Prepared for

Georgia Power Company
241 Ralph McGill Blvd NE
Atlanta, Georgia 30308

2026 SEMIANNUAL GROUNDWATER MONITORING AND CORRECTIVE ACTION REPORT

PLANT BOWEN ASH POND 1 (AP-1)

Prepared by

Geosyntec consultants
engineers | scientists | innovators

1255 Roberts Boulevard, Suite 200
Kennesaw, Georgia 30144

Project Number 26001667

August 2026

Geosyntec consultants

CERTIFICATION STATEMENT

This *2026 Semiannual Groundwater Monitoring and Corrective Action Report, Plant Bowen Ash Pond 1 (AP-1)* has been prepared in compliance with the United States Environmental Protection Agency Coal Combustion Residual Rule (40 Code of Federal Regulations [CFR] 257 Subpart D), specifically § 257.90(e), and the Georgia Environmental Protection Division Rules for Solid Waste Management 391-3-4-.10 by a qualified groundwater scientist or engineer with Geosyntec Consultants, Inc. I hereby certify that I am a qualified groundwater scientist, in accordance with the Georgia Rules of Solid Waste Management 391-3-4-.01.

Whitney B. Law	August 31, 2026
Georgia Professional Engineer No. 36641	Date

SUMMARY

This summary of the *2026 Semiannual Groundwater Monitoring and Corrective Action Report* provides the status of groundwater monitoring and corrective action program for the reporting period of January through June 2026 (referred to herein as the "semiannual reporting period") at Georgia Power Company's (Georgia Power's) Plant Bowen Ash Pond 1 (AP-1) (the Site). This summary was prepared by Geosyntec Consultants, Inc. (Geosyntec) on behalf of Georgia Power to meet the requirements listed in Part A, Section 6[1] of the United States Environmental Protection Agency (USEPA) Coal Combustion Residual Rule (federal CCR Rule) (40 Code of Federal Regulations [CFR] 257 Subpart D).

Plant Bowen and the Site

Plant Bowen is located at 317 Covered Bridge Rd SW, nine miles southwest of Cartersville in Bartow County, Georgia. Plant Bowen is a four-unit, coal-fired, electric-generating facility that commenced operations in the 1970s. CCR material resulting from power generation have historically been transferred and stored at the Site. In preparation for AP-1 closure, the plant completed the conversion to dry ash handling in early 2019 and AP-1 no longer receives ash. The Site is located on the western portion of the Plant Bowen property. The Georgia Environmental Protection Division (GA EPD) approved closure permit no. 008-021D(CCR) for AP-1 on February 17, 2022, and the Site closure is underway.

Groundwater at the Site is monitored using a comprehensive well network system that meets federal and state monitoring requirements. Routine sampling and reporting began after the background groundwater conditions were established between June 2016 and August 2017. Based on groundwater conditions at the Site, an assessment monitoring program and assessment of corrective measures (ACM) program were established in January 2018 and January 2019, respectively. During the semiannual reporting period,

[1] 80 FR 21468, Apr. 17, 2015, as amended at 81 FR 51807, Aug. 5, 2016; 83 FR 36452, July 30, 2018; 85 FR 53561, Aug. 28, 2020

the Site remained in assessment monitoring as corrective measures are being evaluated. A *Draft Remedy Selection Report*, which summarizes the evaluation and proposed selection of a corrective measure, or measures, was submitted to GA EPD in February 28, 2023 with revisions provided on July 5, 2024 (Geosyntec, 2023c, GEOS ID 739305; Geosyntec, 2024b, GEOS ID 854212). Following GA EPD's approval of the *BGWC-22 Pilot Study Workplan* (Geosyntec, 2025b) on March 14, 2025, a pilot study was initiated at AP-1 in support of the ongoing remedy selection process in April 2025. The pilot study was completed with the last performance monitoring event in February 2026 upon GA EPD's approval of the proposed reduction of pilot study post-injection monitoring request letter dated April 1, 2026. The *Pilot Study Summary Report* summarizing the pilot studies conducted and performance results was submitted to GA EPD under separate cover on July 31, 2026.

During the semiannual reporting period, Geosyntec conducted a single groundwater sampling event in January/February 2026 in support of the assessment monitoring program. Groundwater samples were submitted to Pace Analytical Services, LLC (Pace Analytical), for analysis. Per the federal CCR Rule, groundwater data from the semiannual assessment monitoring event conducted during the semiannual reporting period were evaluated in accordance with the certified statistical methods. The evaluations identified statistically significant values of select Appendix III [2] and Appendix IV[3] constituents in excess of established groundwater protection standards (GWPS) in select monitoring wells, as summarized in the table below for the semiannual reporting period.

Based on a review of the Appendix III and Appendix IV statistical results completed for the groundwater monitoring and corrective action program for the semiannual reporting period, the Site will continue in assessment monitoring. Georgia Power will continue routine groundwater monitoring and reporting at the Site. Reports will be posted to Georgia Power's CCR Rule Compliance website and provided to GA EPD semiannually.

[2] Boron, calcium, chloride, fluoride, pH, sulfate, and total dissolved solids
[3] Antimony, arsenic, barium, beryllium, cadmium, chromium, cobalt, fluoride, lead, lithium, mercury, molybdenum, selenium, thallium, and radium 226 + 228

Appendix III Constituent	January/February 2026
Boron	BGWC-7, BGWC-9, BGWC-10, BGWC-12, BGWC-14A, BGWC-16, BGWC-17, BGWC-18, BGWC-19, BGWC-20, BGWC-22, BGWC-23, BGWC-24, BGWC-25, BGWC-30, BGWC-51, BGWC-52
Calcium	BGWC-7, BGWC-12, BGWC-14A, BGWC-16, BGWC-20, BGWC-22, BGWC-23, BGWC-24
Chloride	BGWC-9, BGWC-10, BGWC-12, BGWC-14A, BGWC-16, BGWC-17, BGWC-20, BGWC-22, BGWC-23, BGWC-24, BGWC-25, BGWC-30, BGWC-51, BGWC-52
pH	BGWC-16, BGWC-18
Sulfate	BGWC-7, BGWC-9, BGWC-10, BGWC-12, BGWC-14A, BGWC-16, BGWC-17, BGWC-20, BGWC-22, BGWC-23, BGWC-24, BGWC-52
Total Dissolved Solids	BGWC-7, BGWC-10, BGWC-12, BGWC-14A, BGWC-16, BGWC-17, BGWC-20, BGWC-22, BGWC-23, BGWC-24
Appendix IV Constituent[4]	**January/February 2026**
Arsenic[5]	BGWC-34D
Cobalt	BGWC-16, BGWC-22
Lithium	BGWC-20
Molybdenum	BGWC-43D

[4] A statistically significant level (SSL)-related constituent is determined by comparing the confidence intervals developed to either the constituent's maximum contaminant level (MCL), if available; where an MCL has not been established, then a CCR-rule specific GWPS; or background concentrations for constituents where the concentration is greater than the MCL or rule-specified GWPS.

[5] Alternate Source Demonstration (ASD) submitted and approved by GA EPD.

Geosyntec consultants

TABLE OF CONTENTS

SUMMARY i

1.0 INTRODUCTION 1
- 1.1 Site Description and Background 2
- 1.2 Regional Geology and Hydrogeologic Setting 2
  - 1.2.1 Regional and Site Geology 3
  - 1.2.2 Hydrogeologic Setting 3
- 1.3 Groundwater Monitoring Well Network 4

2.0 GROUNDWATER MONITORING ACTIVITIES 5
- 2.1 Monitoring Well Installation and Maintenance 5
- 2.2 Assessment Monitoring 5
- 2.3 Additional Groundwater Evaluations 6
- 2.4 Assessment of Corrective Measures 6

3.0 SAMPLING METHODOLOGY AND ANALYSES 8
- 3.1 Groundwater and Surface Water Level Measurement 8
- 3.2 Groundwater Gradient and Flow Velocity 8
- 3.3 Groundwater Sampling Procedures 10
- 3.4 Laboratory Analyses 11
- 3.5 Quality Assurance and Quality Control Summary 11

4.0 STATISTICAL ANALYSIS 12
- 4.1 Statistical Methods 12
  - 4.1.1 Appendix III Statistical Methods 12
  - 4.1.2 Appendix IV Statistical Methods 13
- 4.2 Statistical Analyses Results 14
  - 4.2.1 January/February 2026 Data 14
  - 4.2.2 Summary of Statistical Analyses 14

5.0 NATURE AND EXTENT 15
- 5.1 Alternate Source Demonstration 15

6.0 MONITORING PROGRAM STATUS 16
- 6.1 Assessment Monitoring Status 16

6.2 Assessment of Corrective Measures 16

7.0 CONCLUSIONS AND FUTURE ACTIONS 18

8.0 REFERENCES 19

LIST OF TABLES

Table 1 Monitoring Well Network Summary
Table 2 Groundwater Sampling Event Summary
Table 3 Summary of Groundwater and Surface Water Elevations
Table 4 Horizontal Groundwater Gradient and Flow Velocity Calculations
Table 5 Summary of Groundwater Analytical Data
Table 6 Summary of Background Concentrations and Groundwater Protection Standards

LIST OF FIGURES

Figure 1 Site Location Map
Figure 2 Monitoring Well Network Map
Figure 3 Potentiometric Surface Contour Map – January 2026
Figure 4 Iso-Concentration Map, Cobalt – February 2025
Figure 5 Iso-Concentration Map, Molybdenum – February 2025
Figure 6 Iso-Concentration Map, Lithium – February 2026

LIST OF APPENDICES

Appendix A Well Maintenance and Repair Documentation Memorandum
Appendix B Analytical Laboratory Results and Field Sampling Forms
Appendix C Statistical Analysis Reports
Appendix D 2026 Pilot Study Summary Report

LIST OF ACRONYMS

ACM	Assessment of Corrective Measures
AP-1	Ash Pond 1
ASD	Alternate Source Demonstration
CCR	coal combustion residuals
CFR	Code of Federal Regulations
DO	dissolved oxygen
ft/day	feet per day
ft/ft	feet per foot
GA EPD	Georgia Environmental Protection Division
Georgia Power	Georgia Power Company
Geosyntec	Geosyntec Consultants, Inc.
GSC	Groundwater Stats Consulting
GWPS	Groundwater Protection Standard
GSWP	General Service Water Pond
HAR	Hydrogeologic Assessment Report
i	horizontal hydraulic gradient
K_h	horizontal hydraulic conductivity
MCL	Maximum Contaminant Level
mg/L	milligram per liter
n_e	effective porosity
NELAP	National Environmental Laboratory Accreditation Program
NOI	notice of intent
NTU	nephelometric turbidity units
ORP	oxidation reduction potential
Pace Analytical	Pace Analytical Services, LLC
PDI	pre-design investigation
PE	professional engineer
PL	prediction limit
QA/QC	Quality Assurance/Quality Control
SSI	statistically significant increase
SSL	statistically significant level
s.u.	standard unit
Unified Guidance	Statistical Analysis of Groundwater Data at RCRA Facilities Unified Guidance
UIC	Underground Injection Control
USEPA	United States Environmental Protection Agency

1.0 INTRODUCTION

In accordance with the United States Environmental Protection Agency (USEPA) Coal Combustion Residual Rule (federal CCR Rule) (40 Code of Federal Regulations [CFR] Part 257, Subpart D) and the Georgia Environmental Protection Division (GA EPD) Rules for Solid Waste Management 391-3-4-.10, Geosyntec Consultants, Inc. (Geosyntec) has prepared this *2026 Semiannual Groundwater Monitoring and Corrective Action Report* to document groundwater monitoring activities conducted at Georgia Power Company (Georgia Power) Plant Bowen (Site) Ash Pond 1 (AP-1) for the reporting period of January through June 2026 (referred to herein as the "semiannual reporting period").

Groundwater monitoring and reporting for the CCR unit is performed in accordance with the monitoring requirements of § 257.90 through § 257.95 of the federal CCR Rule, and GA EPD Rules for Solid Waste Management 391-3-4-.10(6). To specify groundwater monitoring requirements, GA EPD rule 391-3-4-.10(6)(a) incorporates by reference the federal CCR Rule. For ease of reference, the federal CCR Rule is cited within this report in lieu of citing both sets of regulations. Also, the closure permit issued by GA EPD (i.e., no. 008-021D(CCR)) stipulates that Georgia Power must maintain the groundwater monitoring system and monitor the groundwater in accordance with the approved site-specific groundwater monitoring plan and GA EPD rule 391-3-4-.10 as part of the closure and post-closure care programs.

Due to statistically significant levels (SSLs) of cobalt and molybdenum reported in the *2018 Annual Groundwater Monitoring and Corrective Action Report* (Geosyntec, 2019a), Georgia Power initiated an assessment of corrective measures (ACM) for AP-1 in January 2019. Pursuant to § 257.96(b), Georgia Power continues to monitor groundwater associated with AP-1 in accordance with the assessment monitoring program established for the unit in 2018, including semiannual monitoring and reporting pursuant to § 257.90 through § 257.95 of the federal CCR Rule and GA EPD Rules for Solid Waste Management 391-3-4-.10(6)(a). A *Draft Remedy Selection Report,* which summarizes the evaluation and proposed selection of a corrective measure, or measures, was submitted to GA EPD on February 28, 2023 with revisions provided on July 5, 2024, (Geosyntec, 2023c, GEOS ID 739305; Geosyntec, 2024b, GEOS ID 854212). With GA EPD approval in March 2025, a pilot study was initiated to address the SSL of cobalt at BGWC-22.

The current reporting period groundwater data indicate that the identified SSLs of arsenic in BGWC-34D, cobalt in BGWC-22 and BGWC-16, molybdenum in BGWC-43D, and lithium in BGWC-20 are horizontally and vertically delineated to below their corresponding groundwater protection standards (GWPS) and contained within the property boundary or resolved with a previously approved alternate source demonstration (ASD) (Geosyntec, 2021b). Additional data related to the SSL of lithium in BGWC-20 are being collected and will be summarized in a future *Draft Remedy Selection Report Addendum*, which will be submitted to GA EPD under separate cover.

1.1 Site Description and Background

Plant Bowen is a four-unit, coal-fired, electric-generating facility that commenced operations in the 1970s. The plant is located nine miles southwest of Cartersville in Bartow County, Georgia. The plant is bordered by the Etowah River to the north and east, and sparsely populated, forested, rural and industrial land on the south and west (**Figure 1**).

AP-1 at the Site occupies an area of approximately 254 acres. In preparation for AP-1 closure, the plant completed the conversion to dry ash handling in early 2019, and AP-1 no longer receives ash. Georgia Power submitted to GA EPD a notice of intent (NOI) stating that waste stream flows are no longer directed to AP-1, effective December 31, 2020. Georgia Power began closure of AP-1 in 2021 by excavation and consolidation of CCR material into an approximately 144-acre lined, multi-cell storage facility situated within the current footprint of AP-1. Closure activities are conducted in accordance with § 257.102 and corresponding Rule 391-3-4-.10(7)(b). The proposed closure approach provides a source control measure that reduces the potential for migration of CCR constituents to groundwater. Details of the closure approach are included in the 2021 Closure Plan and published to Georgia Power's CCR Rule Compliance website. The Closure Plan was approved by GA EPD on February 21, 2022, through an issued CCR Permit (008-021D(CCR)). CCR was certified removed from Cell 1A and 1B and liner placement has been completed (**Figure 2**). Cell 3 CCR removal is underway.

1.2 Regional Geology and Hydrogeologic Setting

The following section summarizes the geologic and hydrogeologic conditions at AP-1 as described in the *Hydrogeologic Assessment Report (Revision 3) – AP-1* (HAR Rev 3) (Geosyntec, 2021c) prepared in support of the AP-1 solid waste handling permit.

1.2.1 Regional and Site Geology

The Site is located within the Great Valley District of the Valley and Ridge Physiographic Province (Valley and Ridge) in northwest Georgia. The Valley and Ridge is characterized by Paleozoic sedimentary rocks that have been folded and faulted into the ridges and valleys that gave this region its name. The floor of the valley is underlain by shales, dolomites, and limestones of Cambrian and Ordovician age. Geologic mapping performed by Lawton et al. (1976) indicates that the Site is underlain by the Ordovician-Cambrian age Knox Dolomite and the Ordovician age Newala Limestone. Based on review of subsurface investigations at the Site, the bedrock is described as predominantly dolomite. The overall Site is underlain primarily by residuum and competent dolomite/limestone bedrock. AP-1 is underlain primarily by three units: (i) fill material consisting of earthen embankments and CCR material; (ii) residuum; and (iii) competent dolomite/limestone bedrock.

Based on subsurface investigations, the residuum at the Site is the result of in-place weathering of the underlying dolomite/limestone bedrock. The residuum consists mainly of mottled light brown to red to yellow, low to high plasticity, stiff to very stiff clay, silt, and silty clay. Most soils contain varying amounts of black chert nodules and chert gravel. The bedrock beneath the Site is described as light to dark gray, fine to medium-grained, thinly bedded to massive, dense, and hard dolomite, limestone, and dolomitic limestone. Some evidence of weathering along fracture or bedding surfaces is observed, with some manganese or iron oxide staining. Abundant calcite veins and occasional zones of healed dolomite breccia are observed throughout the bedrock. Solution features such as voids in the underlying limestone/dolomite bedrock have formed in the bedrock over geological timeframes, primarily along pre-existing discontinuities such as joints and bedding planes. At the Site, these solution features are typically filled with residuum from the in-place weathering of the bedrock or the downward migration of the overlying residuum, but they may also be open, or water filled.

1.2.2 Hydrogeologic Setting

The uppermost aquifer at the Site occurs near the interface of the residuum and the fractured and solutioned bedrock. Groundwater recharge is by precipitation infiltrating through the residuum to bedrock, or in bedrock outcrop areas through direct infiltration into the bedrock. Groundwater flow in bedrock is under unconfined to semi-confined conditions from the mantle of overlying lower-permeability residuum and is controlled by secondary porosity along fractures and solution-enhanced features that are typically

filled with residuum. Based on observations of residuum soil types, horizontal hydraulic conductivity values, and boring logs and geophysical evaluations, the movement of groundwater in the clay-rich residuum and upper weathered bedrock zone is slow and likely behaves as flow through low-permeability porous media.

1.3 Groundwater Monitoring Well Network

In accordance with § 257.91, a groundwater monitoring system was installed at AP-1 that consists of a sufficient number of wells installed at appropriate locations and depths to yield groundwater samples from the uppermost aquifer to represent the groundwater quality both upgradient of the unit (i.e., background conditions) and passing the waste boundary of the unit. The number, spacing, and depths of the groundwater monitoring wells were selected based on the characterization of site-specific hydrogeologic conditions.

As part of the assessment monitoring program, assessment monitoring wells have been installed since 2018 to supplement the pre-existing detection monitoring wells and characterize the nature and extent of SSLs in groundwater downgradient of AP-1. Pursuant to § 257.195(g)(1)(iv), the wells classified as "assessment monitoring wells" will continue to be sampled concurrently with the detection monitoring well network as part of the ongoing assessment groundwater monitoring program.

An on-site network of piezometers is used in combination with the detection and assessment monitoring well networks to gauge water levels to define groundwater flow direction and gradients.

The locations of the current detection monitoring wells, assessment monitoring wells, and piezometers are shown on **Figure 2**; well and piezometer construction details are listed in **Table 1**.

2.0 GROUNDWATER MONITORING ACTIVITIES

In accordance with § 257.90(e), the following describes monitoring-related activities performed during the semiannual reporting period and discusses any change in status of the monitoring program. Groundwater sampling was performed in accordance with § 257.93.

2.1 Monitoring Well Installation and Maintenance

No additional detection monitoring wells, assessment wells, or piezometers were installed during this semiannual reporting period. However, monitoring wells BGWC-20 and BGWC-43D were redeveloped on January 7, 2026, prior to the semiannual sampling event.

The well and piezometer networks are inspected semiannually to evaluate if any repairs or corrective actions are necessary to meet the requirements of the Georgia Water Well Standards Act (O.C.G.A. § 12-5-134(5)(d)(vii)). In January/February 2026, the networks were inspected and no necessary corrective actions were identified, as documented in **Appendix A**. This documentation was prepared under the direction of a professional geologist or engineer registered in the State of Georgia.

2.2 Assessment Monitoring

Georgia Power initiated an assessment monitoring program for groundwater at AP-1 in January 2018 based on statistically significant increases (SSIs) of Appendix III constituents documented in the *2017 Annual Groundwater Monitoring and Corrective Action Report* (Anchor QEA, 2018). A notice of assessment monitoring was placed in the operating record on May 15, 2018. Currently identified SSLs of Appendix IV constituents exceeding their respective GWPS at AP-1 are cobalt in BGWC-16 and BGWC-22, arsenic in BGWC-34D, lithium in BGWC-20, and molybdenum in BGWC-43D. Monitoring well BGWC-38D exhibited an SSL of molybdenum in the past. Concentrations of molybdenum have decreased to less than the GWPS and the statistical analysis no longer indicates an SSL in this well.

Pursuant to § 257.96, an ACM was initiated for AP-1 in January 2019. An *Assessment of Corrective Measures Report – Plant Bowen Ash Pond 1 (AP-1)* (ACM Report) was subsequently prepared for AP-1 (Geosyntec, 2019b) and submitted to GA EPD in June 2019 and posted to the CCR compliance website in July 2019. In accordance with §

257.96(b), groundwater continues to be monitored at AP-1 under the assessment monitoring program while the ACM phase is implemented.

In support of the routine assessment monitoring program, a semiannual assessment monitoring event was conducted in January/February 2026. Due to suspect data for mercury reported for BGWC-24, this well was resampled on April 9, 2024; the resample result is more consistent with historical values. The wells sampled and the dates the samples were collected at AP-1 during the semiannual reporting period are summarized in **Table 2**. Details of these events and analytical results are discussed in Section 3.

2.3 Additional Groundwater Evaluations

Groundwater samples were collected from the entire AP-1 detection and assessment well networks during the January/February 2026 event and were analyzed for major cations, major anions, iron, and manganese. The data were collected in support of evaluating the geochemical composition of groundwater in conjunction with the ACM activities.

Additionally, supplemental groundwater samples were collected from BGWC-20 on April 7, 2026, for select Appendix III, Appendix IV, and geochemical parameters to provide additional data in support of the lithium SSL evaluation.

2.4 Assessment of Corrective Measures

To support remedial design, a pre-design investigation (PDI) including a high-resolution site characterization, treatability study, and pilot study was initiated in June 2023. The results of the high-resolution site characterization and treatability study were summarized in the *BGWC-22 Pilot Study Workplan* (Geosyntec, 2025b) and submitted to GA EPD on February 7, 2025. The BGWC-22 workplan was subsequently approved by GA EPD on March 14, 2025.

The bench scale laboratory treatability study concluded during the first half of 2025 to inform remedial design for the proposed remedy to address cobalt at BGWC-22 and BGWC-16.

Following GA EPD approval of the *BGWC-22 Pilot Study Workplan* (Geosyntec, 2025b) on March 14, 2025, a geochemical injection was performed from April 22 to 27 and from July 7 to 17, 2025. A post-injection performance program was initiated on May 1, 2025. Details of these events and analytical results are discussed in Section 6 of this report. Based on the stabilized performance data observed in recent monitoring events, a request

to reduce the duration of the post-injection performance program was submitted to GA EPD on January 15, 2026 (Geosyntec, 2026) and subsequently approved on April 1, 2026. The pilot study was concluded with the final post-injection performance monitoring event completed in February 2026. A Pilot Study Summary Report (PSSR) was prepared and submitted to GA EPD in a separate cover on July 31, 2026 (Geosyntec, 2026c).

3.0 SAMPLING METHODOLOGY AND ANALYSES

The following section presents a summary of the field sampling procedures that were implemented, and the groundwater sampling results that were obtained in connection with the assessment monitoring program conducted at AP-1 during the semiannual reporting period.

3.1 Groundwater and Surface Water Level Measurement

A synoptic round of depth-to-groundwater-level measurements were recorded from the AP-1 wells and piezometers during the January/February (January) 2026 assessment monitoring event and used to calculate the corresponding groundwater elevations, which are presented in **Table 3**. The January 2026 elevations are generally representative of the groundwater elevations reported for prior monitoring events.

Surface water elevations were recorded along the Etowah River, Euharlee Creek, and General Service Water Pond (GSWP) using transducers installed at the locations indicated on **Figure 2**.

The groundwater and surface water elevation data were used to prepare potentiometric surface maps for the January 2026 event, which are presented on **Figure 3**. Groundwater flow pathways at the Site are expected to be influenced by solution features, fractures, and weathered zones in the upper bedrock. Interpretation of the potentiometric surface contours indicates that groundwater generally flows to the north, northwest, and west. A component of flow in the southernmost portion of AP-1 is to the south and west, likely due to groundwater mounding related to historical free water storage at the former recycle pond at the southern end of AP-1 (now decommissioned), the influence of which has reduced since closure activities began in 2021. Under post-closure conditions, the groundwater flow direction is anticipated to resemble the regional flow regime more closely (south to north).

3.2 Groundwater Gradient and Flow Velocity

The horizontal groundwater hydraulic gradients within the residuum and fractured and solutioned bedrock of the uppermost aquifer beneath AP-1 were calculated using groundwater elevation data recorded during the January 2026 gauging event, and along three main interpreted groundwater flow paths to account for changing flow directions underlying AP-1, as discussed in Section 3.1 (i.e., north, northwest, west, and south/southwest). Horizontal hydraulic gradients were calculated between the following

well pairs: BGWC-9/PZ-1, BGWC-20/BGWC-31, and BGWC-24/BGWC-40. The supporting calculations are presented in **Table 4**; the locations of the flow paths used in the calculations and associated potentiometric contour lines are shown on **Figure 3**. The calculated hydraulic gradient along the north, west, and south/southwest flow paths for the semiannual reporting period are 0.015 feet per foot (ft/ft), 0.018 ft/ft, and 0.030 ft/ft, respectively.

Because of lithologic heterogeneity and anisotropic groundwater flow, groundwater velocity calculations using derivations of Darcy's Law, or other methods, may not capture the full range and distribution of flow velocities beneath and around AP-1 (Geosyntec, 2021c). Groundwater flow velocity calculations are provided as a general estimate of groundwater flow velocity at the site based on available information and assumptions described below.

The approximate horizontal flow velocities along the north, west, and south/southwest flow paths were calculated using the following derivative of Darcy's Law. The calculations are presented on **Table 4**.

$$V = \frac{K_h * i}{n_e}$$

Where:

V = Groundwater flow velocity $\left(\frac{feet}{day}\right)$

K_h = Horizontal Hydraulic Conductivity $\left(\frac{feet}{day}\right)$

i = Horizontal hydraulic gradient $\left(\frac{feet}{foot}\right) = \frac{h_1 - h_2}{L}$

h_1 and h_2 = Groundwater elevation at location 1 and 2

L = distance between location 1 and 2

n_e = Effective porosity

Groundwater flow in bedrock is controlled by secondary porosity features that are typically filled with residuum. Based on the range of hydraulic conductivity measurements from wells and piezometers screened in the upper bedrock at AP-1, flow velocities were calculated using: (i) the geometric mean and the highest of the observed

horizontal hydraulic conductivity (K_h) values as presented in the HAR Rev 3 (Geosyntec, 2021c); (ii) the average hydraulic gradients presented at the beginning of Section 3.2; and (iii) an estimated effective porosity (n_e) of 0.3 for the fractured and solutioned dolomite/limestone bedrock (Geosyntec, 2021c).

Horizontal hydraulic conductivity values measured for bedrock ranged from 3.0 x 10^{-2} to 33.0 feet per day (ft/day), with a geometric mean of 2.4 ft/day. Using the geometric mean K_h value of 2.4 ft/day for the bedrock, the calculated flow velocities along the north, west, and south/southwest flow paths are 0.12 ft/day, 0.14 ft/day, and 0.24 ft/day, respectively. This variability in calculated groundwater flow velocity is consistent with groundwater flow in dolomite/limestone bedrock controlled by secondary porosity features that are typically filled with residuum.

3.3 Groundwater Sampling Procedures

Groundwater samples were collected using low-flow sampling procedures in accordance with § 257.93(a). Purging and sampling was performed using dedicated bladder pumps with dedicated tubing, non-dedicated bladder pumps, and peristaltic pumps. For wells sampled with non-dedicated bladder and peristaltic pumps, the pump intake was lowered to the midpoint of the well screen (or as appropriate based on the groundwater level). Non-dedicated bladder pump and peristaltic pump samples were collected using new disposable polyethylene tubing; all non-dedicated tubing was disposed of following the sampling event. All non-disposable equipment was decontaminated before use and between well locations.

An in-situ water quality field meter (Aqua TROLL 400) was used to monitor and record field water quality parameters [i.e., pH, conductivity, dissolved oxygen (DO), temperature, and oxidation reduction potential (ORP)] during well purging to verify stabilization prior to sampling. Turbidity was monitored using a LaMotte 2020we (or similar) portable turbidity meter. Groundwater samples were collected once the following stabilization criteria were met:

- pH ± 0.1 standard units (s.u.).
- Conductivity ± 5%.
- ± 0.2 milligrams per liter (mg/L) or ± 10% (whichever is greater) for DO > 0.5 mg/L. No criterion applies if DO < 0.5 mg/L, record only.

- Turbidity measured less than 5 nephelometric turbidity units (NTU) or measured between 5 and 10 NTU following three hours of purging.

Following purging, and once stabilization was achieved, unfiltered samples were collected into appropriately preserved laboratory-supplied sample containers. Sample bottles were placed in ice-packed coolers and submitted to Pace Analytical Services, LLC (Pace Analytical), following chain-of-custody protocol. The field sampling and equipment calibration forms generated during the semiannual reporting period are provided in **Appendix B**.

3.4 Laboratory Analyses

Laboratory analyses were performed by Pace Analytical, which is accredited by the National Environmental Laboratory Accreditation Program (NELAP). Pace Analytical maintains a NELAP certification for the Appendix III and Appendix IV constituents and the geochemical parameters analyzed for this project. Analytical methods used for groundwater sample analysis are listed in the analytical laboratory reports included in **Appendix B**. The groundwater results from the semiannual reporting period are summarized in **Table 5**.

3.5 Quality Assurance and Quality Control Summary

Quality assurance/quality control (QA/QC) samples were collected during the groundwater monitoring events at the minimum rate of one QA/QC sample per 10 groundwater samples and included the following: field duplicates, equipment blanks, and field blank samples. QA/QC samples were collected in appropriately preserved laboratory-provided sample containers and submitted under the same chain of custody as the primary samples for analysis of the same constituents by Pace Analytical.

In addition to collecting QA/QC samples, the data were validated based on the pertinent methods referenced in the laboratory reports, professional and technical judgment, and applicable federal and site-specific guidance documents (USEPA, 2011; USEPA, 2017). Where necessary, the data were qualified with supporting documentation and justifications. The validated data meet project objectives and the associated data validation reports are provided in **Appendix B**, along with the laboratory reports.

4.0 STATISTICAL ANALYSIS

The following section summarizes the statistical analysis of Appendix III groundwater monitoring data performed pursuant to § 257.93. In addition, pursuant to § 257.95(d)(2), Georgia Power established GWPS for the Appendix IV constituents and completed statistical analyses of the Appendix IV groundwater monitoring data obtained during the semiannual reporting period. The data were analyzed by Groundwater Stats Consulting (GSC); the reports generated from the analyses are provided in **Appendix C**.

4.1 Statistical Methods

Groundwater data from the semiannual reporting period were statistically analyzed in accordance with the Professional Engineer-certified (PE-certified) Statistical Analysis Method Certification (October 2017, revised January 2020) (Anchor QEA, 2017; Geosyntec, 2020). The Sanitas groundwater statistical software was used to perform the statistical analyses. Sanitas is a decision-support software package that incorporates the statistical tests required of Subtitle C and D facilities by USEPA regulations and guidance as recommended in the USEPA document *Statistical Analysis of Groundwater Data at RCRA Facilities Unified Guidance* (Unified Guidance) (USEPA, 2009).

Appendix III statistical analysis was performed to assess if Appendix III constituents have returned to background levels. Appendix IV constituents were evaluated to assess if concentrations statistically exceeded the established GWPS. Detailed statistical methods used for Appendix III and Appendix IV constituents are discussed in the statistical analysis reports provided in **Appendix C** and summarized in Sections 4.1.1 and 4.1.2. The GWPS were finalized pursuant to § 257.95(d)(2) and presented in **Table 6**.

4.1.1 Appendix III Statistical Methods

Based on guidance from GA EPD, statistical tests used to evaluate the groundwater monitoring data consist of interwell prediction limits (PLs) combined with a 1-of-2 verification resample plan for each of the Appendix III constituents. Interwell PLs pool upgradient well data to establish a background limit for an individual constituent, and the most recent sample from each downgradient well is compared to the same limit for each constituent to assess whether there are SSIs. An "initial exceedance" occurs when an Appendix III constituent reported in the groundwater of a downgradient detection monitoring well exceeds the constituent's associated PL. The 1-of-2 resample plan allows for collection of an independent resample. A confirmed exceedance is noted only

when the resample confirms the initial exceedance by also exceeding the statistical limit. If the resample falls within its respective PL, no exceedance is declared.

4.1.2 Appendix IV Statistical Methods

To statistically compare groundwater data to GWPS, confidence intervals are constructed for each of the detected Appendix IV constituents in each downgradient detection and assessment monitoring well. In accordance with Section 21.1.1 of the Unified Guidance (USEPA, 2009), four independent data are the minimum population size recommended to construct confidence intervals required to assess SSLs for Appendix IV constituents. Due to previous non-routine (or ACM investigation) sampling, some Appendix IV constituents at a well location have differing number of analytical data points.

The confidence intervals are compared to the GWPS. Only when the entire confidence interval is above a GWPS is the well/constituent pair considered to exceed its GWPS. If a confidence interval exceeds a GWPS, an SSL exceedance is identified.

USEPA revised the federal CCR Rule on July 30, 2018, updating GWPS for cobalt, lead, lithium, and molybdenum. As described in § 257.95(h)(1-3), the GWPS is defined by the criteria below. These criteria were adopted into the GA EPD Rules for Solid Waste Management 391-3-4-.10 on February 22, 2022.

(1) The maximum contaminant level (MCL) established under § 141.62 and § 141.66.

(2) Where an MCL has not been established:

  (i) Cobalt 0.006 mg/L;

  (ii) Lead 0.015 mg/L;

  (iii) Lithium 0.04 mg/L; and

  (iv) Molybdenum 0.1 mg/L.

(3) Background levels for constituents where the background level is higher than the MCL or rule-specified GWPS.

Following the above requirements, GWPS have been established for statistical comparison of Appendix IV constituents and are presented in **Table 6**.

4.2 Statistical Analyses Results

Based on review of the Appendix III statistical analysis discussion presented in **Appendix C**, groundwater conditions have not returned to background and assessment monitoring should continue. Based on the statistical analysis of Appendix IV constituents, select Appendix IV constituents exceeded the GWPS during the semiannual reporting period:

4.2.1 January/February 2026 Data

- Arsenic: BGWC-34D
- Cobalt: BGWC-16, BGWC-22
- Lithium: BGWC-20
- Molybdenum: BGWC-43D

Wells with SSLs were further evaluated using the Sen's Slope/Mann Kendall trend test (**Appendix C**). Statistically significant increasing trends of cobalt in BGWC-16 and BGWC-22[6] as well as lithium in BGWC-20 and upgradient well BGWA-48D were identified during this reporting period. No statistically significant trends were identified for arsenic in BGWC-34D or molybdenum in BGWC-43D.

4.2.2 Summary of Statistical Analyses

The SSLs identified for the semiannual reporting period are generally consistent with the 2025 annual reporting period.

[6]Cobalt concentration reported for BGWC-22 for the February 2026 event was less than the GWPS and cobalt concentrations reported for BGWC-22 have been continually decreasing since September 2020.

5.0 NATURE AND EXTENT

Based on the groundwater data presented herein, the SSL of cobalt associated with BGWC-22 is horizontally and vertically delineated to below the GWPS as calculated by confidence intervals (statistical analysis) prepared for assessment wells BGWC-32 and BGWC-35D, respectively. Of note, the cobalt concentration reported for BGWC-22 is less than the GWPS for the most recent sampling event and cobalt concentrations reported for BGWC-22 have been continually decreasing since September 2020. The cobalt SSL identified in BGWC-16 is horizontally and vertically delineated by PZ-7 and BGWC-53D. The SSL of molybdenum identified in BGWC-43D is horizontally and vertically delineated by BGWC-50D and BGWC-49D, respectively. The horizontal and vertical delineation of the SSL of lithium in BGWC-20 to below GWPS is achieved by BGWC-31, BGWC-19, and BGWC-34D. The groundwater data from the January/February 2026 semiannual assessment monitoring event were used to generate the cobalt, lithium, and molybdenum iso-concentration maps presented on **Figure 4** through **Figure 6**.

Georgia Power will continue to monitor the assessment wells and adaptively manage the Site as new data become available.

5.1 Alternate Source Demonstration

An ASD was prepared and submitted to GA EPD on January 29, 2021, to address the SSL of arsenic in assessment well BGWC-34D (Geosyntec, 2021b). The ASD presented multiple lines of evidence that the arsenic groundwater concentrations detected in BGWC-34D are not associated with a release from AP-1 but are instead caused by a natural source of arsenic in the site-specific rock formation. The arsenic ASD was approved by GA EPD on August 18, 2021.

6.0 MONITORING PROGRAM STATUS

6.1 Assessment Monitoring Status

Pursuant to § 257.96(b), Georgia Power will continue to monitor the groundwater at AP-1 in accordance with the assessment monitoring program regulations of § 257.95 while ACM efforts are implemented to address SSL concentrations of cobalt, lithium, and molybdenum in select AP-1 wells. Pursuant to § 257.95(g)(1)(iv), the additional assessment wells will continue to be sampled as part of the ongoing assessment groundwater monitoring program.

6.2 Assessment of Corrective Measures

A *Draft Remedy Selection Repor*t was submitted to GA EPD on February 28, 2023 (Geosyntec, 2023c, GEOS ID 739305). A revision to the *Draft Remedy Selection Report* was submitted on July 5, 2024 (Geosyntec, 2024b, GEOS ID 854212). The submitted report summarizes:

- The current groundwater conceptual site model applicable to evaluating groundwater corrective measures proposed in the ACM Report (Geosyntec, 2019b);
- An evaluation of each corrective measure retained for further consideration following the completed investigations; and
- An evaluation of corrective measure options using the comparative criteria such as long- and short-term effectiveness and protectiveness, source control effectiveness, and ease of implementation. The *Draft Remedy Selection Report* presents geochemical approaches (in-situ injections) coupled with monitored natural attenuation as the proposed groundwater remedy for AP-1.

With the written concurrence letter from GA EPD, Georgia Power initiated a high-resolution site characterization in June 2023 to characterize and refine the proposed in-situ injection treatment area proximal to BGWC-22. Based upon the results of the high-resolution site characterization and treatability study, a Pilot Test Notification Form and the *BGWC-22 Pilot Study Workplan* (Geosyntec, 2025b) were submitted to GA EPD on February 7, 2025. The Pilot Test Notification Form was approved by GA EPD's Underground Injection Control (UIC) Program on March 11, 2025, and the workplan was

subsequently approved by GA EPD'S Solid Waste Management Program on March 14, 2025.

Following GA EPD approval, pilot study injection activities were performed from April 22 to 27 and from July 7 to 17, 2025, in accordance with the GA EPD approved Pilot Test Notification Form and pilot study workplan. A *Pilot Study Post-Injection Event Report* (Geosyntec, 2025c) summarizing pilot study activities from November 2024 to May 2025 was submitted to GA EPD on June 6, 2025.

A post-injection performance monitoring program was initiated in May 2025 and concluded in February 2026 during this reporting period with GA EPD's approval of the *Proposed Reduction of Pilot Study Post-Injection Monitoring* request letter (Geosyntec, 2026a). Geosyntec prepared a comprehensive *Pilot Study Summary Report* (Geosyntec, 2026c) summarizing the pilot study results, inclusive of the sample data collected for the duration of the post-injection performance monitoring and provides recommendations for the design and implementation of the full-scale groundwater remedy. The report was submitted to GA EPD under separate cover July 31, 2026; the report is also included in **Appendix D** of this semiannual groundwater monitoring report.

In response to the identification of SSL of lithium in BGWC-20 during the previous reporting period, additional data related to the lithium SSL are being collected and will be summarized in a future *Draft Remedy Selection Report Addendum*, which will be submitted to GA EPD under separate cover.

7.0 CONCLUSIONS AND FUTURE ACTIONS

This *2026 Semiannual Groundwater Monitoring and Corrective Action Report* for Plant Bowen AP-1 was prepared to fulfill the requirements of the federal CCR Rule and GA EPD Rules for Solid Waste Management 391-3-4-.10. Statistical analyses of the groundwater monitoring data for AP-1 for the semiannual reporting period identified the continued presence of SSLs of arsenic in BGWC-34D, cobalt in BGWC-22 and BGWC-16, molybdenum in BGWC-43D, as well as the SSL of lithium in BGWC-20 identified during the 2025 annual reporting period. Based on the most current groundwater quality, the SSLs in BGWC-16, BGWC-20, BGWC-22, BGWC-34D, and BGWC-43D are vertically and horizontally delineated to below their respective GWPS within the property boundary, or resolved with a previously approved ASD (Geosyntec, 2021b). In accordance with GA EPD Rule 391-3-4-.10(6) and § 257.96, the Site is in an ACM program for the identified SSLs.

Georgia Power will continue to monitor AP-1 groundwater under the assessment monitoring program as aspects of the ACM program are implemented to address the Appendix IV SSLs. A *Draft Remedy Selection Report*, which summarizes the evaluation and proposed selection of a corrective measure, or measures, was submitted to GA EPD in February 2023 with revisions provided on July 5, 2024 (Geosyntec, 2023c, GEOS ID 739305; Geosyntec, 2024b, GEOS ID 854212). An addendum to the *Draft Remedy Selection Report* will be submitted to GA EPD to address the more recently identified lithium SSL in BGWC-20. The next routine semiannual assessment monitoring event for AP-1 is tentatively scheduled for July/August 2026. Progress made regarding the corrective action design evaluation will be documented in the next groundwater monitoring and corrective action report.

8.0 REFERENCES

Anchor QEA, 2017. Statistical Analysis Method Certification – 40 C.F.R. § 257.93(f) – Plant Bowen Ash Pond (AP-1) – Georgia Power Company. October 2017.

Anchor QEA, 2018. 2017 Annual Groundwater Monitoring and Corrective Action Report – Plant Bowen Ash Pond 1 (AP-1). January 2018.

Geosyntec, 2019a. 2018 Annual Groundwater Monitoring and Corrective Action Report – Plant Bowen Ash Pond 1 (AP-1). January 2019.

Geosyntec, 2019b. Assessment of Corrective Measures Report – Plant Bowen Ash Pond 1 (AP-1). June 2019.

Geosyntec, 2020. Statistical Analysis Method Certification (REV 01) – Georgia Rule 391-3-4-.10(6) and 40 CFR § 257.93(f) – Plant Bowen Ash Pond 1 – Georgia Power Company. January 2020.

Geosyntec, 2021a. 2020 Annual Groundwater Monitoring and Corrective Action Report – Plant Bowen Ash Pond 1 (AP-1). January 2021.

Geosyntec, 2021b. Alternate Source Demonstration – Arsenic, Plant Bowen – Ash Pond 1 (AP-1). January 2021.

Geosyntec, 2021c. Hydrogeologic Assessment Report (Revision 3) Ash Pond 1 Plant Bowen. June 2021.

Geosyntec, 2023a. 2022 Annual Groundwater Monitoring and Corrective Action Report – Plant Bowen Ash Pond 1 (AP-1). January 2023.

Geosyntec, 2023b. 2023 Semiannual Groundwater Monitoring and Corrective Action Report – Plant Bowen Ash Pond 1 (AP-1). August 2023.

Geosyntec, 2023c. Draft Remedy Selection Report, Georgia Power Company, Plant Bowen Ash Pond 1 (AP-1). February 2023.

Geosyntec, 2024a. 2023 Annual Groundwater Monitoring and Corrective Action Report – Plant Bowen Ash Pond 1 (AP-1). January 2024.

Geosyntec, 2024b. Draft Remedy Selection Report, Georgia Power Company, Plant Bowen Ash Pond 1 (AP-1). July 2024.

Geosyntec, 2024c. Ash Pond Monitoring Well Certification Report – Addendum No. 8, Plant Bowen Ash Pond 1 (AP-1). January 2025

Geosyntec, 2024d. Ash Pond Monitoring Well Certification Report – Addendum No. 9, Plant Bowen Ash Pond 1 (AP-1). January 2025

Geosyntec, 2025a. 2024 Annual Groundwater Monitoring and Corrective Action Report – Plant Bowen Ash Pond 1 (AP-1). January 2025.

Geosyntec, 2025b. BGWC-22 Pilot Study Work Plan, Georgia Power Company, Plant Bowen Ash Pond 1 (AP-1). February 2025.

Geosyntec, 2025c. Pilot Study Post-Injection Event Report, Georgia Power Company, Plant Bowen Ash Pond 1 (AP-1). June 2025.

Geosyntec, 2025d. 2025 Semiannual Groundwater Monitoring and Corrective Action Report – Plant Bowen Ash Pond 1 (AP-1). August 2025.

Geosyntec, 2026a. Proposed Reduction of Pilot Study Post-Injection Monitoring, Plant Bowen Ash Pond 1 (AP-1). January 2026.

Geosyntec, 2026b. 2025 Annual Groundwater Monitoring and Corrective Action Report – Plant Bowen Ash Pond 1 (AP-1). January 2026.

Geosyntec, 2026c. Pilot Study Summary Report, Plant Bowen Ash Pond 1 (AP-1). July 2026.

Lawton, D.E., Marsalis, W.E., and others (1976). Geologic Map of Georgia: Georgia Geological Survey, scale = 1: 500,000. 1976.

Sanitas: Groundwater Statistical Software, v. 9.6.26, 2018. Sanitas Technologies©, Boulder, Colorado.

USEPA, 2009. Statistical Analysis of Groundwater Monitoring Data at RCRA Facilities, Unified Guidance. Office of Resource Conservation and Recovery – Program Implementation and Information Division. March 2009.

USEPA, 2011. Region IV Data Validation Standard Operating Procedures. Science and Ecosystem Support Division. Region IV. Athens, GA. September 2011.

USEPA, 2015. Use of Monitored Natural Attenuation for Inorganic Contaminants in Groundwater at Superfund Sites. Office of Solid Waste and Emergency Response, Directive 9283.1-36, August 2015.

USEPA, 2017. National Functional Guidelines for Inorganic Superfund Methods Data Review. Office of Superfund Remediation and Technology Innovation. OLEM 9355.0-135 [EPA-540-R-2017-001]. Washington, DC. January 2017.

TABLES

Table 1
Monitoring Well Network Summary
Georgia Power Company
Plant Bowen - Ash Pond 1
Bartow County, GA

Well ID	Well Designation	Location	Northing	Easting	Ground Surface Elevation (feet)	Top of Casing Elevation (feet)	Top of Screen Elevation (feet)	Bottom of Screen Elevation (feet)	Total Well Depth from (Feet Below Top of Casing)	Groundwater Zone Screened	Installation Date
BGWA-2	Detection	Upgradient	1499374.18	2068599.59	727.00	729.69	650.59	640.59	89.40	Bedrock/Dolomite	10/29/2015
BGWA-29	Detection	Upgradient	1498283.04	2066362.32	718.84	721.38	632.88	622.88	98.80	Bedrock/Dolomite	08/07/2016
BGWA-47D	Detection	Upgradient	1499377.79	2068612.48	726.93	729.61	585.90	575.90	154.04	Bedrock/Limestone/Dolomite	05/13/2020
BGWA-48D	Detection	Upgradient	1499380.09	2068623.31	726.64	729.38	544.97	534.97	194.74	Bedrock/Limestone/Dolomite	05/16/2020
BGWC-7	Detection	Downgradient	1504711.59	2066801.40	702.49	705.38	625.18	615.18	90.50	Bedrock/Limestone	10/01/2015
BGWC-8	Detection	Downgradient	1504671.82	2066929.46	703.71	706.43	636.83	626.83	79.90	Bedrock/Limestone/Dolomite	11/18/2015
BGWC-9	Detection	Downgradient	1504909.12	2066143.27	689.18	691.93	638.33	628.33	63.90	Bedrock/Dolomite	11/13/2015
BGWC-10	Detection	Downgradient	1505033.22	2066081.09	683.39	686.06	633.66	623.66	62.70	Bedrock/Limestone/Dolomite	10/07/2015
BGWC-12	Detection	Downgradient	1505279.88	2065908.56	691.71	694.41	626.01	616.01	78.70	Bedrock/Limestone/Dolomite	10/21/2015
BGWC-14A	Detection	Downgradient	1505398.54	2065015.98	715.57	718.33	629.90	619.90	98.76	Bedrock/Limestone/Dolomite	05/04/2020
BGWC-16	Detection	Downgradient	1504656.42	2064247.67	671.65	674.31	635.31	625.31	49.30	Bedrock/Dolomite	11/12/2015
BGWC-17	Detection	Downgradient	1504432.00	2064259.38	671.25	673.65	615.35	605.35	68.60	Bedrock/Dolomite	11/17/2015
BGWC-18	Detection	Downgradient	1504118.73	2064257.00	670.32	672.88	645.08	635.08	38.10	Bedrock/Dolomite	10/13/2015
BGWC-19	Detection	Downgradient	1503742.25	2064244.66	671.04	673.61	628.91	618.91	55.00	Bedrock/Dolomite	10/12/2015
BGWC-20	Detection	Downgradient	1503367.73	2064259.55	672.29	675.14	635.14	625.14	50.30	Bedrock/Limestone	10/09/2015
BGWC-21	Detection	Downgradient	1501627.51	2064348.09	688.53	691.33	648.63	638.63	53.00	Bedrock/Dolomite	03/02/2016
BGWC-22	Detection	Downgradient	1501323.76	2064358.05	692.64	695.50	662.60	652.60	43.20	Bedrock/Dolomite	10/08/2015
BGWC-23	Detection	Downgradient	1501000.57	2064350.17	693.16	695.50	654.30	644.30	51.50	Bedrock/Dolomite	10/15/2015
BGWC-24	Detection	Downgradient	1500621.22	2065032.84	699.46	702.27	646.27	636.27	66.30	Bedrock/Limestone	10/27/2015
BGWC-25	Detection	Downgradient	1502292.73	2064244.10	677.60	680.47	632.87	622.87	57.90	Bedrock/Dolomite	03/03/2016
BGWC-30	Detection	Downgradient	1499815.93	2066395.86	698.39	701.06	651.58	641.58	59.78	Bedrock/Dolomite	01/04/2017
BGWC-51	Detection	Downgradient	1500270.09	2065455.80	708.99	711.49	654.57	644.57	67.25	Bedrock/Limestone/Dolomite	01/22/2021
BGWC-52	Detection	Downgradient	1500156.97	2065764.13	707.77	710.75	638.88	628.88	82.20	Bedrock/Limestone/Dolomite	01/21/2021
BGWC-31	Assessment	Downgradient	1503497.94	2064022.71	668.12	670.54	631.12	621.12	49.72	Bedrock/Limestone	07/17/2018
BGWC-32	Assessment	Downgradient	1501252.25	2064184.30	696.36	699.36	658.46	648.46	51.20	Bedrock/Limestone	07/18/2018
BGWC-34D	Assessment	Downgradient	1503356.51	2064257.95	672.25	675.17	605.78	595.78	79.72	Bedrock/Limestone	07/13/2018
BGWC-35D	Assessment	Downgradient	1501312.20	2064358.63	693.13	695.73	625.13	615.13	80.93	Bedrock/Limestone	07/12/2018
BGWC-36D	Assessment	Downgradient	1499807.51	2066415.10	698.07	701.01	615.07	605.07	96.34	Bedrock/Limestone	07/02/2018
BGWC-38D	Assessment	Downgradient	1499802.36	2066430.17	697.52	700.34	584.86	574.86	125.81	Bedrock/Limestone	04/18/2019
BGWC-40	Assessment	Downgradient	1500589.93	2064317.38	687.12	689.59	637.45	627.45	62.47	Bedrock/Limestone	12/03/2019
BGWC-43D	Assessment	Downgradient	1499796.86	2066444.37	697.29	700.10	544.62	534.62	165.81	Bedrock/Limestone/Dolomite	04/24/2020
BGWC-49D	Assessment	Downgradient	1499790.13	2066461.96	696.95	699.75	398.95	388.95	311.13	Bedrock/Dolomite	02/23/2021
BGWC-50D	Assessment	Downgradient	1499269.15	2065781.87	714.68	717.43	544.68	534.68	183.09	Bedrock/Dolomite	03/19/2021
BGWC-53D	Assessment	Downgradient	1504685.89	2064247.38	671.46	674.58	584.40	574.40	100.48	Bedrock/Limestone/Dolomite	11/14/2024
PZ-7	Assessment	Downgradient	1504679.33	2064125.75	672.43	675.51	636.54	626.54	49.30	Bedrock/Dolomite	03/09/2022
BGWA-1	Piezometer	Downgradient	1499101.23	2067205.48	718.33	720.90	672.00	662.00	59.20	Bedrock/Limestone/Dolomite	11/17/2015
BGWA-3	Piezometer	Downgradient	1499420.87	2065185.74	721.80	724.28	645.08	635.08	89.50	Bedrock/Dolomite	11/05/2015
BGWA-4	Piezometer	Downgradient	1499485.38	2064697.89	726.05	728.67	660.37	650.37	78.60	Bedrock/Limestone/Dolomite	03/04/2016
BGWA-5	Piezometer	Downgradient	1499434.58	2065421.43	718.53	720.92	661.52	651.52	69.70	Bedrock/Dolomite	11/03/2015
BGWA-6	Piezometer	Downgradient	1499262.01	2065797.30	714.49	716.93	663.93	653.93	63.30	Bedrock/Dolomite	11/06/2015
BGWA-26	Piezometer	Downgradient	1498697.63	2064189.94	726.09	728.65	663.55	653.55	75.40	Bedrock/Dolomite	08/05/2016
BGWA-27	Piezometer	Downgradient	1498719.14	2064387.54	732.50	735.25	652.05	642.05	93.50	Bedrock/Dolomite	08/06/2016
BGWA-28	Piezometer	Downgradient	1498749.21	2064577.55	734.88	737.45	661.35	651.35	86.40	Bedrock/Dolomite	08/07/2016
BGWA-33	Piezometer	Upgradient	1497972.13	2064876.80	740.39	743.25	672.69	662.69	80.86	Bedrock/Limestone	07/10/2018
BGWC-11	Piezometer	Downgradient	1504998.94	2066093.83	683.91	686.50	619.20	609.20	77.60	Bedrock/Limestone/Dolomite	10/16/2015
BGWC-13	Piezometer	Downgradient	1505435.29	2065251.21	714.77	717.43	653.83	643.83	73.90	Bedrock/Dolomite	10/21/2015
BGWC-15	Piezometer	Downgradient	1505278.19	2064732.18	715.39	717.92	654.52	644.52	73.70	Bedrock/Dolomite	10/20/2015
BGWC-37D	Piezometer	Downgradient	1501293.16	2064362.70	693.50	696.05	595.83	585.83	110.55	Bedrock/Limestone	04/25/2019
BGWC-39	Piezometer	Downgradient	1501241.94	2064095.41	676.58	679.12	661.91	651.91	27.54	Bedrock/Limestone	12/06/2019
BGWC-41D	Piezometer	Downgradient	1501255.96	2064096.23	676.43	679.12	631.76	621.76	57.69	Bedrock/Limestone/Dolomite	04/27/2020
BGWC-42D	Piezometer	Downgradient	1501280.52	2064365.25	693.98	696.90	553.31	543.31	153.92	Bedrock/Limestone/Dolomite	05/03/2020
BGWC-44D	Piezometer	Downgradient	1499265.15	2065811.06	714.65	717.30	584.98	574.98	142.64	Bedrock/Limestone/Dolomite	04/22/2020
PZ-1	Piezometer	Downgradient	1505600.54	2066844.10	675.35	677.87	630.65	620.65	57.52	Bedrock/Limestone/Dolomite	06/23/2016
PZ-2	Piezometer	Downgradient	1503856.86	2062938.81	665.92	668.25	649.22	639.22	29.33	Bedrock/Limestone/Dolomite	06/24/2016
PZ-3	Piezometer	Downgradient	1505723.97	2066071.08	705.34	707.97	658.64	648.64	59.63	Bedrock/Dolomite	06/22/2016

Table 1
Monitoring Well Network Summary
Georgia Power Company
Plant Bowen - Ash Pond 1
Bartow County, GA

Well ID	Well Designation	Location	Northing	Easting	Ground Surface Elevation (feet)	Top of Casing Elevation (feet)	Top of Screen Elevation (feet)	Bottom of Screen Elevation (feet)	Total Well Depth from (Feet Below Top of Casing)	Groundwater Zone Screened	Installation Date
PZ-4	Piezometer	Downgradient	1505788.58	2064316.61	715.96	718.74	669.26	659.26	59.78	Bedrock/Dolomite	06/23/2016
PZ-5	Piezometer	Downgradient	1499885.63	2063961.22	697.23	700.12	650.53	640.53	59.89	Bedrock/Limestone/Dolomite	12/04/2019
PZ-6	Piezometer	Downgradient	1500379.48	2063242.81	675.50	678.32	650.80	640.80	37.82	Bedrock/Limestone/Dolomite	12/08/2019
PZ-8	Piezometer	Downgradient	1504818.66	2064241.49	677.75	680.72	641.74	631.74	49.31	Bedrock/Dolomite	03/09/2022
INW-01	Corrective Action Piezometer	Downgradient	1501330.79	2064346.11	692.19	691.83	662.21	647.21	44.92	Bedrock/Limestone	11/13/2024
PT-02	Corrective Action Piezometer	Downgradient	1501336.13	2064340.03	692.06	694.95	661.63	651.63	43.65	Bedrock/Limestone	07/25/2023
PT-03	Corrective Action Piezometer	Downgradient	1501296.82	2064344.95	693.05	696.05	663.24	653.24	43.14	Bedrock/Limestone	12/15/2023
PT-04	Corrective Action Piezometer	Downgradient	1501327.52	2064340.94	692.06	691.68	657.10	647.10	44.88	Bedrock/Limestone	11/13/2024
PT-05	Corrective Action Piezometer	Downgradient	1501344.14	2064338.76	691.80	691.43	656.54	646.54	45.19	Bedrock/Limestone	11/13/2024
PT-06	Corrective Action Piezometer	Downgradient	1501340.00	2064330.08	691.78	691.31	657.75	647.75	43.86	Bedrock/Limestone	11/13/2024

Notes:

(1) Coordinates in North American Datum (NAD) 1983, State Plane, Georgia-West, feet. Survey completed by GEL Solutions obtained June 10, 2020. Survey for wells BGWC-51 and BGWC-52 was obtained January 28, 2021. Survey for wells BGWC-49D and BGWC-50D was obtained March 25, 2021. Survey for wells PZ-7 and PZ-8 was obtained April 11, 2022. Survey for well PT-02 obtained November 20, 2023. Survey for well PT-03 obtained December 21, 2023. Survey for wells BGWC-53D, PT-04, PT-05, and PT-06 was obtained November 26, 2024.

(2) Elevations referenced to the North American Vertical Datum of 1988 (NAVD88). Survey completed by GEL Solutions obtained June 10, 2020. Survey for wells BGWC-51 and BGWC-52 was obtained January 28, 2021. Survey for wells BGWC-49D and BGWC-50D was obtained March 25, 2021. Survey for piezometers PZ-7 and PZ-8 was obtained April 11, 2022. Survey for piezometer PT-02 obtained November 20, 2023. Survey for piezometer PT-03 obtained December 21, 2023. Survey for well BGWC-53D and piezometers PT-04, PT-05, and PT-06 was obtained November 26, 2024.

(3) Survey points measured at nail or known reference point.

(4) Ground surface elevation measured at nail or known reference point on surface concrete pad.

(5) Well screen elevations are calculated by subtracting the depths to top and bottom of the well screen from the ground surface elevation.

(6) Groundwater Zone Screened references USCS ASTM 2488 Visual Manual Group Symbol or well survey.

(7) Total well depth accounts for the sump if data is provided on the well construction logs.

(8) Temporary piezometers INW-01 and PT-02 through PT-06 were installed in support of an Assessment of Corrective Measures pre-design investigation and are not included in the monitoring well network.

Table 2
Groundwater Event Summary
Georgia Power Company
Plant Bowen - Ash Pond 1
Bartow County, GA

Well ID	Hydraulic Location	Well Designation	February 02 2026 - February 10 2026	April 07 2026 - April 09 2026
			Assessment Event	Supplemental Event
Georgia Power Company - Plant Bowen - Ash Pond 1				
BGWA-2	Upgradient	Detection	X	
BGWA-29	Upgradient	Detection	X	
BGWA-47D	Upgradient	Detection	X	
BGWA-48D	Upgradient	Detection	X	
BGWC-7	Downgradient	Detection	X	
BGWC-8	Downgradient	Detection	X	
BGWC-9	Downgradient	Detection	X	
BGWC-10	Downgradient	Detection	X	
BGWC-12	Downgradient	Detection	X	
BGWC-14A	Downgradient	Detection	X	
BGWC-16	Downgradient	Detection	X	
BGWC-17	Downgradient	Detection	X	
BGWC-18	Downgradient	Detection	X	
BGWC-19	Downgradient	Detection	X	
BGWC-20	Downgradient	Detection	X	X
BGWC-21	Downgradient	Detection	X	
BGWC-22	Downgradient	Detection	X	
BGWC-23	Downgradient	Detection	X	
BGWC-24	Downgradient	Detection	X	X
BGWC-25	Downgradient	Detection	X	
BGWC-30	Downgradient	Detection	X	
BGWC-51	Downgradient	Detection	X	
BGWC-52	Downgradient	Detection	X	
BGWC-31	Downgradient	Assessment	X	
BGWC-32	Downgradient	Assessment	X	
BGWC-34D	Downgradient	Assessment	X	
BGWC-35D	Downgradient	Assessment	X	
BGWC-36D	Downgradient	Assessment	X	
BGWC-38D	Downgradient	Assessment	X	
BGWC-40	Downgradient	Assessment	X	
BGWC-43D	Downgradient	Assessment	X	
BGWC-49D	Downgradient	Assessment	X	
BGWC-50D	Downgradient	Assessment	X	
BGWC-53D	Downgradient	Assessment	X	
PZ-7	Downgradient	Assessment	X	

Notes:
X = Indicates well sampled during event
(1) Monitoring well analyzed for the complete list of Appendix III and Appendix IV constituents to establish background groundwater quality in compliance with 40 CFR 257.93.

Table 3
Summary of Groundwater Elevations
Georgia Power Company
Plant Bowen - Ash Pond 1
Bartow County, GA

		January 2026	
Well ID	Top of Casing Elevation (feet)	Depth to Water (feet BTOC)	Groundwater Elevation (feet)
BGWA-2	729.69	60.71	668.98
BGWA-29	721.38	53.08	668.30
BGWA-47D	729.61	60.52	669.09
BGWA-48D	729.38	60.42	668.96
BGWC-7	705.38	45.09	660.29
BGWC-8	706.43	45.71	660.72
BGWC-9	691.93	30.91	661.02
BGWC-10	686.06	29.21	656.85
BGWC-12	694.41	39.86	654.55
BGWC-14A	718.33	71.31	647.02
BGWC-16	674.31	15.68	658.63
BGWC-17	673.65	14.13	659.52
BGWC-18	672.88	11.23	661.65
BGWC-19	673.61	12.05	661.56
BGWC-20	675.14	14.94	660.20
BGWC-21	691.33	23.33	668.00
BGWC-22	695.50	31.06	664.44
BGWC-23	695.50	32.34	663.16
BGWC-24	702.27	16.38	685.89
BGWC-25	680.47	20.37	660.10
BGWC-30	701.06	32.12	668.94
BGWC-51	711.49	41.43	670.06
BGWC-52	710.75	39.65	671.10
BGWC-31	670.54	14.49	656.05
BGWC-32	699.36	37.28	662.08
BGWC-34D	675.17	15.20	659.97
BGWC-35D	695.73	33.58	662.15
BGWC-36D	701.01	32.14	668.87
BGWC-38D	700.34	31.50	668.84
BGWC-40	689.59	25.22	664.37
BGWC-43D	700.10	31.30	668.80
BGWC-49D	699.75	31.22	668.53
BGWC-50D	717.43	49.35	668.08
BGWC-53D	674.58	16.61	657.97
PZ-7	675.51	19.03	656.48
BGWA-1	720.90	50.96	669.94
BGWA-3	724.28	56.45	667.83
BGWA-4	728.67	60.80	667.87
BGWA-5	720.92	53.02	667.90
BGWA-6	716.93	46.87	670.06
BGWA-26	728.65	62.54	666.11
BGWA-27	735.25	69.15	666.10
BGWA-28	737.45	71.12	666.33
BGWA-33	743.25	76.92	666.33
BGWC-11	686.50	24.78	661.72
BGWC-13	717.43	67.68	649.75
BGWC-15	717.92	68.76	649.16
BGWC-37D	696.05	33.89	662.16
BGWC-39	679.12	21.41	657.71
BGWC-41D	679.12	20.35	658.77
BGWC-42D	696.90	34.69	662.21
BGWC-44D	717.30	47.63	669.67
PZ-1	677.87	31.48	646.39

Table 3
Summary of Groundwater Elevations
Georgia Power Company
Plant Bowen - Ash Pond 1
Bartow County, GA

		January 2026	
Well ID	Top of Casing Elevation (feet)	Depth to Water (feet BTOC)	Groundwater Elevation (feet)
PZ-2	668.25	13.54	654.71
PZ-3	707.97	60.19	647.78
PZ-4	718.74	59.92	658.82
PZ-5	700.12	34.23	665.89
PZ-6	678.32	14.80	663.52
PZ-8	680.72	24.97	655.75
INW-01	691.83	27.51	664.32
PT-02	694.95	30.48	664.47
PT-03	696.05	30.32	665.73
PT-04	691.68	27.31	664.37
PT-05	691.43	26.99	664.44
PT-06	691.31	26.84	664.47
Etowah River	--	--	645.35
General Service Water Pond	--	--	705.95
Euharlee Creek	677.19	20.62	656.53

Notes:
-- = Not applicable
BTOC = below top of casing
(1) Elevations referenced to the North American Vertical Datum of 1988 (NAVD88). Survey completed by GEL Solutions obtained June 10, 2020. Survey for wells BGWC-51 and BGWC-52 was obtained January 28, 2021. Survey for wells BGWC-49D and BGWC-50D was obtained March 25, 2021. Survey for piezometers PZ-7 and PZ-8 was obtained April 7, 2022. Survey for well PT-02 obtained November 20, 2023. Survey for well PT-03 obtained December 21, 2023. Survey completed by Gunnin Land. Surveying for piezometer Euharlee Creek was obtained March 10, 2023.
(2) Piezometers MW-108 and temporary piezometers INW-01 and PT-02 through PT-06 are not part of the monitoring well network. These piezometers are gauged on a routine basis to supplement data for groundwater contour development.
(3) Surface water elevations of Etowah River, Euharlee Creek, and General Service Water Pond are recorded using In-Situ® Instruments, Inc.'s Win-Situ® or HydroVu® reporting software and Level Troll 500® pressure transducers. The transducer that recorded data for Euharlee Creek is located in a tributary with surface elevations representative of Euharlee Creek conditions.

Table 4
Horizontal Groundwater Gradient and Flow Velocity Calculations
Georgia Power Company
Plant Bowen - Ash Pond
Bartow County, GA

Gauging Event	Well Pair	Groundwater Elevations in Well Pairs (ft)		Change in Elevation (ft)	Distance Between Well 1 and Well 2 (L) (ft)	Hydraulic Gradient (ft/ft)	Average Hydraulic Conductivity (K_h) (ft/day)	Estimated Effective Porosity (n_e)	Calculated Groundwater Flow Velocity (V) (ft/day)	Calculated Groundwater Flow Velocity (V) (ft/year)
January 29, 2026	BGWC-9 to PZ-1	661.02	646.39	14.63	1,004	0.015	2.4	0.3	0.12	42.5
January 29, 2026	BGWC-20 to BGWC-31	660.20	656.05	4.15	237	0.018	2.4	0.3	0.14	51.1
January 29, 2026	BGWC-24 to BGWC-40	685.89	664.37	21.52	717	0.030	2.4	0.3	0.24	87.6

Notes:
ft = feet
ft/day = feet per day
ft/ft = feet per foot
ft/year = feet per year
K_h = Average horizontal hydraulic conductivity (An average of 2.40 feet/day K_h was computed from slug test data derived from 26 locations in the bedrock across the Site)
n_e = effective porosity (Effective porosity of 30% was selected for the fractured and solutioned dolomite/limestone bedrock)
V = groundwater flow velocity
(1) Groundwater flow velocity equation: $V= (K_h * i)/n_e$
$i = h_1-h_2/L$ = horizontal hydraulic gradient (h_1 and h_2 = groundwater elevation at location 1 and 2)
L = distance between location 1 and 2 along the flow path.
(2) Flow path direction relative to the orientation of AP-1 and illustrated on Figure 3 of associated report.
(3) Elevations shown are referenced to datum NAVD88, which indicates feet (ft) in elevation referenced to the North American Vertical Datum 1988.

Table 5
Groundwater Analytical Data Summary
Georgia Power Company
Plant Bowen - Ash Pond 1
Bartow County, GA

	Sample Location	BGWA-2	BGWA-29	BGWA-47D	BGWA-48D	BGWC-7	BGWC-8	BGWC-9	BGWC-10	BGWC-12	BGWC-14A	BGWC-16	BGWC-17
	Sample Date	02/06/2026	02/05/2026	02/03/2026	02/03/2026	02/04/2026	02/03/2026	02/03/2026	02/04/2026	02/03/2026	02/04/2026	02/04/2026	02/04/2026
ANALYTE	UNITS												
APPENDIX III													
Boron	mg/L	0.018 J	< 0.0073	0.023 J	0.028 J	0.76	0.032 J	0.57	0.60	2.3	1.9	2.6	1.2
Calcium	mg/L	50.0	21.3	118	41.3	121	43.2	75.5	70.7	230	229	199	91.0
Chloride	mg/L	3.4	1.3	4.9	10	6.0	1.6	10.5	29.2	13.4	20.2	10.1	30.7
Fluoride	mg/L	< 0.050	0.23	0.063 J	0.14	0.16	0.059 J	0.096 J	0.068 J	0.083 J	0.070 J	0.092 J	0.13
pH, Field	SU	7.52	7.78	6.90	7.56	7.04	7.47	7.15	7.20	6.68	6.74	6.13	7.14
Sulfate	mg/L	17.8	1.9	63.9	87.0	154	15.9	98.4	103	520	542	470	128
TDS	mg/L	243	105	388	363	525	178	379	421	1220	1110	916	441
APPENDIX IV													
Antimony	mg/L	0.00079 J	< 0.00043	< 0.00043	0.00044 J	< 0.00043	< 0.00043	< 0.00043	< 0.00043	< 0.00043	< 0.00043	< 0.00043	< 0.00043
Arsenic	mg/L	0.00058 J	< 0.00041	< 0.00041	0.0049	0.0018 J	0.00050 J	0.0011 J	0.0041	0.00078 J	0.00070 J	0.00077 J	< 0.00041
Barium	mg/L	0.10	0.012	0.053	0.086	0.023	0.026	0.030	0.042	0.054	0.034	0.022	0.015
Beryllium	mg/L	< 0.00015	< 0.00015	< 0.00015	< 0.00015	< 0.00015	< 0.00015	< 0.00015	< 0.00015	< 0.00015	< 0.00015	0.00036 J	< 0.00015
Cadmium	mg/L	< 0.00010	< 0.00010	< 0.00010	< 0.00010	< 0.00010	< 0.00010	< 0.00010	< 0.00010	< 0.00010	0.00084	0.0029	0.00026 J
Chromium	mg/L	0.00055 J	0.00054 J	0.00039 J	< 0.00024	0.00036 J	0.00095 J	0.00071 J	0.00028 J	0.00043 J	< 0.00024	0.00032 J	0.00031 J
Cobalt	mg/L	< 0.00012	< 0.00012	< 0.00012	< 0.00012	0.00085 J	< 0.00012	0.00012 J	0.00061 J	0.00034 J	0.0012 J	0.011	< 0.00012
Lead	mg/L	< 0.00027	< 0.00027	< 0.00027	< 0.00027	< 0.00027	< 0.00027	< 0.00027	< 0.00027	< 0.00027	< 0.00027	0.00029 J	< 0.00027
Lithium	mg/L	0.00224	0.000789 J	0.000732 J	< 0.000600	0.00542	< 0.000600	0.00180 J	0.000801 J	0.00181 J	0.00166 J	< 0.000600	< 0.000600
Mercury	mg/L	< 0.000091	< 0.000091	< 0.000091	< 0.000091	< 0.000091	< 0.000091	< 0.000091	< 0.000091	< 0.000091	< 0.000091	< 0.000091	0.00017 J
Molybdenum	mg/L	< 0.0020	< 0.0020	< 0.0020	0.0029 J	0.010	< 0.0020	0.0029 J	0.0023 J	< 0.0020	< 0.0020	< 0.0020	< 0.0020
Combined Radium 226 + 228	pCi/L	1.24 U	0.329 U	1.06 U	1.05 U	1.25	0.592 U	0.765 U	1.05 U	0.825 U	1.66	1.56	0.576 U
Selenium	mg/L	0.00052 J	< 0.00050	0.0022 J	< 0.00050	< 0.00050	< 0.00050	0.0013 J	< 0.00050	0.0010 J	0.00064 J	0.0022 J	< 0.00050
Thallium	mg/L	< 0.00017	< 0.00017	< 0.00017	< 0.00017	< 0.00017	< 0.00017	< 0.00017	< 0.00017	< 0.00017	0.00068	0.00023 J	< 0.00017
Fluoride	mg/L	< 0.050	0.23	0.063 J	0.14	0.16	0.059 J	0.096 J	0.068 J	0.083 J	0.070 J	0.092 J	0.13
Additional Parameters													
Bicarbonate Alkalinity as CaCO3	mg/L	199	102	285	239	290	166	240	202	338	208	108	166
Carbonate Alkalinity as CaCO3	mg/L	< 5.0	< 5.0	< 5.0	< 5.0	< 5.0	< 5.0	< 5.0	< 5.0	< 5.0	< 5.0	< 5.0	< 5.0
Total Alkalinity as CaCO3	mg/L	199	102	285	239	290	166	240	202	338	208	108	166
Iron	mg/L	0.13	0.029 J	0.16	0.59	0.85	0.076	0.36	0.32	0.25	0.26	0.22	0.092
Magnesium	mg/L	23.3	11.1	19.1	14.3	36.4	14.5	28.8	32.5	76.9	56.1	26.5	29.6
Manganese	mg/L	0.011	< 0.0013	0.0057	0.022	0.028	< 0.0013	0.020	0.025	< 0.0013	1.7	4.8	0.25
Potassium	mg/L	1.7	0.75	1.7	1.6	3.1	3.0	3.1	2.4	3.7	6.3	6.0	2.6
Sodium	mg/L	2.9	3.8	4.0	79.2	15.1	4.5	19.0	17.8	50.6	32.0	39.4	10.1
Sulfide	mg/L	< 0.022 H	< 0.022	< 0.022	0.13	< 0.022	< 0.022	< 0.022	< 0.022	< 0.022	< 0.022	< 0.022	< 0.022

Notes:
mg/L - milligrams per liter
pCi/L - picocuries per liter
SU - Standard Units
NA - Indicates not analyzed
< indicates the substance was not detected above the method detection limit (MDL). The value displayed is the MDL.
J - The result is an estimated concentration. "J" qualifiers are applied by the laboratory when the concentration reported is above the method detection limit, but below the laboratory reporting limit.
U - Indicates the parameter was not detected above the analytical minimum detectable concentration (MDC) (Specific to combined radium 226/228)
H - Sample analysis performed beyond the recognized method holding time.
TDS - Total Dissolved Solids
(1) Appendix III/IV parameter per 40 CFR 257 Subpart D. Parameters are reported in units of milligrams per liter (mg/L), except for pH reported as s.u. (standard units) and combined radium reported as picocuries per liter (pCi/L).
(2) Metals were analyzed by EPA Method 6010D, 6020B, and 7470A, anions were analyzed by EPA Method 300.0, TDS was analyzed by SM2540C-2015, alkalinity was analyzed by Standard Method 2320B-2011, and combined radium 226/228 was analyzed by EPA Method 9315 and 9320.
(3) The pH value presented was recorded at the time of sample collection in the field.

Table 5
Groundwater Analytical Data Summary
Georgia Power Company
Plant Bowen - Ash Pond 1
Bartow County, GA

	Sample Location	BGWC-18	BGWC-19	BGWC-20	BGWC-20	BGWC-21	BGWC-22	BGWC-23	BGWC-24	BGWC-24	BGWC-25	BGWC-30	BGWC-51
	Sample Date	02/04/2026	02/05/2026	02/05/2026	04/07/2026	02/04/2026	02/10/2026	02/06/2026	02/02/2026	04/09/2026	02/04/2026	02/09/2026	02/05/2026
ANALYTE	UNITS												
APPENDIX III													
Boron	mg/L	0.53	0.33	5.4	5.5	0.025 J	8.5	6.7	11.8	NA	0.16	1.5	1.0
Calcium	mg/L	53.7	65.0	348	329	47.5	177	221	417	NA	68.1	72.6	70.6
Chloride	mg/L	3.4	4.0	135	NA	4.7	131	250	421	NA	25.7	76.8	32.3
Fluoride	mg/L	0.057 J	0.065 J	0.063 J	< 0.050	< 0.050	0.25	< 0.050	0.15	NA	< 0.050	0.089 J	0.16
pH, Field	SU	6.46	6.67	7.22	7.07	7.64	6.99	7.02	6.69	6.73	7.35	7.41	7.12
Sulfate	mg/L	56.5	67.3	638	NA	52.2	220	204	256	NA	44.9	36.9	66.0
TDS	mg/L	240	294	1360	1430	262	898	1160	1510	NA	286	393	294
APPENDIX IV													
Antimony	mg/L	< 0.00043	< 0.00043	< 0.00043	< 0.00043	< 0.00043	0.00071 J	0.0021	0.00048 J	NA	< 0.00043	< 0.00043	< 0.00043
Arsenic	mg/L	< 0.00041	< 0.00041	0.0011 J	< 0.00041	< 0.00041	0.00070 J	0.0010 J	0.0016 J	NA	0.0013 J	< 0.00041	< 0.00041
Barium	mg/L	0.032	0.033	0.036	0.035	0.019	0.049	0.048	0.041	NA	0.014	0.047	0.0054
Beryllium	mg/L	< 0.00015	< 0.00015	< 0.00015	< 0.00015	< 0.00015	< 0.00015	< 0.00015	0.00027 J	NA	< 0.00015	< 0.00015	< 0.00015
Cadmium	mg/L	< 0.00010	< 0.00010	< 0.00010	< 0.00010	< 0.00010	0.00027 J	< 0.00010	0.0022	NA	< 0.00010	< 0.00010	< 0.00010
Chromium	mg/L	0.00038 J	0.00035 J	< 0.00024	0.00032 J	0.00095 J	0.00049 J	0.00042 J	< 0.00024	NA	0.00025 J	0.00078 J	0.00051 J
Cobalt	mg/L	< 0.00012	< 0.00012	0.00050 J	0.00057 J	0.0094	0.0027 J	0.00025 J	0.00072 J	NA	0.00025 J	< 0.00012	< 0.00012
Lead	mg/L	< 0.00027	< 0.00027	< 0.00027	< 0.00027	< 0.00027	< 0.00027	< 0.00027	< 0.00027	NA	< 0.00027	< 0.00027	< 0.00027
Lithium	mg/L	< 0.000600	< 0.000600	0.0951	0.0936	< 0.000600	0.0124	0.0125	0.00604	NA	< 0.000600	0.00199 J	< 0.000600
Mercury	mg/L	< 0.000091	< 0.000091	< 0.000091	< 0.000091	< 0.000091	< 0.000091	< 0.000091	0.014	0.0026	< 0.000091	< 0.000091	< 0.000091
Molybdenum	mg/L	< 0.0020	< 0.0020	0.070	0.079	0.0051 J	0.037	0.0048 J	< 0.0020	NA	< 0.0020	0.0035 J	< 0.0020
Combined Radium 226 + 228	pCi/L	0.663 U	0.600 U	0.944 U	NA	0.205 U	0.784 U	1.33 U	1.91	NA	0.660 U	1.06 U	0.339 U
Selenium	mg/L	0.0016 J	0.00082 J	0.0016 J	0.0011 J	< 0.00050	0.0018 J	0.0039 J	0.012	NA	< 0.00050	0.0041 J	0.0052
Thallium	mg/L	< 0.00017	< 0.00017	0.00030 J	0.00034 J	< 0.00017	0.00094	0.00027 J	0.00023 J	NA	< 0.00017	< 0.00017	< 0.00017
Fluoride	mg/L	0.057 J	0.065 J	0.063 J	< 0.050	< 0.050	0.25	< 0.050	0.15	NA	< 0.050	0.089 J	0.16
Additional Parameters													
Bicarbonate Alkalinity as CaCO3	mg/L	155	180	94.0	NA	172	259	240	160	NA	197	163	145
Carbonate Alkalinity as CaCO3	mg/L	< 5.0	< 5.0	< 5.0	NA	< 5.0	< 5.0	< 5.0	< 5.0	NA	< 5.0	< 5.0	< 5.0
Total Alkalinity as CaCO3	mg/L	155	180	94.0	NA	172	259	240	160	NA	197	163	145
Iron	mg/L	0.056	0.11	0.47	NA	0.069	0.27	0.47	0.48	NA	0.46	0.096	0.070
Magnesium	mg/L	20.8	24.6	46.9	NA	25.4	41.4	78.4	52.5	NA	26.5	25.9	16.4
Manganese	mg/L	< 0.0013	0.0069	0.96	NA	0.017	0.54	0.13	1.7	NA	0.24	0.029	< 0.0013
Potassium	mg/L	1.4	2.9	9.9	NA	1.6	8.3	5.0	7.0	NA	0.90	2.4	2.4
Sodium	mg/L	2.2	2.2	34.6	36.0	2.2	36.3	17.6	10.6	NA	2.7	3.4	6.7
Sulfide	mg/L	< 0.022	< 0.022	< 0.022	NA	< 0.022	< 0.022	1.2 H	< 0.022 H	NA	0.029 J	< 0.022	< 0.022

Notes:
mg/L - milligrams per liter
pCi/L - picocuries per liter
SU - Standard Units
NA - Indicates not analyzed
< indicates the substance was not detected above the method detection limit (MDL). The value displayed is the MDL.
J - The result is an estimated concentration. "J" qualifiers are applied by the laboratory when the concentration reported is above the method detection limit, but below the laboratory reporting limit.
U - Indicates the parameter was not detected above the analytical minimum detectable concentration (MDC) (Specific to combined radium 226/228)
H - Sample analysis performed beyond the recognized method holding time.
TDS - Total Dissolved Solids
(1) Appendix III/IV parameter per 40 CFR 257 Subpart D. Parameters are reported in units of milligrams per liter (mg/L), except for pH reported as s.u. (standard units) and combined radium reported as picocuries per liter (pCi/L).
(2) Metals were analyzed by EPA Method 6010D, 6020B, and 7470A, anions were analyzed by EPA Method 300.0, TDS was analyzed by SM2540C-2015, alkalinity was analyzed by Standard Method 2320B-2011, and combined radium 226/228 was analyzed by EPA Method 9315 and 9320.
(3) The pH value presented was recorded at the time of sample collection in the field.

Table 5
Groundwater Analytical Data Summary
Georgia Power Company
Plant Bowen - Ash Pond 1
Bartow County, GA

	Sample Location	BGWC-52	BGWC-31	BGWC-32	BGWC-34D	BGWC-35D	BGWC-36D	BGWC-38D	BGWC-40	BGWC-43D	BGWC-49D	BGWC-50D
	Sample Date	02/05/2026	02/05/2026	02/06/2026	02/04/2026	02/06/2026	02/05/2026	02/09/2026	02/05/2026	02/06/2026	02/09/2026	02/03/2026
ANALYTE	UNITS											
APPENDIX III												
Boron	mg/L	0.55	0.71	1.4	0.48	11.5	4.0	9.1	1.7	11.0	8.1	0.038 J
Calcium	mg/L	66.3	85.3	148	145	405	163	193	113	236	216	69.0
Chloride	mg/L	31.9	26.8	173	52.3	613	220	263	57.8	301	417	12.8
Fluoride	mg/L	0.14	< 0.050	0.085 J	< 0.050	0.11	0.11	0.59	0.058 J	0.94	0.065 J	0.096 J
pH, Field	SU	7.76	7.11	6.94	6.91	7.02	7.23	7.18	6.96	6.94	7.15	7.11
Sulfate	mg/L	99.3	121	162	178	466	112	168	92.3	232	201	145
TDS	mg/L	314	443	850	580	2360	708	1090	463	1310	1470	493
APPENDIX IV												
Antimony	mg/L	< 0.00043	< 0.00043	< 0.00043	< 0.00043	< 0.0022	< 0.00043	0.0010 J	< 0.00043	< 0.00043	< 0.00043	< 0.00043
Arsenic	mg/L	0.00044 J	0.0034	0.0011 J	0.016	0.0065 J	0.00066 J	0.0011 J	0.00051 J	0.0039	0.0011 J	0.0028
Barium	mg/L	0.024	0.041	0.092	0.057	0.050	0.059	0.089	0.034	0.053	0.074	0.033
Beryllium	mg/L	< 0.00015	< 0.00015	< 0.00015	< 0.00015	< 0.00075	< 0.00015	< 0.00015	< 0.00015	< 0.00015	< 0.00015	< 0.00015
Cadmium	mg/L	< 0.00010	< 0.00010	< 0.00010	< 0.00010	< 0.00050	< 0.00010	0.00012 J	< 0.00010	0.00015 J	< 0.00010	< 0.00010
Chromium	mg/L	0.00044 J	< 0.00024	0.00053 J	0.00050 J	< 0.0012	0.00066 J	< 0.00024	0.00070 J	0.00025 J	0.00030 J	0.00027 J
Cobalt	mg/L	0.0015 J	0.00017 J	0.0014 J	0.0018 J	< 0.00060	< 0.00012	0.00076 J	0.00040 J	0.0027 J	0.0012 J	0.00078 J
Lead	mg/L	< 0.00027	< 0.00027	< 0.00027	< 0.00027	< 0.0014	< 0.00027	< 0.00027	< 0.00027	< 0.00027	< 0.00027	< 0.00027
Lithium	mg/L	0.00667	< 0.000600	0.000952 J	< 0.000600	0.0179	0.00141 J	0.00661	< 0.000600	0.0187	0.00726	0.00173 J
Mercury	mg/L	< 0.000091	< 0.000091	< 0.000091	< 0.000091	< 0.000091	< 0.000091	< 0.000091	< 0.000091	< 0.000091	< 0.000091	< 0.000091
Molybdenum	mg/L	0.0089 J	< 0.0020	0.0042 J	< 0.0020	0.028 J	0.0093 J	0.093	< 0.0020	0.19	0.0040 J	0.0030 J
Combined Radium 226 + 228	pCi/L	0.402 U	1.63	1.35 U	2.34	2.17	1.08 U	1.87	0.502 U	0.791 U	3.63	0.969 U
Selenium	mg/L	0.0041 J	< 0.00050	0.0027 J	< 0.00050	0.0085 J	0.015	0.0092	0.0076	0.0039 J	0.0054	< 0.00050
Thallium	mg/L	< 0.00017	< 0.00017	< 0.00017	< 0.00017	< 0.00085	0.00019 J	0.00065	< 0.00017	0.0018	< 0.00017	< 0.00017
Fluoride	mg/L	0.14	< 0.050	0.085 J	< 0.050	0.11	0.11	0.59	0.058 J	0.94	0.065 J	0.096 J
Additional Parameters												
Bicarbonate Alkalinity as CaCO3	mg/L	84.6	201	226	227	157	139	133	224	119	99.0	293
Carbonate Alkalinity as CaCO3	mg/L	< 5.0	< 5.0	< 5.0	< 5.0	< 5.0	< 5.0	< 5.0	< 5.0	< 5.0	< 5.0	< 5.0
Total Alkalinity as CaCO3	mg/L	84.6	201	226	227	157	139	133	224	119	99.0	293
Iron	mg/L	0.071	1.7	0.28	1.2	1.5	0.18	0.25	0.19	0.69	0.39	0.78
Magnesium	mg/L	9.7	34.8	72.6	39.7	106	52.8	48.6	36.0	56.2	92.4	31.8
Manganese	mg/L	0.0032 J	0.18	0.022	0.022	0.23	0.016	0.16	0.0020 J	1.6	0.090	0.040
Potassium	mg/L	3.3	1.6	2.1	1.9	7.6	3.3	4.2	1.7	4.7	3.1	1.1
Sodium	mg/L	18.1	7.8	14.1	7.2	97.7	11.1	15.3	6.3	17.3	28.3	67.7
Sulfide	mg/L	< 0.022	0.029 J	< 0.022 H	< 0.022	< 0.022 H	< 0.022	< 0.022	< 0.022	< 0.022 H	< 0.022	0.029 J

Notes:
mg/L - milligrams per liter
pCi/L - picocuries per liter
SU - Standard Units
NA - Indicates not analyzed
< indicates the substance was not detected above the method detection limit (MDL). The value displayed is the MDL.
J - The result is an estimated concentration. "J" qualifiers are applied by the laboratory when the concentration reported is above the method detection limit, but below the laboratory reporting limit.
U - Indicates the parameter was not detected above the analytical minimum detectable concentration (MDC) (Specific to combined radium 226/228)
H - Sample analysis performed beyond the recognized method holding time.
TDS - Total Dissolved Solids
(1) Appendix III/IV parameter per 40 CFR 257 Subpart D. Parameters are reported in units of milligrams per liter (mg/L), except for pH reported as s.u. (standard units) and combined radium reported as picocuries per liter (pCi/L).
(2) Metals were analyzed by EPA Method 6010D, 6020B, and 7470A, anions were analyzed by EPA Method 300.0, TDS was analyzed by SM2540C-2015, alkalinity was analyzed by Standard Method 2320B-2011, and combined radium 226/228 was analyzed by EPA Method 9315 and 9320.
(3) The pH value presented was recorded at the time of sample collection in the field.

Table 5
Groundwater Analytical Data Summary
Georgia Power Company
Plant Bowen - Ash Pond 1
Bartow County, GA

	Sample Location	BGWC-53D	PZ-7
	Sample Date	02/04/2026	02/04/2026
ANALYTE	UNITS		
APPENDIX III			
Boron	mg/L	3.2	1.4
Calcium	mg/L	180	124
Chloride	mg/L	39.7	14.2
Fluoride	mg/L	0.084 J	< 0.050
pH, Field	SU	7.56	6.86
Sulfate	mg/L	445	204
TDS	mg/L	936	548
APPENDIX IV			
Antimony	mg/L	< 0.00043	< 0.00043
Arsenic	mg/L	0.0026	0.00084 J
Barium	mg/L	0.052	0.022
Beryllium	mg/L	< 0.00015	< 0.00015
Cadmium	mg/L	< 0.00010	0.00013 J
Chromium	mg/L	< 0.00024	0.00047 J
Cobalt	mg/L	0.00045 J	0.00025 J
Lead	mg/L	< 0.00027	< 0.00027
Lithium	mg/L	0.00108 J	0.000974 J
Mercury	mg/L	< 0.000091	0.00045
Molybdenum	mg/L	0.0038 J	< 0.0020
Combined Radium 226 + 228	pCi/L	0.495 U	0.703 U
Selenium	mg/L	0.00071 J	< 0.00050
Thallium	mg/L	< 0.00017	0.00023 J
Fluoride	mg/L	0.084 J	< 0.050
Additional Parameters			
Bicarbonate Alkalinity as CaCO3	mg/L	137	189
Carbonate Alkalinity as CaCO3	mg/L	< 5.0	< 5.0
Total Alkalinity as CaCO3	mg/L	137	189
Iron	mg/L	1.2	0.27
Magnesium	mg/L	42.5	26.9
Manganese	mg/L	0.31	0.018
Potassium	mg/L	4.6	2.7
Sodium	mg/L	61.7	17.9
Sulfide	mg/L	< 0.022	< 0.022

Notes:
mg/L - milligrams per liter
pCi/L - picocuries per liter
SU - Standard Units
NA - Indicates not analyzed
< indicates the substance was not detected above the method detection limit (MDL). The value displayed is the MDL.
J - The result is an estimated concentration. "J" qualifiers are applied by the laboratory when the concentration reported is above the method detection limit, but below the laboratory reporting limit.
U - Indicates the parameter was not detected above the analytical minimum detectable concentration (MDC) (Specific to combined radium 226/228)
H - Sample analysis performed beyond the recognized method holding time.
TDS - Total Dissolved Solids
(1) Appendix III/IV parameter per 40 CFR 257 Subpart D. Parameters are reported in units of milligrams per liter (mg/L), except for pH reported as s.u. (standard units) and combined radium reported as picocuries per liter (pCi/L).
(2) Metals were analyzed by EPA Method 6010D, 6020B, and 7470A, anions were analyzed by EPA Method 300.0, TDS was analyzed by SM2540C-2015, alkalinity was analyzed by Standard Method 2320B-2011, and combined radium 226/228 was analyzed by EPA Method 9315 and 9320.
(3) The pH value presented was recorded at the time of sample collection in the field.

Table 6
Summary of Background Concentrations and Groundwater Protection Standards
Georgia Power Company
Plant Bowen - Ash Pond 1
Bartow County, GA

Analyte	Units	EPA MCL	CCR-Rule Specified (1)	Background Limit (2)	GWPS (3, 4)
Antimony	mg/L	0.006	N/A	0.0042	0.006
Arsenic	mg/L	0.01	N/A	0.01	0.01
Barium	mg/L	2	N/A	0.22	2
Beryllium	mg/L	0.004	N/A	0.0004	0.004
Cadmium	mg/L	0.005	N/A	0.0005	0.005
Chromium	mg/L	0.1	N/A	0.005	0.1
Cobalt	mg/L	N/A	0.006	0.005	0.006
Combined Radium 226 + 228	pCi/L	5	N/A	1.62	5
Fluoride	mg/L	4	N/A	0.57	4
Lead	mg/L	N/A	0.015	0.0024	0.015
Lithium	mg/L	N/A	0.04	0.0022	0.04
Mercury	mg/L	0.002	N/A	0.00022	0.002
Molybdenum	mg/L	N/A	0.1	0.01	0.1
Selenium	mg/L	0.05	N/A	0.005	0.05
Thallium	mg/L	0.002	N/A	0.00082	0.002

Notes:
CCR = Coal Combustion Residuals
EPA = Environmental Protection Agency
GWPS = Groundwater Protection Standard
MCL = Maximum Contaminant Level
mg/L = milligrams per liter
N/A = Not Applicable
pCi/L = picocuries per liter
(1) On February 22, 2022, the Georgia Environmental Protection Division (GA EPD) adopted the federally promulgated GWPS for cobalt, lithium, lead, and molybdenum.
(2) The background limits were used when determining the GWPS under 40 CFR 257.95(h) and GA EPD Rule 391-3-4-.10(6)(a). A cell with two values denotes that different background concentrations were calculated per semiannual event, presented in the order of the events.
(3) Under 40 CFR 257.95(h)(1-3) the GWPS is: (i) the maximum contaminant level (MCL) established under §§141.62 and 141.66 of this title; (ii) where an MCL has not been established a rule-specific GWPS; or (iii) background levels for constituents where the background level is higher than the MCL or rule-specified GWPS.
(4) The GWPS apply to the February 2026 sampling event.

FIGURES

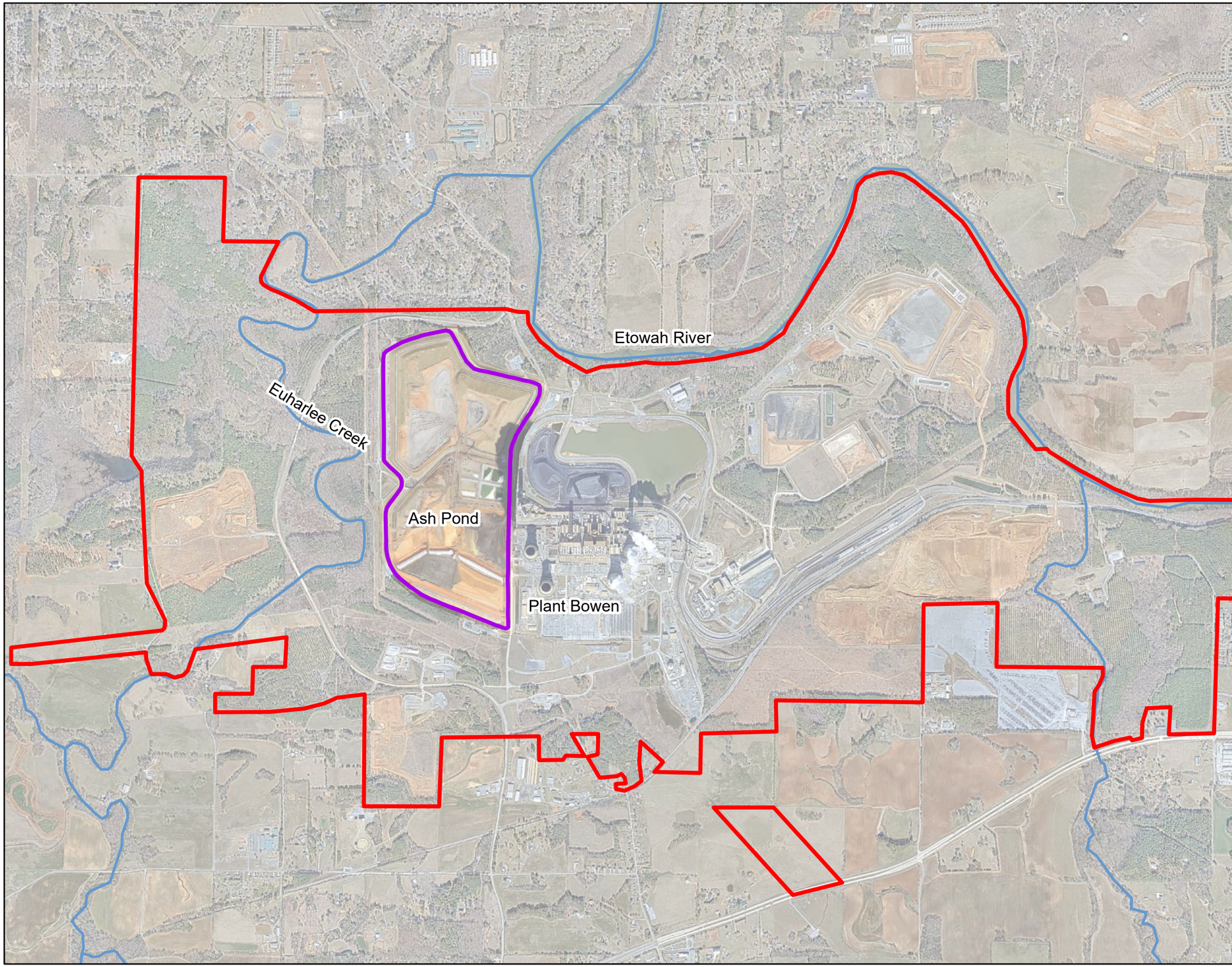

N

LEGEND

- Approximate Site Boundary
- Approximate AP-1 Boundary
- River or Stream

Notes:
1. Aerial photograph source for immediate vicinity of AP-1: Georgia Power Company, January 2026.
2. Aerial photograph source for surrounding area: Nearmap, March 2026.

0 1,000 2,000 4,000 Feet

SITE LOCATION MAP

GEORGIA POWER COMPANY
PLANT BOWEN AP-1
BARTOW COUNTY, GEORGIA

Prepared For: Georgia Power

Prepared By: Geosyntec consultants

KENNESAW, GA | August 2026

FIGURE 1

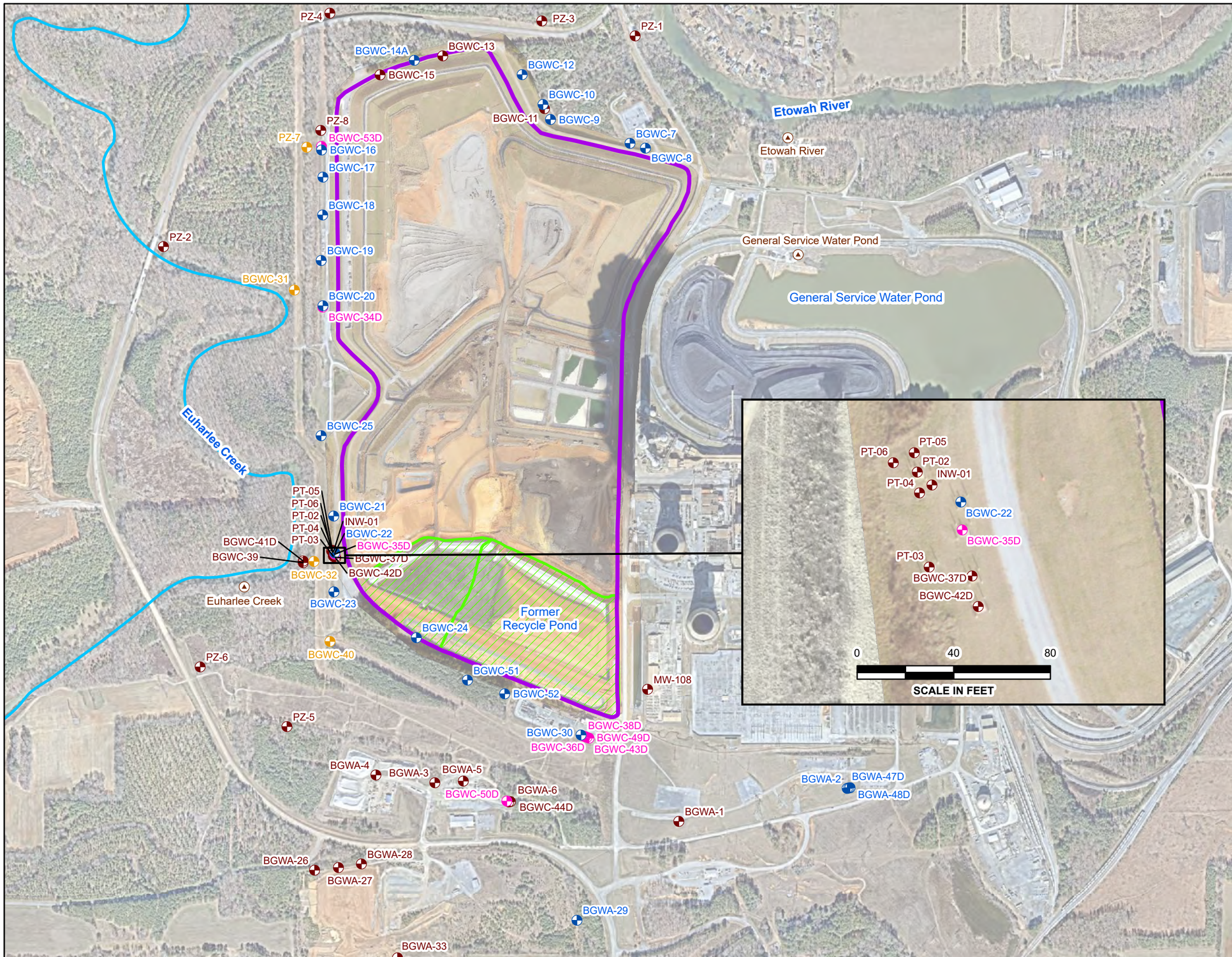

N

LEGEND

- Detection Monitoring Well
- Horizontal Assessment Monitoring Well
- Vertical Assessment Monitoring Well
- Piezometer
- Surface Water Transducer
- Euharlee Creek
- Approximate AP-1 Boundary
- Areas where CCR has been certified removed as of June 2026

Notes:
1. All wells and piezometers presented are screened within the weathered fractured bedrock.
2. Temporary corrective action piezometers INW-01 and PT-02 through PT-06 were installed in support of pre-design investigation activities and are not included in the monitoring well network.
3. Aerial photograph source for immediate vicinity of AP-1: Georgia Power Company, January 2026.
4. Aerial photograph source for surrounding area: Nearmap, March 2026.

0 400 800 1,600 Feet

MONITORING WELL NETWORK MAP

GEORGIA POWER COMPANY
PLANT BOWEN AP-1
BARTOW COUNTY, GEORGIA

Prepared For: Georgia Power

Prepared By: Geosyntec consultants

KENNESAW, GA | August 2026

FIGURE 2

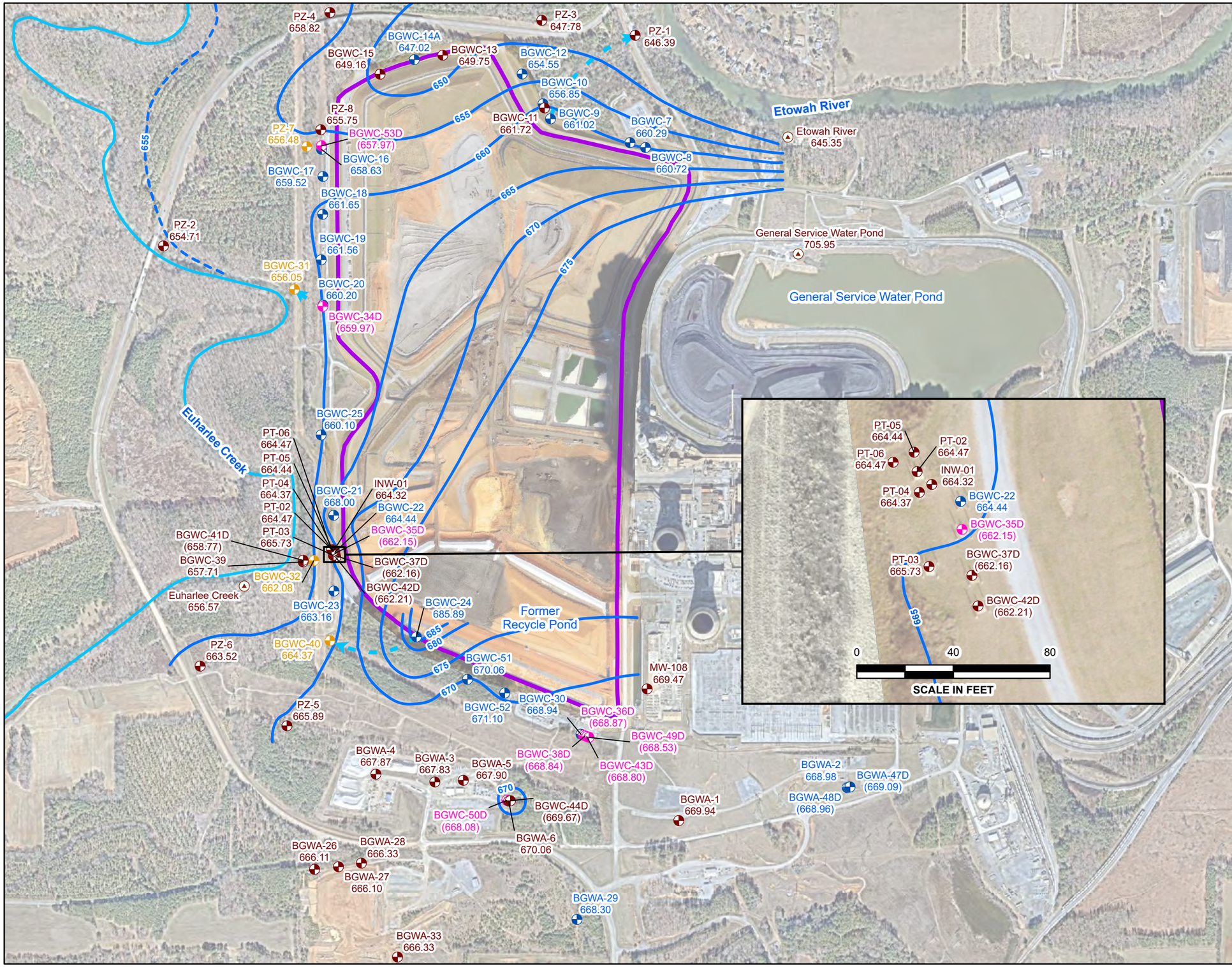

N

LEGEND

- Euharlee Creek
- Groundwater Elevation Contour
- Inferred Groundwater Elevation Contour
- Approximate Groundwater Flow Direction
- Approximate AP-1 Boundary

Martin D. Crook
Georgia Registered Professional Geologist No. 2316

Notes:
1. Water level elevations recorded on January 29, 2026. Elevation provided in feet referenced to the North American Vertical Datum (NAVD) 88. The Former Recycle Pond has been decommissioned.
2. Surface water elevations of Etowah River, Euharlee Creek, and General Service Water Pond are recorded using In-Situ® Instruments, Inc.'s WinSitu® or HydroVu® reporting software and Level Troll 500® pressure transducers. The transducer that recorded data for Euharlee Creek is located in a tributary with surface elevations representative of Euharlee Creek conditions.
3. The map shows only the wells/piezometers currently installed at the time of the gauging event.
4. Aerial photograph source for immediate vicinity of AP-1: Georgia Power Company, January 2026.
5. Aerial photograph source for surrounding area: Nearmap, March 2026.

0 400 800 1,600 Feet

POTENTIOMETRIC SURFACE CONTOUR MAP - JANUARY 2026

GEORGIA POWER COMPANY
PLANT BOWEN AP-1
BARTOW COUNTY, GEORGIA

Prepared For: Georgia Power

Prepared By: Geosyntec consultants

KENNESAW, GA | August 2026

FIGURE 3

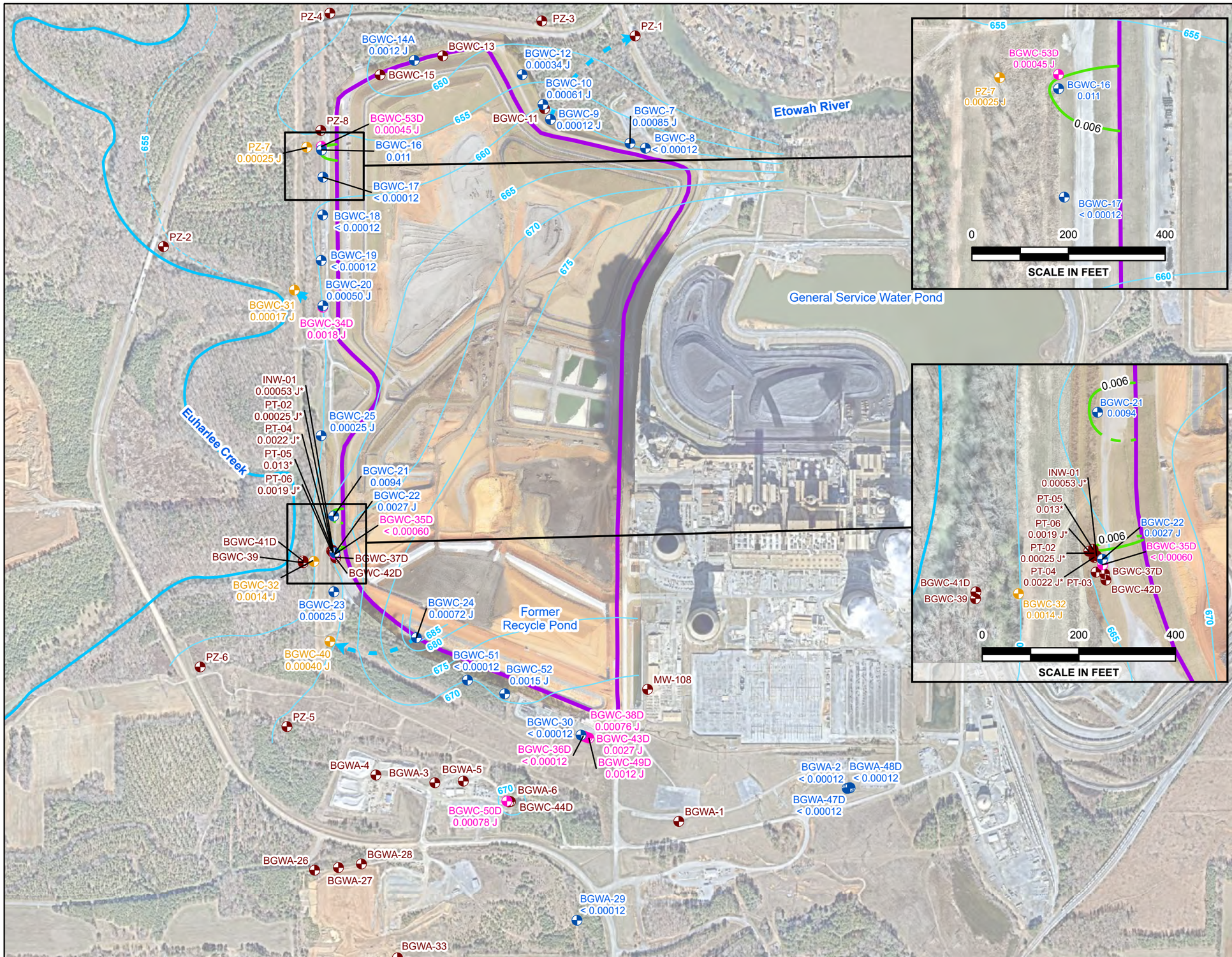

N

LEGEND

- Detection Monitoring Well
- Horizontal Assessment Monitoring Well
- Vertical Assessment Monitoring Well (Not Used for Contouring)
- Piezometer
- GWPS Cobalt Iso-Concentration Contour (mg/L) (Inferred where dashed)
- Groundwater Elevation Contour (dashed where inferred)
- Approximate Groundwater Flow Direction
- Euharlee Creek
- Approximate AP-1 Boundary

Notes:
1. Concentration data is from the February 2026 semiannual groundwater monitoring event. Concentrations are reported in milligrams per liter (mg/L).
2. Water level elevations recorded January 29, 2026. Elevation provided in feet (ft) referenced to the North American Vertical Datum (NAVD) 88.
3. Temporary corrective action piezometers INW-01 and PT-02 through PT-06 were installed in support of pre-design investigation activities and are not included in the monitoring well network.
4. The Groundwater Protection Standard (GWPS) for cobalt is 0.006 mg/L.
5. J - Estimated value.
6. * - Analytical results are from the February 2 to 3, 2026 pre-design investigation event.
7. Aerial photograph source for immediate vicinity of AP-1: Georgia Power Company, January 2026.
7. Aerial photograph source for surrounding area: Nearmap, March 2026.

0 400 800 1,600 Feet

ISO-CONCENTRATION MAP
COBALT - FEBRUARY 2026

GEORGIA POWER COMPANY
PLANT BOWEN AP-1
BARTOW COUNTY, GEORGIA

Prepared For: Georgia Power

Prepared By: Geosyntec consultants

KENNESAW, GA | August 2026

FIGURE 4

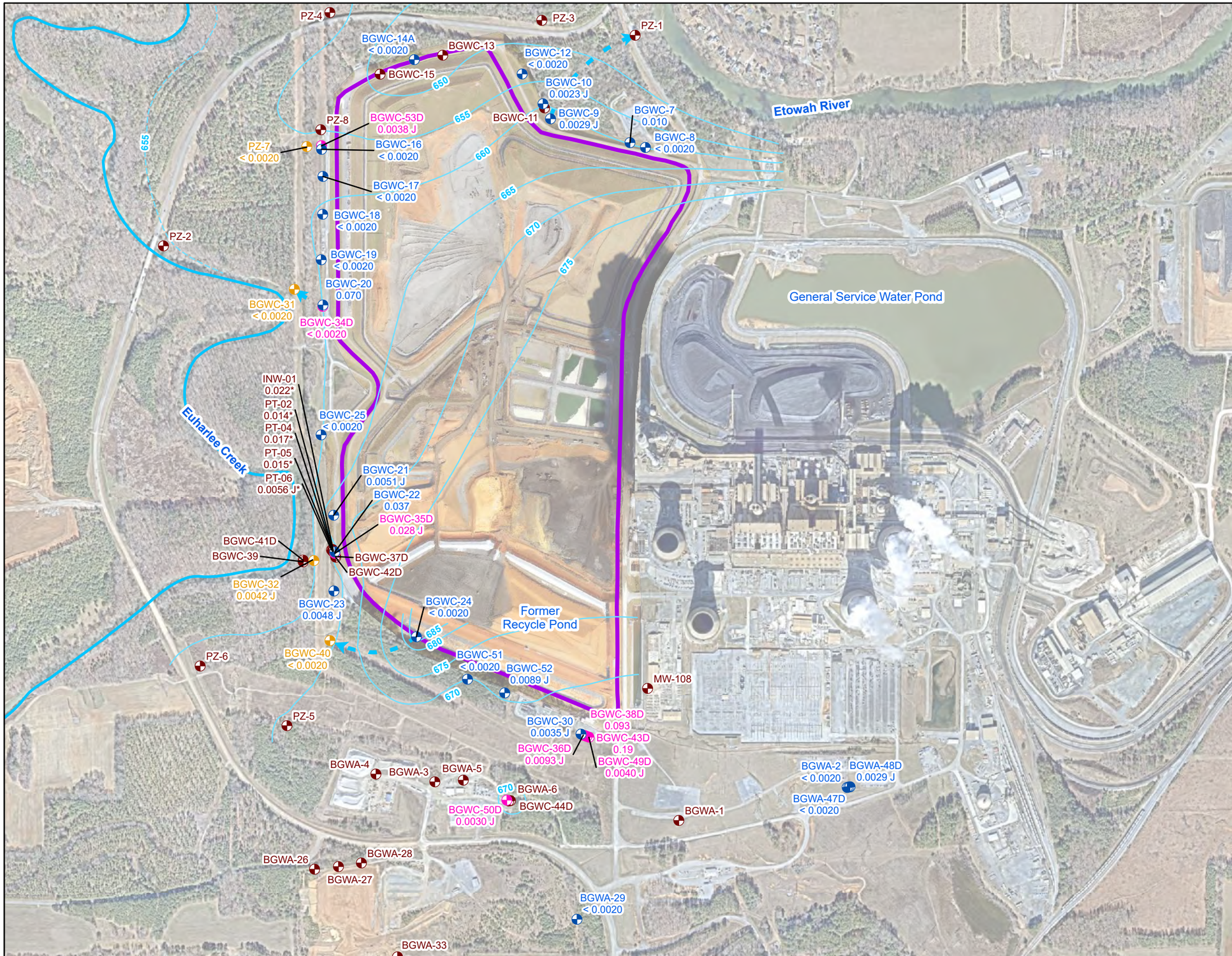

N

LEGEND

- Detection Monitoring Well
- Horizontal Assessment Monitoring Well
- Vertical Assessment Monitoring Well (Not Used for Contouring)
- Piezometer
- GWPS Molybdenum Iso-Concentration Contour (mg/L) (Inferred where dashed)
- Groundwater Elevation Contour (dashed where inferred)
- Approximate Groundwater Flow Direction
- Euharlee Creek
- Approximate AP-1 Boundary

Notes:
1. Concentration data is from the February 2026 semiannual groundwater monitoring event. Concentrations are reported in milligrams per liter (mg/L).
2. Water level elevations recorded January 29, 2026. Elevation provided in feet (ft) referenced to the North American Vertical Datum (NAVD) 88.
3. Temporary corrective action piezometers INW-01 and PT-02 through PT-06 were installed in support of pre-design investigation activities and are not included in the monitoring well network.
4. The Groundwater Protection Standard (GWPS) for molybdenum is 0.1 mg/L.
5. J - Estimated value.
6. * - Analytical results are from the February 2 to 3, 2026 pre-design investigation event.
7. Aerial photograph source for immediate vicinity of AP-1: Georgia Power Company, January 2026.
7. Aerial photograph source for surrounding area: Nearmap, March 2026.

0 400 800 1,600 Feet

ISO-CONCENTRATION MAP
MOLYBDENUM - FEBRUARY 2026

GEORGIA POWER COMPANY
PLANT BOWEN AP-1
BARTOW COUNTY, GEORGIA

Prepared For: Georgia Power

Prepared By: Geosyntec consultants

KENNESAW, GA | August 2026

FIGURE 5

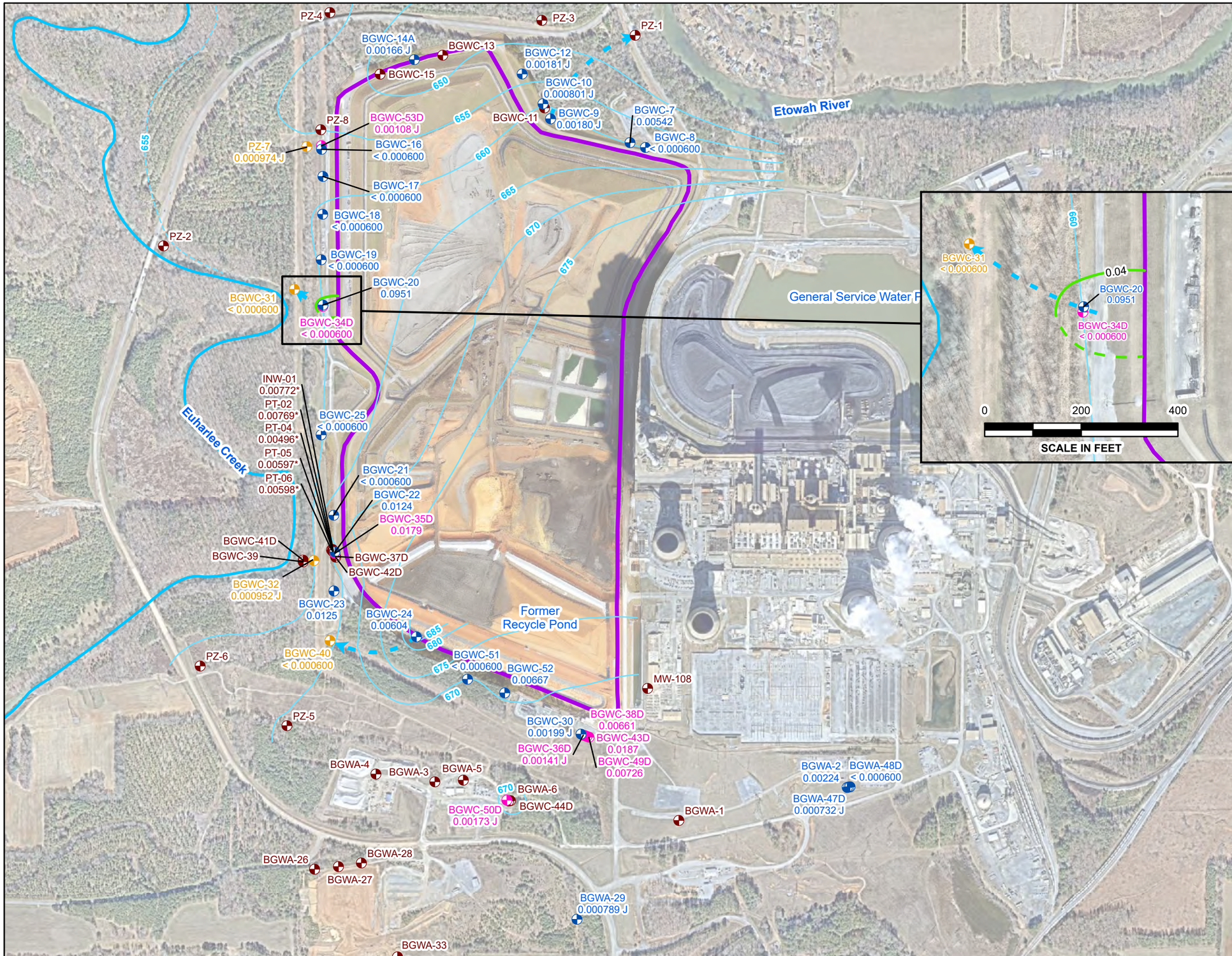

N

LEGEND

- Detection Monitoring Well
- Horizontal Assessment Monitoring Well
- Vertical Assessment Monitoring Well (Not Used for Contouring)
- Piezometer
- GWPS Lithium Iso-Concentration Contour (mg/L) (Inferred where dashed)
- Groundwater Elevation Contour (dashed where inferred)
- Approximate Groundwater Flow Direction
- Euharlee Creek
- Approximate AP-1 Boundary

Notes:
1. Concentration data is from the February 2026 semiannual groundwater monitoring event. Concentrations are reported in milligrams per liter (mg/L).
2. Water level elevations recorded January 29, 2026. Elevation provided in feet (ft) referenced to the North American Vertical Datum (NAVD) 88.
3. Temporary corrective action piezometers INW-01 and PT-02 through PT-06 were installed in support of pre-design investigation activities and are not included in the monitoring well network.
4. The Groundwater Protection Standard (GWPS) for lithium is 0.04 mg/L.
5. J - Estimated value.
6. * - Analytical results are from the February 2 to 3, 2026 pre-design investigation event.
7. Aerial photograph source for immediate vicinity of AP-1: Georgia Power Company, January 2026.
7. Aerial photograph source for surrounding area: Nearmap, March 2026.

0 400 800 1,600 Feet

ISO-CONCENTRATION MAP
LITHIUM - FEBRUARY 2026

GEORGIA POWER COMPANY
PLANT BOWEN AP-1
BARTOW COUNTY, GEORGIA

Prepared For: Georgia Power

Prepared By: Geosyntec consultants

KENNESAW, GA | August 2026

FIGURE 6

APPENDIX A

Well Maintenance and Repair Documentation Memorandum

Well Inspection

Site Name: Plant Bowen AP

Date: 01/29/2026

Permit Number: 008-021D (CCR)

Field Conditions: Temps 45/25 0%

Well ID:	Location/Identification			
	Visible and accessible	Properly identified with correct well ID	Located in high traffic area; does the well require protection from traffic	Acceptable drainage around well (no standing water, not located in obvious drainage flow path)
BGWA-1	YES	YES	NO	YES
BGWA-2	YES	YES	NO	YES
BGWA-3	YES	YES	NO	YES
BGWA-4	YES	YES	NO	YES
BGWA-5	YES	YES	NO	YES
BGWA-6	YES	YES	NO	YES
BGWC-7	YES	YES	NO	YES
BGWC-8	YES	YES	NO	YES
BGWC-9	YES	YES	NO	YES
BGWC-10	YES	YES	NO	YES
BGWC-11	YES	YES	NO	YES
BGWC-12	YES	YES	NO	YES
BGWC-13	YES	YES	NO	YES
BGWC-14A	YES	YES	NO	YES
BGWC-15	YES	YES	NO	YES
BGWC-16	YES	YES	NO	YES
BGWC-17	YES	YES	NO	YES
BGWC-18	YES	YES	NO	YES
BGWC-19	YES	YES	NO	YES
BGWC-20	YES	YES	NO	YES
BGWC-21	YES	YES	NO	YES
BGWC-22	YES	YES	NO	YES
BGWC-23	YES	YES	NO	YES
BGWC-24	YES	YES	NO	YES
BGWC-25	YES	YES	NO	YES
BGWA-26	YES	YES	NO	YES
BGWA-27	YES	YES	NO	YES
BGWA-28	YES	YES	NO	YES
BGWA-29	YES	YES	NO	YES
BGWC-30	YES	YES	NO	YES
BGWC-31	YES	YES	NO	YES
BGWC-32	YES	YES	NO	YES
BGWA-33	YES	YES	NO	YES
BGWC-34D	YES	YES	NO	YES
BGWC-35D	YES	YES	NO	YES
BGWC-36D	YES	YES	NO	YES
BGWC-37D	YES	YES	NO	YES
BGWC-38D	YES	YES	NO	YES

Well Inspection

Site Name: Plant Bowen AP

Date: 01/29/2026

Permit Number: 008-021D (CCR)

Field Conditions: Temps 45/25 0%

Well ID:	Location/Identification			
	Visible and accessible	Properly identified with correct well ID	Located in high traffic area; does the well require protection from traffic	Acceptable drainage around well (no standing water, not located in obvious drainage flow path)
BGWC-39	YES	YES	NO	YES
BGWC-40	YES	YES	NO	YES
BGWC-41D	YES	YES	NO	YES
BGWC-42D	YES	YES	NO	YES
BGWC-43D	YES	YES	NO	YES
BGWC-44D	YES	YES	NO	YES
BGWA-47D	YES	YES	NO	YES
BGWA-48D	YES	YES	NO	YES
BGWC-49D	YES	YES	NO	YES
BGWC-50D	YES	YES	NO	YES
BGWC-51	YES	YES	NO	YES
BGWC-52	YES	YES	NO	YES
PZ-1	YES	YES	NO	YES
PZ-2	YES	YES	NO	YES
PZ-3	YES	YES	NO	YES
PZ-4	YES	YES	NO	YES
PZ-5	YES	YES	NO	YES
PZ-6	YES	YES	NO	YES
PZ-7	YES	YES	NO	YES
PZ-8	YES	YES	NO	YES
MW-108	YES	YES	NO	YES
PT-02	YES	YES	NO	YES
PT-03	YES	YES	NO	YES
PT-04	YES	YES	NO	YES
PT-05	YES	YES	NO	YES
PT-06	YES	YES	NO	YES
INW-01	YES	YES	NO	YES

Well Inspection

Site Name: Plant Bowen AP

Date: 01/29/2026

Permit Number: 008-021D (CCR)

Field Conditions: Temps 45/25 0%

Well ID:	Protective Casing				
	Free from apparent damage and able to be secured	No degradation or deterioration	Functioning weep hole	Annular space clear of debris and water, or filled with pea gravel/sand	Locked and is the lock in good condition
BGWA-1	YES	YES	YES	YES	YES
BGWA-2	YES	YES	YES	YES	YES
BGWA-3	YES	YES	YES	YES	YES
BGWA-4	YES	YES	YES	YES	YES
BGWA-5	YES	YES	YES	YES	YES
BGWA-6	YES	YES	YES	YES	YES
BGWC-7	YES	YES	YES	YES	YES
BGWC-8	YES	YES	YES	YES	YES
BGWC-9	YES	YES	YES	YES	YES
BGWC-10	YES	YES	YES	YES	YES
BGWC-11	YES	YES	YES	YES	YES
BGWC-12	YES	YES	YES	YES	YES
BGWC-13	YES	YES	YES	YES	YES
BGWC-14A	YES	YES	YES	YES	YES
BGWC-15	YES	YES	YES	YES	YES
BGWC-16	YES	YES	YES	YES	YES
BGWC-17	YES	YES	YES	YES	YES
BGWC-18	YES	YES	YES	YES	YES
BGWC-19	YES	YES	YES	YES	YES
BGWC-20	YES	YES	YES	YES	YES
BGWC-21	YES	YES	YES	YES	YES
BGWC-22	YES	YES	YES	YES	YES
BGWC-23	YES	YES	YES	YES	YES
BGWC-24	YES	YES	YES	YES	YES
BGWC-25	YES	YES	YES	YES	YES
BGWA-26	YES	YES	YES	YES	YES
BGWA-27	YES	YES	YES	YES	YES
BGWA-28	YES	YES	YES	YES	YES
BGWA-29	YES	YES	YES	YES	YES
BGWC-30	YES	YES	YES	YES	YES
BGWC-31	YES	YES	YES	YES	YES
BGWC-32	YES	YES	YES	YES	YES
BGWA-33	YES	YES	YES	YES	YES
BGWC-34D	YES	YES	YES	YES	YES
BGWC-35D	YES	YES	YES	YES	YES
BGWC-36D	YES	YES	YES	YES	YES
BGWC-37D	YES	YES	YES	YES	YES
BGWC-38D	YES	YES	YES	YES	YES

Well Inspection

Site Name: Plant Bowen AP

Date: 01/29/2026

Permit Number: 008-021D (CCR)

Field Conditions: Temps 45/25 0%

Well ID:	Protective Casing				
	Free from apparent damage and able to be secured	No degradation or deterioration	Functioning weep hole	Annular space clear of debris and water, or filled with pea gravel/sand	Locked and is the lock in good condition
BGWC-39	YES	YES	YES	YES	YES
BGWC-40	YES	YES	YES	YES	YES
BGWC-41D	YES	YES	YES	YES	YES
BGWC-42D	YES	YES	YES	YES	YES
BGWC-43D	YES	YES	YES	YES	YES
BGWC-44D	YES	YES	YES	YES	YES
BGWA-47D	YES	YES	YES	YES	YES
BGWA-48D	YES	YES	YES	YES	YES
BGWC-49D	YES	YES	YES	YES	YES
BGWC-50D	YES	YES	YES	YES	YES
BGWC-51	YES	YES	YES	YES	YES
BGWC-52	YES	YES	YES	YES	YES
PZ-1	YES	YES	YES	YES	YES
PZ-2	YES	YES	YES	YES	YES
PZ-3	YES	YES	YES	YES	YES
PZ-4	YES	YES	YES	YES	YES
PZ-5	YES	YES	YES	YES	YES
PZ-6	YES	YES	YES	YES	YES
PZ-7	YES	YES	YES	YES	YES
PZ-8	YES	YES	YES	YES	YES
MW-108	YES	YES	YES	YES	YES
PT-02	YES	YES	YES	YES	YES
PT-03	YES	YES	YES	YES	YES
PT-04	YES	YES	YES	YES	YES
PT-05	YES	YES	YES	YES	YES
PT-06	YES	YES	YES	YES	YES
INW-01	YES	YES	YES	YES	YES

Well Inspection

Site Name: Plant Bowen AP

Date: 01/29/2026

Permit Number: 008-021D (CCR)

Field Conditions: Temps 45/25 0%

Well ID:	Surface Pad			Internal Casing		
	Good condition (not cracked/ broken)	Sloped away from the protective casing	In complete contact with the ground surface and stable	Cap prevents entry of foreign material into the well	Free of kinks/bends, or any obstructions from foreign objects (such as bailers)	Properly vented for equilibration of air pressure
BGWA-1	YES	YES	YES	YES	YES	YES
BGWA-2	YES	YES	YES	YES	YES	YES
BGWA-3	YES	YES	YES	YES	YES	YES
BGWA-4	YES	YES	YES	YES	YES	YES
BGWA-5	YES	YES	YES	YES	YES	YES
BGWA-6	YES	YES	YES	YES	YES	YES
BGWC-7	YES	YES	YES	YES	YES	YES
BGWC-8	YES	YES	YES	YES	YES	YES
BGWC-9	YES	YES	YES	YES	YES	YES
BGWC-10	YES	YES	YES	YES	YES	YES
BGWC-11	YES	YES	YES	YES	YES	YES
BGWC-12	YES	YES	YES	YES	YES	YES
BGWC-13	YES	YES	YES	YES	YES	YES
BGWC-14A	YES	YES	YES	YES	YES	YES
BGWC-15	YES	YES	YES	YES	YES	YES
BGWC-16	YES	YES	YES	YES	YES	YES
BGWC-17	YES	YES	YES	YES	YES	YES
BGWC-18	YES	YES	YES	YES	YES	YES
BGWC-19	YES	YES	YES	YES	YES	YES
BGWC-20	YES	YES	YES	YES	YES	YES
BGWC-21	YES	YES	YES	YES	YES	YES
BGWC-22	YES	YES	YES	YES	YES	YES
BGWC-23	YES	YES	YES	YES	YES	YES
BGWC-24	YES	YES	YES	YES	YES	YES
BGWC-25	YES	YES	YES	YES	YES	YES
BGWA-26	YES	YES	YES	YES	YES	YES
BGWA-27	YES	YES	YES	YES	YES	YES
BGWA-28	YES	YES	YES	YES	YES	YES
BGWA-29	YES	YES	YES	YES	YES	YES
BGWC-30	YES	YES	YES	YES	YES	YES
BGWC-31	YES	YES	YES	YES	YES	YES
BGWC-32	YES	YES	YES	YES	YES	YES
BGWA-33	YES	YES	YES	YES	YES	YES
BGWC-34D	YES	YES	YES	YES	YES	YES
BGWC-35D	YES	YES	YES	YES	YES	YES
BGWC-36D	YES	YES	YES	YES	YES	YES
BGWC-37D	YES	YES	YES	YES	YES	YES
BGWC-38D	YES	YES	YES	YES	YES	YES

Well Inspection

Site Name: Plant Bowen AP

Date: 01/29/2026

Permit Number: 008-021D (CCR)

Field Conditions: Temps 45/25 0%

Well ID:	Surface Pad			Internal Casing		
	Good condition (not cracked/ broken)	Sloped away from the protective casing	In complete contact with the ground surface and stable	Cap prevents entry of foreign material into the well	Free of kinks/bends, or any obstructions from foreign objects (such as bailers)	Properly vented for equilibration of air pressure
BGWC-39	YES	YES	YES	YES	YES	YES
BGWC-40	YES	YES	YES	YES	YES	YES
BGWC-41D	YES	YES	YES	YES	YES	YES
BGWC-42D	YES	YES	YES	YES	YES	YES
BGWC-43D	YES	YES	YES	YES	YES	YES
BGWC-44D	YES	YES	YES	YES	YES	YES
BGWA-47D	YES	YES	YES	YES	YES	YES
BGWA-48D	YES	YES	YES	YES	YES	YES
BGWC-49D	YES	YES	YES	YES	YES	YES
BGWC-50D	YES	YES	YES	YES	YES	YES
BGWC-51	YES	YES	YES	YES	YES	YES
BGWC-52	YES	YES	YES	YES	YES	YES
PZ-1	YES	YES	YES	YES	YES	YES
PZ-2	YES	YES	YES	YES	YES	YES
PZ-3	YES	YES	YES	YES	YES	YES
PZ-4	YES	YES	YES	YES	YES	YES
PZ-5	YES	YES	YES	YES	YES	YES
PZ-6	YES	YES	YES	YES	YES	YES
PZ-7	YES	YES	YES	YES	YES	YES
PZ-8	YES	YES	YES	YES	YES	YES
MW-108	YES	YES	YES	YES	YES	YES
PT-02	YES	YES	YES	YES	YES	YES
PT-03	YES	YES	YES	YES	YES	YES
PT-04	YES	YES	YES	YES	YES	YES
PT-05	YES	YES	YES	YES	YES	YES
PT-06	YES	YES	YES	YES	YES	YES
INW-01	YES	YES	YES	YES	YES	YES

Well Inspection

Site Name: Plant Bowen AP

Date: 01/29/2026

Permit Number: 008-021D (CCR)

Field Conditions: Temps 45/25 0%

Well ID:	Corrective actions as needed, by date:
BGWA-1	
BGWA-2	
BGWA-3	
BGWA-4	
BGWA-5	
BGWA-6	
BGWC-7	
BGWC-8	
BGWC-9	
BGWC-10	
BGWC-11	
BGWC-12	
BGWC-13	
BGWC-14A	
BGWC-15	
BGWC-16	
BGWC-17	
BGWC-18	
BGWC-19	
BGWC-20	
BGWC-21	
BGWC-22	
BGWC-23	
BGWC-24	
BGWC-25	
BGWA-26	
BGWA-27	
BGWA-28	
BGWA-29	
BGWC-30	
BGWC-31	
BGWC-32	
BGWA-33	
BGWC-34D	
BGWC-35D	
BGWC-36D	
BGWC-37D	
BGWC-38D	

Well Inspection

Site Name: Plant Bowen AP

Date: 01/29/2026

Permit Number: 008-021D (CCR)

Field Conditions: Temps 45/25 0%

Well ID:	Corrective actions as needed, by date:
BGWC-39	
BGWC-40	
BGWC-41D	
BGWC-42D	
BGWC-43D	
BGWC-44D	
BGWA-47D	
BGWA-48D	
BGWC-49D	
BGWC-50D	
BGWC-51	
BGWC-52	
PZ-1	
PZ-2	
PZ-3	
PZ-4	
PZ-5	
PZ-6	
PZ-7	
PZ-8	Bollard becoming loose but not a significant concern; will continue to monitor condition
MW-108	
PT-02	
PT-03	
PT-04	
PT-05	
PT-06	
INW-01	

APPENDIX B

Analytical Laboratory Results and Field Sampling Forms

Laboratory Analytical Reports

Pace Analytical Services, LLC
9800 Kincey Ave. Suite 100
Huntersville, NC 28078
(704)875-9092

March 23, 2026

Kristen Jurinko
Southern Co.
241 Ralph McGill Blvd NE
Bin 10160
Atlanta, GA 30308

RE: Project: Plant Bowen AP-1st SA
Pace Project No.: 92841933

Dear Kristen Jurinko:

Enclosed are the analytical results for sample(s) received by the laboratory between February 03, 2026 and February 13, 2026. The results relate only to the samples included in this report. Results reported herein conform to the applicable TNI/NELAC Standards and the laboratory's Quality Manual, where applicable, unless otherwise noted in the body of the report.

The test results provided in this final report were generated by each of the following laboratories within the Pace Network:

- Pace National - Mt. Juliet
- Pace Analytical Services - Asheville
- Pace Analytical Services - West Columbia

If you have any questions concerning this report, please feel free to contact me.

Sincerely,

Bonnie Vang

Bonnie Vang
bonnie.vang@pacelabs.com
704-977-0968
Project Manager

Enclosures

cc: Marty Crook, Geosyntec Consultants
Whitney Law, Geosyntec
Mintao Lu, Geosyntec
Laura Midkiff, Southern Co.
Caroline Nelson, Geosyntec
Kevin Stephenson, Southern Company

REPORT OF LABORATORY ANALYSIS

This report shall not be reproduced, except in full,
without the written consent of Pace Analytical Services, LLC.

Pace Analytical Services, LLC
9800 Kincey Ave. Suite 100
Huntersville, NC 28078
(704)875-9092

March 10, 2026

Kristen Jurinko
Southern Co.
241 Ralph McGill Blvd NE
Bin 10160
Atlanta, GA 30308

RE: Project: Plant Bowen AP-1st SA- RADs
Pace Project No.: 92841936

Dear Kristen Jurinko:

Enclosed are the analytical results for sample(s) received by the laboratory between February 03, 2026 and February 13, 2026. The results relate only to the samples included in this report. Results reported herein conform to the applicable TNI/NELAC Standards and the laboratory's Quality Manual, where applicable, unless otherwise noted in the body of the report.

The test results provided in this final report were generated by each of the following laboratories within the Pace Network:

- Pace Analytical Services - Greensburg

Revision 1 (03/05/2026): Report revised to add missing samples originally not included.

Revision 2 (03/10/26): Report revised to update collected year to 2026.

If you have any questions concerning this report, please feel free to contact me.

Sincerely,

Bonnie Vang

Bonnie Vang
bonnie.vang@pacelabs.com
704-977-0968
Project Manager

Enclosures

cc: Marty Crook, Geosyntec Consultants
Whitney Law, Geosyntec
Mintao Lu, Geosyntec
Laura Midkiff, Southern Co.
Caroline Nelson, Geosyntec
Kevin Stephenson, Southern Company

REPORT OF LABORATORY ANALYSIS

This report shall not be reproduced, except in full,
without the written consent of Pace Analytical Services, LLC.

Pace Analytical Services, LLC
9800 Kincey Ave. Suite 100
Huntersville, NC 28078
(704)875-9092

April 23, 2026

Kristen Jurinko
Southern Co.
241 Ralph McGill Blvd NE
Bin 10160
Atlanta, GA 30308

RE: Project: Bowen AP1 2026S1R1
Pace Project No.: 92854042

Dear Kristen Jurinko:

Enclosed are the analytical results for sample(s) received by the laboratory on April 09, 2026. The results relate only to the samples included in this report. Results reported herein conform to the applicable TNI/NELAC Standards and the laboratory's Quality Manual, where applicable, unless otherwise noted in the body of the report.

The test results provided in this final report were generated by each of the following laboratories within the Pace Network:

- Pace Analytical Services - West Columbia

If you have any questions concerning this report, please feel free to contact me.

Sincerely,

Bonnie Vang

Bonnie Vang
bonnie.vang@pacelabs.com
704-977-0968
Project Manager

Enclosures

cc: Marty Crook, Geosyntec Consultants
Whitney Law, Geosyntec
Mintao Lu, Geosyntec
Laura Midkiff, Southern Co.
Caroline Nelson, Geosyntec
Jamie Newsome, Geosyntec Consultants, Inc.
Kevin Stephenson, Southern Company

REPORT OF LABORATORY ANALYSIS

This report shall not be reproduced, except in full,
without the written consent of Pace Analytical Services, LLC.

Pace Analytical Services, LLC
9800 Kincey Ave. Suite 100
Huntersville, NC 28078
(704)875-9092

CERTIFICATIONS

Project: Bowen AP1 2026S1R1
Pace Project No.: 92854042

Pace Analytical Services West Columbia
106 Vantage Point Drive, West Columbia, SC 29172
Alaska Dept. of Energy Conservation, Cert# 20-002
California ELAP, cert# 3049
DoD, DoD QSM V5.4, cert# I.2224
DOE, DoD/DOE QSM V5.4, cert# I.2224.01
Florida, Dept. of Health, cert# E87653-70
Georgia, Env. Protection Division, cert# E87653
Illinois, EPA NELAP, cert# 2000552024-9
Kansas, Dept. of Health and Environment, cert# E-10417
Kentucky, Dept. for Env. Protection, UST, cert# 103582
Kentucky, Dept. for Env. Protection, cert# 98037
Louisiana, Dept. of Environmental Quality, cert# 5125
North Carolina, DEQ, Water Resources, cert# 329
New Jersey, Dept. of Env. Protection, cert# NLC 240005
Oklahoma, Dept. of Env. Quality, cert# 2023-175
Oregon, ELAP, cert# 4181-006
Pennsylvania, Dept. of Env. Protection, cert# 003
South Carolina, Dept. of Env. Services, cert# 32010001
Texas, Commission on Env. Quality, cert# TX-C24-00083
Virginia, Dept. of General Services, cert# 13080
Wisconsin, Dept. of Natural Resources, cert# 399136100

This report shall not be reproduced, except in full,
without the written consent of Pace Analytical Services, LLC.

Pace Analytical Services, LLC
9800 Kincey Ave. Suite 100
Huntersville, NC 28078
(704)875-9092

SAMPLE SUMMARY

Project: Bowen AP1 2026S1R1
Pace Project No.: 92854042

Lab ID	Sample ID	Matrix	Date Collected	Date Received
92854042001	**BOW-BGWC-24**	Water	04/09/26 10:34	04/09/26 13:25
92854042002	**BOW-AP1-FD-01**	Water	04/09/26 00:00	04/09/26 13:25
92854042003	**BOW-AP1-FB-01**	Water	04/09/26 11:30	04/09/26 13:25
92854042004	**BOW-AP1-EB-01**	Water	04/09/26 11:25	04/09/26 13:25

This report shall not be reproduced, except in full,
without the written consent of Pace Analytical Services, LLC.

Pace Analytical Services, LLC
9800 Kincey Ave. Suite 100
Huntersville, NC 28078
(704)875-9092

SAMPLE ANALYTE COUNT

Project: Bowen AP1 2026S1R1
Pace Project No.: 92854042

Lab ID	Sample ID	Method	Analysts	Analytes Reported
92854042001	**BOW-BGWC-24**	EPA 7470A	DH	1
		EPA 7470A	DH	1
92854042002	**BOW-AP1-FD-01**	EPA 7470A	DH	1
		EPA 7470A	DH	1
92854042003	**BOW-AP1-FB-01**	EPA 7470A	DH	1
92854042004	**BOW-AP1-EB-01**	EPA 7470A	DH	1

PASI-WC = Pace Analytical Services - West Columbia

This report shall not be reproduced, except in full,
without the written consent of Pace Analytical Services, LLC.

Pace Analytical Services, LLC
9800 Kincey Ave. Suite 100
Huntersville, NC 28078
(704)875-9092

SUMMARY OF DETECTION

Project: Bowen AP1 2026S1R1
Pace Project No.: 92854042

Lab Sample ID Method	Client Sample ID Parameters	Result	Units	Report Limit	Analyzed	Qualifiers
92854042001	**BOW-BGWC-24**					
EPA 7470A	Mercury	0.0026	mg/L	0.00020	04/15/26 17:30	
EPA 7470A	Mercury, Dissolved	0.00043	mg/L	0.00020	04/16/26 15:15	
92854042002	**BOW-AP1-FD-01**					
EPA 7470A	Mercury	0.0025	mg/L	0.00020	04/15/26 17:33	
EPA 7470A	Mercury, Dissolved	0.00077	mg/L	0.00020	04/16/26 15:18	

This report shall not be reproduced, except in full,
without the written consent of Pace Analytical Services, LLC.

Pace Analytical Services, LLC
9800 Kincey Ave. Suite 100
Huntersville, NC 28078
(704)875-9092

ANALYTICAL RESULTS

Project: Bowen AP1 2026S1R1
Pace Project No.: 92854042

Sample: BOW-BGWC-24 **Lab ID: 92854042001** Collected: 04/09/26 10:34 Received: 04/09/26 13:25 Matrix: Water

Parameters	Results	Units	Report Limit	MDL	DF	Prepared	Analyzed	CAS No.	Qual
WCOL 7470 Mercury	Analytical Method: EPA 7470A Preparation Method: EPA 7470A Pace Analytical Services - West Columbia								
Mercury	**0.0026**	mg/L	0.00020	0.000091	1	04/15/26 13:25	04/15/26 17:30	7439-97-6	
WCOL 7470 Mercury, Dissolved	Analytical Method: EPA 7470A Preparation Method: EPA 7470A Pace Analytical Services - West Columbia								
Mercury, Dissolved	**0.00043**	mg/L	0.00020	0.000091	1	04/16/26 11:24	04/16/26 15:15	7439-97-6	

This report shall not be reproduced, except in full,
without the written consent of Pace Analytical Services, LLC.

Pace Analytical Services, LLC
9800 Kincey Ave. Suite 100
Huntersville, NC 28078
(704)875-9092

ANALYTICAL RESULTS

Project: Bowen AP1 2026S1R1
Pace Project No.: 92854042

Sample: BOW-AP1-FD-01 **Lab ID: 92854042002** Collected: 04/09/26 00:00 Received: 04/09/26 13:25 Matrix: Water

Parameters	Results	Units	Report Limit	MDL	DF	Prepared	Analyzed	CAS No.	Qual
WCOL 7470 Mercury	Analytical Method: EPA 7470A Preparation Method: EPA 7470A Pace Analytical Services - West Columbia								
Mercury	**0.0025**	mg/L	0.00020	0.000091	1	04/15/26 13:25	04/15/26 17:33	7439-97-6	
WCOL 7470 Mercury, Dissolved	Analytical Method: EPA 7470A Preparation Method: EPA 7470A Pace Analytical Services - West Columbia								
Mercury, Dissolved	**0.00077**	mg/L	0.00020	0.000091	1	04/16/26 11:24	04/16/26 15:18	7439-97-6	

This report shall not be reproduced, except in full,
without the written consent of Pace Analytical Services, LLC.

Pace Analytical Services, LLC
9800 Kincey Ave. Suite 100
Huntersville, NC 28078
(704)875-9092

ANALYTICAL RESULTS

Project: Bowen AP1 2026S1R1
Pace Project No.: 92854042

Sample: BOW-AP1-FB-01 **Lab ID: 92854042003** Collected: 04/09/26 11:30 Received: 04/09/26 13:25 Matrix: Water

Parameters	Results	Units	Report Limit	MDL	DF	Prepared	Analyzed	CAS No.	Qual
WCOL 7470 Mercury	Analytical Method: EPA 7470A Preparation Method: EPA 7470A Pace Analytical Services - West Columbia								
Mercury	ND	mg/L	0.00020	0.000091	1	04/15/26 13:25	04/15/26 17:35	7439-97-6	

This report shall not be reproduced, except in full,
without the written consent of Pace Analytical Services, LLC.

Pace Analytical Services, LLC
9800 Kincey Ave. Suite 100
Huntersville, NC 28078
(704)875-9092

ANALYTICAL RESULTS

Project: Bowen AP1 2026S1R1
Pace Project No.: 92854042

Sample: BOW-AP1-EB-01 **Lab ID: 92854042004** Collected: 04/09/26 11:25 Received: 04/09/26 13:25 Matrix: Water

Parameters	Results	Units	Report Limit	MDL	DF	Prepared	Analyzed	CAS No.	Qual
WCOL 7470 Mercury	Analytical Method: EPA 7470A Preparation Method: EPA 7470A Pace Analytical Services - West Columbia								
Mercury	ND	mg/L	0.00020	0.000091	1	04/15/26 13:25	04/15/26 17:38	7439-97-6	

This report shall not be reproduced, except in full,
without the written consent of Pace Analytical Services, LLC.

Pace Analytical Services, LLC
9800 Kincey Ave. Suite 100
Huntersville, NC 28078
(704)875-9092

QUALITY CONTROL DATA

Project: Bowen AP1 2026S1R1
Pace Project No.: 92854042

QC Batch: 1003537
QC Batch Method: EPA 7470A
Analysis Method: EPA 7470A
Analysis Description: WCOL 7470 Mercury
Laboratory: Pace Analytical Services - West Columbia
Associated Lab Samples: 92854042001, 92854042002, 92854042003, 92854042004

METHOD BLANK: 5159531 Matrix: Water
Associated Lab Samples: 92854042001, 92854042002, 92854042003, 92854042004

Parameter	Units	Blank Result	Reporting Limit	MDL	Analyzed	Qualifiers
Mercury	mg/L	ND	0.00020	0.000091	04/15/26 17:22	

LABORATORY CONTROL SAMPLE: 5159532

Parameter	Units	Spike Conc.	LCS Result	LCS % Rec	% Rec Limits	Qualifiers
Mercury	mg/L	0.002	0.0018	91	80-120	

MATRIX SPIKE & MATRIX SPIKE DUPLICATE: 5159533 5159534

Parameter	Units	92854364013 Result	MS Spike Conc.	MSD Spike Conc.	MS Result	MSD Result	MS % Rec	MSD % Rec	% Rec Limits	RPD	Max RPD	Qual
Mercury	mg/L	ND	0.002	0.002	0.0020	0.0020	102	102	80-120	0	20	

Results presented on this page are in the units indicated by the "Units" column except where an alternate unit is presented to the right of the result.

REPORT OF LABORATORY ANALYSIS

This report shall not be reproduced, except in full,
without the written consent of Pace Analytical Services, LLC.

Pace Analytical Services, LLC
9800 Kincey Ave. Suite 100
Huntersville, NC 28078
(704)875-9092

QUALITY CONTROL DATA

Project: Bowen AP1 2026S1R1
Pace Project No.: 92854042

QC Batch: 1003851
QC Batch Method: EPA 7470A
Analysis Method: EPA 7470A
Analysis Description: WCOL 7470 Mercury, Dissolved
Laboratory: Pace Analytical Services - West Columbia
Associated Lab Samples: 92854042001, 92854042002

METHOD BLANK: 5161174
Matrix: Water
Associated Lab Samples: 92854042001, 92854042002

Parameter	Units	Blank Result	Reporting Limit	MDL	Analyzed	Qualifiers
Mercury, Dissolved	mg/L	ND	0.00020	0.000091	04/16/26 15:00	

LABORATORY CONTROL SAMPLE: 5161175

Parameter	Units	Spike Conc.	LCS Result	LCS % Rec	% Rec Limits	Qualifiers
Mercury, Dissolved	mg/L	0.002	0.0020	99	80-120	

MATRIX SPIKE & MATRIX SPIKE DUPLICATE: 5161176 5161177

Parameter	Units	92853441001 Result	MS Spike Conc.	MSD Spike Conc.	MS Result	MSD Result	MS % Rec	MSD % Rec	% Rec Limits	RPD	Max RPD	Qual
Mercury, Dissolved	mg/L	ND	0.002	0.002	0.0018	0.0017	90	85	80-120	7	20	

Results presented on this page are in the units indicated by the "Units" column except where an alternate unit is presented to the right of the result.

This report shall not be reproduced, except in full,
without the written consent of Pace Analytical Services, LLC.

Pace Analytical Services, LLC
9800 Kincey Ave. Suite 100
Huntersville, NC 28078
(704)875-9092

QUALIFIERS

Project: Bowen AP1 2026S1R1
Pace Project No.: 92854042

DEFINITIONS

DF - Dilution Factor, if reported, represents the factor applied to the reported data due to dilution of the sample aliquot.

ND - Not Detected at or above adjusted reporting limit.

TNTC - Too Numerous To Count

J - Estimated concentration above the adjusted method detection limit and below the adjusted reporting limit.

MDL - Adjusted Method Detection Limit.

PQL - Practical Quantitation Limit.

RL - Reporting Limit - The lowest concentration value that meets project requirements for quantitative data with known precision and bias for a specific analyte in a specific matrix.

S - Surrogate

1,2-Diphenylhydrazine decomposes to and cannot be separated from Azobenzene using Method 8270. The result for each analyte is a combined concentration.

Consistent with EPA guidelines, unrounded data are displayed and have been used to calculate % recovery and RPD values.

LCS(D) - Laboratory Control Sample (Duplicate)

MS(D) - Matrix Spike (Duplicate)

DUP - Sample Duplicate

RPD - Relative Percent Difference

NC - Not Calculable.

SG - Silica Gel - Clean-Up

U - Indicates the compound was analyzed for, but not detected.

Acid preservation may not be appropriate for 2 Chloroethylvinyl ether.

A separate vial preserved to a pH of 4-5 is recommended in SW846 Chapter 4 for the analysis of Acrolein and Acrylonitrile by EPA Method 8260.

N-Nitrosodiphenylamine decomposes and cannot be separated from Diphenylamine using Method 8270. The result reported for each analyte is a combined concentration.

Reported results are not rounded until the final step prior to reporting. Therefore, calculated parameters that are typically reported as "Total" may vary slightly from the sum of the reported component parameters.

Pace Analytical is TNI accredited. Contact your Pace PM for the current list of accredited analytes.

TNI - The NELAC Institute.

WORKORDER QUALIFIERS

WO: 92854042

[1] GEOSYNTEC

[2] DO NOT DILUTE. MUST MEET REPORTING LIMITS. LET PM KNOW FIRST IF THERE ARE ISSUES.

This report shall not be reproduced, except in full,
without the written consent of Pace Analytical Services, LLC.

Pace Analytical Services, LLC
9800 Kincey Ave. Suite 100
Huntersville, NC 28078
(704)875-9092

QUALITY CONTROL DATA CROSS REFERENCE TABLE

Project: Bowen AP1 2026S1R1
Pace Project No.: 92854042

Lab ID	Sample ID	QC Batch Method	QC Batch	Analytical Method	Analytical Batch
92854042001	**BOW-BGWC-24**	EPA 7470A	1003537	EPA 7470A	1003846
92854042002	**BOW-AP1-FD-01**	EPA 7470A	1003537	EPA 7470A	1003846
92854042003	**BOW-AP1-FB-01**	EPA 7470A	1003537	EPA 7470A	1003846
92854042004	**BOW-AP1-EB-01**	EPA 7470A	1003537	EPA 7470A	1003846
92854042001	**BOW-BGWC-24**	EPA 7470A	1003851	EPA 7470A	1004293
92854042002	**BOW-AP1-FD-01**	EPA 7470A	1003851	EPA 7470A	1004293

This report shall not be reproduced, except in full,
without the written consent of Pace Analytical Services, LLC.

Pace® Location Requested (City/State):
Pace Analytical Charlotte
9800 Kincey Ave. Suite 100, Huntersville, NC 28078

CHAIN-OF-CUSTODY Analytical Request Document

Chain-of-Custody is a LEGAL DOCUMENT - Complete all relevant fields

WO# : 92854042

92854042

Company Name: Georgia Power - Bowen	Contact/Report To: Kristen Jurinko, Kevin Stephenson, Mintao Lu, Marty Crook, Jamie Newsome
Street Address: 241 Ralph McGill Blvd NE 8in 10160 Atlanta, GA 30308	Phone #: (470) 217-0008; (404) 831-4407 E-Mail: knjurink@southernco.com; kmstephe@southernco.com Cc E-Mail: Laura Midkiff, 8en Hodges, Mike Smilley, Noelia Gangi
Customer Project #:	
Project Name: Bowen AP 2026S1R1	Invoice To: Account Payable Invoice Email: georgiapowerinvoices@southernco.com
Site Collection Info/Facility ID (as applicable):	Purchase Order # (if applicable): GPC82474-0007 Quote #:
Time Zone Collected: [ ] AK [ ] PT [ ] MT [ ] CT [X] ET	County / State origin of sample(s): Georgia

Data Deliverables: [ ] Level II [ ] Level III [ ] Level IV [ ] EQUIS [ ] Other_____

Regulatory Program (DW, RCRA, etc.) as applicable: Reportable [ ] Yes [ ] No

Rush (Pre-approval required): [ ] Same Day [ ] 1 Day [ ] 2 Day [ ] 3 Day Other _____

Date Results Requested:

DW PWSID # or WW Permit # as applicable:

Field Filtered (if applicable): [X] Yes [ ] No
Analysis: Dissolved Metals

* Matrix Codes (Insert in Matrix box below): Drinking Water (DW), Ground Water (GW), Wastewater (WW), Product (P), Soil/Solid (SS), Oil (OL), Wipe (WP), Tissue (TS), Bioassay (B), Vapor (V), Surface Water (SW), Sediment (SED), Sludge (SL), Caulk (CK), Leachate (LL), Biosolid (BS), Other (OT)

Specify Container Size **: 500mL, (3) 250mL, (4) 125mL, (5) 100mL, (6) 40mL vial, (7) EnCore, (8) TerraCore, (9) 90mL, (10) Other

Identify Container Preservative Type***: *** Preservative Types: (1) None, (2) HNO3, (3) H2SO4, (4) HCl, (5) NaOH, (6) Zn Acetate, (7) NaHSO4, (8) Sod. Thiosulfate, (9) Ascorbic Acid, (10) MeOH, (11) Other

Analysis Requested

Lab Use Only: Proj. Mgr: Bonnie Vang; AcctNum / Client ID:; Table #:; Profile / Template: 16507; Prelog / Bottle Ord. ID: EZ 3393642

Customer Sample ID	Matrix *	Comp / Grab	Composite Start Date	Composite Start Time	Collected or Composite End Date	Collected or Composite End Time	# Cont.	Res. Chlorine Result	Res. Chlorine Units	Appendix IV Metals (Mercury)	Appendix IV Dissolved Metals (Mercury)	Sample Comment	Preservation non-conformance identified for sample
							3			3	3		
							2			2	2		
BOW-BGWC-24	WG	G			4/9/26	1034	2			X	X	App. IV Dissolved Metals Field Filtered	
BOW-AP1-FD-01	WG	G			4/9/26	———	2			X	X	App. IV Dissolved Metals Field Filtered	
BOW-AP1-FB-01	WQ	G			4/9/26	1130	1			X			
BOW-AP1-EB-01	WQ	G			4/9/26	1125	1			X			

Additional Instructions from Pace® :
Task Code: BOW-CCR-ASSMT-2026S1R1
App IV: Mercury

Collected By: (Printed Name) William Laaker, Jay Siewert, Natalie Piparo, Ori Kimhi
Signature: EnSafe

Customer Remarks / Special Conditions / Possible Hazards:

# Coolers:	Thermometer ID:	Correction Factor (°C):	Obs Temp (°C):	Corrected Temp (°C):	On Ice:

Relinquished by/Company: (Signature)	Date/Time:	Received by/Company: (Signature)	Date/Time:	Tracking Number:
EnSafe	4/9/26 1325		4/9/26 1325	
Relinquished by/Company: (Signature)	Date/Time:	Received by/Company: (Signature)	Date/Time:	Delivered by: [ ] In-Person [ ] Courier [ ] FedEx [ ] UPS [ ] Other
Relinquished by/Company: (Signature)	Date/Time:	Received by/Company: (Signature)	Date/Time:	
Relinquished by/Company: (Signature)	Date/Time:	Received by/Company: (Signature)	Date/Time:	Page: 1 of 1

Submitting a sample via this chain of custody constitutes acknowledgment and acceptance of the Pace® Terms and Conditions found at https://www.pacelabs.com/resource-library/resource/pace-terms-and-conditions/

Pace Analytical Services	**DC#_Title: ENV-FRM-HUN1-0083 v05_Sample Condition Upon Receipt**
	Effective Date: 05/24/2024

Laboratory receiving samples:

Asheville ☐ Eden ☐ Greenwood ☐ Huntersville ☐ Raleigh ☐ Mechanicsville ☐ Atlanta ☑ Kernersville ☐

Sample Condition Upon Receipt

Client Name: GA-Power Bowen

Project #:

WO#: 92854042
PM: BV Due Date: 04/23/26
CLIENT: 92-GP-BOWLF

Courier: ☐ Commercial ☐ Fed Ex ☐ UPS ☐ USPS ☐ Pace ☐ Other:____ ☑ Client

Custody Seal Present? ☑ Yes ☐ No **Seals Intact?** ☑ Yes ☐ No ☐ N/A

Date/Initials Person Examining Contents: 4/9/26 OW

Packing Material: ☑ Bubble Wrap ☐ Bubble Bags ☐ None ☐ Other

Biological Tissue Frozen? ☐ Yes ☐ No ☑ N/A

Thermometer:
☐ IR Gun ID: 083

Type of Ice: ☐ Wet ☐ Blue ☐ None

Cooler Temp: 5.9 **Correction Factor:** Add/Subtract (°C) 0

Cooler Temp Corrected (°C): 5.9

Temp should be above freezing to 6°C
☐ Samples out of temp criteria. Samples on ice, cooling process has begun

USDA Regulated Soil (☐ N/A, water sample)
Did samples originate in a quarantine zone within the United States: CA, NY, or SC (check maps)? ☐ Yes ☐ No

Did samples originate from a foreign source (internationally, including Hawaii and Puerto Rico)? ☐ Yes ☐ No

				Comments/Discrepancy:
Chain of Custody Present?	☑ Yes	☐ No	☐ N/A	1.
Samples Arrived within Hold Time?	☑ Yes	☐ No	☐ N/A	2.
Short Hold Time Analysis (<72 hr.)?	☐ Yes	☑ No	☐ N/A	3.
Rush Turn Around Time Requested?	☐ Yes	☑ No	☐ N/A	4.
Sufficient Volume?	☑ Yes	☐ No	☐ N/A	5.
Correct Containers Used?	☑ Yes	☐ No	☐ N/A	6.
-Pace Containers Used?	☑ Yes	☐ No	☐ N/A	
Containers Intact?	☑ Yes	☐ No	☐ N/A	7.
Dissolved analysis: Samples Field Filtered?	☑ Yes	☐ No	☐ N/A	8.
Sample Labels Match COC? -Includes Date/Time/ID/Analysis Matrix: W	☑ Yes	☐ No	☐ N/A	9.
Headspace in VOA Vials (>5-6mm)?	☐ Yes	☐ No	☑ N/A	10.
Trip Blank Present?	☐ Yes	☐ No	☑ N/A	11.
Trip Blank Custody Seals Present?	☐ Yes	☐ No	☑ N/A	

COMMENTS/SAMPLE DISCREPANCY

Field Data Required? ☐ Yes ☐ No

Lot ID of split containers:

CLIENT NOTIFICATION/RESOLUTION

Person contacted: Date/Time:

Project Manager SCURF Review: **Date:**

Project Manager SRF Review: **Date:**

Pace

DC#_Title: ENV-FRM-HUN1-0083 v05_Sample Condition Upon Receipt

Effective Date: 05/24/2024

WO#: 92854042
Due Date: 04/23/26
PM: BV
CLIENT: 92-GP-BOWLF

*Check mark top half of box if pH and/or dechlorination is verified and within the acceptance range for preservation samples.
Exceptions: VOA, Coliform, TOC, Oil and Grease, DRO/8015 (water) DOC, LLHg
**Bottom half of box is to list number of bottles
***Check all unpreserved Nitrates for chlorine

Projec

Laboratory Receiving Location: Asheville ☐ Eden ☐ Greenwood ☐ Huntersville ☐ Raleigh ☐ Atlanta ☑ Kernersville ☐

Client GA Power Profile/EZ (Circle one) Notes

Item#	BP4U-125 mL Plastic Unpreserved (N/A) (Cl-)	BP3U-250 mL Plastic Unpreserved (N/A)	BP2U-500 mL Plastic Unpreserved (N/A)	BP1U-1 liter Plastic Unpreserved (N/A)	BP3F	BP4S-125 mL Plastic H2SO4 (pH < 2) (Cl-)	BP3N-250 mL plastic HNO3 (pH < 2)	BP4Z-125 mL Plastic ZN Acetate & NaOH (>9)	BP4B-125 mL Plastic NaOH (pH > 12) (Cl-)	WGFU-Wide-mouthed Glass jar Unpreserved	AG1U-1 liter Amber Unpreserved (N/A) (Cl-)	AG1H-1 liter Amber HCl (pH < 2)	AG3U-250 mL Amber Unpreserved (N/A) (Cl-)	AG1S-1 liter Amber H2SO4 (pH < 2)	AG3S-250 mL Amber H2SO4 (pH < 2)	DG94-40 mL Amber NH4Cl (N/A)(Cl-)	DG9H-40 mL VOA HCl (N/A)	VG9T-40 mL VOA Na2S2O3 (N/A)	VG9U-40 mL VOA Unpreserved (N/A)	DG9V-40 mL VOA H3PO4 (N/A)	KP7U-50 mL Plastic Unpreserved (N/A)	V/GK (3 vials per kit)-VPH/Gas kit (N/A)	SP5T-125 mL Sterile Plastic (N/A – lab)	SP2T-250 mL Sterile Plastic (N/A – lab)		BP3R-250 mL Plastic (NH2)2SO4 (9.3-9.7)	AG0U-100 mL Amber Unpreserved (N/A) (Cl-)	V5GU-20 mL Scintillation vials (N/A)	DG9U-40 mL Amber Unpreserved vials (N/A)
CC																													
1					✓		✓																						
2					✓		✓																						
3							✓																						
4							✓																						
5																													
6																													
7																													
8																													
9																													
10																													
11																													
12																													

pH Adjustment Log for Preserved Samples

Sample ID	Type of Preservative	pH upon receipt	Date preservation adjusted	Time preservation adjusted	Amount of Preservative added	Lot #

Note: Whenever there is a discrepancy affecting North Carolina compliance samples, a copy of this form will be sent to the North Carolina DENR Certification Office (i.e. Out of hold, incorrect preservative, out of temp, incorrect containers.

Pace Analytical Services, LLC
9800 Kincey Ave. Suite 100
Huntersville, NC 28078
(704)875-9092

May 04, 2026

Kristen Jurinko
Southern Co.
241 Ralph McGill Blvd NE
Bin 10160
Atlanta, GA 30308

RE: Project: Bowen-AP1-BGWC-20
Pace Project No.: 92853441

Dear Kristen Jurinko:

Enclosed are the analytical results for sample(s) received by the laboratory on April 07, 2026. The results relate only to the samples included in this report. Results reported herein conform to the applicable TNI/NELAC Standards and the laboratory's Quality Manual, where applicable, unless otherwise noted in the body of the report.

The test results provided in this final report were generated by each of the following laboratories within the Pace Network:

- Pace National - Mt. Juliet
- Pace Analytical Services - Asheville
- Pace Analytical Services - West Columbia

Revision 1 (05/04/2026): Collected times corrected on blank samples.

If you have any questions concerning this report, please feel free to contact me.

Sincerely,

Bonnie Vang

Bonnie Vang
bonnie.vang@pacelabs.com
704-977-0968
Project Manager

Enclosures

cc: Marty Crook, Geosyntec Consultants
Whitney Law, Geosyntec
Mintao Lu, Geosyntec
Laura Midkiff, Southern Co.
Caroline Nelson, Geosyntec
Jamie Newsome, Geosyntec Consultants, Inc.
Kevin Stephenson, Southern Company

REPORT OF LABORATORY ANALYSIS

This report shall not be reproduced, except in full,
without the written consent of Pace Analytical Services, LLC.

Pace Analytical Services, LLC
9800 Kincey Ave. Suite 100
Huntersville, NC 28078
(704)875-9092

CERTIFICATIONS

Project: Bowen-AP1-BGWC-20
Pace Project No.: 92853441

Pace Analytical Services National
12065 Lebanon Road, Mt. Juliet, TN 37122
Alabama Certification #: 40660
Alaska Certification 17-026
Arizona Certification #: AZ0612
Arkansas Certification #: 88-0469
California Certification #: 2932
Canada Certification #: 1461.01
Colorado Certification #: TN00003
Connecticut Certification #: PH-0197
DOD Certification: #1461.01
EPA# TN00003
Florida Certification #: E87487
Georgia DW Certification #: 923
Georgia Certification: NELAP
Idaho Certification #: TN00003
Illinois Certification #: 200008
Indiana Certification #: C-TN-01
Iowa Certification #: 364
Kansas Certification #: E-10277
Kentucky UST Certification #: 16
Kentucky Certification #: 90010
Louisiana Certification #: AI30792
Louisiana DW Certification #: LA180010
Maine Certification #: TN0002
Maryland Certification #: 324
Massachusetts Certification #: M-TN003
Michigan Certification #: 9958
Minnesota Certification #: 047-999-395
Mississippi Certification #: TN00003
Missouri Certification #: 340
Montana Certification #: CERT0086
Nebraska Certification #: NE-OS-15-05
Nevada Certification #: TN-03-2002-34
New Hampshire Certification #: 2975
New Jersey Certification #: TN002
New Mexico DW Certification
New York Certification #: 11742
North Carolina Aquatic Toxicity Certification #: 41
North Carolina Drinking Water Certification #: 21704
North Carolina Environmental Certificate #: 375
North Dakota Certification #: R-140
Ohio VAP Certification #: CL0069
Oklahoma Certification #: 9915
Oregon Certification #: TN200002
Pennsylvania Certification #: 68-02979
Rhode Island Certification #: LAO00356
South Carolina Certification #: 84004
South Dakota Certification
Tennessee DW/Chem/Micro Certification #: 2006
Texas Certification #: T 104704245-17-14
Texas Mold Certification #: LAB0152
USDA Soil Permit #: P330-15-00234
Utah Certification #: TN00003
Virginia Certification #: VT2006
Vermont Dept. of Health: ID# VT-2006
Virginia Certification #: 460132
Washington Certification #: C847
West Virginia Certification #: 233
Wisconsin Certification #: 998093910
Wyoming UST Certification #: via A2LA 2926.01
A2LA-ISO 17025 Certification #: 1461.01
A2LA-ISO 17025 Certification #: 1461.02
AIHA-LAP/LLC EMLAP Certification #:100789

Pace Analytical Services Asheville
2225 Riverside Drive, Asheville, NC 28804
Florida/NELAP Certification #: E87648
North Carolina Drinking Water Certification #: 37712
North Carolina Wastewater Certification #: 40
South Carolina Laboratory ID: 99030
South Carolina Certification #: 99030001
Virginia/VELAP Certification #: 460222

Pace Analytical Services West Columbia
106 Vantage Point Drive, West Columbia, SC 29172
Alaska Dept. of Energy Conservation, Cert# 20-002
California ELAP, cert# 3049
DoD, DoD QSM V5.4, cert# I.2224
DOE, DoD/DOE QSM V5.4, cert# I.2224.01
Florida, Dept. of Health, cert# E87653-70
Georgia, Env. Protection Division, cert# E87653
Illinois, EPA NELAP, cert# 2000552024-9
Kansas, Dept. of Health and Environment, cert# E-10417
Kentucky, Dept. for Env. Protection, UST, cert# 103582
Kentucky, Dept. for Env. Protection, cert# 98037
Louisiana, Dept. of Environmental Quality, cert# 5125
North Carolina, DEQ, Water Resources, cert# 329
New Jersey, Dept. of Env. Protection, cert# NLC 240005
Oklahoma, Dept. of Env. Quality, cert# 2023-175
Oregon, ELAP, cert# 4181-006
Pennsylvania, Dept. of Env. Protection, cert# 003
South Carolina, Dept. of Env. Services, cert# 32010001
Texas, Commission on Env. Quality, cert# TX-C24-00083
Virginia, Dept. of General Services, cert# 13080
Wisconsin, Dept. of Natural Resources, cert# 399136100

This report shall not be reproduced, except in full,
without the written consent of Pace Analytical Services, LLC.

Pace Analytical Services, LLC
9800 Kincey Ave. Suite 100
Huntersville, NC 28078
(704)875-9092

SAMPLE SUMMARY

Project: Bowen-AP1-BGWC-20
Pace Project No.: 92853441

Lab ID	Sample ID	Matrix	Date Collected	Date Received
92853441001	**BOW-BGWC-20**	Water	04/07/26 12:08	04/07/26 15:00
92853441002	**BOW-AP1-FD-01**	Water	04/07/26 00:00	04/07/26 15:00
92853441003	**BOW-AP1-FB-01**	Water	04/07/26 12:49	04/07/26 15:00
92853441004	**BOW-AP1-EB-01**	Water	04/07/26 12:44	04/07/26 15:00

This report shall not be reproduced, except in full,
without the written consent of Pace Analytical Services, LLC.

Pace Analytical Services, LLC
9800 Kincey Ave. Suite 100
Huntersville, NC 28078
(704)875-9092

SAMPLE ANALYTE COUNT

Project: Bowen-AP1-BGWC-20
Pace Project No.: 92853441

Lab ID	Sample ID	Method	Analysts	Analytes Reported	Laboratory
92853441001	**BOW-BGWC-20**	EPA 6020B	JDB, LD	1	PAN
		SM 2540C-2020	ACE	1	PASI-A
		EPA 300.0 Rev 2.1 1993	CDC	1	PASI-A
		EPA 6020B	ARB	14	PASI-WC
		EPA 6020B	ARB	14	PASI-WC
		EPA 7470A	DH	1	PASI-WC
		EPA 7470A	DH	1	PASI-WC
92853441002	**BOW-AP1-FD-01**	EPA 6020B	JDB, LD	1	PAN
		SM 2540C-2020	ACE	1	PASI-A
		EPA 300.0 Rev 2.1 1993	CDC	1	PASI-A
		EPA 6020B	ARB	13	PASI-WC
		EPA 6020B	ARB	13	PASI-WC
		EPA 7470A	DH	1	PASI-WC
		EPA 7470A	DH	1	PASI-WC
92853441003	**BOW-AP1-FB-01**	EPA 6020B	JDB	1	PAN
		SM 2540C-2020	ACE	1	PASI-A
		EPA 300.0 Rev 2.1 1993	CDC	1	PASI-A
		EPA 6020B	ARB	13	PASI-WC
		EPA 7470A	DH	1	PASI-WC
92853441004	**BOW-AP1-EB-01**	EPA 6020B	JDB	1	PAN
		SM 2540C-2020	ACE	1	PASI-A
		EPA 300.0 Rev 2.1 1993	CDC	1	PASI-A
		EPA 6020B	ARB	13	PASI-WC
		EPA 7470A	DH	1	PASI-WC

PAN = Pace National - Mt. Juliet
PASI-A = Pace Analytical Services - Asheville
PASI-WC = Pace Analytical Services - West Columbia

This report shall not be reproduced, except in full,
without the written consent of Pace Analytical Services, LLC.

Pace Analytical Services, LLC
9800 Kincey Ave. Suite 100
Huntersville, NC 28078
(704)875-9092

SUMMARY OF DETECTION

Project: Bowen-AP1-BGWC-20
Pace Project No.: 92853441

Lab Sample ID Method	Client Sample ID Parameters	Result	Units	Report Limit	Analyzed	Qualifiers
92853441001	**BOW-BGWC-20**					
EPA 6020B	Lithium, Dissolved	0.0988	mg/L	0.00200	04/19/26 19:58	
EPA 6020B	Lithium	0.0936	mg/L	0.00200	04/20/26 11:12	
SM 2540C-2020	Total Dissolved Solids	1430	mg/L	50.0	04/08/26 14:57	
EPA 6020B	Barium	0.035	mg/L	0.0050	04/21/26 13:49	
EPA 6020B	Boron	5.5	mg/L	1.0	04/22/26 15:16	M1
EPA 6020B	Calcium	329	mg/L	10.0	04/22/26 15:16	M1
EPA 6020B	Chromium	0.00032J	mg/L	0.0050	04/21/26 13:49	
EPA 6020B	Cobalt	0.00057J	mg/L	0.0050	04/21/26 13:49	
EPA 6020B	Molybdenum	0.079	mg/L	0.010	04/21/26 13:49	
EPA 6020B	Selenium	0.0011J	mg/L	0.0050	04/21/26 13:49	
EPA 6020B	Sodium	36.0	mg/L	0.40	04/21/26 13:49	M1
EPA 6020B	Thallium	0.00034J	mg/L	0.00050	04/21/26 13:49	
EPA 6020B	Barium, Dissolved	0.033	mg/L	0.0050	04/20/26 14:36	
EPA 6020B	Boron, Dissolved	5.3	mg/L	1.0	04/20/26 14:09	
EPA 6020B	Calcium, Dissolved	324	mg/L	10.0	04/20/26 14:09	
EPA 6020B	Cobalt, Dissolved	0.00054J	mg/L	0.0050	04/20/26 14:36	
EPA 6020B	Molybdenum, Dissolved	0.075	mg/L	0.010	04/20/26 14:36	
EPA 6020B	Selenium, Dissolved	0.00083J	mg/L	0.0050	04/20/26 14:36	
EPA 6020B	Sodium, Dissolved	35.5	mg/L	0.40	04/20/26 14:36	
EPA 6020B	Thallium, Dissolved	0.00030J	mg/L	0.00050	04/20/26 14:36	
92853441002	**BOW-AP1-FD-01**					
EPA 6020B	Lithium, Dissolved	0.0981	mg/L	0.00200	04/19/26 20:01	
EPA 6020B	Lithium	0.0942	mg/L	0.00200	04/20/26 11:15	
SM 2540C-2020	Total Dissolved Solids	1440	mg/L	25.0	04/08/26 14:57	
EPA 6020B	Antimony	0.00065J	mg/L	0.0020	04/21/26 14:29	
EPA 6020B	Barium	0.036	mg/L	0.0050	04/21/26 14:29	
EPA 6020B	Boron	5.5	mg/L	0.80	04/23/26 13:27	
EPA 6020B	Calcium	332	mg/L	8.0	04/23/26 13:27	
EPA 6020B	Chromium	0.00033J	mg/L	0.0050	04/21/26 14:29	
EPA 6020B	Cobalt	0.00060J	mg/L	0.0050	04/21/26 14:29	
EPA 6020B	Molybdenum	0.081	mg/L	0.010	04/21/26 14:29	
EPA 6020B	Selenium	0.0012J	mg/L	0.0050	04/21/26 14:29	
EPA 6020B	Thallium	0.00036J	mg/L	0.00050	04/21/26 14:29	
EPA 6020B	Barium, Dissolved	0.032	mg/L	0.0050	04/20/26 14:39	
EPA 6020B	Boron, Dissolved	5.6	mg/L	1.0	04/20/26 14:16	
EPA 6020B	Calcium, Dissolved	307	mg/L	10.0	04/20/26 14:16	
EPA 6020B	Cobalt, Dissolved	0.00051J	mg/L	0.0050	04/20/26 14:39	
EPA 6020B	Molybdenum, Dissolved	0.075	mg/L	0.010	04/20/26 14:39	
EPA 6020B	Selenium, Dissolved	0.00090J	mg/L	0.0050	04/20/26 14:39	
EPA 6020B	Thallium, Dissolved	0.00027J	mg/L	0.00050	04/20/26 14:39	
92853441003	**BOW-AP1-FB-01**					
EPA 6020B	Boron	0.018J	mg/L	0.040	04/22/26 15:37	
92853441004	**BOW-AP1-EB-01**					
EPA 6020B	Boron	0.010J	mg/L	0.040	04/22/26 15:41	
EPA 6020B	Chromium	0.00036J	mg/L	0.0050	04/21/26 14:39	

This report shall not be reproduced, except in full,
without the written consent of Pace Analytical Services, LLC.

Pace Analytical Services, LLC
9800 Kincey Ave. Suite 100
Huntersville, NC 28078
(704)875-9092

ANALYTICAL RESULTS

Project: Bowen-AP1-BGWC-20
Pace Project No.: 92853441

Sample: BOW-BGWC-20 **Lab ID: 92853441001** Collected: 04/07/26 12:08 Received: 04/07/26 15:00 Matrix: Water

Parameters	Results	Units	Report Limit	MDL	DF	Prepared	Analyzed	CAS No.	Qual
Metals (ICPMS) 6020B, Diss.	Analytical Method: EPA 6020B Preparation Method: 3015 Pace National - Mt. Juliet								
Lithium, Dissolved	**0.0988**	mg/L	0.00200	0.000600	1	04/13/26 17:10	04/19/26 19:58	7439-93-2	
Lithium	**0.0936**	mg/L	0.00200	0.000600	1	04/09/26 17:10	04/20/26 11:12	7439-93-2	
2540C Total Dissolved Solids	Analytical Method: SM 2540C-2020 Pace Analytical Services - Asheville								
Total Dissolved Solids	**1430**	mg/L	50.0	50.0	1		04/08/26 14:57		
300.0 IC Anions 28 Days	Analytical Method: EPA 300.0 Rev 2.1 1993 Pace Analytical Services - Asheville								
Fluoride	ND	mg/L	0.10	0.050	1		04/08/26 07:55	16984-48-8	
WC 6020B MET ICPMS	Analytical Method: EPA 6020B Preparation Method: EPA 3005A Pace Analytical Services - West Columbia								
Antimony	ND	mg/L	0.0020	0.00043	1	04/09/26 14:07	04/21/26 13:49	7440-36-0	
Arsenic	ND	mg/L	0.0020	0.00041	1	04/09/26 14:07	04/21/26 13:49	7440-38-2	
Barium	**0.035**	mg/L	0.0050	0.00056	1	04/09/26 14:07	04/21/26 13:49	7440-39-3	
Beryllium	ND	mg/L	0.00040	0.00015	1	04/09/26 14:07	04/21/26 13:49	7440-41-7	
Boron	**5.5**	mg/L	1.0	0.18	25	04/09/26 14:07	04/22/26 15:16	7440-42-8	M1
Cadmium	ND	mg/L	0.00050	0.00010	1	04/09/26 14:07	04/21/26 13:49	7440-43-9	
Calcium	**329**	mg/L	10.0	2.5	25	04/09/26 14:07	04/22/26 15:16	7440-70-2	M1
Chromium	**0.00032J**	mg/L	0.0050	0.00024	1	04/09/26 14:07	04/21/26 13:49	7440-47-3	
Cobalt	**0.00057J**	mg/L	0.0050	0.00012	1	04/09/26 14:07	04/21/26 13:49	7440-48-4	
Lead	ND	mg/L	0.0010	0.00027	1	04/09/26 14:07	04/21/26 13:49	7439-92-1	
Molybdenum	**0.079**	mg/L	0.010	0.0020	1	04/09/26 14:07	04/21/26 13:49	7439-98-7	
Selenium	**0.0011J**	mg/L	0.0050	0.00050	1	04/09/26 14:07	04/21/26 13:49	7782-49-2	
Sodium	**36.0**	mg/L	0.40	0.083	1	04/09/26 14:07	04/21/26 13:49	7440-23-5	M1
Thallium	**0.00034J**	mg/L	0.00050	0.00017	1	04/09/26 14:07	04/21/26 13:49	7440-28-0	
WC 6020B MET ICPMS Dissolved	Analytical Method: EPA 6020B Preparation Method: EPA 3005A Pace Analytical Services - West Columbia								
Antimony, Dissolved	ND	mg/L	0.0020	0.00043	1	04/09/26 14:07	04/20/26 14:36	7440-36-0	
Arsenic, Dissolved	ND	mg/L	0.0020	0.00041	1	04/09/26 14:07	04/20/26 14:36	7440-38-2	
Barium, Dissolved	**0.033**	mg/L	0.0050	0.00056	1	04/09/26 14:07	04/20/26 14:36	7440-39-3	
Beryllium, Dissolved	ND	mg/L	0.00040	0.00015	1	04/09/26 14:07	04/20/26 14:36	7440-41-7	
Boron, Dissolved	**5.3**	mg/L	1.0	0.18	25	04/09/26 14:07	04/20/26 14:09	7440-42-8	
Cadmium, Dissolved	ND	mg/L	0.00050	0.00010	1	04/09/26 14:07	04/20/26 14:36	7440-43-9	
Calcium, Dissolved	**324**	mg/L	10.0	2.5	25	04/09/26 14:07	04/20/26 14:09	7440-70-2	
Chromium, Dissolved	ND	mg/L	0.0050	0.00024	1	04/09/26 14:07	04/20/26 14:36	7440-47-3	
Cobalt, Dissolved	**0.00054J**	mg/L	0.0050	0.00012	1	04/09/26 14:07	04/20/26 14:36	7440-48-4	
Lead, Dissolved	ND	mg/L	0.0010	0.00027	1	04/09/26 14:07	04/20/26 14:36	7439-92-1	
Molybdenum, Dissolved	**0.075**	mg/L	0.010	0.0020	1	04/09/26 14:07	04/20/26 14:36	7439-98-7	
Selenium, Dissolved	**0.00083J**	mg/L	0.0050	0.00050	1	04/09/26 14:07	04/20/26 14:36	7782-49-2	
Sodium, Dissolved	**35.5**	mg/L	0.40	0.083	1	04/09/26 14:07	04/20/26 14:36	7440-23-5	
Thallium, Dissolved	**0.00030J**	mg/L	0.00050	0.00017	1	04/09/26 14:07	04/20/26 14:36	7440-28-0	

This report shall not be reproduced, except in full,
without the written consent of Pace Analytical Services, LLC.

Pace Analytical Services, LLC
9800 Kincey Ave. Suite 100
Huntersville, NC 28078
(704)875-9092

ANALYTICAL RESULTS

Project: Bowen-AP1-BGWC-20
Pace Project No.: 92853441

Sample: BOW-BGWC-20 **Lab ID: 92853441001** Collected: 04/07/26 12:08 Received: 04/07/26 15:00 Matrix: Water

Parameters	Results	Units	Report Limit	MDL	DF	Prepared	Analyzed	CAS No.	Qual
WCOL 7470 Mercury	Analytical Method: EPA 7470A Preparation Method: EPA 7470A Pace Analytical Services - West Columbia								
Mercury	ND	mg/L	0.00020	0.000091	1	04/10/26 14:20	04/11/26 15:46	7439-97-6	
WCOL 7470 Mercury, Dissolved	Analytical Method: EPA 7470A Preparation Method: EPA 7470A Pace Analytical Services - West Columbia								
Mercury, Dissolved	ND	mg/L	0.00020	0.000091	1	04/16/26 11:24	04/16/26 15:05	7439-97-6	

This report shall not be reproduced, except in full,
without the written consent of Pace Analytical Services, LLC.

Pace Analytical Services, LLC
9800 Kincey Ave. Suite 100
Huntersville, NC 28078
(704)875-9092

ANALYTICAL RESULTS

Project: Bowen-AP1-BGWC-20
Pace Project No.: 92853441

Sample: BOW-AP1-FD-01 **Lab ID: 92853441002** Collected: 04/07/26 00:00 Received: 04/07/26 15:00 Matrix: Water

Parameters	Results	Units	Report Limit	MDL	DF	Prepared	Analyzed	CAS No.	Qual
Metals (ICPMS) 6020B, Diss.	Analytical Method: EPA 6020B Preparation Method: 3015 Pace National - Mt. Juliet								
Lithium, Dissolved	**0.0981**	mg/L	0.00200	0.000600	1	04/13/26 17:10	04/19/26 20:01	7439-93-2	
Lithium	**0.0942**	mg/L	0.00200	0.000600	1	04/09/26 17:10	04/20/26 11:15	7439-93-2	
2540C Total Dissolved Solids	Analytical Method: SM 2540C-2020 Pace Analytical Services - Asheville								
Total Dissolved Solids	**1440**	mg/L	25.0	25.0	1		04/08/26 14:57		
300.0 IC Anions 28 Days	Analytical Method: EPA 300.0 Rev 2.1 1993 Pace Analytical Services - Asheville								
Fluoride	ND	mg/L	0.10	0.050	1		04/08/26 08:10	16984-48-8	
WC 6020B MET ICPMS	Analytical Method: EPA 6020B Preparation Method: EPA 3005A Pace Analytical Services - West Columbia								
Antimony	**0.00065J**	mg/L	0.0020	0.00043	1	04/09/26 14:07	04/21/26 14:29	7440-36-0	
Arsenic	ND	mg/L	0.0020	0.00041	1	04/09/26 14:07	04/21/26 14:29	7440-38-2	
Barium	**0.036**	mg/L	0.0050	0.00056	1	04/09/26 14:07	04/21/26 14:29	7440-39-3	
Beryllium	ND	mg/L	0.00040	0.00015	1	04/09/26 14:07	04/21/26 14:29	7440-41-7	
Boron	**5.5**	mg/L	0.80	0.15	20	04/09/26 14:07	04/23/26 13:27	7440-42-8	
Cadmium	ND	mg/L	0.00050	0.00010	1	04/09/26 14:07	04/21/26 14:29	7440-43-9	
Calcium	**332**	mg/L	8.0	2.0	20	04/09/26 14:07	04/23/26 13:27	7440-70-2	
Chromium	**0.00033J**	mg/L	0.0050	0.00024	1	04/09/26 14:07	04/21/26 14:29	7440-47-3	
Cobalt	**0.00060J**	mg/L	0.0050	0.00012	1	04/09/26 14:07	04/21/26 14:29	7440-48-4	
Lead	ND	mg/L	0.0010	0.00027	1	04/09/26 14:07	04/21/26 14:29	7439-92-1	
Molybdenum	**0.081**	mg/L	0.010	0.0020	1	04/09/26 14:07	04/21/26 14:29	7439-98-7	
Selenium	**0.0012J**	mg/L	0.0050	0.00050	1	04/09/26 14:07	04/21/26 14:29	7782-49-2	
Thallium	**0.00036J**	mg/L	0.00050	0.00017	1	04/09/26 14:07	04/21/26 14:29	7440-28-0	
WC 6020B MET ICPMS Dissolved	Analytical Method: EPA 6020B Preparation Method: EPA 3005A Pace Analytical Services - West Columbia								
Antimony, Dissolved	ND	mg/L	0.0020	0.00043	1	04/09/26 14:07	04/20/26 14:39	7440-36-0	
Arsenic, Dissolved	ND	mg/L	0.0020	0.00041	1	04/09/26 14:07	04/20/26 14:39	7440-38-2	
Barium, Dissolved	**0.032**	mg/L	0.0050	0.00056	1	04/09/26 14:07	04/20/26 14:39	7440-39-3	
Beryllium, Dissolved	ND	mg/L	0.00040	0.00015	1	04/09/26 14:07	04/20/26 14:39	7440-41-7	
Boron, Dissolved	**5.6**	mg/L	1.0	0.18	25	04/09/26 14:07	04/20/26 14:16	7440-42-8	
Cadmium, Dissolved	ND	mg/L	0.00050	0.00010	1	04/09/26 14:07	04/20/26 14:39	7440-43-9	
Calcium, Dissolved	**307**	mg/L	10.0	2.5	25	04/09/26 14:07	04/20/26 14:16	7440-70-2	
Chromium, Dissolved	ND	mg/L	0.0050	0.00024	1	04/09/26 14:07	04/20/26 14:39	7440-47-3	
Cobalt, Dissolved	**0.00051J**	mg/L	0.0050	0.00012	1	04/09/26 14:07	04/20/26 14:39	7440-48-4	
Lead, Dissolved	ND	mg/L	0.0010	0.00027	1	04/09/26 14:07	04/20/26 14:39	7439-92-1	
Molybdenum, Dissolved	**0.075**	mg/L	0.010	0.0020	1	04/09/26 14:07	04/20/26 14:39	7439-98-7	
Selenium, Dissolved	**0.00090J**	mg/L	0.0050	0.00050	1	04/09/26 14:07	04/20/26 14:39	7782-49-2	
Thallium, Dissolved	**0.00027J**	mg/L	0.00050	0.00017	1	04/09/26 14:07	04/20/26 14:39	7440-28-0	

This report shall not be reproduced, except in full,
without the written consent of Pace Analytical Services, LLC.

Pace Analytical Services, LLC
9800 Kincey Ave. Suite 100
Huntersville, NC 28078
(704)875-9092

ANALYTICAL RESULTS

Project: Bowen-AP1-BGWC-20
Pace Project No.: 92853441

Sample: BOW-AP1-FD-01 **Lab ID: 92853441002** Collected: 04/07/26 00:00 Received: 04/07/26 15:00 Matrix: Water

Parameters	Results	Units	Report Limit	MDL	DF	Prepared	Analyzed	CAS No.	Qual
WCOL 7470 Mercury	Analytical Method: EPA 7470A Preparation Method: EPA 7470A Pace Analytical Services - West Columbia								
Mercury	ND	mg/L	0.00020	0.000091	1	04/10/26 14:20	04/11/26 15:48	7439-97-6	
WCOL 7470 Mercury, Dissolved	Analytical Method: EPA 7470A Preparation Method: EPA 7470A Pace Analytical Services - West Columbia								
Mercury, Dissolved	ND	mg/L	0.00020	0.000091	1	04/16/26 11:24	04/16/26 15:13	7439-97-6	

This report shall not be reproduced, except in full,
without the written consent of Pace Analytical Services, LLC.

Pace Analytical Services, LLC
9800 Kincey Ave. Suite 100
Huntersville, NC 28078
(704)875-9092

ANALYTICAL RESULTS

Project: Bowen-AP1-BGWC-20
Pace Project No.: 92853441

Sample: BOW-AP1-FB-01 **Lab ID: 92853441003** Collected: 04/07/26 12:49 Received: 04/07/26 15:00 Matrix: Water

Parameters	Results	Units	Report Limit	MDL	DF	Prepared	Analyzed	CAS No.	Qual
Metals (ICPMS) 6020B	Analytical Method: EPA 6020B Preparation Method: 3015 Pace National - Mt. Juliet								
Lithium	ND	mg/L	0.00200	0.000600	1	04/09/26 17:10	04/20/26 11:18	7439-93-2	
2540C Total Dissolved Solids	Analytical Method: SM 2540C-2020 Pace Analytical Services - Asheville								
Total Dissolved Solids	ND	mg/L	25.0	25.0	1		04/08/26 14:58		
300.0 IC Anions 28 Days	Analytical Method: EPA 300.0 Rev 2.1 1993 Pace Analytical Services - Asheville								
Fluoride	ND	mg/L	0.10	0.050	1		04/08/26 01:20	16984-48-8	
WC 6020B MET ICPMS	Analytical Method: EPA 6020B Preparation Method: EPA 3005A Pace Analytical Services - West Columbia								
Antimony	ND	mg/L	0.0020	0.00043	1	04/09/26 14:07	04/21/26 14:36	7440-36-0	
Arsenic	ND	mg/L	0.0020	0.00041	1	04/09/26 14:07	04/21/26 14:36	7440-38-2	
Barium	ND	mg/L	0.0050	0.00056	1	04/09/26 14:07	04/21/26 14:36	7440-39-3	
Beryllium	ND	mg/L	0.00040	0.00015	1	04/09/26 14:07	04/21/26 14:36	7440-41-7	
Boron	**0.018J**	mg/L	0.040	0.0073	1	04/09/26 14:07	04/22/26 15:37	7440-42-8	
Cadmium	ND	mg/L	0.00050	0.00010	1	04/09/26 14:07	04/21/26 14:36	7440-43-9	
Calcium	ND	mg/L	0.40	0.10	1	04/09/26 14:07	04/21/26 14:36	7440-70-2	
Chromium	ND	mg/L	0.0050	0.00024	1	04/09/26 14:07	04/21/26 14:36	7440-47-3	
Cobalt	ND	mg/L	0.0050	0.00012	1	04/09/26 14:07	04/21/26 14:36	7440-48-4	
Lead	ND	mg/L	0.0010	0.00027	1	04/09/26 14:07	04/21/26 14:36	7439-92-1	
Molybdenum	ND	mg/L	0.010	0.0020	1	04/09/26 14:07	04/21/26 14:36	7439-98-7	
Selenium	ND	mg/L	0.0050	0.00050	1	04/09/26 14:07	04/21/26 14:36	7782-49-2	
Thallium	ND	mg/L	0.00050	0.00017	1	04/09/26 14:07	04/21/26 14:36	7440-28-0	
WCOL 7470 Mercury	Analytical Method: EPA 7470A Preparation Method: EPA 7470A Pace Analytical Services - West Columbia								
Mercury	ND	mg/L	0.00020	0.000091	1	04/10/26 14:20	04/11/26 15:51	7439-97-6	

This report shall not be reproduced, except in full,
without the written consent of Pace Analytical Services, LLC.

Pace Analytical Services, LLC
9800 Kincey Ave. Suite 100
Huntersville, NC 28078
(704)875-9092

ANALYTICAL RESULTS

Project: Bowen-AP1-BGWC-20
Pace Project No.: 92853441

Sample: BOW-AP1-EB-01 **Lab ID: 92853441004** Collected: 04/07/26 12:44 Received: 04/07/26 15:00 Matrix: Water

Parameters	Results	Units	Report Limit	MDL	DF	Prepared	Analyzed	CAS No.	Qual
Metals (ICPMS) 6020B	Analytical Method: EPA 6020B Preparation Method: 3015 Pace National - Mt. Juliet								
Lithium	ND	mg/L	0.00200	0.000600	1	04/09/26 17:10	04/20/26 11:21	7439-93-2	
2540C Total Dissolved Solids	Analytical Method: SM 2540C-2020 Pace Analytical Services - Asheville								
Total Dissolved Solids	ND	mg/L	25.0	25.0	1		04/08/26 14:58		
300.0 IC Anions 28 Days	Analytical Method: EPA 300.0 Rev 2.1 1993 Pace Analytical Services - Asheville								
Fluoride	ND	mg/L	0.10	0.050	1		04/08/26 01:35	16984-48-8	
WC 6020B MET ICPMS	Analytical Method: EPA 6020B Preparation Method: EPA 3005A Pace Analytical Services - West Columbia								
Antimony	ND	mg/L	0.0020	0.00043	1	04/09/26 14:07	04/21/26 14:39	7440-36-0	
Arsenic	ND	mg/L	0.0020	0.00041	1	04/09/26 14:07	04/21/26 14:39	7440-38-2	
Barium	ND	mg/L	0.0050	0.00056	1	04/09/26 14:07	04/21/26 14:39	7440-39-3	
Beryllium	ND	mg/L	0.00040	0.00015	1	04/09/26 14:07	04/21/26 14:39	7440-41-7	
Boron	**0.010J**	mg/L	0.040	0.0073	1	04/09/26 14:07	04/22/26 15:41	7440-42-8	
Cadmium	ND	mg/L	0.00050	0.00010	1	04/09/26 14:07	04/21/26 14:39	7440-43-9	
Calcium	ND	mg/L	0.40	0.10	1	04/09/26 14:07	04/21/26 14:39	7440-70-2	
Chromium	**0.00036J**	mg/L	0.0050	0.00024	1	04/09/26 14:07	04/21/26 14:39	7440-47-3	
Cobalt	ND	mg/L	0.0050	0.00012	1	04/09/26 14:07	04/21/26 14:39	7440-48-4	
Lead	ND	mg/L	0.0010	0.00027	1	04/09/26 14:07	04/21/26 14:39	7439-92-1	
Molybdenum	ND	mg/L	0.010	0.0020	1	04/09/26 14:07	04/21/26 14:39	7439-98-7	
Selenium	ND	mg/L	0.0050	0.00050	1	04/09/26 14:07	04/21/26 14:39	7782-49-2	
Thallium	ND	mg/L	0.00050	0.00017	1	04/09/26 14:07	04/21/26 14:39	7440-28-0	
WCOL 7470 Mercury	Analytical Method: EPA 7470A Preparation Method: EPA 7470A Pace Analytical Services - West Columbia								
Mercury	ND	mg/L	0.00020	0.000091	1	04/10/26 14:20	04/11/26 15:53	7439-97-6	

This report shall not be reproduced, except in full,
without the written consent of Pace Analytical Services, LLC.

Pace Analytical Services, LLC
9800 Kincey Ave. Suite 100
Huntersville, NC 28078
(704)875-9092

QUALITY CONTROL DATA

Project: Bowen-AP1-BGWC-20
Pace Project No.: 92853441

QC Batch: 2729933
QC Batch Method: 3015
Analysis Method: EPA 6020B
Analysis Description: Metals (ICPMS) 6020B
Laboratory: Pace National - Mt. Juliet
Associated Lab Samples: 92853441001, 92853441002, 92853441003, 92853441004

METHOD BLANK: R4363228-1 Matrix: Water
Associated Lab Samples: 92853441001, 92853441002, 92853441003, 92853441004

Parameter	Units	Blank Result	Reporting Limit	MDL	Analyzed	Qualifiers
Lithium	mg/L	ND	0.00200	0.000600	04/20/26 10:02	

LABORATORY CONTROL SAMPLE: R4363228-2

Parameter	Units	Spike Conc.	LCS Result	LCS % Rec	% Rec Limits	Qualifiers
Lithium	mg/L	0.0500	0.0530	106	80.0-120	

MATRIX SPIKE & MATRIX SPIKE DUPLICATE: R4363228-4 R4363228-5

Parameter	Units	L1961658-04 Result	MS Spike Conc.	MSD Spike Conc.	MS Result	MSD Result	MS % Rec	MSD % Rec	% Rec Limits	RPD	Max RPD	Qual
Lithium	mg/L	0.0823	0.0500	0.0500	0.135	0.136	105	107	75.0-125	0.607	20	

Results presented on this page are in the units indicated by the "Units" column except where an alternate unit is presented to the right of the result.

REPORT OF LABORATORY ANALYSIS

This report shall not be reproduced, except in full,
without the written consent of Pace Analytical Services, LLC.

Pace Analytical Services, LLC
9800 Kincey Ave. Suite 100
Huntersville, NC 28078
(704)875-9092

QUALITY CONTROL DATA

Project: Bowen-AP1-BGWC-20
Pace Project No.: 92853441

QC Batch: 2730852
QC Batch Method: 3015
Analysis Method: EPA 6020B
Analysis Description: Metals (ICPMS) 6020B
Laboratory: Pace National - Mt. Juliet

Associated Lab Samples:

METHOD BLANK: R4363048-1 Matrix: Water
Associated Lab Samples: 92853441001, 92853441002

Parameter	Units	Blank Result	Reporting Limit	MDL	Analyzed	Qualifiers
Lithium	mg/L	0.000895J	0.00200	0.000600	04/19/26 19:08	J

LABORATORY CONTROL SAMPLE: R4363048-2

Parameter	Units	Spike Conc.	LCS Result	LCS % Rec	% Rec Limits	Qualifiers
Lithium	mg/L	0.0500	0.0530	106	80.0-120	

MATRIX SPIKE & MATRIX SPIKE DUPLICATE: R4363048-4 R4363048-5

Parameter	Units	L1961463-21 Result	MS Spike Conc.	MSD Spike Conc.	MS Result	MSD Result	MS % Rec	MSD % Rec	% Rec Limits	RPD	Max RPD	Qual
Lithium	mg/L	0.0811	0.0500	0.0500	0.130	0.130	98.6	97.1	75.0-125	0.571	20	

Results presented on this page are in the units indicated by the "Units" column except where an alternate unit is presented to the right of the result.

REPORT OF LABORATORY ANALYSIS

This report shall not be reproduced, except in full,
without the written consent of Pace Analytical Services, LLC.

Pace Analytical Services, LLC
9800 Kincey Ave. Suite 100
Huntersville, NC 28078
(704)875-9092

QUALITY CONTROL DATA

Project: Bowen-AP1-BGWC-20
Pace Project No.: 92853441

QC Batch: 1002083
QC Batch Method: SM 2540C-2020
Analysis Method: SM 2540C-2020
Analysis Description: 2540C Total Dissolved Solids
Laboratory: Pace Analytical Services - Asheville
Associated Lab Samples: 92853441001, 92853441002, 92853441003, 92853441004

METHOD BLANK: 5152122 Matrix: Water
Associated Lab Samples: 92853441001, 92853441002, 92853441003, 92853441004

Parameter	Units	Blank Result	Reporting Limit	MDL	Analyzed	Qualifiers
Total Dissolved Solids	mg/L	ND	2.5	2.5	04/08/26 14:56	

LABORATORY CONTROL SAMPLE: 5152123

Parameter	Units	Spike Conc.	LCS Result	LCS % Rec	% Rec Limits	Qualifiers
Total Dissolved Solids	mg/L	250	242	97	90-110	

SAMPLE DUPLICATE: 5152124

Parameter	Units	92853322003 Result	Dup Result	RPD	Max RPD	Qualifiers
Total Dissolved Solids	mg/L	217	218	0	25	

SAMPLE DUPLICATE: 5152125

Parameter	Units	92853441004 Result	Dup Result	RPD	Max RPD	Qualifiers
Total Dissolved Solids	mg/L	ND	ND		25	

Results presented on this page are in the units indicated by the "Units" column except where an alternate unit is presented to the right of the result.

REPORT OF LABORATORY ANALYSIS

This report shall not be reproduced, except in full,
without the written consent of Pace Analytical Services, LLC.

Pace Analytical Services, LLC
9800 Kincey Ave. Suite 100
Huntersville, NC 28078
(704)875-9092

QUALITY CONTROL DATA

Project: Bowen-AP1-BGWC-20
Pace Project No.: 92853441

QC Batch: 1001977
QC Batch Method: EPA 300.0 Rev 2.1 1993
Analysis Method: EPA 300.0 Rev 2.1 1993
Analysis Description: 300.0 IC Anions
Laboratory: Pace Analytical Services - Asheville
Associated Lab Samples: 92853441001, 92853441002, 92853441003, 92853441004

METHOD BLANK: 5151881 Matrix: Water
Associated Lab Samples: 92853441001, 92853441002, 92853441003, 92853441004

Parameter	Units	Blank Result	Reporting Limit	MDL	Analyzed	Qualifiers
Fluoride	mg/L	ND	0.10	0.050	04/07/26 21:53	

LABORATORY CONTROL SAMPLE: 5151882

Parameter	Units	Spike Conc.	LCS Result	LCS % Rec	% Rec Limits	Qualifiers
Fluoride	mg/L	2.5	2.6	104	90-110	

MATRIX SPIKE & MATRIX SPIKE DUPLICATE: 5151883 5151884

Parameter	Units	92853365001 Result	MS Spike Conc.	MSD Spike Conc.	MS Result	MSD Result	MS % Rec	MSD % Rec	% Rec Limits	RPD	Max RPD	Qual
Fluoride	mg/L	0.20	2.5	2.5	2.6	2.6	95	98	90-110	3	10	

MATRIX SPIKE & MATRIX SPIKE DUPLICATE: 5151885 5151886

Parameter	Units	92853321001 Result	MS Spike Conc.	MSD Spike Conc.	MS Result	MSD Result	MS % Rec	MSD % Rec	% Rec Limits	RPD	Max RPD	Qual
Fluoride	mg/L	ND	2.5	2.5	2.4	2.5	93	100	90-110	6	10	

Results presented on this page are in the units indicated by the "Units" column except where an alternate unit is presented to the right of the result.

This report shall not be reproduced, except in full,
without the written consent of Pace Analytical Services, LLC.

Pace Analytical Services, LLC
9800 Kincey Ave. Suite 100
Huntersville, NC 28078
(704)875-9092

QUALITY CONTROL DATA

Project: Bowen-AP1-BGWC-20
Pace Project No.: 92853441

QC Batch: 1002222
QC Batch Method: EPA 3005A
Analysis Method: EPA 6020B
Analysis Description: WC 6020B MET
Laboratory: Pace Analytical Services - West Columbia
Associated Lab Samples: 92853441001, 92853441002, 92853441003, 92853441004

METHOD BLANK: 5152963
Matrix: Water
Associated Lab Samples: 92853441001, 92853441002, 92853441003, 92853441004

Parameter	Units	Blank Result	Reporting Limit	MDL	Analyzed	Qualifiers
Antimony	mg/L	ND	0.0020	0.00043	04/21/26 13:42	
Arsenic	mg/L	ND	0.0020	0.00041	04/21/26 13:42	
Barium	mg/L	ND	0.0050	0.00056	04/21/26 13:42	
Beryllium	mg/L	ND	0.00040	0.00015	04/21/26 13:42	
Boron	mg/L	ND	0.040	0.0073	04/22/26 15:09	
Cadmium	mg/L	ND	0.00050	0.00010	04/21/26 13:42	
Calcium	mg/L	ND	0.40	0.10	04/21/26 13:42	
Chromium	mg/L	ND	0.0050	0.00024	04/21/26 13:42	
Cobalt	mg/L	ND	0.0050	0.00012	04/21/26 13:42	
Lead	mg/L	ND	0.0010	0.00027	04/21/26 13:42	
Molybdenum	mg/L	ND	0.010	0.0020	04/21/26 13:42	
Selenium	mg/L	ND	0.0050	0.00050	04/21/26 13:42	
Sodium	mg/L	ND	0.40	0.083	04/21/26 13:42	
Thallium	mg/L	ND	0.00050	0.00017	04/21/26 13:42	

LABORATORY CONTROL SAMPLE: 5152964

Parameter	Units	Spike Conc.	LCS Result	LCS % Rec	% Rec Limits	Qualifiers
Antimony	mg/L	0.1	0.10	105	80-120	
Arsenic	mg/L	0.1	0.10	105	80-120	
Barium	mg/L	0.1	0.10	103	80-120	
Beryllium	mg/L	0.1	0.11	107	80-120	
Boron	mg/L	0.1	0.11	108	80-120	
Cadmium	mg/L	0.1	0.10	103	80-120	
Calcium	mg/L	1	1.1	108	80-120	
Chromium	mg/L	0.1	0.10	103	80-120	
Cobalt	mg/L	0.1	0.11	106	80-120	
Lead	mg/L	0.1	0.11	107	80-120	
Molybdenum	mg/L	0.1	0.10	102	80-120	
Selenium	mg/L	0.1	0.10	104	80-120	
Sodium	mg/L	1	1.1	113	80-120	
Thallium	mg/L	0.1	0.10	104	80-120	

Results presented on this page are in the units indicated by the "Units" column except where an alternate unit is presented to the right of the result.

This report shall not be reproduced, except in full,
without the written consent of Pace Analytical Services, LLC.

Pace Analytical Services, LLC
9800 Kincey Ave. Suite 100
Huntersville, NC 28078
(704)875-9092

QUALITY CONTROL DATA

Project: Bowen-AP1-BGWC-20
Pace Project No.: 92853441

MATRIX SPIKE & MATRIX SPIKE DUPLICATE: 5152965 5152966

Parameter	Units	92853441001 Result	MS Spike Conc.	MSD Spike Conc.	MS Result	MSD Result	MS % Rec	MSD % Rec	% Rec Limits	RPD	Max RPD	Qual
Antimony	mg/L	ND	0.1	0.1	0.10	0.10	104	103	75-125	1	20	
Arsenic	mg/L	ND	0.1	0.1	0.11	0.10	106	104	75-125	2	20	
Barium	mg/L	0.033	0.1	0.1	0.13	0.13	100	99	75-125	1	20	
Beryllium	mg/L	ND	0.1	0.1	0.10	0.10	102	101	75-125	1	20	
Boron	mg/L	5.5	0.1	0.1	5.8	5.8	354	339	75-125	0	20	M1
Cadmium	mg/L	ND	0.1	0.1	0.099	0.098	99	98	75-125	1	20	
Calcium	mg/L	329	1	1	337	333	796	419	75-125	1	20	M1
Chromium	mg/L	ND	0.1	0.1	0.10	0.099	100	99	75-125	1	20	
Cobalt	mg/L	0.00054J	0.1	0.1	0.10	0.10	102	100	75-125	2	20	
Lead	mg/L	ND	0.1	0.1	0.10	0.099	100	99	75-125	1	20	
Molybdenum	mg/L	0.075	0.1	0.1	0.18	0.18	100	100	75-125	0	20	
Selenium	mg/L	0.00083J	0.1	0.1	0.11	0.10	104	102	75-125	2	20	
Sodium	mg/L	35.5	1	1	36.5	37.0	50	95	75-125	1	20	M1
Thallium	mg/L	0.00030J	0.1	0.1	0.099	0.10	99	100	75-125	1	20	

Results presented on this page are in the units indicated by the "Units" column except where an alternate unit is presented to the right of the result.

This report shall not be reproduced, except in full,
without the written consent of Pace Analytical Services, LLC.

Pace Analytical Services, LLC
9800 Kincey Ave. Suite 100
Huntersville, NC 28078
(704)875-9092

QUALITY CONTROL DATA

Project: Bowen-AP1-BGWC-20
Pace Project No.: 92853441

QC Batch: 1002230
QC Batch Method: EPA 3005A
Analysis Method: EPA 6020B
Analysis Description: WC 6020B MET Dissolved
Laboratory: Pace Analytical Services - West Columbia
Associated Lab Samples: 92853441001, 92853441002

METHOD BLANK: 5153020
Matrix: Water
Associated Lab Samples: 92853441001, 92853441002

Parameter	Units	Blank Result	Reporting Limit	MDL	Analyzed	Qualifiers
Antimony, Dissolved	mg/L	ND	0.0020	0.00043	04/20/26 13:59	
Arsenic, Dissolved	mg/L	ND	0.0020	0.00041	04/20/26 13:59	
Barium, Dissolved	mg/L	ND	0.0050	0.00056	04/20/26 13:59	
Beryllium, Dissolved	mg/L	ND	0.00040	0.00015	04/20/26 13:59	
Boron, Dissolved	mg/L	ND	0.040	0.0073	04/20/26 13:59	
Cadmium, Dissolved	mg/L	ND	0.00050	0.00010	04/20/26 13:59	
Calcium, Dissolved	mg/L	ND	0.40	0.10	04/20/26 13:59	
Chromium, Dissolved	mg/L	ND	0.0050	0.00024	04/20/26 13:59	
Cobalt, Dissolved	mg/L	ND	0.0050	0.00012	04/20/26 13:59	
Lead, Dissolved	mg/L	ND	0.0010	0.00027	04/20/26 13:59	
Molybdenum, Dissolved	mg/L	ND	0.010	0.0020	04/20/26 13:59	
Selenium, Dissolved	mg/L	ND	0.0050	0.00050	04/20/26 13:59	
Sodium, Dissolved	mg/L	ND	0.40	0.083	04/20/26 13:59	
Thallium, Dissolved	mg/L	ND	0.00050	0.00017	04/20/26 13:59	

LABORATORY CONTROL SAMPLE & LCSD: 5153021 5153022

Parameter	Units	Spike Conc.	LCS Result	LCSD Result	LCS % Rec	LCSD % Rec	% Rec Limits	RPD	Max RPD	Qualifiers
Antimony, Dissolved	mg/L	0.1	0.11	0.10	105	104	80-120	1	20	
Arsenic, Dissolved	mg/L	0.1	0.10	0.11	104	105	80-120	1	20	
Barium, Dissolved	mg/L	0.1	0.10	0.10	103	103	80-120	1	20	
Beryllium, Dissolved	mg/L	0.1	0.10	0.11	105	106	80-120	1	20	
Boron, Dissolved	mg/L	0.1	0.10	0.11	103	106	80-120	2	20	
Cadmium, Dissolved	mg/L	0.1	0.10	0.10	103	102	80-120	1	20	
Calcium, Dissolved	mg/L	1	1.1	1.1	107	108	80-120	0	20	
Chromium, Dissolved	mg/L	0.1	0.10	0.10	102	103	80-120	1	20	
Cobalt, Dissolved	mg/L	0.1	0.11	0.11	106	107	80-120	1	20	
Lead, Dissolved	mg/L	0.1	0.11	0.11	111	110	80-120	0	20	
Molybdenum, Dissolved	mg/L	0.1	0.10	0.099	100	99	80-120	1	20	
Selenium, Dissolved	mg/L	0.1	0.10	0.10	104	105	80-120	0	20	
Sodium, Dissolved	mg/L	1	1.0	1.0	104	104	80-120	0	20	
Thallium, Dissolved	mg/L	0.1	0.10	0.11	102	108	80-120	6	20	

Results presented on this page are in the units indicated by the "Units" column except where an alternate unit is presented to the right of the result.

This report shall not be reproduced, except in full,
without the written consent of Pace Analytical Services, LLC.

Pace Analytical Services, LLC
9800 Kincey Ave. Suite 100
Huntersville, NC 28078
(704)875-9092

QUALITY CONTROL DATA

Project: Bowen-AP1-BGWC-20
Pace Project No.: 92853441

QC Batch: 1002626
QC Batch Method: EPA 7470A
Analysis Method: EPA 7470A
Analysis Description: WCOL 7470 Mercury
Laboratory: Pace Analytical Services - West Columbia
Associated Lab Samples: 92853441001, 92853441002, 92853441003, 92853441004

METHOD BLANK: 5155441 Matrix: Water
Associated Lab Samples: 92853441001, 92853441002, 92853441003, 92853441004

Parameter	Units	Blank Result	Reporting Limit	MDL	Analyzed	Qualifiers
Mercury	mg/L	ND	0.00020	0.000091	04/11/26 15:13	

LABORATORY CONTROL SAMPLE: 5155442

Parameter	Units	Spike Conc.	LCS Result	LCS % Rec	% Rec Limits	Qualifiers
Mercury	mg/L	0.002	0.0019	95	80-120	

MATRIX SPIKE & MATRIX SPIKE DUPLICATE: 5155445 5155446

Parameter	Units	92853806004 Result	MS Spike Conc.	MSD Spike Conc.	MS Result	MSD Result	MS % Rec	MSD % Rec	% Rec Limits	RPD	Max RPD	Qual
Mercury	mg/L	ND	0.002	0.002	0.0019	0.0018	93	92	80-120	1	20	

Results presented on this page are in the units indicated by the "Units" column except where an alternate unit is presented to the right of the result.

REPORT OF LABORATORY ANALYSIS

This report shall not be reproduced, except in full,
without the written consent of Pace Analytical Services, LLC.

Pace Analytical Services, LLC
9800 Kincey Ave. Suite 100
Huntersville, NC 28078
(704)875-9092

QUALITY CONTROL DATA

Project: Bowen-AP1-BGWC-20
Pace Project No.: 92853441

QC Batch: 1003851
QC Batch Method: EPA 7470A
Analysis Method: EPA 7470A
Analysis Description: WCOL 7470 Mercury, Dissolved
Laboratory: Pace Analytical Services - West Columbia
Associated Lab Samples: 92853441001, 92853441002

METHOD BLANK: 5161174
Matrix: Water
Associated Lab Samples: 92853441001, 92853441002

Parameter	Units	Blank Result	Reporting Limit	MDL	Analyzed	Qualifiers
Mercury, Dissolved	mg/L	ND	0.00020	0.000091	04/16/26 15:00	

LABORATORY CONTROL SAMPLE: 5161175

Parameter	Units	Spike Conc.	LCS Result	LCS % Rec	% Rec Limits	Qualifiers
Mercury, Dissolved	mg/L	0.002	0.0020	99	80-120	

MATRIX SPIKE & MATRIX SPIKE DUPLICATE: 5161176 5161177

Parameter	Units	92853441001 Result	MS Spike Conc.	MSD Spike Conc.	MS Result	MSD Result	MS % Rec	MSD % Rec	% Rec Limits	RPD	Max RPD	Qual
Mercury, Dissolved	mg/L	ND	0.002	0.002	0.0018	0.0017	90	85	80-120	7	20	

Results presented on this page are in the units indicated by the "Units" column except where an alternate unit is presented to the right of the result.

REPORT OF LABORATORY ANALYSIS

This report shall not be reproduced, except in full,
without the written consent of Pace Analytical Services, LLC.

Pace Analytical Services, LLC
9800 Kincey Ave. Suite 100
Huntersville, NC 28078
(704)875-9092

QUALIFIERS

Project: Bowen-AP1-BGWC-20
Pace Project No.: 92853441

DEFINITIONS

DF - Dilution Factor, if reported, represents the factor applied to the reported data due to dilution of the sample aliquot.

ND - Not Detected at or above adjusted reporting limit.

TNTC - Too Numerous To Count

J - Estimated concentration above the adjusted method detection limit and below the adjusted reporting limit.

MDL - Adjusted Method Detection Limit.

PQL - Practical Quantitation Limit.

RL - Reporting Limit - The lowest concentration value that meets project requirements for quantitative data with known precision and bias for a specific analyte in a specific matrix.

S - Surrogate

1,2-Diphenylhydrazine decomposes to and cannot be separated from Azobenzene using Method 8270. The result for each analyte is a combined concentration.

Consistent with EPA guidelines, unrounded data are displayed and have been used to calculate % recovery and RPD values.

LCS(D) - Laboratory Control Sample (Duplicate)

MS(D) - Matrix Spike (Duplicate)

DUP - Sample Duplicate

RPD - Relative Percent Difference

NC - Not Calculable.

SG - Silica Gel - Clean-Up

U - Indicates the compound was analyzed for, but not detected.

Acid preservation may not be appropriate for 2 Chloroethylvinyl ether.

A separate vial preserved to a pH of 4-5 is recommended in SW846 Chapter 4 for the analysis of Acrolein and Acrylonitrile by EPA Method 8260.

N-Nitrosodiphenylamine decomposes and cannot be separated from Diphenylamine using Method 8270. The result reported for each analyte is a combined concentration.

Reported results are not rounded until the final step prior to reporting. Therefore, calculated parameters that are typically reported as "Total" may vary slightly from the sum of the reported component parameters.

Pace Analytical is TNI accredited. Contact your Pace PM for the current list of accredited analytes.

TNI - The NELAC Institute.

WORKORDER QUALIFIERS

WO: 92853441

[1]	GEOSYNTEC
[2]	DO NOT DILUTE. MUST MEET REPORTING LIMITS. LET PM KNOW FIRST IF THERE ARE ISSUES.

ANALYTE QUALIFIERS

J	Analyte detected below the reporting limit, therefore result is an estimate. This qualifier is also used for all TICs.
M1	Matrix spike recovery exceeded QC limits. Batch accepted based on laboratory control sample (LCS) recovery.

This report shall not be reproduced, except in full,
without the written consent of Pace Analytical Services, LLC.

Pace Analytical Services, LLC
9800 Kincey Ave. Suite 100
Huntersville, NC 28078
(704)875-9092

QUALITY CONTROL DATA CROSS REFERENCE TABLE

Project: Bowen-AP1-BGWC-20
Pace Project No.: 92853441

Lab ID	Sample ID	QC Batch Method	QC Batch	Analytical Method	Analytical Batch
92853441001	**BOW-BGWC-20**	3015	2729933	EPA 6020B	2729933
92853441001	**BOW-BGWC-20**	3015	2730852	EPA 6020B	2730852
92853441002	**BOW-AP1-FD-01**	3015	2729933	EPA 6020B	2729933
92853441002	**BOW-AP1-FD-01**	3015	2730852	EPA 6020B	2730852
92853441003	**BOW-AP1-FB-01**	3015	2729933	EPA 6020B	2729933
92853441004	**BOW-AP1-EB-01**	3015	2729933	EPA 6020B	2729933
92853441001	**BOW-BGWC-20**	SM 2540C-2020	1002083		
92853441002	**BOW-AP1-FD-01**	SM 2540C-2020	1002083		
92853441003	**BOW-AP1-FB-01**	SM 2540C-2020	1002083		
92853441004	**BOW-AP1-EB-01**	SM 2540C-2020	1002083		
92853441001	**BOW-BGWC-20**	EPA 300.0 Rev 2.1 1993	1001977		
92853441002	**BOW-AP1-FD-01**	EPA 300.0 Rev 2.1 1993	1001977		
92853441003	**BOW-AP1-FB-01**	EPA 300.0 Rev 2.1 1993	1001977		
92853441004	**BOW-AP1-EB-01**	EPA 300.0 Rev 2.1 1993	1001977		
92853441001	**BOW-BGWC-20**	EPA 3005A	1002222	EPA 6020B	1003430
92853441002	**BOW-AP1-FD-01**	EPA 3005A	1002222	EPA 6020B	1003430
92853441003	**BOW-AP1-FB-01**	EPA 3005A	1002222	EPA 6020B	1003430
92853441004	**BOW-AP1-EB-01**	EPA 3005A	1002222	EPA 6020B	1003430
92853441001	**BOW-BGWC-20**	EPA 3005A	1002230	EPA 6020B	1003428
92853441002	**BOW-AP1-FD-01**	EPA 3005A	1002230	EPA 6020B	1003428
92853441001	**BOW-BGWC-20**	EPA 7470A	1002626	EPA 7470A	1003025
92853441002	**BOW-AP1-FD-01**	EPA 7470A	1002626	EPA 7470A	1003025
92853441003	**BOW-AP1-FB-01**	EPA 7470A	1002626	EPA 7470A	1003025
92853441004	**BOW-AP1-EB-01**	EPA 7470A	1002626	EPA 7470A	1003025
92853441001	**BOW-BGWC-20**	EPA 7470A	1003851	EPA 7470A	1004293
92853441002	**BOW-AP1-FD-01**	EPA 7470A	1003851	EPA 7470A	1004293

This report shall not be reproduced, except in full,
without the written consent of Pace Analytical Services, LLC.

Pace	DC#_Title: ENV-FRM-HUN1-0083 v05_Sample Condition Upon Receipt
	Effective Date: 05/24/2024

Laboratory receiving samples:

Asheville ☐ Eden ☐ Greenwood ☐ Huntersville ☐ Raleigh ☐ Mechanicsville ☐ Atlanta ☑ Kernersville ☐

Sample Condition Upon Receipt

Client Name: Georgia Power

Project #:

WO# : 92853441

92853441

Courier: ☐ Commercial ☐ Fed Ex ☐ UPS ☐ USPS ☑ Client ☐ Pace ☐ Other:

Custody Seal Present? ☐ Yes ☑ No **Seals Intact?** ☐ Yes ☐ No ☑ N/A

Date/Initials Person Examining Contents: 4/7/26 CJH

Packing Material: ☐ Bubble Wrap ☐ Bubble Bags ☑ None ☐ Other

Biological Tissue Frozen? ☐ Yes ☐ No ☐ N/A

Thermometer: ☑ IR Gun ID: 083

Type of Ice: ☑ Wet ☐ Blue ☐ None

Cooler Temp: 5.6 **Correction Factor:** Add/Subtract (°C) 0.0

Temp should be above freezing to 6°C

☐ Samples out of temp criteria. Samples on ice, cooling process has begun

Cooler Temp Corrected (°C): 5.6

USDA Regulated Soil (☐ N/A, water sample)

Did samples originate in a quarantine zone within the United States: CA, NY, or SC (check maps)? ☐ Yes ☐ No

Did samples originate from a foreign source (internationally, including Hawaii and Puerto Rico)? ☐ Yes ☐ No

				Comments/Discrepancy:
Chain of Custody Present?	☑ Yes	☐ No	☐ N/A	1.
Samples Arrived within Hold Time?	☑ Yes	☐ No	☐ N/A	2.
Short Hold Time Analysis (<72 hr.)?	☐ Yes	☑ No	☐ N/A	3.
Rush Turn Around Time Requested?	☐ Yes	☑ No	☐ N/A	4.
Sufficient Volume?	☑ Yes	☐ No	☐ N/A	5.
Correct Containers Used?	☑ Yes	☐ No	☐ N/A	6.
-Pace Containers Used?	☑ Yes	☐ No	☐ N/A	
Containers Intact?	☑ Yes	☐ No	☐ N/A	7.
Dissolved analysis: Samples Field Filtered?	☑ Yes	☐ No	☐ N/A	8.
Sample Labels Match COC? -Includes Date/Time/ID/Analysis Matrix: W	☑ Yes	☐ No	☐ N/A	9.
Headspace in VOA Vials (>5-6mm)?	☐ Yes	☐ No	☑ N/A	10.
Trip Blank Present?	☐ Yes	☐ No	☑ N/A	11.
Trip Blank Custody Seals Present?	☐ Yes	☐ No	☑ N/A	

COMMENTS/SAMPLE DISCREPANCY

Field Data Required? ☐ Yes ☐ No

Lot ID of split containers:

CLIENT NOTIFICATION/RESOLUTION

Person contacted: Date/Time:

Project Manager SCURF Review: **Date:**

Project Manager SRF Review: **Date:**

Pace

DC#_Title: ENV-FRM-HUN1-0083 v05_Sample Condition Upon Receipt

Effective Date: 05/24/2024

*Check mark top half of box if pH and/or dechlorination is verified and within the acceptance range for preservation samples.
Exceptions: VOA, Coliform, TOC, Oil and Grease, DRO/8015 (water) DOC, LLHg
**Bottom half of box is to list number of bottles
***Check all unprecerved Nitrates for chlorine

Project # **WO#: 92853441**
PM: BV Due Date: 04/22/26
CLIENT: 92-GP-BOWLF

Laboratory Receiving Location: Asheville ☐ Eden ☐ Greenwood ☐ Huntersville ☐ Raleigh ☐ Me

Client_____ Profile/EZ (Circle one)_____ Notes_____

Item#	BP4U-125 mL Plastic Unpreserved (N/A) (Cl-)	BP3U-250 mL Plastic Unpreserved (N/A)	BP2U-500 mL Plastic Unpreserved (N/A)	BP1U-1 liter Plastic Unpreserved (N/A)	BP3F	BP4S-125 mL Plastic H2SO4 (pH < 2) (Cl-)	BP3N-250 mL plastic HNO3 (pH < 2)	BP4Z-125 mL Plastic ZN Acetate & NaOH (>9)	BP4B-125 mL Plastic NaOH (pH > 12) (Cl-)	WGFU-Wide-mouthed Glass jar Unpreserved	AG1U-1 liter Amber Unpreserved (N/A) (Cl-)	AG1H-1 liter Amber HCl (pH < 2)	AG3U-250 mL Amber Unpreserved (N/A) (Cl-)	AG1S-1 liter Amber H2SO4 (pH < 2)	AG3S-250 mL Amber H2SO4 (pH < 2)	DG9A-40 mL Amber NH4Cl (N/A)(Cl-)	DG9H-40 mL VOA HCl (N/A)	VG9T-40 mL VOA Na2S2O3 (N/A)	VG9U-40 mL VOA Unpreserved (N/A)	DG9V-40 mL VOA H3PO4 (N/A)	KP7U-50 mL Plastic Unpreserved (N/A)	V/GK (3 vials per kit)-VPH/Gas kit (N/A)	SP5T-125 mL Sterile Plastic (N/A – lab)	SP2T-250 mL Sterile Plastic (N/A – lab)		BP3R-250 mL Plastic (NH2)2SO4 (9.3-9.7)	AG0U-100 mL Amber Unpreserved (N/A) (Cl-)	VSGU-20 mL Scintillation vials (N/A)	DG9U 40 mL Amber Unpreserved vials (N/A)
CC																													
1		1	1		2		2																						
2		1	1		2		2																						
3		1	1				2																						
4		1	1				2																						
5																													
6																													
7																													
8																													
9																													
10																													
11																													
12																													

pH Adjustment Log for Preserved Samples

Sample ID	Type of Preservative	pH upon receipt	Date preservation adjusted	Time preservation adjusted	Amount of Preservative added	Lot #

Note: Whenever there is a discrepancy affecting North Carolina compliance samples, a copy of this form will be sent to the North Carolina DENR Certification Office (i.e. Out of hold, incorrect preservative, out of temp, incorrect containers.

Pace® Location Requested (City/State):
Pace Analytical Charlotte
9800 Kincey Ave. Suite 100, Huntersville, NC 28078

CHAIN-OF-CUSTODY Analytical Request Document

Chain-of-Custody is a LEGAL DOCUMENT - Complete all relevant fields

LAB USE ONLY- Affix Workorder/Login Label Here

Scan QR Code for Instructions

Company Name: Georgia Power - Bowen	Contact/Report To: Kristen Jurinko, Kevin Stephenson, Mintao Lu, Marty Crook, Jamie Newsome
Street Address: 241 Ralph McGill Blvd NE, Bin 10160, Atlanta, GA 30308	Phone #: (470) 217-0008; (404) 831-4407
	E-Mail: knjurink@southernco.com; kmstephe@southernco.com
	Cc E-Mail: Laura Midkiff, Ben Hodges, Mike Smilley, Noelia Gangi
Customer Project #:	
Project Name: Bowen AP	Invoice To: Account Payable
	Invoice Email: georgiapowerinvoices@southernco.com
Site Collection Info/Facility ID (as applicable):	Purchase Order # (if applicable): GPC82474-0007
	Quote #:
Time Zone Collected: [ ] AK [ ] PT [ ] MT [ ] CT [X] ET	County / State origin of sample(s): Georgia

Data Deliverables: [ ] Level II [ ] Level III [ ] Level IV [ ] EQuIS [ ] Other_____

Regulatory Program (DW, RCRA, etc.) as applicable: Reportable [ ] Yes [ ] No

Rush (Pre-approval required): [ ] Same Day [ ] 1 Day [ ] 2 Day [ ] 3 Day Other _____

DW PWSID # or WW Permit # as applicable:

Date Results Requested:

Field Filtered (if applicable): [X] Yes [ ] No
Analysis: Dissolved Metals

* Matrix Codes (Insert in Matrix box below): Drinking Water (DW), Ground Water (GW), Wastewater (WW), Product (P), Soil/Solid (SS), Oil (OL), Wipe (WP), Tissue (TS), Bioassay (B), Vapor (V), Surface Water (SW), Sediment (SED), Sludge (SL), Caulk (CK), Leachate (LL), Biosolid (BS), Other (OT)

Customer Sample ID	Matrix *	Comp / Grab	Composite Start Date	Composite Start Time	Collected or Composite End Date	Collected or Composite End Time	# Cont.	Res. Chlorine Result	Res. Chlorine Units	Appendix III, IV Metals (Total)	Appendix IV Metals (Dissolved)	Appendix III (Dissolved Boron)	2540C Total Dissolved Solids	300.0 Fluoride	Geochem (Sodium)					Sample Comment	Preservation non-conformance identified for sample.
Specify Container Size **										3	3	3	2	3	3						
Identify Container Preservative Type***										2	2	2	1	1	2						
BOW-BGWC-20	WG	G			4/7/26	1208	6			X	X	X	X	X	X					Diss. Metals Field Filtered	
BOW-AP1-FD-01	WG	G			4/7/26	----	6			X	X	X	X	X						Diss. Metals Field Filtered	
BOW-AP1-FB-01	WQ	G			4/7/26	1249	4			X			X	X							
BOW-AP1-EB-01	WQ	G			4/7/26	1244	4			X			X	X							

**Container Size: (1) 1L, (2) 500mL, (3) 250mL, (4) 125mL, (5) 100mL, (6) 40ml vial, (7) EnCore, (8) TerraCore, (9) 90mL, (10) Other

*** Preservative Types: (1) None, (2) HNO3, (3) H2SO4, (4) HCl, (5) NaOH, (6) Zn Acetate, (7) NaHSO4, (8) Sod. Thiosulfate, (9) Ascorbic Acid, (10) MeOH, (11) Other

Analysis Requested

Lab Use Only:
Proj. Mgr: Bonnie Vang
AcctNum / Client ID:
Table #:
Profile / Template: 16507
Prelog / Bottle Ord. ID: EZ 3393635

Additional Instructions from Pace®:
Task Code: BOW-CCR-OTH-20260407
App IV: Antimony, Arsenic, Barium, Beryllium, Cadmium, Chromium, Cobalt, Fluoride, Lead, Lithium, Mercury, Molybdenum, Selenium, Thallium
App III: Boron, Calcium, TDS
Geochemical Parameters: Sodium

Collected By: (Printed Name) William Laaker, Jay Siewert, Natalie Piparo, Ori Kimhi
Signature: EnSafe

Customer Remarks / Special Conditions / Possible Hazards:
Coolers: Thermometer ID: Correction Factor (°C): Obs. Temp (°C): Corrected Temp (°C): On Ice:

Relinquished by/Company: (Signature)	Date/Time	Received by/Company: (Signature)	Date/Time	Tracking Number:
EnSafe	4/7/26 1500	4/7/26	1500	
				Delivered by: [ ] In-Person [ ] Courier [ ] FedEx [ ] UPS [ ] Other
				Page: 1 of 1

Submitting a sample via this chain of custody constitutes acknowledgment and acceptance of the Pace® Terms and Conditions found at https://www.pacelabs.com/resource-library/resource/pace-terms-and-conditions/

Pace Analytical Services, LLC
9800 Kincey Ave. Suite 100
Huntersville, NC 28078
(704)875-9092

CERTIFICATIONS

Project: Plant Bowen AP-1st SA- RADs
Pace Project No.: 92841936

Pace Analytical Services Pennsylvania
1638 Roseytown Rd Suites 2,3&4, Greensburg, PA 15601
ANABISO/IEC 17025:2017 Rad Cert#: L24170
Alabama Certification #: 41590
Arizona Certification #: AZ0734
Arkansas Certification
California Certification #: 2950
Colorado Certification #: PA01547
Connecticut Certification #: PH-0694
EPA Region 3 DW Rad
Florida/TNI Certification #: E87683
Georgia Certification #: C040
Guam Certification
Hawaii Certification
Idaho Certification
Illinois Certification
Indiana Certification
Iowa Certification #: 391
Kansas Certification #: E-10358
Kentucky Certification #: KY90133
KY WW Permit #: KY0098221
KY WW Permit #: KY0000221
Louisiana DHH/TNI Certification #: LA010
Louisiana DEQ/TNI Certification #: 04086
Maine Certification #: 2023021
Maryland Certification #: 308
Massachusetts Certification #: M-PA1457
Michigan/PADEP Certification #: 9991
Missouri Certification #: 235
Montana Certification #: Cert0082
Nebraska Certification #: NE-OS-29-14
Nevada Certification #: PA014572023-03
New Hampshire/TNI Certification #: 297622
New Jersey/TNI Certification #: PA051
New Mexico Certification #: PA01457
New York/TNI Certification #: 10888
North Carolina Certification #: 42706
North Dakota Certification #: R-190
Ohio EPA Rad Approval: #41249
Oregon/TNI Certification #: PA200002-015
Pennsylvania/TNI Certification #: 65-00282
Puerto Rico Certification #: PA01457
Rhode Island Certification #: 65-00282
South Dakota Certification
Tennessee Certification #: TN02867
Texas/TNI Certification #: T104704188-22-18
Utah/TNI Certification #: PA014572223-14
USDA Soil Permit #: 525-23-67-77263
Vermont Dept. of Health: ID# VT-0282
Virgin Island/PADEP Certification
Virginia/VELAP Certification #: 460198
Washington Certification #: C868
West Virginia DEP Certification #: 143
West Virginia DHHR Certification #: 9964C
Wisconsin Approve List for Rad

This report shall not be reproduced, except in full,
without the written consent of Pace Analytical Services, LLC.

Pace Analytical Services, LLC
9800 Kincey Ave. Suite 100
Huntersville, NC 28078
(704)875-9092

SAMPLE SUMMARY

Project: Plant Bowen AP-1st SA- RADs
Pace Project No.: 92841936

Lab ID	Sample ID	Matrix	Date Collected	Date Received
92841936001	**BOW-BGWC-24**	Water	02/02/26 15:26	02/03/26 13:45
92841936002	**BOW-AP1-FB-01**	Water	02/02/26 16:25	02/03/26 13:45
92841936003	**BOW-AP1-EB-01**	Water	02/02/26 16:15	02/03/26 13:45
92841936004	**BOW-BGWA-29**	Water	02/05/26 12:21	02/06/26 17:20
92841936005	**BOW-BGWA-47D**	Water	02/03/26 12:10	02/06/26 17:20
92841936006	**BOW-BGWA-48D**	Water	02/03/26 15:20	02/06/26 17:20
92841936007	**BOW-BGWC-7**	Water	02/04/26 10:13	02/06/26 17:20
92841936008	**BOW-BGWC-8**	Water	02/03/26 13:20	02/06/26 17:20
92841936009	**BOW-BGWC-9**	Water	02/03/26 15:06	02/06/26 17:20
92841936010	**BOW-BGWC-10**	Water	02/04/26 10:40	02/06/26 17:20
92841936011	**BOW-BGWC-12**	Water	02/03/26 15:24	02/06/26 17:20
92841936012	**BOW-BGWC-14A**	Water	02/04/26 12:04	02/06/26 17:20
92841936013	**BOW-BGWC-16**	Water	02/04/26 11:00	02/06/26 17:20
92841936014	**BOW-BGWC-17**	Water	02/04/26 13:35	02/06/26 17:20
92841936015	**BOW-BGWC-18**	Water	02/04/26 15:20	02/06/26 17:20
92841936016	**BOW-BGWC-19**	Water	02/05/26 11:18	02/06/26 17:20
92841936017	**BOW-BGWC-20**	Water	02/05/26 14:10	02/06/26 17:20
92841936018	**BOW-BGWC-21**	Water	02/04/26 13:02	02/06/26 17:20
92841936019	**BOW-BGWC-25**	Water	02/04/26 14:50	02/06/26 17:20
92841936020	**BOW-BGWC-31**	Water	02/05/26 13:27	02/06/26 17:20
92841936021	**BOW-BGWC-34D**	Water	02/04/26 14:51	02/06/26 17:20
92841936022	**BOW-BGWC-36D**	Water	02/05/26 10:56	02/06/26 17:20
92841936023	**BOW-BGWC-40**	Water	02/05/26 14:24	02/06/26 17:20
92841936024	**BOW-BGWC-50D**	Water	02/03/26 15:16	02/06/26 17:20
92841936025	**BOW-BGWC-51**	Water	02/05/26 10:50	02/06/26 17:20
92841936026	**BOW-BGWC-52**	Water	02/05/26 13:14	02/06/26 17:20
92841936027	**BOW-BGWC-53D**	Water	02/04/26 12:03	02/06/26 17:20
92841936028	**BOW-PZ-7**	Water	02/04/26 14:46	02/06/26 17:20
92841936029	**BOW-AP1-FD-01**	Water	02/03/26 00:00	02/06/26 17:20
92841936030	**BOW-AP1-FD-02**	Water	02/04/26 00:00	02/06/26 17:20
92841936031	**BOW-AP1-FB-02**	Water	02/04/26 16:05	02/06/26 17:20
92841936032	**BOW-AP1-FB-03**	Water	02/05/26 15:30	02/06/26 17:20
92841936033	**BOW-AP1-EB-02**	Water	02/04/26 16:15	02/06/26 17:20
92841936034	**BOW-AP1-EB-03**	Water	02/05/26 15:23	02/06/26 17:20
92841936035	**BOW-AP1-FD-03**	Water	02/05/26 00:00	02/06/26 17:20
92841936036	**BOW-BGWC-30**	Water	02/09/26 11:00	02/10/26 13:35
92841936037	**BOW-BGWC-38D**	Water	02/09/26 12:03	02/10/26 13:35

This report shall not be reproduced, except in full,
without the written consent of Pace Analytical Services, LLC.

Pace Analytical Services, LLC
9800 Kincey Ave. Suite 100
Huntersville, NC 28078
(704)875-9092

SAMPLE SUMMARY

Project: Plant Bowen AP-1st SA- RADs
Pace Project No.: 92841936

Lab ID	Sample ID	Matrix	Date Collected	Date Received
92841936038	**BOW-BGWC-49D**	Water	02/09/26 12:51	02/10/26 13:35
92841936039	**BOW-AP1-FB-04**	Water	02/09/26 13:30	02/10/26 13:35
92841936040	**BOW-AP1-EB-04**	Water	02/09/26 14:30	02/10/26 13:35
92841936041	**BOW-BGWA-2**	Water	02/06/26 11:48	02/13/26 14:30
92841936042	**BOW-BGWC-23**	Water	02/06/26 11:38	02/13/26 14:30
92841936043	**BOW-BGWC-32**	Water	02/06/26 10:37	02/13/26 14:30
92841936044	**BOW-BGWC-35D**	Water	02/06/26 12:45	02/13/26 14:30
92841936045	**BOW-BGWC-43D**	Water	02/06/26 11:00	02/13/26 14:30
92841936046	**BOW-AP1-FD-04**	Water	02/10/26 00:00	02/13/26 14:30
92841936047	**BOW-BGWC-22**	Water	02/10/26 09:40	02/13/26 14:30

This report shall not be reproduced, except in full,
without the written consent of Pace Analytical Services, LLC.

Pace Analytical Services, LLC
9800 Kincey Ave. Suite 100
Huntersville, NC 28078
(704)875-9092

SAMPLE ANALYTE COUNT

Project: Plant Bowen AP-1st SA- RADs
Pace Project No.: 92841936

Lab ID	Sample ID	Method	Analysts	Analytes Reported	Laboratory
92841936001	**BOW-BGWC-24**	EPA 9315	SLC	1	PASI-PA
		EPA 9320	VAL	1	PASI-PA
		Total Radium Calculation	JAL	1	PASI-PA
92841936002	**BOW-AP1-FB-01**	EPA 9315	SLC	1	PASI-PA
		EPA 9320	VAL	1	PASI-PA
		Total Radium Calculation	JAL	1	PASI-PA
92841936003	**BOW-AP1-EB-01**	EPA 9315	SLC	1	PASI-PA
		EPA 9320	VAL	1	PASI-PA
		Total Radium Calculation	JAL	1	PASI-PA
92841936004	**BOW-BGWA-29**	EPA 9315	SLC	1	PASI-PA
		EPA 9320	JJS1	1	PASI-PA
		Total Radium Calculation	JAL	1	PASI-PA
92841936005	**BOW-BGWA-47D**	EPA 9315	SLC	1	PASI-PA
		EPA 9320	JJS1	1	PASI-PA
		Total Radium Calculation	JAL	1	PASI-PA
92841936006	**BOW-BGWA-48D**	EPA 9315	SLC	1	PASI-PA
		EPA 9320	JJS1	1	PASI-PA
		Total Radium Calculation	JAL	1	PASI-PA
92841936007	**BOW-BGWC-7**	EPA 9315	SLC	1	PASI-PA
		EPA 9320	JJS1	1	PASI-PA
		Total Radium Calculation	JAL	1	PASI-PA
92841936008	**BOW-BGWC-8**	EPA 9315	SLC	1	PASI-PA
		EPA 9320	ZPC	1	PASI-PA
		Total Radium Calculation	JAL	1	PASI-PA
92841936009	**BOW-BGWC-9**	EPA 9315	SLC	1	PASI-PA
		EPA 9320	ZPC	1	PASI-PA
		Total Radium Calculation	JAL	1	PASI-PA
92841936010	**BOW-BGWC-10**	EPA 9315	SLC	1	PASI-PA
		EPA 9320	ZPC	1	PASI-PA
		Total Radium Calculation	JAL	1	PASI-PA
92841936011	**BOW-BGWC-12**	EPA 9315	SLC	1	PASI-PA
		EPA 9320	ZPC	1	PASI-PA
		Total Radium Calculation	JAL	1	PASI-PA
92841936012	**BOW-BGWC-14A**	EPA 9315	SLC	1	PASI-PA
		EPA 9320	ZPC	1	PASI-PA
		Total Radium Calculation	JAL	1	PASI-PA
92841936013	**BOW-BGWC-16**	EPA 9315	SLC	1	PASI-PA

This report shall not be reproduced, except in full,
without the written consent of Pace Analytical Services, LLC.

Pace Analytical Services, LLC
9800 Kincey Ave. Suite 100
Huntersville, NC 28078
(704)875-9092

SAMPLE ANALYTE COUNT

Project: Plant Bowen AP-1st SA- RADs
Pace Project No.: 92841936

Lab ID	Sample ID	Method	Analysts	Analytes Reported	Laboratory
		EPA 9320	ZPC	1	PASI-PA
		Total Radium Calculation	JAL	1	PASI-PA
92841936014	**BOW-BGWC-17**	EPA 9315	SLC	1	PASI-PA
		EPA 9320	ZPC	1	PASI-PA
		Total Radium Calculation	JAL	1	PASI-PA
92841936015	**BOW-BGWC-18**	EPA 9315	SLC	1	PASI-PA
		EPA 9320	ZPC	1	PASI-PA
		Total Radium Calculation	JAL	1	PASI-PA
92841936016	**BOW-BGWC-19**	EPA 9315	SLC	1	PASI-PA
		EPA 9320	ZPC	1	PASI-PA
		Total Radium Calculation	JAL	1	PASI-PA
92841936017	**BOW-BGWC-20**	EPA 9315	SLC	1	PASI-PA
		EPA 9320	ZPC	1	PASI-PA
		Total Radium Calculation	JAL	1	PASI-PA
92841936018	**BOW-BGWC-21**	EPA 9315	SLC	1	PASI-PA
		EPA 9320	ZPC	1	PASI-PA
		Total Radium Calculation	JAL	1	PASI-PA
92841936019	**BOW-BGWC-25**	EPA 9315	SLC	1	PASI-PA
		EPA 9320	ZPC	1	PASI-PA
		Total Radium Calculation	JAL	1	PASI-PA
92841936020	**BOW-BGWC-31**	EPA 9315	SLC	1	PASI-PA
		EPA 9320	ZPC	1	PASI-PA
		Total Radium Calculation	JAL	1	PASI-PA
92841936021	**BOW-BGWC-34D**	EPA 9315	SLC	1	PASI-PA
		EPA 9320	ZPC	1	PASI-PA
		Total Radium Calculation	JAL	1	PASI-PA
92841936022	**BOW-BGWC-36D**	EPA 9315	SLC	1	PASI-PA
		EPA 9320	ZPC	1	PASI-PA
		Total Radium Calculation	JAL	1	PASI-PA
92841936023	**BOW-BGWC-40**	EPA 9315	SLC	1	PASI-PA
		EPA 9320	ZPC	1	PASI-PA
		Total Radium Calculation	JAL	1	PASI-PA
92841936024	**BOW-BGWC-50D**	EPA 9315	SLC	1	PASI-PA
		EPA 9320	ZPC	1	PASI-PA
		Total Radium Calculation	JAL	1	PASI-PA
92841936025	**BOW-BGWC-51**	EPA 9315	SLC	1	PASI-PA
		EPA 9320	ZPC	1	PASI-PA

This report shall not be reproduced, except in full,
without the written consent of Pace Analytical Services, LLC.

Pace Analytical Services, LLC
9800 Kincey Ave. Suite 100
Huntersville, NC 28078
(704)875-9092

SAMPLE ANALYTE COUNT

Project: Plant Bowen AP-1st SA- RADs
Pace Project No.: 92841936

Lab ID	Sample ID	Method	Analysts	Analytes Reported	Laboratory
		Total Radium Calculation	JAL	1	PASI-PA
92841936026	**BOW-BGWC-52**	EPA 9315	SLC	1	PASI-PA
		EPA 9320	ZPC	1	PASI-PA
		Total Radium Calculation	JAL	1	PASI-PA
92841936027	**BOW-BGWC-53D**	EPA 9315	SLC	1	PASI-PA
		EPA 9320	ZPC	1	PASI-PA
		Total Radium Calculation	JAL	1	PASI-PA
92841936028	**BOW-PZ-7**	EPA 9315	SLC	1	PASI-PA
		EPA 9320	VAL	1	PASI-PA
		Total Radium Calculation	JAL	1	PASI-PA
92841936029	**BOW-AP1-FD-01**	EPA 9315	SLC	1	PASI-PA
		EPA 9320	VAL	1	PASI-PA
		Total Radium Calculation	JAL	1	PASI-PA
92841936030	**BOW-AP1-FD-02**	EPA 9315	SLC	1	PASI-PA
		EPA 9320	VAL	1	PASI-PA
		Total Radium Calculation	JAL	1	PASI-PA
92841936031	**BOW-AP1-FB-02**	EPA 9315	SLC	1	PASI-PA
		EPA 9320	VAL	1	PASI-PA
		Total Radium Calculation	JAL	1	PASI-PA
92841936032	**BOW-AP1-FB-03**	EPA 9315	SLC	1	PASI-PA
		EPA 9320	VAL	1	PASI-PA
		Total Radium Calculation	JAL	1	PASI-PA
92841936033	**BOW-AP1-EB-02**	EPA 9315	SLC	1	PASI-PA
		EPA 9320	VAL	1	PASI-PA
		Total Radium Calculation	JAL	1	PASI-PA
92841936034	**BOW-AP1-EB-03**	EPA 9315	SLC	1	PASI-PA
		EPA 9320	VAL	1	PASI-PA
		Total Radium Calculation	JAL	1	PASI-PA
92841936035	**BOW-AP1-FD-03**	EPA 9315	SLC	1	PASI-PA
		EPA 9320	VAL	1	PASI-PA
		Total Radium Calculation	JAL	1	PASI-PA
92841936036	**BOW-BGWC-30**	EPA 9315	SLC	1	PASI-PA
		EPA 9320	JJS1	1	PASI-PA
		Total Radium Calculation	JAL	1	PASI-PA
92841936037	**BOW-BGWC-38D**	EPA 9315	SLC	1	PASI-PA
		EPA 9320	JJS1	1	PASI-PA
		Total Radium Calculation	JAL	1	PASI-PA

This report shall not be reproduced, except in full,
without the written consent of Pace Analytical Services, LLC.

Pace Analytical Services, LLC
9800 Kincey Ave. Suite 100
Huntersville, NC 28078
(704)875-9092

SAMPLE ANALYTE COUNT

Project: Plant Bowen AP-1st SA- RADs
Pace Project No.: 92841936

Lab ID	Sample ID	Method	Analysts	Analytes Reported	Laboratory
92841936038	**BOW-BGWC-49D**	EPA 9315	SLC	1	PASI-PA
		EPA 9320	JJS1	1	PASI-PA
		Total Radium Calculation	JAL	1	PASI-PA
92841936039	**BOW-AP1-FB-04**	EPA 9315	SLC	1	PASI-PA
		EPA 9320	JJS1	1	PASI-PA
		Total Radium Calculation	JAL	1	PASI-PA
92841936040	**BOW-AP1-EB-04**	EPA 9315	SLC	1	PASI-PA
		EPA 9320	JJS1	1	PASI-PA
		Total Radium Calculation	JAL	1	PASI-PA
92841936041	**BOW-BGWA-2**	EPA 9315	SLC	1	PASI-PA
		EPA 9320	JJS1	1	PASI-PA
		Total Radium Calculation	JAL	1	PASI-PA
92841936042	**BOW-BGWC-23**	EPA 9315	SLC	1	PASI-PA
		EPA 9320	JJS1	1	PASI-PA
		Total Radium Calculation	JAL	1	PASI-PA
92841936043	**BOW-BGWC-32**	EPA 9315	SLC	1	PASI-PA
		EPA 9320	JJS1	1	PASI-PA
		Total Radium Calculation	JAL	1	PASI-PA
92841936044	**BOW-BGWC-35D**	EPA 9315	SLC	1	PASI-PA
		EPA 9320	JJS1	1	PASI-PA
		Total Radium Calculation	JAL	1	PASI-PA
92841936045	**BOW-BGWC-43D**	EPA 9315	SLC	1	PASI-PA
		EPA 9320	JJS1	1	PASI-PA
		Total Radium Calculation	JAL	1	PASI-PA
92841936046	**BOW-AP1-FD-04**	EPA 9315	SLC	1	PASI-PA
		EPA 9320	JJS1	1	PASI-PA
		Total Radium Calculation	JAL	1	PASI-PA
92841936047	**BOW-BGWC-22**	EPA 9315	SLC	1	PASI-PA
		EPA 9320	JJS1	1	PASI-PA
		Total Radium Calculation	JAL	1	PASI-PA

PASI-PA = Pace Analytical Services - Greensburg

This report shall not be reproduced, except in full,
without the written consent of Pace Analytical Services, LLC.

Pace Analytical Services, LLC
9800 Kincey Ave. Suite 100
Huntersville, NC 28078
(704)875-9092

SUMMARY OF DETECTION

Project: Plant Bowen AP-1st SA- RADs
Pace Project No.: 92841936

Lab Sample ID Method	Client Sample ID Parameters	Result	Units	Report Limit	Analyzed	Qualifiers
92841936001	**BOW-BGWC-24**					
EPA 9315	Radium-226	1.07 ± 0.366 (0.351) C:77% T:NA	pCi/L		02/16/26 08:40	
EPA 9320	Radium-228	0.839U ± 0.580 (1.13) C:70% T:86%	pCi/L		02/18/26 14:28	
Total Radium Calculation	Total Radium	1.91 ± 0.946 (1.48)	pCi/L		02/19/26 11:32	
92841936002	**BOW-AP1-FB-01**					
EPA 9315	Radium-226	-0.0786U ± 0.158 (0.463) C:80% T:NA	pCi/L		02/16/26 08:40	
EPA 9320	Radium-228	0.392U ± 0.410 (0.848) C:69% T:87%	pCi/L		02/18/26 14:31	
Total Radium Calculation	Total Radium	0.392U ± 0.568 (1.31)	pCi/L		02/19/26 11:32	
92841936003	**BOW-AP1-EB-01**					
EPA 9315	Radium-226	0.102U ± 0.184 (0.419) C:90% T:NA	pCi/L		02/16/26 08:40	
EPA 9320	Radium-228	1.27 ± 0.597 (1.01) C:69% T:83%	pCi/L		02/18/26 14:30	
Total Radium Calculation	Total Radium	1.37U ± 0.781 (1.43)	pCi/L		02/19/26 11:32	
92841936004	**BOW-BGWA-29**					
EPA 9315	Radium-226	-0.0322U ± 0.0815 (0.261) C:80% T:NA	pCi/L		02/25/26 14:10	
EPA 9320	Radium-228	0.329U ± 0.396 (0.836) C:74% T:80%	pCi/L		02/23/26 15:20	
Total Radium Calculation	Total Radium	0.329U ± 0.478 (1.10)	pCi/L		02/26/26 14:09	

This report shall not be reproduced, except in full,
without the written consent of Pace Analytical Services, LLC.

Pace Analytical Services, LLC
9800 Kincey Ave. Suite 100
Huntersville, NC 28078
(704)875-9092

SUMMARY OF DETECTION

Project: Plant Bowen AP-1st SA- RADs
Pace Project No.: 92841936

Lab Sample ID Method	Client Sample ID Parameters	Result	Units	Report Limit	Analyzed	Qualifiers
92841936005	**BOW-BGWA-47D**					
EPA 9315	Radium-226	0.344 ± 0.189 (0.292) C:83% T:NA	pCi/L		02/25/26 14:10	
EPA 9320	Radium-228	0.711U ± 0.453 (0.851) C:69% T:84%	pCi/L		02/23/26 15:21	
Total Radium Calculation	Total Radium	1.06U ± 0.642 (1.14)	pCi/L		02/26/26 14:09	
92841936006	**BOW-BGWA-48D**					
EPA 9315	Radium-226	0.539 ± 0.242 (0.352) C:83% T:NA	pCi/L		02/25/26 14:12	
EPA 9320	Radium-228	0.506U ± 0.397 (0.783) C:73% T:83%	pCi/L		02/23/26 15:21	
Total Radium Calculation	Total Radium	1.05U ± 0.639 (1.14)	pCi/L		02/26/26 14:09	
92841936007	**BOW-BGWC-7**					
EPA 9315	Radium-226	0.639 ± 0.246 (0.298) C:84% T:NA	pCi/L		02/25/26 14:12	
EPA 9320	Radium-228	0.615U ± 0.411 (0.774) C:71% T:82%	pCi/L		02/23/26 15:21	
Total Radium Calculation	Total Radium	1.25 ± 0.657 (1.07)	pCi/L		02/26/26 14:09	
92841936008	**BOW-BGWC-8**					
EPA 9315	Radium-226	0.127U ± 0.137 (0.279) C:89% T:NA	pCi/L		02/26/26 08:25	
EPA 9320	Radium-228	0.465U ± 0.505 (1.05) C:65% T:73%	pCi/L		02/24/26 14:59	
Total Radium Calculation	Total Radium	0.592U ± 0.642 (1.33)	pCi/L		02/26/26 13:52	

This report shall not be reproduced, except in full,
without the written consent of Pace Analytical Services, LLC.

Pace Analytical Services, LLC
9800 Kincey Ave. Suite 100
Huntersville, NC 28078
(704)875-9092

SUMMARY OF DETECTION

Project: Plant Bowen AP-1st SA- RADs
Pace Project No.: 92841936

Lab Sample ID Method	Client Sample ID Parameters	Result	Units	Report Limit	Analyzed	Qualifiers
92841936009	**BOW-BGWC-9**					
EPA 9315	Radium-226	0.349 ± 0.180 (0.261) C:85% T:NA	pCi/L		02/26/26 08:25	
EPA 9320	Radium-228	0.416U ± 0.374 (0.754) C:76% T:80%	pCi/L		02/24/26 14:59	
Total Radium Calculation	Total Radium	0.765U ± 0.554 (1.02)	pCi/L		02/26/26 13:52	
92841936010	**BOW-BGWC-10**					
EPA 9315	Radium-226	0.702 ± 0.263 (0.321) C:81% T:NA	pCi/L		02/26/26 08:26	
EPA 9320	Radium-228	0.348U ± 0.405 (0.853) C:73% T:82%	pCi/L		02/24/26 14:59	
Total Radium Calculation	Total Radium	1.05U ± 0.668 (1.17)	pCi/L		02/26/26 13:52	
92841936011	**BOW-BGWC-12**					
EPA 9315	Radium-226	0.0108U ± 0.146 (0.374) C:76% T:NA	pCi/L		02/26/26 08:26	
EPA 9320	Radium-228	0.814 ± 0.433 (0.761) C:78% T:80%	pCi/L		02/24/26 14:59	
Total Radium Calculation	Total Radium	0.825U ± 0.579 (1.14)	pCi/L		02/26/26 13:52	
92841936012	**BOW-BGWC-14A**					
EPA 9315	Radium-226	-0.0337U ± 0.158 (0.416) C:82% T:NA	pCi/L		02/26/26 08:26	
EPA 9320	Radium-228	1.66 ± 0.611 (0.893) C:75% T:75%	pCi/L		02/24/26 15:01	
Total Radium Calculation	Total Radium	1.66 ± 0.769 (1.31)	pCi/L		02/26/26 13:52	

This report shall not be reproduced, except in full,
without the written consent of Pace Analytical Services, LLC.

Pace Analytical Services, LLC
9800 Kincey Ave. Suite 100
Huntersville, NC 28078
(704)875-9092

SUMMARY OF DETECTION

Project: Plant Bowen AP-1st SA- RADs
Pace Project No.: 92841936

Lab Sample ID Method	Client Sample ID Parameters	Result	Units	Report Limit	Analyzed	Qualifiers
92841936013	**BOW-BGWC-16**					
EPA 9315	Radium-226	0.108U ± 0.166 (0.371) C:88% T:NA	pCi/L		02/26/26 08:26	
EPA 9320	Radium-228	1.45 ± 0.620 (0.975) C:72% T:72%	pCi/L		02/24/26 15:01	
Total Radium Calculation	Total Radium	1.56 ± 0.786 (1.35)	pCi/L		02/26/26 13:52	
92841936014	**BOW-BGWC-17**					
EPA 9315	Radium-226	-0.0167U ± 0.111 (0.310) C:81% T:NA	pCi/L		02/26/26 08:26	
EPA 9320	Radium-228	0.576U ± 0.415 (0.798) C:77% T:80%	pCi/L		02/24/26 15:01	
Total Radium Calculation	Total Radium	0.576U ± 0.526 (1.11)	pCi/L		02/26/26 13:52	
92841936015	**BOW-BGWC-18**					
EPA 9315	Radium-226	0.0134U ± 0.141 (0.358) C:84% T:NA	pCi/L		02/26/26 08:27	
EPA 9320	Radium-228	0.650U ± 0.433 (0.819) C:75% T:81%	pCi/L		02/24/26 15:01	
Total Radium Calculation	Total Radium	0.663U ± 0.574 (1.18)	pCi/L		02/26/26 13:52	
92841936016	**BOW-BGWC-19**					
EPA 9315	Radium-226	0.205U ± 0.163 (0.301) C:84% T:NA	pCi/L		02/26/26 08:27	
EPA 9320	Radium-228	0.395U ± 0.481 (1.02) C:64% T:79%	pCi/L		02/24/26 15:01	
Total Radium Calculation	Total Radium	0.600U ± 0.644 (1.32)	pCi/L		02/26/26 13:52	

This report shall not be reproduced, except in full,
without the written consent of Pace Analytical Services, LLC.

Pace Analytical Services, LLC
9800 Kincey Ave. Suite 100
Huntersville, NC 28078
(704)875-9092

SUMMARY OF DETECTION

Project: Plant Bowen AP-1st SA- RADs
Pace Project No.: 92841936

Lab Sample ID Method	Client Sample ID Parameters	Result	Units	Report Limit	Analyzed	Qualifiers
92841936017	**BOW-BGWC-20**					
EPA 9315	Radium-226	0.326 ± 0.193 (0.319) C:85% T:NA	pCi/L		02/26/26 08:27	
EPA 9320	Radium-228	0.618U ± 0.436 (0.838) C:75% T:79%	pCi/L		02/24/26 15:02	
Total Radium Calculation	Total Radium	0.944U ± 0.629 (1.16)	pCi/L		02/26/26 13:52	
92841936018	**BOW-BGWC-21**					
EPA 9315	Radium-226	-0.0438U ± 0.124 (0.347) C:88% T:NA	pCi/L		02/26/26 08:27	
EPA 9320	Radium-228	0.205U ± 0.422 (0.932) C:72% T:81%	pCi/L		02/24/26 15:02	
Total Radium Calculation	Total Radium	0.205U ± 0.546 (1.28)	pCi/L		02/26/26 13:52	
92841936019	**BOW-BGWC-25**					
EPA 9315	Radium-226	0.142U ± 0.167 (0.354) C:89% T:NA	pCi/L		02/26/26 08:27	
EPA 9320	Radium-228	0.518U ± 0.460 (0.931) C:73% T:83%	pCi/L		02/24/26 15:02	
Total Radium Calculation	Total Radium	0.660U ± 0.627 (1.29)	pCi/L		02/26/26 13:52	
92841936020	**BOW-BGWC-31**					
EPA 9315	Radium-226	0.590 ± 0.246 (0.344) C:85% T:NA	pCi/L		02/26/26 08:27	
EPA 9320	Radium-228	1.04 ± 0.498 (0.839) C:73% T:79%	pCi/L		02/24/26 15:02	
Total Radium Calculation	Total Radium	1.63 ± 0.744 (1.18)	pCi/L		02/26/26 13:52	

This report shall not be reproduced, except in full,
without the written consent of Pace Analytical Services, LLC.

Pace Analytical Services, LLC
9800 Kincey Ave. Suite 100
Huntersville, NC 28078
(704)875-9092

SUMMARY OF DETECTION

Project: Plant Bowen AP-1st SA- RADs
Pace Project No.: 92841936

Lab Sample ID Method	Client Sample ID Parameters	Result	Units	Report Limit	Analyzed	Qualifiers
92841936021	**BOW-BGWC-34D**					
EPA 9315	Radium-226	1.88 ± 0.442 (0.291) C:89% T:NA	pCi/L		02/26/26 08:28	
EPA 9320	Radium-228	0.455U ± 0.429 (0.873) C:71% T:82%	pCi/L		02/24/26 15:02	
Total Radium Calculation	Total Radium	2.34 ± 0.871 (1.16)	pCi/L		02/26/26 13:52	
92841936022	**BOW-BGWC-36D**					
EPA 9315	Radium-226	0.264U ± 0.172 (0.277) C:86% T:NA	pCi/L		02/26/26 08:28	
EPA 9320	Radium-228	0.817 ± 0.459 (0.812) C:68% T:82%	pCi/L		02/24/26 15:02	
Total Radium Calculation	Total Radium	1.08U ± 0.631 (1.09)	pCi/L		02/26/26 13:52	
92841936023	**BOW-BGWC-40**					
EPA 9315	Radium-226	0.0561U ± 0.157 (0.373) C:90% T:NA	pCi/L		02/26/26 08:28	
EPA 9320	Radium-228	0.446U ± 0.648 (1.39) C:55% T:67%	pCi/L		02/24/26 15:02	
Total Radium Calculation	Total Radium	0.502U ± 0.805 (1.76)	pCi/L		02/26/26 13:52	
92841936024	**BOW-BGWC-50D**					
EPA 9315	Radium-226	0.625 ± 0.257 (0.350) C:83% T:NA	pCi/L		02/26/26 08:52	
EPA 9320	Radium-228	0.344U ± 0.451 (0.960) C:67% T:74%	pCi/L		02/24/26 15:02	
Total Radium Calculation	Total Radium	0.969U ± 0.708 (1.31)	pCi/L		02/26/26 13:52	

This report shall not be reproduced, except in full,
without the written consent of Pace Analytical Services, LLC.

Pace Analytical Services, LLC
9800 Kincey Ave. Suite 100
Huntersville, NC 28078
(704)875-9092

SUMMARY OF DETECTION

Project: Plant Bowen AP-1st SA- RADs
Pace Project No.: 92841936

Lab Sample ID Method	Client Sample ID Parameters	Result	Units	Report Limit	Analyzed	Qualifiers
92841936025	**BOW-BGWC-51**					
EPA 9315	Radium-226	0.0482U ± 0.129 (0.309) C:84% T:NA	pCi/L		02/26/26 08:28	
EPA 9320	Radium-228	0.291U ± 0.453 (0.980) C:73% T:76%	pCi/L		02/24/26 15:02	
Total Radium Calculation	Total Radium	0.339U ± 0.582 (1.29)	pCi/L		02/26/26 13:52	
92841936026	**BOW-BGWC-52**					
EPA 9315	Radium-226	0.0581U ± 0.134 (0.317) C:76% T:NA	pCi/L		02/26/26 08:28	
EPA 9320	Radium-228	0.344U ± 0.440 (0.933) C:77% T:71%	pCi/L		02/24/26 15:02	
Total Radium Calculation	Total Radium	0.402U ± 0.574 (1.25)	pCi/L		02/26/26 13:52	
92841936027	**BOW-BGWC-53D**					
EPA 9315	Radium-226	0.278U ± 0.178 (0.282) C:83% T:NA	pCi/L		02/26/26 08:28	
EPA 9320	Radium-228	0.217U ± 0.379 (0.828) C:72% T:78%	pCi/L		02/24/26 15:02	
Total Radium Calculation	Total Radium	0.495U ± 0.557 (1.11)	pCi/L		02/26/26 13:52	
92841936028	**BOW-PZ-7**					
EPA 9315	Radium-226	0.296U ± 0.189 (0.324) C:87% T:NA	pCi/L		02/25/26 08:15	
EPA 9320	Radium-228	0.407U ± 0.409 (0.846) C:73% T:86%	pCi/L		02/25/26 14:53	
Total Radium Calculation	Total Radium	0.703U ± 0.598 (1.17)	pCi/L		02/26/26 18:38	

This report shall not be reproduced, except in full,
without the written consent of Pace Analytical Services, LLC.

Pace Analytical Services, LLC
9800 Kincey Ave. Suite 100
Huntersville, NC 28078
(704)875-9092

SUMMARY OF DETECTION

Project: Plant Bowen AP-1st SA- RADs
Pace Project No.: 92841936

Lab Sample ID Method	Client Sample ID Parameters	Result	Units	Report Limit	Analyzed	Qualifiers
92841936029	**BOW-AP1-FD-01**					
EPA 9315	Radium-226	0.0343U ± 0.192 (0.472) C:75% T:NA	pCi/L		02/25/26 08:15	
EPA 9320	Radium-228	0.308U ± 0.445 (0.956) C:69% T:77%	pCi/L		02/25/26 14:53	
Total Radium Calculation	Total Radium	0.342U ± 0.637 (1.43)	pCi/L		02/26/26 18:38	
92841936030	**BOW-AP1-FD-02**					
EPA 9315	Radium-226	0.0208U ± 0.144 (0.369) C:71% T:NA	pCi/L		02/25/26 08:28	
EPA 9320	Radium-228	0.578U ± 0.441 (0.869) C:74% T:80%	pCi/L		02/25/26 14:53	
Total Radium Calculation	Total Radium	0.599U ± 0.585 (1.24)	pCi/L		02/26/26 18:38	
92841936031	**BOW-AP1-FB-02**					
EPA 9315	Radium-226	0.0907U ± 0.176 (0.405) C:78% T:NA	pCi/L		02/25/26 08:28	
EPA 9320	Radium-228	0.731U ± 0.427 (0.777) C:71% T:87%	pCi/L		02/25/26 14:53	
Total Radium Calculation	Total Radium	0.822U ± 0.603 (1.18)	pCi/L		02/26/26 18:38	
92841936032	**BOW-AP1-FB-03**					
EPA 9315	Radium-226	-0.0845U ± 0.107 (0.351) C:75% T:NA	pCi/L		02/25/26 08:28	
EPA 9320	Radium-228	0.918 ± 0.467 (0.803) C:70% T:88%	pCi/L		02/25/26 14:53	
Total Radium Calculation	Total Radium	0.918U ± 0.574 (1.15)	pCi/L		02/26/26 18:38	

This report shall not be reproduced, except in full,
without the written consent of Pace Analytical Services, LLC.

Pace Analytical Services, LLC
9800 Kincey Ave. Suite 100
Huntersville, NC 28078
(704)875-9092

SUMMARY OF DETECTION

Project: Plant Bowen AP-1st SA- RADs
Pace Project No.: 92841936

Lab Sample ID Method	Client Sample ID Parameters	Result	Units	Report Limit	Analyzed	Qualifiers
92841936033	**BOW-AP1-EB-02**					
EPA 9315	Radium-226	0.00226U ± 0.128 (0.336) C:78% T:NA	pCi/L		02/25/26 08:29	
EPA 9320	Radium-228	0.359U ± 0.401 (0.840) C:73% T:86%	pCi/L		02/25/26 14:53	
Total Radium Calculation	Total Radium	0.361U ± 0.529 (1.18)	pCi/L		02/26/26 18:38	
92841936034	**BOW-AP1-EB-03**					
EPA 9315	Radium-226	0.249U ± 0.189 (0.349) C:83% T:NA	pCi/L		02/25/26 08:29	
EPA 9320	Radium-228	0.552U ± 0.451 (0.893) C:71% T:78%	pCi/L		02/25/26 14:54	
Total Radium Calculation	Total Radium	0.801U ± 0.640 (1.24)	pCi/L		02/26/26 18:38	
92841936035	**BOW-AP1-FD-03**					
EPA 9315	Radium-226	0.00327U ± 0.158 (0.406) C:79% T:NA	pCi/L		02/25/26 08:29	
EPA 9320	Radium-228	0.482U ± 0.529 (1.10) C:69% T:79%	pCi/L		02/25/26 14:55	
Total Radium Calculation	Total Radium	0.485U ± 0.687 (1.51)	pCi/L		02/26/26 18:38	
92841936036	**BOW-BGWC-30**					
EPA 9315	Radium-226	0.329U ± 0.283 (0.548) C:84% T:NA	pCi/L		02/27/26 08:55	
EPA 9320	Radium-228	0.729U ± 0.446 (0.826) C:71% T:91%	pCi/L		03/03/26 12:21	
Total Radium Calculation	Total Radium	1.06U ± 0.729 (1.37)	pCi/L		03/04/26 11:00	

This report shall not be reproduced, except in full,
without the written consent of Pace Analytical Services, LLC.

Pace Analytical Services, LLC
9800 Kincey Ave. Suite 100
Huntersville, NC 28078
(704)875-9092

SUMMARY OF DETECTION

Project: Plant Bowen AP-1st SA- RADs
Pace Project No.: 92841936

Lab Sample ID Method	Client Sample ID Parameters	Result	Units	Report Limit	Analyzed	Qualifiers
92841936037	**BOW-BGWC-38D**					
EPA 9315	Radium-226	1.02 ± 0.408 (0.528) C:77% T:NA	pCi/L		02/27/26 08:57	
EPA 9320	Radium-228	0.854 ± 0.466 (0.842) C:76% T:98%	pCi/L		03/03/26 12:21	
Total Radium Calculation	Total Radium	1.87 ± 0.874 (1.37)	pCi/L		03/04/26 11:00	
92841936038	**BOW-BGWC-49D**					
EPA 9315	Radium-226	1.55 ± 0.489 (0.519) C:86% T:NA	pCi/L		02/27/26 08:58	
EPA 9320	Radium-228	2.08 ± 0.675 (0.926) C:75% T:89%	pCi/L		03/03/26 12:21	
Total Radium Calculation	Total Radium	3.63 ± 1.16 (1.45)	pCi/L		03/04/26 11:00	
92841936039	**BOW-AP1-FB-04**					
EPA 9315	Radium-226	-0.0576U ± 0.187 (0.521) C:89% T:NA	pCi/L		02/27/26 08:58	
EPA 9320	Radium-228	0.404U ± 0.363 (0.742) C:88% T:93%	pCi/L		03/03/26 12:21	
Total Radium Calculation	Total Radium	0.404U ± 0.550 (1.26)	pCi/L		03/04/26 11:00	
92841936040	**BOW-AP1-EB-04**					
EPA 9315	Radium-226	-0.0785U ± 0.120 (0.396) C:87% T:NA	pCi/L		02/27/26 08:58	
EPA 9320	Radium-228	0.649U ± 0.469 (0.920) C:72% T:91%	pCi/L		03/03/26 16:29	
Total Radium Calculation	Total Radium	0.649U ± 0.589 (1.32)	pCi/L		03/04/26 11:00	

This report shall not be reproduced, except in full,
without the written consent of Pace Analytical Services, LLC.

Pace Analytical Services, LLC
9800 Kincey Ave. Suite 100
Huntersville, NC 28078
(704)875-9092

SUMMARY OF DETECTION

Project: Plant Bowen AP-1st SA- RADs
Pace Project No.: 92841936

Lab Sample ID Method	Client Sample ID Parameters	Result	Units	Report Limit	Analyzed	Qualifiers
92841936041	**BOW-BGWA-2**					
EPA 9315	Radium-226	0.589 ± 0.303 (0.464) C:89% T:NA	pCi/L		02/27/26 08:58	
EPA 9320	Radium-228	0.650U ± 0.455 (0.887) C:75% T:88%	pCi/L		03/03/26 16:29	
Total Radium Calculation	Total Radium	1.24U ± 0.758 (1.35)	pCi/L		03/04/26 11:00	
92841936042	**BOW-BGWC-23**					
EPA 9315	Radium-226	0.218U ± 0.257 (0.545) C:83% T:NA	pCi/L		02/27/26 08:59	
EPA 9320	Radium-228	1.11 ± 0.498 (0.842) C:78% T:86%	pCi/L		03/03/26 16:29	
Total Radium Calculation	Total Radium	1.33U ± 0.755 (1.39)	pCi/L		03/04/26 11:00	
92841936043	**BOW-BGWC-32**					
EPA 9315	Radium-226	0.487U ± 0.325 (0.607) C:89% T:NA	pCi/L		02/27/26 08:59	
EPA 9320	Radium-228	0.862U ± 0.527 (0.992) C:63% T:91%	pCi/L		03/03/26 16:29	
Total Radium Calculation	Total Radium	1.35U ± 0.852 (1.60)	pCi/L		03/04/26 11:00	
92841936044	**BOW-BGWC-35D**					
EPA 9315	Radium-226	1.27 ± 0.451 (0.578) C:88% T:NA	pCi/L		02/27/26 08:59	
EPA 9320	Radium-228	0.898U ± 0.534 (1.01) C:77% T:87%	pCi/L		03/03/26 15:16	
Total Radium Calculation	Total Radium	2.17 ± 0.985 (1.59)	pCi/L		03/04/26 11:00	

This report shall not be reproduced, except in full,
without the written consent of Pace Analytical Services, LLC.

Pace Analytical Services, LLC
9800 Kincey Ave. Suite 100
Huntersville, NC 28078
(704)875-9092

SUMMARY OF DETECTION

Project: Plant Bowen AP-1st SA- RADs
Pace Project No.: 92841936

Lab Sample ID Method	Client Sample ID Parameters	Result	Units	Report Limit	Analyzed	Qualifiers
92841936045	**BOW-BGWC-43D**					
EPA 9315	Radium-226	0.383U ± 0.266 (0.462) C:87% T:NA	pCi/L		02/27/26 08:23	
EPA 9320	Radium-228	0.408U ± 0.523 (1.12) C:66% T:90%	pCi/L		03/03/26 15:16	
Total Radium Calculation	Total Radium	0.791U ± 0.789 (1.58)	pCi/L		03/04/26 11:00	
92841936046	**BOW-AP1-FD-04**					
EPA 9315	Radium-226	1.00 ± 0.423 (0.602) C:78% T:NA	pCi/L		02/27/26 08:24	
EPA 9320	Radium-228	1.26U ± 0.685 (1.28) C:69% T:84%	pCi/L		03/03/26 15:16	
Total Radium Calculation	Total Radium	2.26 ± 1.11 (1.88)	pCi/L		03/04/26 11:00	
92841936047	**BOW-BGWC-22**					
EPA 9315	Radium-226	0.332U ± 0.289 (0.567) C:84% T:NA	pCi/L		02/27/26 08:24	
EPA 9320	Radium-228	0.452U ± 0.511 (1.08) C:76% T:88%	pCi/L		03/03/26 15:17	
Total Radium Calculation	Total Radium	0.784U ± 0.800 (1.65)	pCi/L		03/04/26 11:00	

This report shall not be reproduced, except in full,
without the written consent of Pace Analytical Services, LLC.

Pace Analytical Services, LLC
9800 Kincey Ave. Suite 100
Huntersville, NC 28078
(704)875-9092

ANALYTICAL RESULTS - RADIOCHEMISTRY

Project: Plant Bowen AP-1st SA- RADs
Pace Project No.: 92841936

Sample: BOW-BGWC-24 **Lab ID: 92841936001** Collected: 02/02/26 15:26 Received: 02/03/26 13:45 Matrix: Water
PWS: Site ID: Sample Type:

Parameters	Method	Act ± Unc (MDC) Carr Trac	Units	Analyzed	CAS No.	Qual
	Pace Analytical Services - Greensburg					
Radium-226	EPA 9315	**1.07 ± 0.366 (0.351) C:77% T:NA**	pCi/L	02/16/26 08:40	13982-63-3	
	Pace Analytical Services - Greensburg					
Radium-228	EPA 9320	**0.839U ± 0.580 (1.13) C:70% T:86%**	pCi/L	02/18/26 14:28	15262-20-1	
	Pace Analytical Services - Greensburg					
Total Radium	Total Radium Calculation	**1.91 ± 0.946 (1.48)**	pCi/L	02/19/26 11:32	7440-14-4	

This report shall not be reproduced, except in full,
without the written consent of Pace Analytical Services, LLC.

Pace Analytical Services, LLC
9800 Kincey Ave. Suite 100
Huntersville, NC 28078
(704)875-9092

ANALYTICAL RESULTS - RADIOCHEMISTRY

Project: Plant Bowen AP-1st SA- RADs
Pace Project No.: 92841936

Sample: BOW-AP1-FB-01 **Lab ID: 92841936002** Collected: 02/02/26 16:25 Received: 02/03/26 13:45 Matrix: Water
PWS: Site ID: Sample Type:

Parameters	Method	Act ± Unc (MDC) Carr Trac	Units	Analyzed	CAS No.	Qual
	Pace Analytical Services - Greensburg					
Radium-226	EPA 9315	**-0.0786U ± 0.158 (0.463) C:80% T:NA**	pCi/L	02/16/26 08:40	13982-63-3	
	Pace Analytical Services - Greensburg					
Radium-228	EPA 9320	**0.392U ± 0.410 (0.848) C:69% T:87%**	pCi/L	02/18/26 14:31	15262-20-1	
	Pace Analytical Services - Greensburg					
Total Radium	Total Radium Calculation	**0.392U ± 0.568 (1.31)**	pCi/L	02/19/26 11:32	7440-14-4	

This report shall not be reproduced, except in full,
without the written consent of Pace Analytical Services, LLC.

Pace Analytical Services, LLC
9800 Kincey Ave. Suite 100
Huntersville, NC 28078
(704)875-9092

ANALYTICAL RESULTS - RADIOCHEMISTRY

Project: Plant Bowen AP-1st SA- RADs
Pace Project No.: 92841936

Sample: BOW-AP1-EB-01 **Lab ID: 92841936003** Collected: 02/02/26 16:15 Received: 02/03/26 13:45 Matrix: Water
PWS: Site ID: Sample Type:

Parameters	Method	Act ± Unc (MDC) Carr Trac	Units	Analyzed	CAS No.	Qual
	Pace Analytical Services - Greensburg					
Radium-226	EPA 9315	**0.102U ± 0.184 (0.419)** **C:90% T:NA**	pCi/L	02/16/26 08:40	13982-63-3	
	Pace Analytical Services - Greensburg					
Radium-228	EPA 9320	**1.27 ± 0.597 (1.01)** **C:69% T:83%**	pCi/L	02/18/26 14:30	15262-20-1	
	Pace Analytical Services - Greensburg					
Total Radium	Total Radium Calculation	**1.37U ± 0.781 (1.43)**	pCi/L	02/19/26 11:32	7440-14-4	

This report shall not be reproduced, except in full,
without the written consent of Pace Analytical Services, LLC.

Pace Analytical Services, LLC
9800 Kincey Ave. Suite 100
Huntersville, NC 28078
(704)875-9092

ANALYTICAL RESULTS - RADIOCHEMISTRY

Project: Plant Bowen AP-1st SA- RADs
Pace Project No.: 92841936

Sample: BOW-BGWA-29 **Lab ID: 92841936004** Collected: 02/05/26 12:21 Received: 02/06/26 17:20 Matrix: Water
PWS: Site ID: Sample Type:

Parameters	Method	Act ± Unc (MDC) Carr Trac	Units	Analyzed	CAS No.	Qual
	Pace Analytical Services - Greensburg					
Radium-226	EPA 9315	**-0.0322U ± 0.0815 (0.261) C:80% T:NA**	pCi/L	02/25/26 14:10	13982-63-3	
	Pace Analytical Services - Greensburg					
Radium-228	EPA 9320	**0.329U ± 0.396 (0.836) C:74% T:80%**	pCi/L	02/23/26 15:20	15262-20-1	
	Pace Analytical Services - Greensburg					
Total Radium	Total Radium Calculation	**0.329U ± 0.478 (1.10)**	pCi/L	02/26/26 14:09	7440-14-4	

This report shall not be reproduced, except in full,
without the written consent of Pace Analytical Services, LLC.

Pace Analytical Services, LLC
9800 Kincey Ave. Suite 100
Huntersville, NC 28078
(704)875-9092

ANALYTICAL RESULTS - RADIOCHEMISTRY

Project: Plant Bowen AP-1st SA- RADs
Pace Project No.: 92841936

Sample: BOW-BGWA-47D **Lab ID: 92841936005** Collected: 02/03/26 12:10 Received: 02/06/26 17:20 Matrix: Water
PWS: Site ID: Sample Type:

Parameters	Method	Act ± Unc (MDC) Carr Trac	Units	Analyzed	CAS No.	Qual
	Pace Analytical Services - Greensburg					
Radium-226	EPA 9315	**0.344 ± 0.189 (0.292) C:83% T:NA**	pCi/L	02/25/26 14:10	13982-63-3	
	Pace Analytical Services - Greensburg					
Radium-228	EPA 9320	**0.711U ± 0.453 (0.851) C:69% T:84%**	pCi/L	02/23/26 15:21	15262-20-1	
	Pace Analytical Services - Greensburg					
Total Radium	Total Radium Calculation	**1.06U ± 0.642 (1.14)**	pCi/L	02/26/26 14:09	7440-14-4	

This report shall not be reproduced, except in full,
without the written consent of Pace Analytical Services, LLC.

Pace Analytical Services, LLC
9800 Kincey Ave. Suite 100
Huntersville, NC 28078
(704)875-9092

ANALYTICAL RESULTS - RADIOCHEMISTRY

Project: Plant Bowen AP-1st SA- RADs
Pace Project No.: 92841936

Sample: BOW-BGWA-48D **Lab ID: 92841936006** Collected: 02/03/26 15:20 Received: 02/06/26 17:20 Matrix: Water
PWS: Site ID: Sample Type:

Parameters	Method	Act ± Unc (MDC) Carr Trac	Units	Analyzed	CAS No.	Qual
	Pace Analytical Services - Greensburg					
Radium-226	EPA 9315	**0.539 ± 0.242 (0.352) C:83% T:NA**	pCi/L	02/25/26 14:12	13982-63-3	
	Pace Analytical Services - Greensburg					
Radium-228	EPA 9320	**0.506U ± 0.397 (0.783) C:73% T:83%**	pCi/L	02/23/26 15:21	15262-20-1	
	Pace Analytical Services - Greensburg					
Total Radium	Total Radium Calculation	**1.05U ± 0.639 (1.14)**	pCi/L	02/26/26 14:09	7440-14-4	

This report shall not be reproduced, except in full,
without the written consent of Pace Analytical Services, LLC.

Pace Analytical Services, LLC
9800 Kincey Ave. Suite 100
Huntersville, NC 28078
(704)875-9092

ANALYTICAL RESULTS - RADIOCHEMISTRY

Project: Plant Bowen AP-1st SA- RADs
Pace Project No.: 92841936

Sample: BOW-BGWC-7 **Lab ID: 92841936007** Collected: 02/04/26 10:13 Received: 02/06/26 17:20 Matrix: Water
PWS: Site ID: Sample Type:

Parameters	Method	Act ± Unc (MDC) Carr Trac	Units	Analyzed	CAS No.	Qual
	Pace Analytical Services - Greensburg					
Radium-226	EPA 9315	**0.639 ± 0.246 (0.298)** **C:84% T:NA**	pCi/L	02/25/26 14:12	13982-63-3	
	Pace Analytical Services - Greensburg					
Radium-228	EPA 9320	**0.615U ± 0.411 (0.774)** **C:71% T:82%**	pCi/L	02/23/26 15:21	15262-20-1	
	Pace Analytical Services - Greensburg					
Total Radium	Total Radium Calculation	**1.25 ± 0.657 (1.07)**	pCi/L	02/26/26 14:09	7440-14-4	

This report shall not be reproduced, except in full,
without the written consent of Pace Analytical Services, LLC.

Pace Analytical Services, LLC
9800 Kincey Ave. Suite 100
Huntersville, NC 28078
(704)875-9092

ANALYTICAL RESULTS - RADIOCHEMISTRY

Project: Plant Bowen AP-1st SA- RADs
Pace Project No.: 92841936

Sample: BOW-BGWC-8 **Lab ID: 92841936008** Collected: 02/03/26 13:20 Received: 02/06/26 17:20 Matrix: Water
PWS: Site ID: Sample Type:

Parameters	Method	Act ± Unc (MDC) Carr Trac	Units	Analyzed	CAS No.	Qual
	Pace Analytical Services - Greensburg					
Radium-226	EPA 9315	**0.127U ± 0.137 (0.279)** **C:89% T:NA**	pCi/L	02/26/26 08:25	13982-63-3	
	Pace Analytical Services - Greensburg					
Radium-228	EPA 9320	**0.465U ± 0.505 (1.05)** **C:65% T:73%**	pCi/L	02/24/26 14:59	15262-20-1	
	Pace Analytical Services - Greensburg					
Total Radium	Total Radium Calculation	**0.592U ± 0.642 (1.33)**	pCi/L	02/26/26 13:52	7440-14-4	

This report shall not be reproduced, except in full,
without the written consent of Pace Analytical Services, LLC.

Pace Analytical Services, LLC
9800 Kincey Ave. Suite 100
Huntersville, NC 28078
(704)875-9092

ANALYTICAL RESULTS - RADIOCHEMISTRY

Project: Plant Bowen AP-1st SA- RADs
Pace Project No.: 92841936

Sample: BOW-BGWC-9 **Lab ID: 92841936009** Collected: 02/03/26 15:06 Received: 02/06/26 17:20 Matrix: Water
PWS: Site ID: Sample Type:

Parameters	Method	Act ± Unc (MDC) Carr Trac	Units	Analyzed	CAS No.	Qual
	Pace Analytical Services - Greensburg					
Radium-226	EPA 9315	**0.349 ± 0.180 (0.261) C:85% T:NA**	pCi/L	02/26/26 08:25	13982-63-3	
	Pace Analytical Services - Greensburg					
Radium-228	EPA 9320	**0.416U ± 0.374 (0.754) C:76% T:80%**	pCi/L	02/24/26 14:59	15262-20-1	
	Pace Analytical Services - Greensburg					
Total Radium	Total Radium Calculation	**0.765U ± 0.554 (1.02)**	pCi/L	02/26/26 13:52	7440-14-4	

This report shall not be reproduced, except in full,
without the written consent of Pace Analytical Services, LLC.

Pace Analytical Services, LLC
9800 Kincey Ave. Suite 100
Huntersville, NC 28078
(704)875-9092

ANALYTICAL RESULTS - RADIOCHEMISTRY

Project: Plant Bowen AP-1st SA- RADs
Pace Project No.: 92841936

Sample: BOW-BGWC-10 **Lab ID: 92841936010** Collected: 02/04/26 10:40 Received: 02/06/26 17:20 Matrix: Water
PWS: Site ID: Sample Type:

Parameters	Method	Act ± Unc (MDC) Carr Trac	Units	Analyzed	CAS No.	Qual
	Pace Analytical Services - Greensburg					
Radium-226	EPA 9315	**0.702 ± 0.263 (0.321)** **C:81% T:NA**	pCi/L	02/26/26 08:26	13982-63-3	
	Pace Analytical Services - Greensburg					
Radium-228	EPA 9320	**0.348U ± 0.405 (0.853)** **C:73% T:82%**	pCi/L	02/24/26 14:59	15262-20-1	
	Pace Analytical Services - Greensburg					
Total Radium	Total Radium Calculation	**1.05U ± 0.668 (1.17)**	pCi/L	02/26/26 13:52	7440-14-4	

This report shall not be reproduced, except in full,
without the written consent of Pace Analytical Services, LLC.

Pace Analytical Services, LLC
9800 Kincey Ave. Suite 100
Huntersville, NC 28078
(704)875-9092

ANALYTICAL RESULTS - RADIOCHEMISTRY

Project: Plant Bowen AP-1st SA- RADs
Pace Project No.: 92841936

Sample: BOW-BGWC-12 **Lab ID: 92841936011** Collected: 02/03/26 15:24 Received: 02/06/26 17:20 Matrix: Water
PWS: Site ID: Sample Type:

Parameters	Method	Act ± Unc (MDC) Carr Trac	Units	Analyzed	CAS No.	Qual
	Pace Analytical Services - Greensburg					
Radium-226	EPA 9315	**0.0108U ± 0.146 (0.374)** **C:76% T:NA**	pCi/L	02/26/26 08:26	13982-63-3	
	Pace Analytical Services - Greensburg					
Radium-228	EPA 9320	**0.814 ± 0.433 (0.761)** **C:78% T:80%**	pCi/L	02/24/26 14:59	15262-20-1	
	Pace Analytical Services - Greensburg					
Total Radium	Total Radium Calculation	**0.825U ± 0.579 (1.14)**	pCi/L	02/26/26 13:52	7440-14-4	

This report shall not be reproduced, except in full,
without the written consent of Pace Analytical Services, LLC.

Pace Analytical Services, LLC
9800 Kincey Ave. Suite 100
Huntersville, NC 28078
(704)875-9092

ANALYTICAL RESULTS - RADIOCHEMISTRY

Project: Plant Bowen AP-1st SA- RADs
Pace Project No.: 92841936

Sample: BOW-BGWC-14A **Lab ID: 92841936012** Collected: 02/04/26 12:04 Received: 02/06/26 17:20 Matrix: Water
PWS: Site ID: Sample Type:

Parameters	Method	Act ± Unc (MDC) Carr Trac	Units	Analyzed	CAS No.	Qual
	Pace Analytical Services - Greensburg					
Radium-226	EPA 9315	**-0.0337U ± 0.158 (0.416) C:82% T:NA**	pCi/L	02/26/26 08:26	13982-63-3	
	Pace Analytical Services - Greensburg					
Radium-228	EPA 9320	**1.66 ± 0.611 (0.893) C:75% T:75%**	pCi/L	02/24/26 15:01	15262-20-1	
	Pace Analytical Services - Greensburg					
Total Radium	Total Radium Calculation	**1.66 ± 0.769 (1.31)**	pCi/L	02/26/26 13:52	7440-14-4	

REPORT OF LABORATORY ANALYSIS

This report shall not be reproduced, except in full,
without the written consent of Pace Analytical Services, LLC.

Pace Analytical Services, LLC
9800 Kincey Ave. Suite 100
Huntersville, NC 28078
(704)875-9092

ANALYTICAL RESULTS - RADIOCHEMISTRY

Project: Plant Bowen AP-1st SA- RADs
Pace Project No.: 92841936

Sample: BOW-BGWC-16 **Lab ID: 92841936013** Collected: 02/04/26 11:00 Received: 02/06/26 17:20 Matrix: Water
PWS: Site ID: Sample Type:

Parameters	Method	Act ± Unc (MDC) Carr Trac	Units	Analyzed	CAS No.	Qual
	Pace Analytical Services - Greensburg					
Radium-226	EPA 9315	**0.108U ± 0.166 (0.371)** **C:88% T:NA**	pCi/L	02/26/26 08:26	13982-63-3	
	Pace Analytical Services - Greensburg					
Radium-228	EPA 9320	**1.45 ± 0.620 (0.975)** **C:72% T:72%**	pCi/L	02/24/26 15:01	15262-20-1	
	Pace Analytical Services - Greensburg					
Total Radium	Total Radium Calculation	**1.56 ± 0.786 (1.35)**	pCi/L	02/26/26 13:52	7440-14-4	

This report shall not be reproduced, except in full,
without the written consent of Pace Analytical Services, LLC.

Pace Analytical Services, LLC
9800 Kincey Ave. Suite 100
Huntersville, NC 28078
(704)875-9092

ANALYTICAL RESULTS - RADIOCHEMISTRY

Project: Plant Bowen AP-1st SA- RADs
Pace Project No.: 92841936

Sample: BOW-BGWC-17 **Lab ID: 92841936014** Collected: 02/04/26 13:35 Received: 02/06/26 17:20 Matrix: Water
PWS: Site ID: Sample Type:

Parameters	Method	Act ± Unc (MDC) Carr Trac	Units	Analyzed	CAS No.	Qual
	Pace Analytical Services - Greensburg					
Radium-226	EPA 9315	**-0.0167U ± 0.111 (0.310) C:81% T:NA**	pCi/L	02/26/26 08:26	13982-63-3	
	Pace Analytical Services - Greensburg					
Radium-228	EPA 9320	**0.576U ± 0.415 (0.798) C:77% T:80%**	pCi/L	02/24/26 15:01	15262-20-1	
	Pace Analytical Services - Greensburg					
Total Radium	Total Radium Calculation	**0.576U ± 0.526 (1.11)**	pCi/L	02/26/26 13:52	7440-14-4	

This report shall not be reproduced, except in full,
without the written consent of Pace Analytical Services, LLC.

Pace Analytical Services, LLC
9800 Kincey Ave. Suite 100
Huntersville, NC 28078
(704)875-9092

ANALYTICAL RESULTS - RADIOCHEMISTRY

Project: Plant Bowen AP-1st SA- RADs
Pace Project No.: 92841936

Sample: BOW-BGWC-18 **Lab ID: 92841936015** Collected: 02/04/26 15:20 Received: 02/06/26 17:20 Matrix: Water
PWS: Site ID: Sample Type:

Parameters	Method	Act ± Unc (MDC) Carr Trac	Units	Analyzed	CAS No.	Qual
	Pace Analytical Services - Greensburg					
Radium-226	EPA 9315	**0.0134U ± 0.141 (0.358) C:84% T:NA**	pCi/L	02/26/26 08:27	13982-63-3	
	Pace Analytical Services - Greensburg					
Radium-228	EPA 9320	**0.650U ± 0.433 (0.819) C:75% T:81%**	pCi/L	02/24/26 15:01	15262-20-1	
	Pace Analytical Services - Greensburg					
Total Radium	Total Radium Calculation	**0.663U ± 0.574 (1.18)**	pCi/L	02/26/26 13:52	7440-14-4	

This report shall not be reproduced, except in full,
without the written consent of Pace Analytical Services, LLC.

Pace Analytical Services, LLC
9800 Kincey Ave. Suite 100
Huntersville, NC 28078
(704)875-9092

ANALYTICAL RESULTS - RADIOCHEMISTRY

Project: Plant Bowen AP-1st SA- RADs
Pace Project No.: 92841936

Sample: BOW-BGWC-19 **Lab ID: 92841936016** Collected: 02/05/26 11:18 Received: 02/06/26 17:20 Matrix: Water
PWS: Site ID: Sample Type:

Parameters	Method	Act ± Unc (MDC) Carr Trac	Units	Analyzed	CAS No.	Qual
	Pace Analytical Services - Greensburg					
Radium-226	EPA 9315	**0.205U ± 0.163 (0.301)** **C:84% T:NA**	pCi/L	02/26/26 08:27	13982-63-3	
	Pace Analytical Services - Greensburg					
Radium-228	EPA 9320	**0.395U ± 0.481 (1.02)** **C:64% T:79%**	pCi/L	02/24/26 15:01	15262-20-1	
	Pace Analytical Services - Greensburg					
Total Radium	Total Radium Calculation	**0.600U ± 0.644 (1.32)**	pCi/L	02/26/26 13:52	7440-14-4	

This report shall not be reproduced, except in full,
without the written consent of Pace Analytical Services, LLC.

Pace Analytical Services, LLC
9800 Kincey Ave. Suite 100
Huntersville, NC 28078
(704)875-9092

ANALYTICAL RESULTS - RADIOCHEMISTRY

Project: Plant Bowen AP-1st SA- RADs
Pace Project No.: 92841936

Sample: BOW-BGWC-20 **Lab ID: 92841936017** Collected: 02/05/26 14:10 Received: 02/06/26 17:20 Matrix: Water
PWS: Site ID: Sample Type:

Parameters	Method	Act ± Unc (MDC) Carr Trac	Units	Analyzed	CAS No.	Qual
	Pace Analytical Services - Greensburg					
Radium-226	EPA 9315	**0.326 ± 0.193 (0.319)** **C:85% T:NA**	pCi/L	02/26/26 08:27	13982-63-3	
	Pace Analytical Services - Greensburg					
Radium-228	EPA 9320	**0.618U ± 0.436 (0.838)** **C:75% T:79%**	pCi/L	02/24/26 15:02	15262-20-1	
	Pace Analytical Services - Greensburg					
Total Radium	Total Radium Calculation	**0.944U ± 0.629 (1.16)**	pCi/L	02/26/26 13:52	7440-14-4	

This report shall not be reproduced, except in full,
without the written consent of Pace Analytical Services, LLC.

Pace Analytical Services, LLC
9800 Kincey Ave. Suite 100
Huntersville, NC 28078
(704)875-9092

ANALYTICAL RESULTS - RADIOCHEMISTRY

Project: Plant Bowen AP-1st SA- RADs
Pace Project No.: 92841936

Sample: BOW-BGWC-21 **Lab ID: 92841936018** Collected: 02/04/26 13:02 Received: 02/06/26 17:20 Matrix: Water
PWS: Site ID: Sample Type:

Parameters	Method	Act ± Unc (MDC) Carr Trac	Units	Analyzed	CAS No.	Qual
	Pace Analytical Services - Greensburg					
Radium-226	EPA 9315	**-0.0438U ± 0.124 (0.347) C:88% T:NA**	pCi/L	02/26/26 08:27	13982-63-3	
	Pace Analytical Services - Greensburg					
Radium-228	EPA 9320	**0.205U ± 0.422 (0.932) C:72% T:81%**	pCi/L	02/24/26 15:02	15262-20-1	
	Pace Analytical Services - Greensburg					
Total Radium	Total Radium Calculation	**0.205U ± 0.546 (1.28)**	pCi/L	02/26/26 13:52	7440-14-4	

This report shall not be reproduced, except in full,
without the written consent of Pace Analytical Services, LLC.

Pace Analytical Services, LLC
9800 Kincey Ave. Suite 100
Huntersville, NC 28078
(704)875-9092

ANALYTICAL RESULTS - RADIOCHEMISTRY

Project: Plant Bowen AP-1st SA- RADs
Pace Project No.: 92841936

Sample: BOW-BGWC-25 **Lab ID: 92841936019** Collected: 02/04/26 14:50 Received: 02/06/26 17:20 Matrix: Water
PWS: Site ID: Sample Type:

Parameters	Method	Act ± Unc (MDC) Carr Trac	Units	Analyzed	CAS No.	Qual
	Pace Analytical Services - Greensburg					
Radium-226	EPA 9315	**0.142U ± 0.167 (0.354) C:89% T:NA**	pCi/L	02/26/26 08:27	13982-63-3	
	Pace Analytical Services - Greensburg					
Radium-228	EPA 9320	**0.518U ± 0.460 (0.931) C:73% T:83%**	pCi/L	02/24/26 15:02	15262-20-1	
	Pace Analytical Services - Greensburg					
Total Radium	Total Radium Calculation	**0.660U ± 0.627 (1.29)**	pCi/L	02/26/26 13:52	7440-14-4	

REPORT OF LABORATORY ANALYSIS

This report shall not be reproduced, except in full,
without the written consent of Pace Analytical Services, LLC.

Pace Analytical Services, LLC
9800 Kincey Ave. Suite 100
Huntersville, NC 28078
(704)875-9092

ANALYTICAL RESULTS - RADIOCHEMISTRY

Project: Plant Bowen AP-1st SA- RADs
Pace Project No.: 92841936

Sample: BOW-BGWC-31 **Lab ID: 92841936020** Collected: 02/05/26 13:27 Received: 02/06/26 17:20 Matrix: Water
PWS: Site ID: Sample Type:

Parameters	Method	Act ± Unc (MDC) Carr Trac	Units	Analyzed	CAS No.	Qual
	Pace Analytical Services - Greensburg					
Radium-226	EPA 9315	**0.590 ± 0.246 (0.344) C:85% T:NA**	pCi/L	02/26/26 08:27	13982-63-3	
	Pace Analytical Services - Greensburg					
Radium-228	EPA 9320	**1.04 ± 0.498 (0.839) C:73% T:79%**	pCi/L	02/24/26 15:02	15262-20-1	
	Pace Analytical Services - Greensburg					
Total Radium	Total Radium Calculation	**1.63 ± 0.744 (1.18)**	pCi/L	02/26/26 13:52	7440-14-4	

This report shall not be reproduced, except in full,
without the written consent of Pace Analytical Services, LLC.

Pace Analytical Services, LLC
9800 Kincey Ave. Suite 100
Huntersville, NC 28078
(704)875-9092

ANALYTICAL RESULTS - RADIOCHEMISTRY

Project: Plant Bowen AP-1st SA- RADs
Pace Project No.: 92841936

Sample: BOW-BGWC-34D **Lab ID: 92841936021** Collected: 02/04/26 14:51 Received: 02/06/26 17:20 Matrix: Water
PWS: Site ID: Sample Type:

Parameters	Method	Act ± Unc (MDC) Carr Trac	Units	Analyzed	CAS No.	Qual
	Pace Analytical Services - Greensburg					
Radium-226	EPA 9315	**1.88 ± 0.442 (0.291) C:89% T:NA**	pCi/L	02/26/26 08:28	13982-63-3	
	Pace Analytical Services - Greensburg					
Radium-228	EPA 9320	**0.455U ± 0.429 (0.873) C:71% T:82%**	pCi/L	02/24/26 15:02	15262-20-1	
	Pace Analytical Services - Greensburg					
Total Radium	Total Radium Calculation	**2.34 ± 0.871 (1.16)**	pCi/L	02/26/26 13:52	7440-14-4	

This report shall not be reproduced, except in full,
without the written consent of Pace Analytical Services, LLC.

Pace Analytical Services, LLC
9800 Kincey Ave. Suite 100
Huntersville, NC 28078
(704)875-9092

ANALYTICAL RESULTS - RADIOCHEMISTRY

Project: Plant Bowen AP-1st SA- RADs
Pace Project No.: 92841936

Sample: BOW-BGWC-36D **Lab ID: 92841936022** Collected: 02/05/26 10:56 Received: 02/06/26 17:20 Matrix: Water
PWS: Site ID: Sample Type:

Parameters	Method	Act ± Unc (MDC) Carr Trac	Units	Analyzed	CAS No.	Qual
	Pace Analytical Services - Greensburg					
Radium-226	EPA 9315	**0.264U ± 0.172 (0.277) C:86% T:NA**	pCi/L	02/26/26 08:28	13982-63-3	
	Pace Analytical Services - Greensburg					
Radium-228	EPA 9320	**0.817 ± 0.459 (0.812) C:68% T:82%**	pCi/L	02/24/26 15:02	15262-20-1	
	Pace Analytical Services - Greensburg					
Total Radium	Total Radium Calculation	**1.08U ± 0.631 (1.09)**	pCi/L	02/26/26 13:52	7440-14-4	

This report shall not be reproduced, except in full,
without the written consent of Pace Analytical Services, LLC.

Pace Analytical Services, LLC
9800 Kincey Ave. Suite 100
Huntersville, NC 28078
(704)875-9092

ANALYTICAL RESULTS - RADIOCHEMISTRY

Project: Plant Bowen AP-1st SA- RADs
Pace Project No.: 92841936

Sample: BOW-BGWC-40 **Lab ID: 92841936023** Collected: 02/05/26 14:24 Received: 02/06/26 17:20 Matrix: Water
PWS: Site ID: Sample Type:

Parameters	Method	Act ± Unc (MDC) Carr Trac	Units	Analyzed	CAS No.	Qual
	Pace Analytical Services - Greensburg					
Radium-226	EPA 9315	**0.0561U ± 0.157 (0.373) C:90% T:NA**	pCi/L	02/26/26 08:28	13982-63-3	
	Pace Analytical Services - Greensburg					
Radium-228	EPA 9320	**0.446U ± 0.648 (1.39) C:55% T:67%**	pCi/L	02/24/26 15:02	15262-20-1	
	Pace Analytical Services - Greensburg					
Total Radium	Total Radium Calculation	**0.502U ± 0.805 (1.76)**	pCi/L	02/26/26 13:52	7440-14-4	

This report shall not be reproduced, except in full,
without the written consent of Pace Analytical Services, LLC.

Pace Analytical Services, LLC
9800 Kincey Ave. Suite 100
Huntersville, NC 28078
(704)875-9092

ANALYTICAL RESULTS - RADIOCHEMISTRY

Project: Plant Bowen AP-1st SA- RADs
Pace Project No.: 92841936

Sample: BOW-BGWC-50D **Lab ID: 92841936024** Collected: 02/03/26 15:16 Received: 02/06/26 17:20 Matrix: Water
PWS: Site ID: Sample Type:

Parameters	Method	Act ± Unc (MDC) Carr Trac	Units	Analyzed	CAS No.	Qual
	Pace Analytical Services - Greensburg					
Radium-226	EPA 9315	**0.625 ± 0.257 (0.350) C:83% T:NA**	pCi/L	02/26/26 08:52	13982-63-3	
	Pace Analytical Services - Greensburg					
Radium-228	EPA 9320	**0.344U ± 0.451 (0.960) C:67% T:74%**	pCi/L	02/24/26 15:02	15262-20-1	
	Pace Analytical Services - Greensburg					
Total Radium	Total Radium Calculation	**0.969U ± 0.708 (1.31)**	pCi/L	02/26/26 13:52	7440-14-4	

This report shall not be reproduced, except in full,
without the written consent of Pace Analytical Services, LLC.

Pace Analytical Services, LLC
9800 Kincey Ave. Suite 100
Huntersville, NC 28078
(704)875-9092

ANALYTICAL RESULTS - RADIOCHEMISTRY

Project: Plant Bowen AP-1st SA- RADs
Pace Project No.: 92841936

Sample: BOW-BGWC-51 **Lab ID: 92841936025** Collected: 02/05/26 10:50 Received: 02/06/26 17:20 Matrix: Water
PWS: Site ID: Sample Type:

Parameters	Method	Act ± Unc (MDC) Carr Trac	Units	Analyzed	CAS No.	Qual
	Pace Analytical Services - Greensburg					
Radium-226	EPA 9315	**0.0482U ± 0.129 (0.309) C:84% T:NA**	pCi/L	02/26/26 08:28	13982-63-3	
	Pace Analytical Services - Greensburg					
Radium-228	EPA 9320	**0.291U ± 0.453 (0.980) C:73% T:76%**	pCi/L	02/24/26 15:02	15262-20-1	
	Pace Analytical Services - Greensburg					
Total Radium	Total Radium Calculation	**0.339U ± 0.582 (1.29)**	pCi/L	02/26/26 13:52	7440-14-4	

This report shall not be reproduced, except in full,
without the written consent of Pace Analytical Services, LLC.

Pace Analytical Services, LLC
9800 Kincey Ave. Suite 100
Huntersville, NC 28078
(704)875-9092

ANALYTICAL RESULTS - RADIOCHEMISTRY

Project: Plant Bowen AP-1st SA- RADs
Pace Project No.: 92841936

Sample: BOW-BGWC-52 **Lab ID: 92841936026** Collected: 02/05/26 13:14 Received: 02/06/26 17:20 Matrix: Water
PWS: Site ID: Sample Type:

Parameters	Method	Act ± Unc (MDC) Carr Trac	Units	Analyzed	CAS No.	Qual
	Pace Analytical Services - Greensburg					
Radium-226	EPA 9315	**0.0581U ± 0.134 (0.317)** **C:76% T:NA**	pCi/L	02/26/26 08:28	13982-63-3	
	Pace Analytical Services - Greensburg					
Radium-228	EPA 9320	**0.344U ± 0.440 (0.933)** **C:77% T:71%**	pCi/L	02/24/26 15:02	15262-20-1	
	Pace Analytical Services - Greensburg					
Total Radium	Total Radium Calculation	**0.402U ± 0.574 (1.25)**	pCi/L	02/26/26 13:52	7440-14-4	

This report shall not be reproduced, except in full,
without the written consent of Pace Analytical Services, LLC.

Pace Analytical Services, LLC
9800 Kincey Ave. Suite 100
Huntersville, NC 28078
(704)875-9092

ANALYTICAL RESULTS - RADIOCHEMISTRY

Project: Plant Bowen AP-1st SA- RADs
Pace Project No.: 92841936

Sample: BOW-BGWC-53D **Lab ID: 92841936027** Collected: 02/04/26 12:03 Received: 02/06/26 17:20 Matrix: Water
PWS: Site ID: Sample Type:

Parameters	Method	Act ± Unc (MDC) Carr Trac	Units	Analyzed	CAS No.	Qual
	Pace Analytical Services - Greensburg					
Radium-226	EPA 9315	**0.278U ± 0.178 (0.282)** **C:83% T:NA**	pCi/L	02/26/26 08:28	13982-63-3	
	Pace Analytical Services - Greensburg					
Radium-228	EPA 9320	**0.217U ± 0.379 (0.828)** **C:72% T:78%**	pCi/L	02/24/26 15:02	15262-20-1	
	Pace Analytical Services - Greensburg					
Total Radium	Total Radium Calculation	**0.495U ± 0.557 (1.11)**	pCi/L	02/26/26 13:52	7440-14-4	

This report shall not be reproduced, except in full,
without the written consent of Pace Analytical Services, LLC.

Pace Analytical Services, LLC
9800 Kincey Ave. Suite 100
Huntersville, NC 28078
(704)875-9092

ANALYTICAL RESULTS - RADIOCHEMISTRY

Project: Plant Bowen AP-1st SA- RADs
Pace Project No.: 92841936

Sample: BOW-PZ-7 **Lab ID: 92841936028** Collected: 02/04/26 14:46 Received: 02/06/26 17:20 Matrix: Water
PWS: Site ID: Sample Type:

Parameters	Method	Act ± Unc (MDC) Carr Trac	Units	Analyzed	CAS No.	Qual
	Pace Analytical Services - Greensburg					
Radium-226	EPA 9315	**0.296U ± 0.189 (0.324)** **C:87% T:NA**	pCi/L	02/25/26 08:15	13982-63-3	
	Pace Analytical Services - Greensburg					
Radium-228	EPA 9320	**0.407U ± 0.409 (0.846)** **C:73% T:86%**	pCi/L	02/25/26 14:53	15262-20-1	
	Pace Analytical Services - Greensburg					
Total Radium	Total Radium Calculation	**0.703U ± 0.598 (1.17)**	pCi/L	02/26/26 18:38	7440-14-4	

This report shall not be reproduced, except in full,
without the written consent of Pace Analytical Services, LLC.

Pace Analytical Services, LLC
9800 Kincey Ave. Suite 100
Huntersville, NC 28078
(704)875-9092

ANALYTICAL RESULTS - RADIOCHEMISTRY

Project: Plant Bowen AP-1st SA- RADs
Pace Project No.: 92841936

Sample: BOW-AP1-FD-01 **Lab ID: 92841936029** Collected: 02/03/26 00:00 Received: 02/06/26 17:20 Matrix: Water
PWS: Site ID: Sample Type:

Parameters	Method	Act ± Unc (MDC) Carr Trac	Units	Analyzed	CAS No.	Qual
	Pace Analytical Services - Greensburg					
Radium-226	EPA 9315	**0.0343U ± 0.192 (0.472) C:75% T:NA**	pCi/L	02/25/26 08:15	13982-63-3	
	Pace Analytical Services - Greensburg					
Radium-228	EPA 9320	**0.308U ± 0.445 (0.956) C:69% T:77%**	pCi/L	02/25/26 14:53	15262-20-1	
	Pace Analytical Services - Greensburg					
Total Radium	Total Radium Calculation	**0.342U ± 0.637 (1.43)**	pCi/L	02/26/26 18:38	7440-14-4	

This report shall not be reproduced, except in full,
without the written consent of Pace Analytical Services, LLC.

Pace Analytical Services, LLC
9800 Kincey Ave. Suite 100
Huntersville, NC 28078
(704)875-9092

ANALYTICAL RESULTS - RADIOCHEMISTRY

Project: Plant Bowen AP-1st SA- RADs
Pace Project No.: 92841936

Sample: BOW-AP1-FD-02 **Lab ID: 92841936030** Collected: 02/04/26 00:00 Received: 02/06/26 17:20 Matrix: Water
PWS: Site ID: Sample Type:

Parameters	Method	Act ± Unc (MDC) Carr Trac	Units	Analyzed	CAS No.	Qual
	Pace Analytical Services - Greensburg					
Radium-226	EPA 9315	**0.0208U ± 0.144 (0.369)** **C:71% T:NA**	pCi/L	02/25/26 08:28	13982-63-3	
	Pace Analytical Services - Greensburg					
Radium-228	EPA 9320	**0.578U ± 0.441 (0.869)** **C:74% T:80%**	pCi/L	02/25/26 14:53	15262-20-1	
	Pace Analytical Services - Greensburg					
Total Radium	Total Radium Calculation	**0.599U ± 0.585 (1.24)**	pCi/L	02/26/26 18:38	7440-14-4	

This report shall not be reproduced, except in full,
without the written consent of Pace Analytical Services, LLC.

Pace Analytical Services, LLC
9800 Kincey Ave. Suite 100
Huntersville, NC 28078
(704)875-9092

ANALYTICAL RESULTS - RADIOCHEMISTRY

Project: Plant Bowen AP-1st SA- RADs
Pace Project No.: 92841936

Sample: BOW-AP1-FB-02 **Lab ID: 92841936031** Collected: 02/04/26 16:05 Received: 02/06/26 17:20 Matrix: Water
PWS: Site ID: Sample Type:

Parameters	Method	Act ± Unc (MDC) Carr Trac	Units	Analyzed	CAS No.	Qual
	Pace Analytical Services - Greensburg					
Radium-226	EPA 9315	**0.0907U ± 0.176 (0.405)** **C:78% T:NA**	pCi/L	02/25/26 08:28	13982-63-3	
	Pace Analytical Services - Greensburg					
Radium-228	EPA 9320	**0.731U ± 0.427 (0.777)** **C:71% T:87%**	pCi/L	02/25/26 14:53	15262-20-1	
	Pace Analytical Services - Greensburg					
Total Radium	Total Radium Calculation	**0.822U ± 0.603 (1.18)**	pCi/L	02/26/26 18:38	7440-14-4	

This report shall not be reproduced, except in full,
without the written consent of Pace Analytical Services, LLC.

Pace Analytical Services, LLC
9800 Kincey Ave. Suite 100
Huntersville, NC 28078
(704)875-9092

ANALYTICAL RESULTS - RADIOCHEMISTRY

Project: Plant Bowen AP-1st SA- RADs
Pace Project No.: 92841936

Sample: BOW-AP1-FB-03 **Lab ID: 92841936032** Collected: 02/05/26 15:30 Received: 02/06/26 17:20 Matrix: Water
PWS: Site ID: Sample Type:

Parameters	Method	Act ± Unc (MDC) Carr Trac	Units	Analyzed	CAS No.	Qual
	Pace Analytical Services - Greensburg					
Radium-226	EPA 9315	**-0.0845U ± 0.107 (0.351) C:75% T:NA**	pCi/L	02/25/26 08:28	13982-63-3	
	Pace Analytical Services - Greensburg					
Radium-228	EPA 9320	**0.918 ± 0.467 (0.803) C:70% T:88%**	pCi/L	02/25/26 14:53	15262-20-1	
	Pace Analytical Services - Greensburg					
Total Radium	Total Radium Calculation	**0.918U ± 0.574 (1.15)**	pCi/L	02/26/26 18:38	7440-14-4	

This report shall not be reproduced, except in full,
without the written consent of Pace Analytical Services, LLC.

Pace Analytical Services, LLC
9800 Kincey Ave. Suite 100
Huntersville, NC 28078
(704)875-9092

ANALYTICAL RESULTS - RADIOCHEMISTRY

Project: Plant Bowen AP-1st SA- RADs
Pace Project No.: 92841936

Sample: BOW-AP1-EB-02 **Lab ID: 92841936033** Collected: 02/04/26 16:15 Received: 02/06/26 17:20 Matrix: Water
PWS: Site ID: Sample Type:

Parameters	Method	Act ± Unc (MDC) Carr Trac	Units	Analyzed	CAS No.	Qual
	Pace Analytical Services - Greensburg					
Radium-226	EPA 9315	**0.00226U ± 0.128 (0.336) C:78% T:NA**	pCi/L	02/25/26 08:29	13982-63-3	
	Pace Analytical Services - Greensburg					
Radium-228	EPA 9320	**0.359U ± 0.401 (0.840) C:73% T:86%**	pCi/L	02/25/26 14:53	15262-20-1	
	Pace Analytical Services - Greensburg					
Total Radium	Total Radium Calculation	**0.361U ± 0.529 (1.18)**	pCi/L	02/26/26 18:38	7440-14-4	

This report shall not be reproduced, except in full,
without the written consent of Pace Analytical Services, LLC.

Pace Analytical Services, LLC
9800 Kincey Ave. Suite 100
Huntersville, NC 28078
(704)875-9092

ANALYTICAL RESULTS - RADIOCHEMISTRY

Project: Plant Bowen AP-1st SA- RADs
Pace Project No.: 92841936

Sample: BOW-AP1-EB-03 **Lab ID: 92841936034** Collected: 02/05/26 15:23 Received: 02/06/26 17:20 Matrix: Water
PWS: Site ID: Sample Type:

Parameters	Method	Act ± Unc (MDC) Carr Trac	Units	Analyzed	CAS No.	Qual
	Pace Analytical Services - Greensburg					
Radium-226	EPA 9315	**0.249U ± 0.189 (0.349) C:83% T:NA**	pCi/L	02/25/26 08:29	13982-63-3	
	Pace Analytical Services - Greensburg					
Radium-228	EPA 9320	**0.552U ± 0.451 (0.893) C:71% T:78%**	pCi/L	02/25/26 14:54	15262-20-1	
	Pace Analytical Services - Greensburg					
Total Radium	Total Radium Calculation	**0.801U ± 0.640 (1.24)**	pCi/L	02/26/26 18:38	7440-14-4	

This report shall not be reproduced, except in full,
without the written consent of Pace Analytical Services, LLC.

Pace Analytical Services, LLC
9800 Kincey Ave. Suite 100
Huntersville, NC 28078
(704)875-9092

ANALYTICAL RESULTS - RADIOCHEMISTRY

Project: Plant Bowen AP-1st SA- RADs
Pace Project No.: 92841936

Sample: BOW-AP1-FD-03 **Lab ID: 92841936035** Collected: 02/05/26 00:00 Received: 02/06/26 17:20 Matrix: Water
PWS: Site ID: Sample Type:

Parameters	Method	Act ± Unc (MDC) Carr Trac	Units	Analyzed	CAS No.	Qual
	Pace Analytical Services - Greensburg					
Radium-226	EPA 9315	**0.00327U ± 0.158 (0.406) C:79% T:NA**	pCi/L	02/25/26 08:29	13982-63-3	
	Pace Analytical Services - Greensburg					
Radium-228	EPA 9320	**0.482U ± 0.529 (1.10) C:69% T:79%**	pCi/L	02/25/26 14:55	15262-20-1	
	Pace Analytical Services - Greensburg					
Total Radium	Total Radium Calculation	**0.485U ± 0.687 (1.51)**	pCi/L	02/26/26 18:38	7440-14-4	

This report shall not be reproduced, except in full,
without the written consent of Pace Analytical Services, LLC.

Pace Analytical Services, LLC
9800 Kincey Ave. Suite 100
Huntersville, NC 28078
(704)875-9092

ANALYTICAL RESULTS - RADIOCHEMISTRY

Project: Plant Bowen AP-1st SA- RADs
Pace Project No.: 92841936

Sample: BOW-BGWC-30 **Lab ID: 92841936036** Collected: 02/09/26 11:00 Received: 02/10/26 13:35 Matrix: Water
PWS: Site ID: Sample Type:

Parameters	Method	Act ± Unc (MDC) Carr Trac	Units	Analyzed	CAS No.	Qual
	Pace Analytical Services - Greensburg					
Radium-226	EPA 9315	**0.329U ± 0.283 (0.548)** **C:84% T:NA**	pCi/L	02/27/26 08:55	13982-63-3	
	Pace Analytical Services - Greensburg					
Radium-228	EPA 9320	**0.729U ± 0.446 (0.826)** **C:71% T:91%**	pCi/L	03/03/26 12:21	15262-20-1	
	Pace Analytical Services - Greensburg					
Total Radium	Total Radium Calculation	**1.06U ± 0.729 (1.37)**	pCi/L	03/04/26 11:00	7440-14-4	

This report shall not be reproduced, except in full,
without the written consent of Pace Analytical Services, LLC.

Pace Analytical Services, LLC
9800 Kincey Ave. Suite 100
Huntersville, NC 28078
(704)875-9092

ANALYTICAL RESULTS - RADIOCHEMISTRY

Project: Plant Bowen AP-1st SA- RADs
Pace Project No.: 92841936

Sample: BOW-BGWC-38D **Lab ID: 92841936037** Collected: 02/09/26 12:03 Received: 02/10/26 13:35 Matrix: Water
PWS: Site ID: Sample Type:

Parameters	Method	Act ± Unc (MDC) Carr Trac	Units	Analyzed	CAS No.	Qual
	Pace Analytical Services - Greensburg					
Radium-226	EPA 9315	**1.02 ± 0.408 (0.528)** **C:77% T:NA**	pCi/L	02/27/26 08:57	13982-63-3	
	Pace Analytical Services - Greensburg					
Radium-228	EPA 9320	**0.854 ± 0.466 (0.842)** **C:76% T:98%**	pCi/L	03/03/26 12:21	15262-20-1	
	Pace Analytical Services - Greensburg					
Total Radium	Total Radium Calculation	**1.87 ± 0.874 (1.37)**	pCi/L	03/04/26 11:00	7440-14-4	

This report shall not be reproduced, except in full,
without the written consent of Pace Analytical Services, LLC.

Pace Analytical Services, LLC
9800 Kincey Ave. Suite 100
Huntersville, NC 28078
(704)875-9092

ANALYTICAL RESULTS - RADIOCHEMISTRY

Project: Plant Bowen AP-1st SA- RADs
Pace Project No.: 92841936

Sample: BOW-BGWC-49D **Lab ID: 92841936038** Collected: 02/09/26 12:51 Received: 02/10/26 13:35 Matrix: Water
PWS: Site ID: Sample Type:

Parameters	Method	Act ± Unc (MDC) Carr Trac	Units	Analyzed	CAS No.	Qual
	Pace Analytical Services - Greensburg					
Radium-226	EPA 9315	**1.55 ± 0.489 (0.519) C:86% T:NA**	pCi/L	02/27/26 08:58	13982-63-3	
	Pace Analytical Services - Greensburg					
Radium-228	EPA 9320	**2.08 ± 0.675 (0.926) C:75% T:89%**	pCi/L	03/03/26 12:21	15262-20-1	
	Pace Analytical Services - Greensburg					
Total Radium	Total Radium Calculation	**3.63 ± 1.16 (1.45)**	pCi/L	03/04/26 11:00	7440-14-4	

This report shall not be reproduced, except in full,
without the written consent of Pace Analytical Services, LLC.

Pace Analytical Services, LLC
9800 Kincey Ave. Suite 100
Huntersville, NC 28078
(704)875-9092

ANALYTICAL RESULTS - RADIOCHEMISTRY

Project: Plant Bowen AP-1st SA- RADs
Pace Project No.: 92841936

Sample: BOW-AP1-FB-04 **Lab ID: 92841936039** Collected: 02/09/26 13:30 Received: 02/10/26 13:35 Matrix: Water
PWS: Site ID: Sample Type:

Parameters	Method	Act ± Unc (MDC) Carr Trac	Units	Analyzed	CAS No.	Qual
	Pace Analytical Services - Greensburg					
Radium-226	EPA 9315	**-0.0576U ± 0.187 (0.521)** **C:89% T:NA**	pCi/L	02/27/26 08:58	13982-63-3	
	Pace Analytical Services - Greensburg					
Radium-228	EPA 9320	**0.404U ± 0.363 (0.742)** **C:88% T:93%**	pCi/L	03/03/26 12:21	15262-20-1	
	Pace Analytical Services - Greensburg					
Total Radium	Total Radium Calculation	**0.404U ± 0.550 (1.26)**	pCi/L	03/04/26 11:00	7440-14-4	

This report shall not be reproduced, except in full,
without the written consent of Pace Analytical Services, LLC.

Pace Analytical Services, LLC
9800 Kincey Ave. Suite 100
Huntersville, NC 28078
(704)875-9092

ANALYTICAL RESULTS - RADIOCHEMISTRY

Project: Plant Bowen AP-1st SA- RADs
Pace Project No.: 92841936

Sample: BOW-AP1-EB-04 **Lab ID: 92841936040** Collected: 02/09/26 14:30 Received: 02/10/26 13:35 Matrix: Water
PWS: Site ID: Sample Type:

Parameters	Method	Act ± Unc (MDC) Carr Trac	Units	Analyzed	CAS No.	Qual
	Pace Analytical Services - Greensburg					
Radium-226	EPA 9315	**-0.0785U ± 0.120 (0.396) C:87% T:NA**	pCi/L	02/27/26 08:58	13982-63-3	
	Pace Analytical Services - Greensburg					
Radium-228	EPA 9320	**0.649U ± 0.469 (0.920) C:72% T:91%**	pCi/L	03/03/26 16:29	15262-20-1	
	Pace Analytical Services - Greensburg					
Total Radium	Total Radium Calculation	**0.649U ± 0.589 (1.32)**	pCi/L	03/04/26 11:00	7440-14-4	

This report shall not be reproduced, except in full,
without the written consent of Pace Analytical Services, LLC.

Pace Analytical Services, LLC
9800 Kincey Ave. Suite 100
Huntersville, NC 28078
(704)875-9092

ANALYTICAL RESULTS - RADIOCHEMISTRY

Project: Plant Bowen AP-1st SA- RADs
Pace Project No.: 92841936

Sample: BOW-BGWA-2 **Lab ID: 92841936041** Collected: 02/06/26 11:48 Received: 02/13/26 14:30 Matrix: Water
PWS: Site ID: Sample Type:

Parameters	Method	Act ± Unc (MDC) Carr Trac	Units	Analyzed	CAS No.	Qual
	Pace Analytical Services - Greensburg					
Radium-226	EPA 9315	**0.589 ± 0.303 (0.464) C:89% T:NA**	pCi/L	02/27/26 08:58	13982-63-3	
	Pace Analytical Services - Greensburg					
Radium-228	EPA 9320	**0.650U ± 0.455 (0.887) C:75% T:88%**	pCi/L	03/03/26 16:29	15262-20-1	
	Pace Analytical Services - Greensburg					
Total Radium	Total Radium Calculation	**1.24U ± 0.758 (1.35)**	pCi/L	03/04/26 11:00	7440-14-4	

This report shall not be reproduced, except in full,
without the written consent of Pace Analytical Services, LLC.

Pace Analytical Services, LLC
9800 Kincey Ave. Suite 100
Huntersville, NC 28078
(704)875-9092

ANALYTICAL RESULTS - RADIOCHEMISTRY

Project: Plant Bowen AP-1st SA- RADs
Pace Project No.: 92841936

Sample: BOW-BGWC-23 **Lab ID: 92841936042** Collected: 02/06/26 11:38 Received: 02/13/26 14:30 Matrix: Water
PWS: Site ID: Sample Type:

Parameters	Method	Act ± Unc (MDC) Carr Trac	Units	Analyzed	CAS No.	Qual
	Pace Analytical Services - Greensburg					
Radium-226	EPA 9315	**0.218U ± 0.257 (0.545) C:83% T:NA**	pCi/L	02/27/26 08:59	13982-63-3	
	Pace Analytical Services - Greensburg					
Radium-228	EPA 9320	**1.11 ± 0.498 (0.842) C:78% T:86%**	pCi/L	03/03/26 16:29	15262-20-1	
	Pace Analytical Services - Greensburg					
Total Radium	Total Radium Calculation	**1.33U ± 0.755 (1.39)**	pCi/L	03/04/26 11:00	7440-14-4	

This report shall not be reproduced, except in full,
without the written consent of Pace Analytical Services, LLC.

Pace Analytical Services, LLC
9800 Kincey Ave. Suite 100
Huntersville, NC 28078
(704)875-9092

ANALYTICAL RESULTS - RADIOCHEMISTRY

Project: Plant Bowen AP-1st SA- RADs
Pace Project No.: 92841936

Sample: BOW-BGWC-32 **Lab ID: 92841936043** Collected: 02/06/26 10:37 Received: 02/13/26 14:30 Matrix: Water
PWS: Site ID: Sample Type:

Parameters	Method	Act ± Unc (MDC) Carr Trac	Units	Analyzed	CAS No.	Qual
	Pace Analytical Services - Greensburg					
Radium-226	EPA 9315	**0.487U ± 0.325 (0.607) C:89% T:NA**	pCi/L	02/27/26 08:59	13982-63-3	
	Pace Analytical Services - Greensburg					
Radium-228	EPA 9320	**0.862U ± 0.527 (0.992) C:63% T:91%**	pCi/L	03/03/26 16:29	15262-20-1	
	Pace Analytical Services - Greensburg					
Total Radium	Total Radium Calculation	**1.35U ± 0.852 (1.60)**	pCi/L	03/04/26 11:00	7440-14-4	

This report shall not be reproduced, except in full,
without the written consent of Pace Analytical Services, LLC.

Pace Analytical Services, LLC
9800 Kincey Ave. Suite 100
Huntersville, NC 28078
(704)875-9092

ANALYTICAL RESULTS - RADIOCHEMISTRY

Project: Plant Bowen AP-1st SA- RADs
Pace Project No.: 92841936

Sample: BOW-BGWC-35D **Lab ID: 92841936044** Collected: 02/06/26 12:45 Received: 02/13/26 14:30 Matrix: Water
PWS: Site ID: Sample Type:

Parameters	Method	Act ± Unc (MDC) Carr Trac	Units	Analyzed	CAS No.	Qual
	Pace Analytical Services - Greensburg					
Radium-226	EPA 9315	**1.27 ± 0.451 (0.578)** **C:88% T:NA**	pCi/L	02/27/26 08:59	13982-63-3	
	Pace Analytical Services - Greensburg					
Radium-228	EPA 9320	**0.898U ± 0.534 (1.01)** **C:77% T:87%**	pCi/L	03/03/26 15:16	15262-20-1	
	Pace Analytical Services - Greensburg					
Total Radium	Total Radium Calculation	**2.17 ± 0.985 (1.59)**	pCi/L	03/04/26 11:00	7440-14-4	

This report shall not be reproduced, except in full,
without the written consent of Pace Analytical Services, LLC.

Pace Analytical Services, LLC
9800 Kincey Ave. Suite 100
Huntersville, NC 28078
(704)875-9092

ANALYTICAL RESULTS - RADIOCHEMISTRY

Project: Plant Bowen AP-1st SA- RADs
Pace Project No.: 92841936

Sample: BOW-BGWC-43D **Lab ID: 92841936045** Collected: 02/06/26 11:00 Received: 02/13/26 14:30 Matrix: Water
PWS: Site ID: Sample Type:

Parameters	Method	Act ± Unc (MDC) Carr Trac	Units	Analyzed	CAS No.	Qual
	Pace Analytical Services - Greensburg					
Radium-226	EPA 9315	**0.383U ± 0.266 (0.462)** **C:87% T:NA**	pCi/L	02/27/26 08:23	13982-63-3	
	Pace Analytical Services - Greensburg					
Radium-228	EPA 9320	**0.408U ± 0.523 (1.12)** **C:66% T:90%**	pCi/L	03/03/26 15:16	15262-20-1	
	Pace Analytical Services - Greensburg					
Total Radium	Total Radium Calculation	**0.791U ± 0.789 (1.58)**	pCi/L	03/04/26 11:00	7440-14-4	

This report shall not be reproduced, except in full,
without the written consent of Pace Analytical Services, LLC.

Pace Analytical Services, LLC
9800 Kincey Ave. Suite 100
Huntersville, NC 28078
(704)875-9092

ANALYTICAL RESULTS - RADIOCHEMISTRY

Project: Plant Bowen AP-1st SA- RADs
Pace Project No.: 92841936

Sample: BOW-AP1-FD-04 **Lab ID: 92841936046** Collected: 02/10/26 00:00 Received: 02/13/26 14:30 Matrix: Water
PWS: Site ID: Sample Type:

Parameters	Method	Act ± Unc (MDC) Carr Trac	Units	Analyzed	CAS No.	Qual
	Pace Analytical Services - Greensburg					
Radium-226	EPA 9315	**1.00 ± 0.423 (0.602) C:78% T:NA**	pCi/L	02/27/26 08:24	13982-63-3	
	Pace Analytical Services - Greensburg					
Radium-228	EPA 9320	**1.26U ± 0.685 (1.28) C:69% T:84%**	pCi/L	03/03/26 15:16	15262-20-1	
	Pace Analytical Services - Greensburg					
Total Radium	Total Radium Calculation	**2.26 ± 1.11 (1.88)**	pCi/L	03/04/26 11:00	7440-14-4	

This report shall not be reproduced, except in full,
without the written consent of Pace Analytical Services, LLC.

Pace Analytical Services, LLC
9800 Kincey Ave. Suite 100
Huntersville, NC 28078
(704)875-9092

ANALYTICAL RESULTS - RADIOCHEMISTRY

Project: Plant Bowen AP-1st SA- RADs
Pace Project No.: 92841936

Sample: BOW-BGWC-22 **Lab ID: 92841936047** Collected: 02/10/26 09:40 Received: 02/13/26 14:30 Matrix: Water
PWS: Site ID: Sample Type:

Parameters	Method	Act ± Unc (MDC) Carr Trac	Units	Analyzed	CAS No.	Qual
	Pace Analytical Services - Greensburg					
Radium-226	EPA 9315	**0.332U ± 0.289 (0.567)** **C:84% T:NA**	pCi/L	02/27/26 08:24	13982-63-3	
	Pace Analytical Services - Greensburg					
Radium-228	EPA 9320	**0.452U ± 0.511 (1.08)** **C:76% T:88%**	pCi/L	03/03/26 15:17	15262-20-1	
	Pace Analytical Services - Greensburg					
Total Radium	Total Radium Calculation	**0.784U ± 0.800 (1.65)**	pCi/L	03/04/26 11:00	7440-14-4	

This report shall not be reproduced, except in full,
without the written consent of Pace Analytical Services, LLC.

Pace Analytical Services, LLC
9800 Kincey Ave. Suite 100
Huntersville, NC 28078
(704)875-9092

QUALITY CONTROL - RADIOCHEMISTRY

Project: Plant Bowen AP-1st SA- RADs
Pace Project No.: 92841936

QC Batch: 799531 | Analysis Method: EPA 9320
QC Batch Method: EPA 9320 | Analysis Description: 9320 Radium 228
Laboratory: Pace Analytical Services - Greensburg
Associated Lab Samples: 92841936028, 92841936029, 92841936030, 92841936031, 92841936032, 92841936033, 92841936034, 92841936035

METHOD BLANK: 3901253 | Matrix: Water
Associated Lab Samples: 92841936028, 92841936029, 92841936030, 92841936031, 92841936032, 92841936033, 92841936034, 92841936035

Parameter	Act ± Unc (MDC) Carr Trac	Units	Analyzed	Qualifiers
Radium-228	0.737 ± 0.413 (0.710) C:61% T:90%	pCi/L	02/25/26 14:53	

Results presented on this page are in the units indicated by the "Units" column except where an alternate unit is presented to the right of the result.

This report shall not be reproduced, except in full,
without the written consent of Pace Analytical Services, LLC.

Pace Analytical Services, LLC
9800 Kincey Ave. Suite 100
Huntersville, NC 28078
(704)875-9092

QUALITY CONTROL - RADIOCHEMISTRY

Project: Plant Bowen AP-1st SA- RADs
Pace Project No.: 92841936

QC Batch: 799529
QC Batch Method: EPA 9320
Analysis Method: EPA 9320
Analysis Description: 9320 Radium 228
Laboratory: Pace Analytical Services - Greensburg
Associated Lab Samples: 92841936004, 92841936005, 92841936006, 92841936007

METHOD BLANK: 3901251
Matrix: Water
Associated Lab Samples: 92841936004, 92841936005, 92841936006, 92841936007

Parameter	Act ± Unc (MDC) Carr Trac	Units	Analyzed	Qualifiers
Radium-228	0.111 ± 0.328 (0.739) C:73% T:86%	pCi/L	02/23/26 15:20	

Results presented on this page are in the units indicated by the "Units" column except where an alternate unit is presented to the right of the result.

This report shall not be reproduced, except in full,
without the written consent of Pace Analytical Services, LLC.

Pace Analytical Services, LLC
9800 Kincey Ave. Suite 100
Huntersville, NC 28078
(704)875-9092

QUALITY CONTROL - RADIOCHEMISTRY

Project: Plant Bowen AP-1st SA- RADs
Pace Project No.: 92841936

QC Batch: 798847
QC Batch Method: EPA 9315
Analysis Method: EPA 9315
Analysis Description: 9315 Total Radium
Laboratory: Pace Analytical Services - Greensburg
Associated Lab Samples: 92841936001, 92841936002, 92841936003

METHOD BLANK: 3897561
Matrix: Water
Associated Lab Samples: 92841936001, 92841936002, 92841936003

Parameter	Act ± Unc (MDC) Carr Trac	Units	Analyzed	Qualifiers
Radium-226	-0.0570 ± 0.114 (0.365) C:85% T:NA	pCi/L	02/16/26 08:39	

Results presented on this page are in the units indicated by the "Units" column except where an alternate unit is presented to the right of the result.

This report shall not be reproduced, except in full,
without the written consent of Pace Analytical Services, LLC.

Pace Analytical Services, LLC
9800 Kincey Ave. Suite 100
Huntersville, NC 28078
(704)875-9092

QUALITY CONTROL - RADIOCHEMISTRY

Project: Plant Bowen AP-1st SA- RADs
Pace Project No.: 92841936

QC Batch: 799530 | Analysis Method: EPA 9320
QC Batch Method: EPA 9320 | Analysis Description: 9320 Radium 228
Laboratory: Pace Analytical Services - Greensburg

Associated Lab Samples: 92841936008, 92841936009, 92841936010, 92841936011, 92841936012, 92841936013, 92841936014, 92841936015, 92841936016, 92841936017, 92841936018, 92841936019, 92841936020, 92841936021, 92841936022, 92841936023, 92841936024, 92841936025, 92841936026, 92841936027

METHOD BLANK: 3901252 | Matrix: Water

Associated Lab Samples: 92841936008, 92841936009, 92841936010, 92841936011, 92841936012, 92841936013, 92841936014, 92841936015, 92841936016, 92841936017, 92841936018, 92841936019, 92841936020, 92841936021, 92841936022, 92841936023, 92841936024, 92841936025, 92841936026, 92841936027

Parameter	Act ± Unc (MDC) Carr Trac	Units	Analyzed	Qualifiers
Radium-228	0.701 ± 0.433 (0.773) C:65% T:77%	pCi/L	02/24/26 14:59	

Results presented on this page are in the units indicated by the "Units" column except where an alternate unit is presented to the right of the result.

This report shall not be reproduced, except in full,
without the written consent of Pace Analytical Services, LLC.

Pace Analytical Services, LLC
9800 Kincey Ave. Suite 100
Huntersville, NC 28078
(704)875-9092

QUALITY CONTROL - RADIOCHEMISTRY

Project: Plant Bowen AP-1st SA- RADs
Pace Project No.: 92841936

QC Batch: 799466 | Analysis Method: EPA 9315
QC Batch Method: EPA 9315 | Analysis Description: 9315 Total Radium
Laboratory: Pace Analytical Services - Greensburg

Associated Lab Samples: 92841936008, 92841936009, 92841936010, 92841936011, 92841936012, 92841936013, 92841936014, 92841936015, 92841936016, 92841936017, 92841936018, 92841936019, 92841936020, 92841936021, 92841936022, 92841936023, 92841936024, 92841936025, 92841936026, 92841936027

METHOD BLANK: 3901106 | Matrix: Water

Associated Lab Samples: 92841936008, 92841936009, 92841936010, 92841936011, 92841936012, 92841936013, 92841936014, 92841936015, 92841936016, 92841936017, 92841936018, 92841936019, 92841936020, 92841936021, 92841936022, 92841936023, 92841936024, 92841936025, 92841936026, 92841936027

Parameter	Act ± Unc (MDC) Carr Trac	Units	Analyzed	Qualifiers
Radium-226	0.105 ± 0.154 (0.340) C:88% T:NA	pCi/L	02/26/26 08:25	

Results presented on this page are in the units indicated by the "Units" column except where an alternate unit is presented to the right of the result.

This report shall not be reproduced, except in full,
without the written consent of Pace Analytical Services, LLC.

Pace Analytical Services, LLC
9800 Kincey Ave. Suite 100
Huntersville, NC 28078
(704)875-9092

QUALITY CONTROL - RADIOCHEMISTRY

Project: Plant Bowen AP-1st SA- RADs
Pace Project No.: 92841936

QC Batch: 799465
QC Batch Method: EPA 9315
Analysis Method: EPA 9315
Analysis Description: 9315 Total Radium
Laboratory: Pace Analytical Services - Greensburg
Associated Lab Samples: 92841936004, 92841936005, 92841936006, 92841936007

METHOD BLANK: 3901105
Matrix: Water
Associated Lab Samples: 92841936004, 92841936005, 92841936006, 92841936007

Parameter	Act ± Unc (MDC) Carr Trac	Units	Analyzed	Qualifiers
Radium-226	0.114 ± 0.168 (0.372) C:85% T:NA	pCi/L	02/24/26 08:22	

Results presented on this page are in the units indicated by the "Units" column except where an alternate unit is presented to the right of the result.

This report shall not be reproduced, except in full,
without the written consent of Pace Analytical Services, LLC.

Pace Analytical Services, LLC
9800 Kincey Ave. Suite 100
Huntersville, NC 28078
(704)875-9092

QUALITY CONTROL - RADIOCHEMISTRY

Project: Plant Bowen AP-1st SA- RADs
Pace Project No.: 92841936

QC Batch: 798877
QC Batch Method: EPA 9320
Analysis Method: EPA 9320
Analysis Description: 9320 Radium 228
Laboratory: Pace Analytical Services - Greensburg
Associated Lab Samples: 92841936001, 92841936002, 92841936003

METHOD BLANK: 3897674
Matrix: Water
Associated Lab Samples: 92841936001, 92841936002, 92841936003

Parameter	Act ± Unc (MDC) Carr Trac	Units	Analyzed	Qualifiers
Radium-228	0.357 ± 0.376 (0.780) C:73% T:86%	pCi/L	02/18/26 14:26	

Results presented on this page are in the units indicated by the "Units" column except where an alternate unit is presented to the right of the result.

This report shall not be reproduced, except in full,
without the written consent of Pace Analytical Services, LLC.

Pace Analytical Services, LLC
9800 Kincey Ave. Suite 100
Huntersville, NC 28078
(704)875-9092

QUALITY CONTROL - RADIOCHEMISTRY

Project: Plant Bowen AP-1st SA- RADs
Pace Project No.: 92841936

QC Batch: 801445 | Analysis Method: EPA 9320
QC Batch Method: EPA 9320 | Analysis Description: 9320 Radium 228
Laboratory: Pace Analytical Services - Greensburg

Associated Lab Samples: 92841936036, 92841936037, 92841936038, 92841936039, 92841936040, 92841936041, 92841936042, 92841936043, 92841936044, 92841936045, 92841936046, 92841936047

METHOD BLANK: 3911297 | Matrix: Water

Associated Lab Samples: 92841936036, 92841936037, 92841936038, 92841936039, 92841936040, 92841936041, 92841936042, 92841936043, 92841936044, 92841936045, 92841936046, 92841936047

Parameter	Act ± Unc (MDC) Carr Trac	Units	Analyzed	Qualifiers
Radium-228	0.0102 ± 0.261 (0.614) C:70% T:92%	pCi/L	03/03/26 11:43	

Results presented on this page are in the units indicated by the "Units" column except where an alternate unit is presented to the right of the result.

This report shall not be reproduced, except in full,
without the written consent of Pace Analytical Services, LLC.

Pace Analytical Services, LLC
9800 Kincey Ave. Suite 100
Huntersville, NC 28078
(704)875-9092

QUALITY CONTROL - RADIOCHEMISTRY

Project: Plant Bowen AP-1st SA- RADs
Pace Project No.: 92841936

QC Batch: 801181 | Analysis Method: EPA 9315
QC Batch Method: EPA 9315 | Analysis Description: 9315 Total Radium
Laboratory: Pace Analytical Services - Greensburg

Associated Lab Samples: 92841936036, 92841936037, 92841936038, 92841936039, 92841936040, 92841936041, 92841936042, 92841936043, 92841936044, 92841936045, 92841936046, 92841936047

METHOD BLANK: 3910028 | Matrix: Water

Associated Lab Samples: 92841936036, 92841936037, 92841936038, 92841936039, 92841936040, 92841936041, 92841936042, 92841936043, 92841936044, 92841936045, 92841936046, 92841936047

Parameter	Act ± Unc (MDC) Carr Trac	Units	Analyzed	Qualifiers
Radium-226	-0.00782 ± 0.181 (0.481) C:90% T:NA	pCi/L	02/27/26 08:55	

Results presented on this page are in the units indicated by the "Units" column except where an alternate unit is presented to the right of the result.

This report shall not be reproduced, except in full,
without the written consent of Pace Analytical Services, LLC.

Pace Analytical Services, LLC
9800 Kincey Ave. Suite 100
Huntersville, NC 28078
(704)875-9092

QUALITY CONTROL - RADIOCHEMISTRY

Project: Plant Bowen AP-1st SA- RADs
Pace Project No.: 92841936

QC Batch: 799468
QC Batch Method: EPA 9315
Analysis Method: EPA 9315
Analysis Description: 9315 Total Radium
Laboratory: Pace Analytical Services - Greensburg
Associated Lab Samples: 92841936028, 92841936029, 92841936030, 92841936031, 92841936032, 92841936033, 92841936034, 92841936035

METHOD BLANK: 3901111
Matrix: Water
Associated Lab Samples: 92841936028, 92841936029, 92841936030, 92841936031, 92841936032, 92841936033, 92841936034, 92841936035

Parameter	Act ± Unc (MDC) Carr Trac	Units	Analyzed	Qualifiers
Radium-226	0.0130 ± 0.131 (0.344) C:66% T:NA	pCi/L	02/25/26 08:14	

Results presented on this page are in the units indicated by the "Units" column except where an alternate unit is presented to the right of the result.

This report shall not be reproduced, except in full,
without the written consent of Pace Analytical Services, LLC.

Pace Analytical Services, LLC
9800 Kincey Ave. Suite 100
Huntersville, NC 28078
(704)875-9092

QUALIFIERS

Project: Plant Bowen AP-1st SA- RADs
Pace Project No.: 92841936

DEFINITIONS

DF - Dilution Factor, if reported, represents the factor applied to the reported data due to dilution of the sample aliquot.

ND - Not Detected at or above adjusted reporting limit.

TNTC - Too Numerous To Count

J - Estimated concentration above the adjusted method detection limit and below the adjusted reporting limit.

MDL - Adjusted Method Detection Limit.

PQL - Practical Quantitation Limit.

RL - Reporting Limit - The lowest concentration value that meets project requirements for quantitative data with known precision and bias for a specific analyte in a specific matrix.

S - Surrogate

1,2-Diphenylhydrazine decomposes to and cannot be separated from Azobenzene using Method 8270. The result for each analyte is a combined concentration.

Consistent with EPA guidelines, unrounded data are displayed and have been used to calculate % recovery and RPD values.

LCS(D) - Laboratory Control Sample (Duplicate)

MS(D) - Matrix Spike (Duplicate)

DUP - Sample Duplicate

RPD - Relative Percent Difference

NC - Not Calculable.

SG - Silica Gel - Clean-Up

U - Indicates the compound was analyzed for, but not detected.

Acid preservation may not be appropriate for 2 Chloroethylvinyl ether.

A separate vial preserved to a pH of 4-5 is recommended in SW846 Chapter 4 for the analysis of Acrolein and Acrylonitrile by EPA Method 8260.

N-Nitrosodiphenylamine decomposes and cannot be separated from Diphenylamine using Method 8270. The result reported for each analyte is a combined concentration.

Reported results are not rounded until the final step prior to reporting. Therefore, calculated parameters that are typically reported as "Total" may vary slightly from the sum of the reported component parameters.

Act - Activity

Unc - Uncertainty: SDWA = 1.96 sigma count uncertainty, all other matrices = Expanded Uncertainty (95% confidence interval). Gamma Spec = Expanded Uncertainty (95.4% Confidence Interval)

(MDC) - Minimum Detectable Concentration

Trac - Tracer Recovery (%)

Carr - Carrier Recovery (%)

Pace Analytical is TNI accredited. Contact your Pace PM for the current list of accredited analytes.

TNI - The NELAC Institute.

WORKORDER QUALIFIERS

WO: 92841936

[1] GEOSYNTEC

[2] DO NOT DILUTE. MUST MEET REPORTING LIMITS. LET PM KNOW FIRST IF THERE ARE ISSUES.

This report shall not be reproduced, except in full,
without the written consent of Pace Analytical Services, LLC.

Pace Analytical Services, LLC
9800 Kincey Ave. Suite 100
Huntersville, NC 28078
(704)875-9092

QUALITY CONTROL DATA CROSS REFERENCE TABLE

Project: Plant Bowen AP-1st SA- RADs
Pace Project No.: 92841936

Lab ID	Sample ID	QC Batch Method	QC Batch	Analytical Method	Analytical Batch
92841936001	**BOW-BGWC-24**	EPA 9315	798847		
92841936002	**BOW-AP1-FB-01**	EPA 9315	798847		
92841936003	**BOW-AP1-EB-01**	EPA 9315	798847		
92841936004	**BOW-BGWA-29**	EPA 9315	799465		
92841936005	**BOW-BGWA-47D**	EPA 9315	799465		
92841936006	**BOW-BGWA-48D**	EPA 9315	799465		
92841936007	**BOW-BGWC-7**	EPA 9315	799465		
92841936008	**BOW-BGWC-8**	EPA 9315	799466		
92841936009	**BOW-BGWC-9**	EPA 9315	799466		
92841936010	**BOW-BGWC-10**	EPA 9315	799466		
92841936011	**BOW-BGWC-12**	EPA 9315	799466		
92841936012	**BOW-BGWC-14A**	EPA 9315	799466		
92841936013	**BOW-BGWC-16**	EPA 9315	799466		
92841936014	**BOW-BGWC-17**	EPA 9315	799466		
92841936015	**BOW-BGWC-18**	EPA 9315	799466		
92841936016	**BOW-BGWC-19**	EPA 9315	799466		
92841936017	**BOW-BGWC-20**	EPA 9315	799466		
92841936018	**BOW-BGWC-21**	EPA 9315	799466		
92841936019	**BOW-BGWC-25**	EPA 9315	799466		
92841936020	**BOW-BGWC-31**	EPA 9315	799466		
92841936021	**BOW-BGWC-34D**	EPA 9315	799466		
92841936022	**BOW-BGWC-36D**	EPA 9315	799466		
92841936023	**BOW-BGWC-40**	EPA 9315	799466		
92841936024	**BOW-BGWC-50D**	EPA 9315	799466		
92841936025	**BOW-BGWC-51**	EPA 9315	799466		
92841936026	**BOW-BGWC-52**	EPA 9315	799466		
92841936027	**BOW-BGWC-53D**	EPA 9315	799466		
92841936028	**BOW-PZ-7**	EPA 9315	799468		
92841936029	**BOW-AP1-FD-01**	EPA 9315	799468		
92841936030	**BOW-AP1-FD-02**	EPA 9315	799468		
92841936031	**BOW-AP1-FB-02**	EPA 9315	799468		
92841936032	**BOW-AP1-FB-03**	EPA 9315	799468		
92841936033	**BOW-AP1-EB-02**	EPA 9315	799468		
92841936034	**BOW-AP1-EB-03**	EPA 9315	799468		
92841936035	**BOW-AP1-FD-03**	EPA 9315	799468		
92841936036	**BOW-BGWC-30**	EPA 9315	801181		
92841936037	**BOW-BGWC-38D**	EPA 9315	801181		
92841936038	**BOW-BGWC-49D**	EPA 9315	801181		
92841936039	**BOW-AP1-FB-04**	EPA 9315	801181		
92841936040	**BOW-AP1-EB-04**	EPA 9315	801181		
92841936041	**BOW-BGWA-2**	EPA 9315	801181		
92841936042	**BOW-BGWC-23**	EPA 9315	801181		
92841936043	**BOW-BGWC-32**	EPA 9315	801181		
92841936044	**BOW-BGWC-35D**	EPA 9315	801181		
92841936045	**BOW-BGWC-43D**	EPA 9315	801181		
92841936046	**BOW-AP1-FD-04**	EPA 9315	801181		
92841936047	**BOW-BGWC-22**	EPA 9315	801181		

This report shall not be reproduced, except in full,
without the written consent of Pace Analytical Services, LLC.

Pace Analytical Services, LLC
9800 Kincey Ave. Suite 100
Huntersville, NC 28078
(704)875-9092

QUALITY CONTROL DATA CROSS REFERENCE TABLE

Project: Plant Bowen AP-1st SA- RADs
Pace Project No.: 92841936

Lab ID	Sample ID	QC Batch Method	QC Batch	Analytical Method	Analytical Batch
92841936001	**BOW-BGWC-24**	EPA 9320	798877		
92841936002	**BOW-AP1-FB-01**	EPA 9320	798877		
92841936003	**BOW-AP1-EB-01**	EPA 9320	798877		
92841936004	**BOW-BGWA-29**	EPA 9320	799529		
92841936005	**BOW-BGWA-47D**	EPA 9320	799529		
92841936006	**BOW-BGWA-48D**	EPA 9320	799529		
92841936007	**BOW-BGWC-7**	EPA 9320	799529		
92841936008	**BOW-BGWC-8**	EPA 9320	799530		
92841936009	**BOW-BGWC-9**	EPA 9320	799530		
92841936010	**BOW-BGWC-10**	EPA 9320	799530		
92841936011	**BOW-BGWC-12**	EPA 9320	799530		
92841936012	**BOW-BGWC-14A**	EPA 9320	799530		
92841936013	**BOW-BGWC-16**	EPA 9320	799530		
92841936014	**BOW-BGWC-17**	EPA 9320	799530		
92841936015	**BOW-BGWC-18**	EPA 9320	799530		
92841936016	**BOW-BGWC-19**	EPA 9320	799530		
92841936017	**BOW-BGWC-20**	EPA 9320	799530		
92841936018	**BOW-BGWC-21**	EPA 9320	799530		
92841936019	**BOW-BGWC-25**	EPA 9320	799530		
92841936020	**BOW-BGWC-31**	EPA 9320	799530		
92841936021	**BOW-BGWC-34D**	EPA 9320	799530		
92841936022	**BOW-BGWC-36D**	EPA 9320	799530		
92841936023	**BOW-BGWC-40**	EPA 9320	799530		
92841936024	**BOW-BGWC-50D**	EPA 9320	799530		
92841936025	**BOW-BGWC-51**	EPA 9320	799530		
92841936026	**BOW-BGWC-52**	EPA 9320	799530		
92841936027	**BOW-BGWC-53D**	EPA 9320	799530		
92841936028	**BOW-PZ-7**	EPA 9320	799531		
92841936029	**BOW-AP1-FD-01**	EPA 9320	799531		
92841936030	**BOW-AP1-FD-02**	EPA 9320	799531		
92841936031	**BOW-AP1-FB-02**	EPA 9320	799531		
92841936032	**BOW-AP1-FB-03**	EPA 9320	799531		
92841936033	**BOW-AP1-EB-02**	EPA 9320	799531		
92841936034	**BOW-AP1-EB-03**	EPA 9320	799531		
92841936035	**BOW-AP1-FD-03**	EPA 9320	799531		
92841936036	**BOW-BGWC-30**	EPA 9320	801445		
92841936037	**BOW-BGWC-38D**	EPA 9320	801445		
92841936038	**BOW-BGWC-49D**	EPA 9320	801445		
92841936039	**BOW-AP1-FB-04**	EPA 9320	801445		
92841936040	**BOW-AP1-EB-04**	EPA 9320	801445		
92841936041	**BOW-BGWA-2**	EPA 9320	801445		
92841936042	**BOW-BGWC-23**	EPA 9320	801445		
92841936043	**BOW-BGWC-32**	EPA 9320	801445		
92841936044	**BOW-BGWC-35D**	EPA 9320	801445		
92841936045	**BOW-BGWC-43D**	EPA 9320	801445		
92841936046	**BOW-AP1-FD-04**	EPA 9320	801445		

This report shall not be reproduced, except in full,
without the written consent of Pace Analytical Services, LLC.

Pace Analytical Services, LLC
9800 Kincey Ave. Suite 100
Huntersville, NC 28078
(704)875-9092

QUALITY CONTROL DATA CROSS REFERENCE TABLE

Project: Plant Bowen AP-1st SA- RADs
Pace Project No.: 92841936

Lab ID	Sample ID	QC Batch Method	QC Batch	Analytical Method	Analytical Batch
92841936047	**BOW-BGWC-22**	EPA 9320	801445		
92841936001	**BOW-BGWC-24**	Total Radium Calculation	800846		
92841936002	**BOW-AP1-FB-01**	Total Radium Calculation	800846		
92841936003	**BOW-AP1-EB-01**	Total Radium Calculation	800846		
92841936004	**BOW-BGWA-29**	Total Radium Calculation	802245		
92841936005	**BOW-BGWA-47D**	Total Radium Calculation	802245		
92841936006	**BOW-BGWA-48D**	Total Radium Calculation	802245		
92841936007	**BOW-BGWC-7**	Total Radium Calculation	802245		
92841936008	**BOW-BGWC-8**	Total Radium Calculation	802241		
92841936009	**BOW-BGWC-9**	Total Radium Calculation	802241		
92841936010	**BOW-BGWC-10**	Total Radium Calculation	802241		
92841936011	**BOW-BGWC-12**	Total Radium Calculation	802241		
92841936012	**BOW-BGWC-14A**	Total Radium Calculation	802241		
92841936013	**BOW-BGWC-16**	Total Radium Calculation	802241		
92841936014	**BOW-BGWC-17**	Total Radium Calculation	802241		
92841936015	**BOW-BGWC-18**	Total Radium Calculation	802241		
92841936016	**BOW-BGWC-19**	Total Radium Calculation	802241		
92841936017	**BOW-BGWC-20**	Total Radium Calculation	802241		
92841936018	**BOW-BGWC-21**	Total Radium Calculation	802241		
92841936019	**BOW-BGWC-25**	Total Radium Calculation	802241		
92841936020	**BOW-BGWC-31**	Total Radium Calculation	802241		
92841936021	**BOW-BGWC-34D**	Total Radium Calculation	802241		
92841936022	**BOW-BGWC-36D**	Total Radium Calculation	802241		
92841936023	**BOW-BGWC-40**	Total Radium Calculation	802241		
92841936024	**BOW-BGWC-50D**	Total Radium Calculation	802241		
92841936025	**BOW-BGWC-51**	Total Radium Calculation	802241		
92841936026	**BOW-BGWC-52**	Total Radium Calculation	802241		
92841936027	**BOW-BGWC-53D**	Total Radium Calculation	802241		
92841936028	**BOW-PZ-7**	Total Radium Calculation	802292		
92841936029	**BOW-AP1-FD-01**	Total Radium Calculation	802292		
92841936030	**BOW-AP1-FD-02**	Total Radium Calculation	802292		
92841936031	**BOW-AP1-FB-02**	Total Radium Calculation	802292		
92841936032	**BOW-AP1-FB-03**	Total Radium Calculation	802292		
92841936033	**BOW-AP1-EB-02**	Total Radium Calculation	802292		
92841936034	**BOW-AP1-EB-03**	Total Radium Calculation	802292		
92841936035	**BOW-AP1-FD-03**	Total Radium Calculation	802292		
92841936036	**BOW-BGWC-30**	Total Radium Calculation	803294		
92841936037	**BOW-BGWC-38D**	Total Radium Calculation	803294		
92841936038	**BOW-BGWC-49D**	Total Radium Calculation	803294		
92841936039	**BOW-AP1-FB-04**	Total Radium Calculation	803294		
92841936040	**BOW-AP1-EB-04**	Total Radium Calculation	803294		
92841936041	**BOW-BGWA-2**	Total Radium Calculation	803294		
92841936042	**BOW-BGWC-23**	Total Radium Calculation	803294		
92841936043	**BOW-BGWC-32**	Total Radium Calculation	803294		
92841936044	**BOW-BGWC-35D**	Total Radium Calculation	803294		
92841936045	**BOW-BGWC-43D**	Total Radium Calculation	803294		

This report shall not be reproduced, except in full,
without the written consent of Pace Analytical Services, LLC.

Pace Analytical Services, LLC
9800 Kincey Ave. Suite 100
Huntersville, NC 28078
(704)875-9092

QUALITY CONTROL DATA CROSS REFERENCE TABLE

Project: Plant Bowen AP-1st SA- RADs
Pace Project No.: 92841936

Lab ID	Sample ID	QC Batch Method	QC Batch	Analytical Method	Analytical Batch
92841936046	**BOW-AP1-FD-04**	Total Radium Calculation	803294		
92841936047	**BOW-BGWC-22**	Total Radium Calculation	803294		

This report shall not be reproduced, except in full,
without the written consent of Pace Analytical Services, LLC.

Pace	DC#_Title: ENV-FRM-HUN1-0083 v05_Sample Condition Upon Receipt
	Effective Date: 05/24/2024

Laboratory receiving samples:
Asheville ☐ Eden ☐ Greenwood ☐ Huntersville ☐ Raleigh ☐ Mechanicsville ☐ Atlanta ☑ Kernersville ☐

Sample Condition Upon Receipt

Client Name: GA Power

Project #:

WO# : 92841936

92841936

Courier: ☐ Commercial ☐ Fed Ex ☑ Pace ☐ UPS ☐ USPS ☐ Other:____ ☐ Client

Custody Seal Present? ☐ Yes ☑ No **Seals Intact?** ☐ Yes ☐ No ☑ N/A

Date/Initials Person Examining Contents: 2/3/26 (MT

Packing Material: ☐ Bubble Wrap ☐ Bubble Bags ☑ None ☐ Other

Biological Tissue Frozen? ☐ Yes ☐ No ☑ N/A

Thermometer: ☑ IR Gun ID: 083

Type of Ice: ☑ Wet ☐ Blue ☐ None

Cooler Temp: 2.2 **Correction Factor:** Add/Subtract (°C) 0.0

Temp should be above freezing to 6°C
☐ Samples out of temp criteria. Samples on ice, cooling process has begun

Cooler Temp Corrected (°C): 2.2

USDA Regulated Soil (☐ N/A, water sample)
Did samples originate in a quarantine zone within the United States: CA, NY, or SC (check maps)? ☐ Yes ☐ No

Did samples originate from a foreign source (internationally, including Hawaii and Puerto Rico)? ☐ Yes ☐ No

				Comments/Discrepancy:
Chain of Custody Present?	☑ Yes	☐ No	☐ N/A	1.
Samples Arrived within Hold Time?	☑ Yes	☐ No	☐ N/A	2.
Short Hold Time Analysis (<72 hr.)?	☐ Yes	☑ No	☐ N/A	3.
Rush Turn Around Time Requested?	☐ Yes	☑ No	☐ N/A	4.
Sufficient Volume?	☑ Yes	☐ No	☐ N/A	5.
Correct Containers Used?	☑ Yes	☐ No	☐ N/A	6.
-Pace Containers Used?	☑ Yes	☐ No	☐ N/A	
Containers Intact?	☑ Yes	☐ No	☐ N/A	7.
Dissolved analysis: Samples Field Filtered?	☐ Yes	☐ No	☑ N/A	8.
Sample Labels Match COC? -Includes Date/Time/ID/Analysis Matrix: W	☑ Yes	☐ No	☐ N/A	9.
Headspace in VOA Vials (>5-6mm)?	☐ Yes	☐ No	☑ N/A	10.
Trip Blank Present?	☐ Yes	☐ No	☑ N/A	11.
Trip Blank Custody Seals Present?	☐ Yes	☐ No	☑ N/A	

COMMENTS/SAMPLE DISCREPANCY

Field Data Required? ☐ Yes ☐ No

Lot ID of split containers:

CLIENT NOTIFICATION/RESOLUTION

Person contacted: _____ Date/Time: _____

Project Manager SCURF Review: _____ **Date:** _____

Project Manager SRF Review: _____ **Date:** _____

Pace

DC#_Title: ENV-FRM-HUN1-0083 v05_Sample Condition Upon Receipt

Effective Date: 05/24/2024

WO# : 92841936

PM: BV **Due Date: 02/24/26**

CLIENT: 92-GP-BOWLF

*Check mark top half of box if pH and/or dechlorination is verified and within the acceptance range for preservation samples.

Exceptions: VOA, Coliform, TOC, Oil and Grease, DRO/8015 (water) DOC, LLHg

**Bottom half of box is to list number of bottles

***Check all unpreserved Nitrates for chlorine

Project #

Laboratory Receiving Location: Asheville ☐ Eden ☐ Greenwood ☐ Huntersville ☐ Raleigh ☐ Mechanicsville ☐ Atlanta ☐ Kernersville ☐

Client_____ Profile/EZ (Circle one)_____ Notes_____

Item#	BP4U-125 mL Plastic Unpreserved (N/A) (Cl-)	BP3U-250 mL Plastic Unpreserved (N/A)	BP2U-500 mL Plastic Unpreserved (N/A)	BP1U-1 liter Plastic Unpreserved (N/A)	BP/N	BP4S-125 mL Plastic H2SO4 (pH < 2) (Cl-)	BP3N-250 mL plastic HNO3 (pH < 2)	BP4Z-125 mL Plastic ZN Acetate & NaOH (>9)	BP4B-125 mL Plastic NaOH (pH > 12) (Cl-)	WGFU-Wide-mouthed Glass jar Unpreserved	AG1U-1 liter Amber Unpreserved (N/A) (Cl-)	AG1H-1 liter Amber HCl (pH < 2)	AG3U-250 mL Amber Unpreserved (N/A) (Cl-)	AG1S-1 liter Amber H2SO4 (pH < 2)	AG3S-250 mL Amber H2SO4 (pH < 2)	DG94-40 mL Amber NH4Cl (N/A)(Cl-)	DG9H-40 mL VOA HCl (N/A)	VG9T-40 mL VOA Na2S2O3 (N/A)	VG9U-40 mL VOA Unpreserved (N/A)	DG9V-40 mL VOA H3PO4 (N/A)	KP7U-50 mL Plastic Unpreserved (N/A)	V/GK (3 vials per kit)-VPH/Gas kit (N/A)	SP5T-125 mL Sterile Plastic (N/A – lab)	SP2T-250 mL Sterile Plastic (N/A – lab)		BP3R-250 mL Plastic (NH2)2SO4 (9.3-9.7)	AG0U-100 mL Amber Unpreserved (N/A) (Cl-)	VSGU-20 mL Scintillation vials (N/A)	DG9U-40 mL Amber Unpreserved vials (N/A)
CC																													
1		2	1		2		2	1																					
2		2	1		2		2	1																					
3		2	1		2		2	1																					
4																													
5																													
6																													
7																													
8																													
9																													
10																													
11																													
12																													

pH Adjustment Log for Preserved Samples

Sample ID	Type of Preservative	pH upon receipt	Date preservation adjusted	Time preservation adjusted	Amount of Preservative added	Lot #

Note: Whenever there is a discrepancy affecting North Carolina compliance samples, a copy of this form will be sent to the North Carolina DENR Certification Office (i.e. Out of hold, incorrect preservative, out of temp, incorrect containers.

1938 1936

Pace

Pace® Location Requested (City/State)

CHAIN-OF-CUSTODY Analytical Request Document

Chain of Custody is a LEGAL DOCUMENT. Complete all relevant fields.

LAB USE ONLY: AFN Number/Logon Label Here

Scan QR Code for instructions

Contact/Report to: Kristen Jurikka, Mintao Lu, Marty Crook
Phone #: (470) 217-0008
E-Mail: inquiries@southernco.com
CC E-Mail: Laura Mizell, Ben Hodges, Mike Smiley, Yoella Gangi

Invoice To: Account Payable
Invoice E-Mail: georgia.apsouthernnuclear@southernco.com
Purchase Order #:
Application: GPC02474-0007
Quote #:

Sample Container Quantity: 1 2 3 3 1 4
Preservative Type: 2 1 1 2 1 5+6
Analysis Requested

County/State origin of sample(s): Georgia

Regulatory Program (DW, NPDES, RCRA, etc) if applicable: Reportable [ ] Yes [ ] No

Rush (Pre-approval required): [ ] Same Day [ ] 1 Day [ ] 2 Day [ ] 3 Day Other _____
Date Results Required:

QA/QC or WW Permit Parameters if applicable:
Field Filtered (if applicable): [ ] Yes [ ] No
Analysis:

Matrix: Drinking Water (DW), NPDES (NP), RCRA (RC), Wastewater (WW), Product (P), Soil/Solid (SL), Oil (OL), Wipe (WP), Tissue (TS), Biosolids (B), Vapor (V), Surface Water (SW), Sediment (SD)

Customer Sample ID | Matrix* | Comp / Grab | Composite Start Date | Composite Start Time | Collected or Composite End Date | Collected or Composite End Time | # Cont. | Analytical Chemistry Result | Analytical Chemistry Units | RAD 226/228 | 234PC Total Dissolved Solids | 300.0 F, SO4, Cl | Appendix III, IV | 232Th Alkalinity | 4500 SO Sulfide Water | Additional Metals (Fe, Mg, Mn, K, Na) | | | | | Sample Comment

Customer Sample ID	Matrix*	Comp / Grab	Composite Start Date	Composite Start Time	Collected or Composite End Date	Collected or Composite End Time	# Cont.	Analytical Chemistry Result	Analytical Chemistry Units	RAD 226/228	234PC Total Dissolved Solids	300.0 F, SO4, Cl	Appendix III, IV	232Th Alkalinity	4500 SO Sulfide Water	Additional Metals (Fe, Mg, Mn, K, Na)					Sample Comment
BOW BGWC 16	WG	G					6			X	X	X	X	X	X						
BOW BGWC 17	WG	G					6			X	X	X	X	X	X						
BOW BGWC 18	WG	G					6			X	X	X	X	X	X						
BOW BGWC 19	WG	G					6			X	X	X	X	X	X						
BOW BGWC 20	WG	G					6			X	X	X	X	X	X						
BOW BGWC 21	WG	G					6			X	X	X	X	X	X						
BOW BGWC 02	WG	G					6			X	X	X	X	X	X						
BOW BGWC 03	WG	G					6			X	X	X	X	X	X						
BOW BGWC 24	WG	G			2-2-2026	1526	6			X	X	X	X	X	X	X					
BOW BGWC 25	WG	G					6			X	X	X	X	X	X						

Customer Project Name/Number: Vogtle Site - BOW - BGWC - 2026
Phone: Site Address: State: Project Manager: Sampler: Purchase Order: Quote:

Collected By: William Lasker, Jay Stewart, Natalie Piparo, Shannon Northern, Jim Smith, Kyle Rhyne
Printed Name:
Signature:

Customer Remarks / Special Conditions / Possible Hazards:

Coolers: Thermometer ID: Correction Factor (°C): Cooler Temp (°C): Corrected Temp (°C):

Relinquished by/Company (Signature)	Date/Time	Received by/Company (Signature)	Date/Time
Ryan William / Pace	2/3/26 0930	Ryan William / Pace	2/3/26 0936
Ryan William / Pace	2/3/26 1345	Charles Hales 2/3/26	1345

Tracking Number:
Delivered by: [ ] In Person [ ] Courier [ ] Fed Ex [ ] UPS [ ] Other

Page: 2 of 5

By signing, I acknowledge the Chain of Custody constitutes acknowledgement and acceptance of the Pace® Terms and Conditions found at https://www.pacelabs.com/resource-library/resource/pace-terms-and-conditions/

ENV-FRM-CORP-0013_v01_110123

Pace® Location Requested (City/State)

CHAIN-OF-CUSTODY Analytical Request Document

Kristin Juranko, Minjao Lu, Marty Crook

(470) 217-0098

Laura Mudiff, Ben Hodges, Max Smiley, Noela Gangi

Account Payable

GPC82474-0007

Georgia

Reportable | | Yes | | No

Rush (Pre-approval required)
| | Same Day | | 1 Day | | 2 Day | | 3 Day Other _____

Data Results Requested

DW PWSID # or WW Permit # as applicable

Field Filtered (if applicable) | | Yes | | No

Analysis

Scan QR Code for Instructions

Bonnie Varg

165C7

EZ 3355548

Customer Sample ID	Matrix*	Comp / Grab	Composite Start Date	Composite Start Time	Collected or Composite End Date	Collected or Composite End Time	# Cont	Residual Chlorine Result	Residual Chlorine Units	RAO 226/228	2540C Total Dissolved Solids	300.0 F, SO4, Cl	*Appendix III, IV	2320B Alkalinity	4500S2D Sulfide Water	Additional Metals (Fe, Mg, Mn, K, Na)	Sample Comments
BOW BGWC B0E	WG	G					6			X	X	X	X	X	X		
BOW BGWC B1	WG	G					6			X	X	X	X	X	X		
BOW BGWC E2	WG	G					6			X	X	X	X	X	X		
BOW BGWC S3D	WG	G					6			X	X	X	X	X	X		
BOW P2 *	WG	G					6			X	X	X	X	X	X		
BOW AP1 FD	WG	G					6			X	X	X	X	X	X		
BOW AP1 FD	WG	G					6			X	X	X	X	X	X		
BOW AP1 FB [illegible]	WO	G			2-2-2026	1625	6			X	X	X	X	~~X~~	~~X~~		
BOW AP1 FB	WO	G					6			X	X	X	X	X	X		
BOW AP1 EB [illegible]	WO	G			2-2-2026	1615	6			X	X	X	X	~~X~~	~~X~~		

Collected By: William Lasker, Jay Stewart, Natalie Piparo, Printed Name: Sharvari Northey, Dr. Mohit, Kyla Rhyne
Signature

Customer Remarks / Special Conditions / Possible Hazards

Relinquished by/Company (Signature)	Date/Time	Received by/Company (Signature)	Date/Time
[signature]	2/3/26 0930	Ryan Williams / Pace	2/3/26 0930
Ryan Williams / Pace	2/3/26 1345	[signature] / Pace	2/3/26 1345

Delivered by: | | In Person | | Courier | | FedEx | | UPS | | Other

Pace® Location Requested (City/State) acknowledgment and acceptance of the Pace® Terms and Conditions found at https://www.pacelabs.com/resource-library/resource/pace-terms-and-conditions/

Pace	DC#_Title: ENV-FRM-HUN1-0083 v05_Sample Condition Upon Receipt
	Effective Date: 05/24/2024

Laboratory receiving samples:

Asheville ☐ Eden ☐ Greenwood ☐ Huntersville ☐ Raleigh ☐ Mechanicsville ☐ Atlanta ☑ Kernersville ☐

Sample Condition Upon Receipt

Client Name: GA Power

Project #: 92841936

Courier: ☐ Commercial ☐ Fed Ex ☐ UPS ☐ USPS ☑ Client ☐ Pace ☐ Other:____

Custody Seal Present? ☐ Yes ☑ No **Seals Intact?** ☐ Yes ☐ No ☑ N/A

Date/Initials Person Examining Contents: 2/9/26 (DH)

Packing Material: ☐ Bubble Wrap ☐ Bubble Bags ☑ None ☐ Other

Biological Tissue Frozen? ☐ Yes ☐ No ☑ N/A

Thermometer: ☑ IR Gun ID: 230 **Type of Ice:** ☑ Wet ☐ Blue ☐ None

Cooler Temp: 2.3 **Correction Factor:** Add/Subtract (°C) 0.0

Temp should be above freezing to 6°C

☐ Samples out of temp criteria. Samples on ice, cooling process has begun

Cooler Temp Corrected (°C): 2.3

USDA Regulated Soil (☐ N/A, water sample)

Did samples originate in a quarantine zone within the United States: CA, NY, or SC (check maps)? ☐ Yes ☐ No

Did samples originate from a foreign source (internationally, including Hawaii and Puerto Rico)? ☐ Yes ☐ No

				Comments/Discrepancy:
Chain of Custody Present?	☑ Yes	☐ No	☐ N/A	1.
Samples Arrived within Hold Time?	☑ Yes	☐ No	☐ N/A	2.
Short Hold Time Analysis (<72 hr.)?	☐ Yes	☑ No	☐ N/A	3.
Rush Turn Around Time Requested?	☐ Yes	☑ No	☐ N/A	4.
Sufficient Volume?	☑ Yes	☐ No	☐ N/A	5.
Correct Containers Used?	☑ Yes	☐ No	☐ N/A	6.
-Pace Containers Used?	☑ Yes	☐ No	☐ N/A	
Containers Intact?	☑ Yes	☐ No	☐ N/A	7.
Dissolved analysis: Samples Field Filtered?	☐ Yes	☐ No	☑ N/A	8.
Sample Labels Match COC?	☑ Yes	☐ No	☐ N/A	9.
-Includes Date/Time/ID/Analysis Matrix: W				
Headspace in VOA Vials (>5-6mm)?	☐ Yes	☐ No	☑ N/A	10.
Trip Blank Present?	☐ Yes	☐ No	☑ N/A	11.
Trip Blank Custody Seals Present?	☐ Yes	☐ No	☑ N/A	

COMMENTS/SAMPLE DISCREPANCY

Field Data Required? ☐ Yes ☐ No

Lot ID of split containers:

CLIENT NOTIFICATION/RESOLUTION

Person contacted: _____ Date/Time: _____

Project Manager SCURF Review: _____ **Date:** _____

Project Manager SRF Review: _____ **Date:** _____

*Check mark top half of box if pH and/or dechlorination is verified and within the acceptance range for preservation samples.
Exceptions: VOA, Coliform, TOC, Oil and Grease, DRO/8015 (water) DOC, LLHg
**Bottom half of box is to list number of bottles
***Check all unpreserved Nitrates for chlorine

Project #

Laboratory Receiving Location: Asheville ☐ Eden ☐ Greenwood ☐ Huntersville ☐ Raleigh ☐ Mechanicsville ☐ Atlanta ☐ Kernersville ☐

Client_____ Profile/EZ (Circle one)_____ Notes_____

Item#	BP4U-125 mL Plastic Unpreserved (N/A) (Cl-)	BP3U-250 mL Plastic Unpreserved (N/A)	BP2U-500 mL Plastic Unpreserved (N/A)	BP1U-1 liter Plastic Unpreserved (N/A)	BPIU	BP4S-125 mL Plastic H2SO4 (pH < 2) (Cl-)	BP3N-250 mL plastic HNO3 (pH < 2)	BP4Z-125 mL Plastic ZN Acetate & NaOH (>9)	BP4B-125 mL Plastic NaOH (pH > 12) (Cl-)	WGFU-Wide-mouthed Glass jar Unpreserved	AG1U-1 liter Amber Unpreserved (N/A) (Cl-)	AG1H-1 liter Amber HCl (pH < 2)	AG3U-250 mL Amber Unpreserved (N/A) (Cl-)	AG1S-1 liter Amber H2SO4 (pH < 2)	AG3S-250 mL Amber H2SO4 (pH < 2)	DG9A-40 mL Amber NH4Cl (N/A)(Cl-)	DG9H-40 mL VOA HCl (N/A)	VG9T-40 mL VOA Na2S2O3 (N/A)	VG9U-40 mL VOA Unpreserved (N/A)	DG9V-40 mL VOA H3PO4 (N/A)	KP7U-50 mL Plastic Unpreserved (N/A)	V/GK (3 vials per kit)-VPH/Gas kit (N/A)	SP5T-125 mL Sterile Plastic (N/A – lab)	SP2T-250 mL Sterile Plastic (N/A – lab)		BP3R-250 mL Plastic (NH2)2SO4 (9.3-9.7)	AG0U-100 mL Amber Unpreserved (N/A) (Cl-)	VSGU-20 mL Scintillation vials (N/A)	DG9U-40 mL Amber Unpreserved vials (N/A)
CC																													
1		2	1		2		2	1																					
2		2	1		2		2	1																					
3		2	1		2		2	1																					
4		2	1		2		2	1																					
5		2	1		2		2	1																					
6		2	1		2		2	1																					
7		2	1		2		2	1																					
8		2	1		2		2	1																					
9		2	1		2		2	1																					
10		2	1		2		2	1																					
11		2	1		2		2	1																					
12		2	1		2		2	1																					

pH Adjustment Log for Preserved Samples

Sample ID	Type of Preservative	pH upon receipt	Date preservation adjusted	Time preservation adjusted	Amount of Preservative added	Lot #

Note: Whenever there is a discrepancy affecting North Carolina compliance samples, a copy of this form will be sent to the North Carolina DENR Certification Office (i.e. Out of hold, incorrect preservative, out of temp, incorrect containers.

DC#_Title: ENV-FRM-HUN1-0083 v05_Sample Condition Upon Receipt

Effective Date: 05/24/2024

*Check mark top half of box if pH and/or dechlorination is verified and within the acceptance range for preservation samples.
Exceptions: VOA, Coliform, TOC, Oil and Grease, DRO/8015 (water) DOC, LLHg
**Bottom half of box is to list number of bottles
***Check all unpreserved Nitrates for chlorine

Project #

Laboratory Receiving Location: Asheville ☐ Eden ☐ Greenwood ☐ Huntersville ☐ Raleigh ☐ Mechanicsville ☐ Atlanta ☐ Kernersville ☐

Client_____ Profile/EZ (Circle one)_____ Notes_____

Item#	BP4U-125 mL Plastic Unpreserved (N/A) (Cl-)	BP3U-250 mL Plastic Unpreserved (N/A)	BP2U-500 mL Plastic Unpreserved (N/A)	BP1U-1 liter Plastic Unpreserved (N/A)	BP6U	BP4S-125 mL Plastic H2SO4 (pH < 2) (Cl-)	BP3N-250 mL plastic HNO3 (pH < 2)	BP4Z-125 mL Plastic ZN Acetate & NaOH (>9)	BP4B-125 mL Plastic NaOH (pH > 12) (Cl-)	WGFU-Wide-mouthed Glass jar Unpreserved	AG1U-1 liter Amber Unpreserved (N/A) (Cl-)	AG1H-1 liter Amber HCl (pH < 2)	AG3U-250 mL Amber Unpreserved (N/A) (Cl-)	AG1S-1 liter Amber H2SO4 (pH < 2)	AG3S-250 mL Amber H2SO4 (pH < 2)	DG9A-40 mL Amber NH4Cl (N/A)(Cl-)	DG9H-40 mL VOA HCl (N/A)	VG9T-40 mL VOA Na2S2O3 (N/A)	VG9U-40 mL VOA Unpreserved (N/A)	DG9V-40 mL VOA H3PO4 (N/A)	KP7U-50 mL Plastic Unpreserved (N/A)	V/GK (3 vials per kit)-VPH/Gas kit (N/A)	SP5T-125 mL Sterile Plastic (N/A – lab)	SP2T-250 mL Sterile Plastic (N/A – lab)		BP3R-250 mL Plastic (NH2)2SO4 (9.3-9.7)	AG0U-100 mL Amber Unpreserved (N/A) (Cl-)	VSGU-20 mL Scintillation vials (N/A)	DG9U-40 mL Amber Unpreserved vials (N/A)
CC																													
1		2	1		2		2	1																					
2		2	1		2		2	1																					
3		2	1		2		2	1																					
4		2	1		2		2	1																					
5		2	1		2		2	1																					
6		2	1		2		2	1																					
7		2	1		2		2	1																					
8		2	1		2		2	1																					
9		2	1		2		2	1																					
10		2	1		2		2	1																					
11		2	1		2		2	1																					
12		2	1		2		2	1																					

pH Adjustment Log for Preserved Samples

Sample ID	Type of Preservative	pH upon receipt	Date preservation adjusted	Time preservation adjusted	Amount of Preservative added	Lot #

Note: Whenever there is a discrepancy affecting North Carolina compliance samples, a copy of this form will be sent to the North Carolina DENR Certification Office (i.e. Out of hold, incorrect preservative, out of temp, incorrect containers.

*Check mark top half of box if pH and/or dechlorination is verified and within the acceptance range for preservation samples.
Exceptions: VOA, Coliform, TOC, Oil and Grease, DRO/8015 (water) DOC, LLHg
**Bottom half of box is to list number of bottles
***Check all unpreserved Nitrates for chlorine

Project #

Laboratory Receiving Location: Asheville ☐ Eden ☐ Greenwood ☐ Huntersville ☐ Raleigh ☐ Mechanicsville ☐ Atlanta ☐ Kernersville ☐

Client_____ Profile/EZ (Circle one)_____ Notes_____

Item#	BP4U-125 mL Plastic Unpreserved (N/A) (Cl-)	BP3U-250 mL Plastic Unpreserved (N/A)	BP2U-500 mL Plastic Unpreserved (N/A)	BP1U-1 liter Plastic Unpreserved (N/A)		BP4S-125 mL Plastic H2SO4 (pH < 2) (Cl-)	BP3N-250 mL plastic HNO3 (pH < 2)	BP4Z-125 mL Plastic ZN Acetate & NaOH (>9)	BP4B-125 mL Plastic NaOH (pH > 12) (Cl-)	WGFU-Wide-mouthed Glass jar Unpreserved	AG1U-1 liter Amber Unpreserved (N/A) (Cl-)	AG1H-1 liter Amber HCl (pH < 2)	AG3U-250 mL Amber Unpreserved (N/A) (Cl-)	AG1S-1 liter Amber H2SO4 (pH < 2)	AG3S-250 mL Amber H2SO4 (pH < 2)	DG94-40 mL Amber NH4Cl (N/A)(Cl-)	DG9H-40 mL VOA HCl (N/A)	VG9T-40 mL VOA Na2S2O3 (N/A)	VG9U-40 mL VOA Unpreserved (N/A)	DG9V-40 mL VOA H3PO4 (N/A)	KP7U-50 mL Plastic Unpreserved (N/A)	V/GK (3 vials per kit)-VPH/Gas kit (N/A)	SP5T-125 mL Sterile Plastic (N/A – lab)	SP2T-250 mL Sterile Plastic (N/A – lab)		BP3R-250 mL Plastic (NH2)2SO4 (9.3-9.7)	AG0U-100 mL Amber Unpreserved (N/A) (Cl-)	VSGU-20 mL Scintillation vials (N/A)	DG9U-40 mL Amber Unpreserved vials (N/A)
CC																													
1		2	1		2		2	1																					
2		1	1		2		2																						
3		1	1		2		2																						
4		1	1		2		2																						
5		1	1		2		2																						
6		1	1		2		2																						
7		1	1		2		2																						
8		1	1		2		2																						
9																													
10																													
11																													
12																													

pH Adjustment Log for Preserved Samples

Sample ID	Type of Preservative	pH upon receipt	Date preservation adjusted	Time preservation adjusted	Amount of Preservative added	Lot #

Note: Whenever there is a discrepancy affecting North Carolina compliance samples, a copy of this form will be sent to the North Carolina DENR Certification Office (i.e. Out of hold, incorrect preservative, out of temp, incorrect containers.

Pace® Location Requested (City/State): Pace Analytical Charlotte, 9800 Kincey Ave. Suite 100, Huntersville, NC 28078

CHAIN-OF-CUSTODY Analytical Request Document

Chain-of-Custody is a LEGAL DOCUMENT - Complete all relevant fields

LAB USE ONLY- Affix Workorder/Login Label Here

Scan QR Code for instructions

Company Name: Georgia Power - Bowen

Street Address: 241 Ralph McGill Blvd NE, Atlanta, GA 30308

Customer Project #:

Project Name: Plant Bowen AP 1st Semiannual 2026

Site Collection Info/Facility ID (as applicable):

Contact/Report To: Kristen Jurinko, Kevin Stephenson, Mintao Lu, Marty Crook

Phone #: (470) 217-0008; (404) 831-4407

E-Mail: knjurink@southernco.com; kmstephe@southernco.com

Cc E-Mail: Laura Midkiff, Ben Hodges, Mike Smilley, Noelia Gangi

Invoice to: Account Payable

Invoice E-mail: georgiapowerinvoices@southernco.com

Purchase Order # (if applicable): GPC82474-0007

Quote #:

Time Zone Collected: [ ] AK [ ] PT [ ] MT [ ] CT [X] ET

County / State origin of sample(s): Georgia

Data Deliverables: [ ] Level II [ ] Level III [ ] Level IV [ ] EQUIS [ ] Other

Regulatory Program (DW, RCRA, etc.) as applicable: Reportable [ ] Yes [ ] No

Rush (Pre-approval required): [ ] Same Day [ ] 1 Day [ ] 2 Day [ ] 3 Day Other _____

Date Results Requested:

DW PWSID # or WW Permit # as applicable:

Field Filtered (if applicable): [ ] Yes [ ] No

Analysis:

* Matrix Codes (Insert in Matrix box below): Drinking Water (DW), Ground Water (GW), Wastewater (WW), Product (P), Soil/Solid (SS), Oil (OL), Wipe (WP), Tissue (TS), Bioassay (B), Vapor (V), Surface Water (SW), Sediment (SED), Sludge (SL), Caulk (CK), Leachate (LL), Biosolid (BS), Other (OT)

Specify Container Size **: 1 | 2 | 3 | 3 | 3 | 3 | 4

Identify Container Preservative Type***: 2 | 1 | 1 | 2 | 2 | 1 | 5+6

**Container Size: (1) 1L, (2) 500mL, (3) 250mL, (4) 125mL, (5) 100mL, (6) 40mL vial, (7) EnCore, (8) TerraCore, (9) 90mL, (10) Other

*** Preservative Types: (1) None, (2) HNO3, (3) H2SO4, (4) HCl, (5) NaOH, (6) Zn Acetate, (7) NaHSO4, (8) Sod. Thiosulfate, (9) Ascorbic Acid, (10) MeOH, (11) Other

Lab Use Only: Proj. Mgr: Bonnie Vang; AcctNum / Client ID:; Table #:; Profile / Template: 16507; Prelog / Bottle Ord. ID: EZ 3355548

Customer Sample ID	Matrix *	Comp / Grab	Composite Start Date	Composite Start Time	Collected or Composite End Date	Collected or Composite End Time	# Cont.	Residual Chlorine Result	Residual Chlorine Units	RAD 226/228	2540C Total Dissolved Solids	300.0-F-, SO4 2-, Cl-	*Appendix III, IV Metals	Additional Metals (Fe, Mg, Mn, K, Na)	2320B Alkalinity	4500S2D Sulfide Water	Sample Comment	Preservation non-conformance identified for sample
BOW-BGWA-2	WG	G					8			X	X	X	X	X	X	X		
BOW-BGWA-29	WG	G			2/5/26	1221	8			X	X	X	X	X	X	X	004	
BOW-BGWA-47D	WG	G			2/3/26	1210	8			X	X	X	X	X	X	X	005	
BOW-BGWA-48D	WG	G			2/3/26	1520	8			X	X	X	X	X	X	X	006	
BOW-BGWC-7	WG	G			2/4/26	1013	8			X	X	X	X	X	X	X	007	
BOW-BGWC-8	WG	G			2/3/26	1320	8			X	X	X	X	X	X	X	008	
BOW-BGWC-9	WG	G			2/3/26	1506	8			X	X	X	X	X	X	X	009	
BOW-BGWC-10	WG	G			2/4/26	1040	8			X	X	X	X	X	X	X	010	
BOW-BGWC-12	WG	G			2/3/26	1524	8			X	X	X	X	X	X	X	011	
BOW-BGWC-14A	WG	G			2/4/26	1204	8			X	X	X	X	X	X	X	012	

Additional Instructions from Pace®:

Task Code: BOW-CCR-ASSMT-2026S1

*Appendix III: Boron, Calcium, Chloride, Fluoride, Sulfate, TDS

*Appendix IV: Antimony, Arsenic, Barium, Beryllium, Cadmium, Chromium, Cobalt, Fluoride, Lead, Lithium, Mercury, Molybdenum, Selenium, Thallium, Combined Radium

Collected By: William Laaker, Jay Siewert, Natalie Piparo, Shannon Northen, Ori Kimhi, Kyle Rhyne

Printed Name

Signature

ENSAFE

Customer Remarks / Special Conditions / Possible Hazards:

Coolers: Thermometer ID: Correction Factor (°C): Obs. Temp. (°C): Corrected Temp. (°C): [ ] On Ice

Relinquished by/Company: (Signature)	Date/Time:	Received by/Company: (Signature)	Date/Time:
EnSafe	2/6/26 1211	William W. Pace	2/6/26 1211
William W. Pace / Pace	2/6/26 1726	Charles Hardy	2/6/26 1726

Tracking Number:

Delivered by: [ ] In-Person [ ] Courier [ ] FedEx [ ] UPS [ ] Other

Page: 1 of 5

Submitting a sample via this chain of custody constitutes acknowledgment and acceptance of the Pace® Terms and Conditions found at https://www.pacelabs.com/resource-library/resource/pace-terms-and-conditions/

ENV-FRM-CORO-0019_v02_110123 ©

Pace® Location Requested (City/State):

Pace Analytical Charlotte
9800 Kincey Ave. Suite 100, Huntersville, NC 28078

CHAIN-OF-CUSTODY Analytical Request Document

Chain-of-Custody is a LEGAL DOCUMENT - Complete all relevant fields

LAB USE ONLY- Affix Workorder/Login Label Here

Scan QR Code for instructions

Company Name: Georgia Power - Bowen
Street Address:
241 Ralph McGill Blvd NE, Atlanta, GA 30308

Customer Project #:
Project Name:
Plant Bowen AP 1st Semiannual 2026
Site Collection Info/Facility ID (as applicable):

Contact/Report To: Kristen Jurinko, Kevin Stephenson, Mintao Lu, Marty Crook
Phone #: (470) 217-0008; (404) 831-4407
E-Mail: knjurink@southernco.com; kmstephe@southernco.com
Cc E-Mail: Laura Midkiff, Ben Hodges, Mike Smilley, Noelia Gangi
Invoice to: Account Payable
Invoice E-mail:
georglapowerinvoices@southernco.com
Purchase Order # (if applicable): GPC82474-0007
Quote #:

Time Zone Collected: [ ] AK [ ] PT [ ] MT [ ] CT [X] ET

County / State origin of sample(s): Georgia

Data Deliverables:
[ ] Level II [ ] Level III [ ] Level IV
[ ] EQUIS
[ ] Other _____

Regulatory Program (DW, RCRA, etc.) as applicable:
Reportable [ ] Yes [ ] No

Rush (Pre-approval required):
[ ] Same Day [ ] 1 Day [ ] 2 Day [ ] 3 Day Other _____
Date Results Requested:

DW PWSID # or WW Permit # as applicable:
Field Filtered (if applicable): [ ] Yes [ ] No
Analysis:

* Matrix Codes (insert in Matrix box below): Drinking Water (DW), Ground Water (GW), Wastewater (WW), Product (P), Soil/Solid (SS), Oil (OL), Wipe (WP), Tissue (TS), Bioassay (B), Vapor (V), Surface Water (SW), Sediment (SED), Sludge (SL), Caulk (CK), Leachate (LL), Biosolid (BS), Other (OT)

Specify Container Size **: 1, 2, 3, 3, 3, 3, 4
Identify Container Preservative Type***: 2, 1, 1, 2, 2, 1, 5+6

**Container Size: (1) 1L, (2) 500mL, (3) 250mL, (4) 125mL, (5) 100mL, (6) 40mL vial, (7) EnCore, (8) TerraCore, (9) 90mL, (10) Other

*** Preservative Types: (1) None, (2) HNO3, (3) H2SO4, (4) HCl, (5) NaOH, (6) Zn Acetate, (7) NaHSO4, (8) Sod. Thiosulfate, (9) Ascorbic Acid, (10) MeOH, (11) Other

Customer Sample ID	Matrix *	Comp / Grab	Composite Start Date	Composite Start Time	Collected or Composite End Date	Collected or Composite End Time	# Cont.	Residual Chlorine Result	Residual Chlorine Units	RAD 226/228	2540C Total Dissolved Solids	300.0-F-,SO4 2-, Cl-	*Appendix III, IV Metals	Additional Metals (Fe, Mg, Mn, K, Na)	2320B Alkalinity	4500S2D Sulfide Water				Sample Comment	Preservation non-conformance identified for sample
BOW-BGWC-16	WG	G			2/4/26	1100	8			X	X	X	X	X	X	X				013	
BOW-BGWC-17	WG	G			2/4/26	1335	8			X	X	X	X	X	X	X				014	
BOW-BGWC-18	WG	G			2/4/26	1520	8			X	X	X	X	X	X	X				015	
BOW-BGWC-19	WG	G			2/5/26	1118	8			X	X	X	X	X	X	X				016	
BOW-BGWC-20	WG	G			2/5/26	1410	8			X	X	X	X	X	X	X				017	
BOW-BGWC-21	WG	G			2/4/26	1302	8			X	X	X	X	X	X	X				018	
BOW-BGWC-22	WG	G					8			X	X	X	X	X	X	X					
BOW-BGWC-23	WG	G					8			X	X	X	X	X	X	X					
BOW-BGWC-24	WG	G					8			X	X	X	X	X	X	X					
BOW-BGWC-25	WG	G			2/4/26	1450	8			X	X	X	X	X	X	X				019	

Lab Use Only:
Proj. Mgr: Bonnie Vang
AcctNum / Client ID:
Table #:
Profile / Template: 16507
Prelog / Bottle Ord. ID: EZ 3355548

Additional Instructions from Pace®:
Task Code: BOW-CCR-ASSMT-2026S1
*Appendix III: Boron, Calcium, Chloride, Fluoride, Sulfate, TDS
*Appendix IV: Antimony, Arsenic, Barium, Beryllium, Cadmium, Chromium, Cobalt, Fluoride, Lead, Lithium, Mercury, Molybdenum, Selenium, Thallium, Combined Radium

Collected By: William Lasker, Jay Siewert, Natalie Piparo,
Printed Name: Shannon Northen, Ori Kimhi, Kyle Rhyre
Signature: [signature] EnSafe

Customer Remarks / Special Conditions / Possible Hazards:

Coolers: Thermometer ID: Correction Factor (°C): Obs. Temp. (°C): Corrected Temp. (°C): [ ] On Ice

Relinquished by/Company: (Signature)	Date/Time:	Received by/Company: (Signature)	Date/Time:
[signature] EnSafe	2/6/26 1211	[signature] / Pace	2/6/26 1211
[signature] / Pace	2/6/26 1726	[signature] 2/6/26	1720

Tracking Number:
Delivered by: [ ] In-Person [ ] Courier [ ] FedEX [ ] UPS [ ] Other

Submitting a sample via this chain of custody constitutes acknowledgment and acceptance of the Pace® Terms and Conditions found at https://www.pacelabs.com/resource-library/resource/pace-terms-and-conditions/

ENV-FRM-CORQ-0019_v02_110123 ©

Pace® Location Requested (City/State):

Pace Analytical Charlotte
9800 Kinsey Ave. Suite 100, Huntersville, NC 28078

CHAIN-OF-CUSTODY Analytical Request Document

Chain-of-Custody is a LEGAL DOCUMENT - Complete all relevant fields

LAB USE ONLY- Affix Workorder/Login Label Here

Scan QR Code for instructions

Company Name: Georgia Power - Bowen

Street Address: 241 Ralph McGill Blvd NE, Atlanta, GA 30308

Customer Project #:

Project Name: Plant Bowen AP 1st Semiannual 2026

Site Collection Info/Facility ID (as applicable):

Contact/Report To: Kristen Jurinko, Kevin Stephenson, Mintao Lu, Marty Crook

Phone #: (470) 217-0008; (404) 831-4407

E Mail: knjurink@southernco.com; kmstephe@southernco.com

Cc E-Mail: Laura Midkiff, Ben Hodges, Mike Smilley, Noelia Gangi

Invoice to: Account Payable

Invoice E-mail: georgiapowerinvoices@southernco.com

Purchase Order # (if applicable): GPC82474-0007

Quote #:

Time Zone Collected: [ ] AK [ ] PT [ ] MT [ ] CT [X] ET

County / State origin of sample(s): Georgia

Data Deliverables: [ ] Level II [ ] Level III [ ] Level IV [ ] EQUIS [ ] Other

Regulatory Program (DW, RCRA, etc.) as applicable: Reportable [ ] Yes [ ] No

Rush (Pre-approval required): [ ] Same Day [ ] 1 Day [ ] 2 Day [ ] 3 Day Other

Date Results Requested:

DW PWSID # or WW Permit # as applicable:

Field Filtered (if applicable): [ ] Yes [ ] No

Analysis:

* Matrix Codes (Insert in Matrix box below): Drinking Water (DW), Ground Water (GW), Wastewater (WW), Product (P), Soil/Solid (SS), Oil (OL), Wipe (WP), Tissue (TS), Bioassay (B), Vapor (V), Surface Water (SW), Sediment (SED), Sludge (SL), Caulk (CK), Leachate (LL), Biosolid (BS), Other (OT)

Specify Container Size **: 1, 2, 3, 3, 3, 3, 4

Identify Container Preservative Type***: 2, 1, 1, 2, 2, 1, 5+6

**Container Size: (1) 1L, (2) 500mL, (3) 250mL, (4) 125mL, (5) 100mL, (6) 40mL vial, (7) EnCore, (8) TerraCore, (9) 50mL, (10) Other

*** Preservative Types: (1) None, (2) HNO3, (3) H2SO4, (4) HCl, (5) NaOH, (6) Zn Acetate, (7) NaHSO4, (8) Sod. Thiosulfate, (9) Ascorbic Acid, (10) MeOH, (11) Other

Lab Use Only: Proj. Mgr: Bonnie Vang; AcctNum / Client ID:; Table #:; Profile / Template: 16507; Prelog / Bottle Ord. ID: EZ 3355548

Customer Sample ID	Matrix *	Comp / Grab	Composite Start Date	Composite Start Time	Collected or Composite End Date	Collected or Composite End Time	# Cont.	Residual Chlorine Result	Residual Chlorine Units	RAD 226/228	2540C Total Dissolved Solids	300.0-F-, SO_4^{2-}, Cl-	*Appendix III, IV Metals	Additional Metals (Fe, Mg, Mn, K, Na)	2320B Alkalinity	4500S2D Sulfide Water	Sample Comment	Preservation non-conformance identified for sample
BOW-BGWC-30	WG	G					8			X	X	X	X	X	X	X		
BOW-BGWC-31	WG	G			2/5/26	1327	8			X	X	X	X	X	X	X	020	
BOW-BGWC-32	WG	G					8			X	X	X	X	X	X	X		
BOW-BGWC-34D	WG	G			2/4/26	1451	8			X	X	X	X	X	X	X	021	
BOW-BGWC-35D	WG	G					8			X	X	X	X	X	X	X		
BOW-BGWC-36D	WG	G			2/5/26	1056	8			X	X	X	X	X	X	X	022	
BOW-BGWC-38D	WG	G					8			X	X	X	X	X	X	X		
BOW-BGWC-40	WG	G			2/5/26	1424	8			X	X	X	X	X	X	X	023	
BOW-BGWC-43D	WG	G					8			X	X	X	X	X	X	X		
BOW-BGWC-49D	WG	G					8			X	X	X	X	X	X	X		

Additional Instructions from Pace®:

Task Code: BOW-CCR-ASSMT-2026S1

*Appendix III: Boron, Calcium, Chloride, Fluoride, Sulfate, TDS

*Appendix IV: Antimony, Arsenic, Barium, Beryllium, Cadmium, Chromium, Cobalt, Fluoride, Lead, Lithium, Mercury, Molybdenum, Selenium, Thallium, Combined Radium

Collected By: William Laaker, Jay Siewert, Natalie Piparo, Shannon Northen, Ori Kimhi, Kyle Rhyne

Printed Name

Signature

EnSafe

Customer Remarks / Special Conditions / Possible Hazards:

Coolers: Thermometer ID: Correction Factor (°C): Obs. Temp. (°C): Corrected Temp. (°C): [ ] On Ice

Relinquished by/Company: (Signature)	Date/Time:	Received by/Company: (Signature)	Date/Time:
EnSafe	2/6/26 1211	Ryan William / Pace	2/6/26 1211
Ryan William / Pace	2/6/26 1726	Charles Hunter	2/6/26 1726

Tracking Number:

Delivered by: [ ] In-Person [ ] Courier [ ] FedEX [ ] UPS [ ] Other

Page: 3 of 5

Submitting a sample via this chain of custody constitutes acknowledgment and acceptance of the Pace® Terms and Conditions found at https://www.pacelabs.com/resource-library/resource/pace-terms-and-conditions/

ENV-FRM-CORQ-0019_v02_110123 ©

Pace® Location Requested (City/State):

CHAIN-OF-CUSTODY Analytical Request Document

Chain-of-Custody is a LEGAL DOCUMENT - Complete all relevant fields

LAB USE ONLY - Affix Worksheet Login Label Here

Scan QR Code for Instructions

Company Name: Georgia Power - Bowen
Street Address: 241 Ralph McGill Blvd NE, Atlanta, GA 30308

Contact/Report To: Kristen Jurinko, Kevin Stephenson, Minbo Lu, Marty Crook
Phone #: (470) 217-0008; (404) 831-4407
E-Mail: kmjurink@southernco.com; kmstephe@southernco.com
Cc E-Mail: Laura Midkiff, Ben Hodges, Mike Smiley, Noelle Gangi

Customer Project #:
Project Name: Plant Bowen AP 1st Semiannual 2026
Site Collection Info/Facility ID (as applicable):

Invoice To: Account Payable
Invoice E-mail: georgiapowerinvoices@southernco.com
Purchase Order # (if applicable): GPC82474-0007
Quote #:

Time Zone Collected: [ ] AK [ ] PT [ ] MT [ ] CT [X] ET

County / State origin of sample(s): Georgia

Data Deliverables: [ ] Level I [ ] Level II [ ] Level IV [ ] EDD [ ] Other

Regulatory Program (DW, RCRA, etc.) as applicable: Reportable [ ] Yes [ ] No

Rush (Pre-approval required): [ ] Same Day [ ] 1 Day [ ] 2 Day [ ] 3 Day Other
Date Results Requested:

DW PWSID # or WW Permit # as applicable:
Field Filtered (if applicable): [ ] Yes [ ] No
Analysis:

*Matrix Codes (Insert in Matrix Box Below): Drinking Water (DW), Ground Water (GW), Wastewater (WW), Product (P), Soil/Solid (SL), Oil (OL), Wipe (WP), Tissue (TS), Bioassay (B), Vapor (V), Surface Water (SW), Sediment (SED), Sludge (SL), Chemical (CH), Leachate (LE), Biosolid (BS), Other (OT)

Customer Sample ID	Matrix*	Comp / Grab	Composite Start Date	Composite Start Time	Collected or Composite End Date	Collected or Composite End Time	# Cont.	Residual Chlorine Result	Residual Chlorine Units	RAD 226/228	2540C Total Dissolved Solids	300.0 F-, SO4*, Cl-	*Appendix III, IV Metals	Additional Metals (Fe, Mg, Mn, K, Na)	2320B Alkalinity	4500SO4 Sulfate Water					Sample Comment	Preservation Non-conformance Identified (Yes/No)
BOW-BGWC-50D	WG	G			2/3/26	1516	8			X	X	X	X	X	X	X						
BOW-BGWC-51	WG	G			2/5/26	1050	8			X	X	X	X	X	X	X						
BOW-BGWC-52	WG	G			2/5/26	1314	8			X	X	X	X	X	X	X						
BOW-BGWC-53D	WG	G			2/4/26	1203	8			X	X	X	X	X	X	X						
BOW-PZ-7	WG	G			2/4/26	1446	8			X	X	X	X	X	X	X						
BOW-AP1-FD-01	WG	G		WL	2/3/26	—	6			X	X	X	X									
BOW-AP1-FD-02	WG	G		2/4/26 ~~2/3/26~~		—	6			X	X	X	X									
BOW-AP1-FB-02	WG	G			2/4/26	1605	6			X	X	X	X									
BOW-AP1-FB-03	WG	G			2/5/26	1530	6			X	X	X	X									
BOW-AP1-EB-02	WG	G			2/4/26	1615	6			X	X	X	X									

Specify Container Size **: 1 1 3 3 3 3 4
Identify Container Preservative Type ***: 2 1 1 2 2 1 5+6
Analysis Requested

** Container Size: [1] 1L, [2] 500mL, [3] 250mL, [4] 125mL, [5] 120mL, [6] 40mL vial, [7] 2-Oz Cont., [8] Terra Core, [9] 5Gal, [10] Other

*** Preservative Types: [1] None, [2] HNO3, [3] H2SO4, [4] HCl, [5] NaOH, [6] Zn Acetate, [7] NaHSO4, [8] Sod Thiosulfate, [9] Ascorbic Acid, [10] MeOH, [11] Other

Lab Use Only: Prep Mgr: Bonnie Vang; Acct Num / Client ID:; Table #:; Profile / Template: 16507; Prelog / Bottle Ord. ID: EZ 3355548

Additional Instructions from Pace®:
Task Code: BOW-CCR-ASSMT-2026S1
*Appendix III: Boron, Calcium, Chloride, Fluoride, Sulfate, TDS
*Appendix IV: Antimony, Arsenic, Barium, Beryllium, Cadmium, Chromium, Cobalt, Fluoride, Lead, Lithium, Mercury, Molybdenum, Selenium, Thallium, Combined Radium

Collected By: William Leaker, Jay Stewart, Natalie Pipero, Shannon Northen, Ord Kimhi, Kyle Rhyne
Printed Name:
Signature:

Customer Remarks / Special Conditions / Possible Hazards

Coolers: Thermometer ID: Correction Factor (°C): Obs Temp (°C): Corrected Temp (°C): [ ] On Ice

Relinquished by/Company: (Signature)	Date/Time	Received by/Company: (Signature)	Date/Time
[signature]	2/6/26 1211	Ryan William / Pace	2/6/26 1211
Ryan William / Pace	2/6/26 1720	[signature] 2/6	2/6/26 1720

Tracking Number:
Delivered by: [ ] In-Person [ ] Courier [ ] FedEx [ ] UPS [ ] Other

Page: 4 of 5

Submitting a sample via this chain of custody constitutes acknowledgment and acceptance of the Pace® Terms and Conditions found at https://www.pacelabs.com/resource-library/resource/pace-terms-and-conditions/

ENV-FRM-CORO-0019_v03_110123 ©

Pace® Location Requested (City/State):

Pace Analytical Charlotte
9800 Kincey Ave. Suite 100, Huntersville, NC 28078

CHAIN-OF-CUSTODY Analytical Request Document

Chain-of-Custody is a LEGAL DOCUMENT - Complete all relevant fields

LAB USE ONLY- Affix Workorder/Login Label Here

Scan QR Code for instructions

Company Name: Georgia Power - Bowen

Street Address: 241 Ralph McGill Blvd NE, Atlanta, GA 30308

Customer Project #:

Project Name: Plant Bowen AP 1st Semiannual 2026

Site Collection Info/Facility ID (as applicable):

Contact/Report To: Kristen Jurinko, Kevin Stephenson, Mintao Lu, Marty Crook

Phone #: (470) 217-0008; (404) 831-4407

E-Mail: knjurink@southernco.com; kmstephe@southernco.com

Cc E-Mail: Laura Midkiff, Ben Hodges, Mike Smilley, Noelia Gangi

Invoice to: Account Payable

Invoice E-mail: georgiapowerinvoices@southernco.com

Purchase Order # (if applicable): GPC82474-0007

Quote #

Time Zone Collected: [ ] AK [ ] PT [ ] MT [ ] CT [X] ET

County / State origin of sample(s): Georgia

Data Deliverables: [ ] Level II [ ] Level III [ ] Level IV [ ] EQUIS [ ] Other_____

Regulatory Program (DW, RCRA, etc.) as applicable:

Reportable [ ] Yes [ ] No

Rush (Pre-approval required): [ ] Same Day [ ] 1 Day [ ] 2 Day [ ] 3 Day Other_____

Date Results Requested:

DW PWSID # or WW Permit # as applicable.

Field Filtered (if applicable): [ ] Yes [ ] No

Analysis:

* Matrix Codes (Insert in Matrix box below): Drinking Water (DW), Ground Water (GW), Wastewater (WW), Product (P), Soil/Solid (SS), Oil (OL), Wipe (WP), Tissue (TS), Bioassay (B), Vapor (V), Surface Water (SW), Sediment (SED), Sludge (SL), Caulk (CK), Leachate (LL), Biosolid (BS), Other (OT)

Specify Container Size**: 1 2 3 3 3 3 4

Identify Container Preservative Type***: 2 1 1 2 2 1 5+6

Analysis Requested

**Container Size: (1) 1L, (2) 500mL, (3) 250mL, (4) 125mL, (5) 100mL, (6) 40mL vial, (7) EnCore, (8) TerraCore, (9) 90mL, (10) Other

*** Preservative Types: (1) None, (2) HNO3, (3) H2SO4, (4) HCl, (5) NaOH, (6) Zn Acetate, (7) NaHSO4, (8) Sod. Thiosulfate, (9) Ascorbic Acid, (10) MeOH, (11) Other

Customer Sample ID	Matrix*	Comp / Grab	Composite Start Date	Composite Start Time	Collected or Composite End Date	Collected or Composite End Time	# Cont.	Residual Chlorine Result	Residual Chlorine Units	RAD 226/228	2540C Total Dissolved Solids	300.0-F-, SO4 2-, Cl-	*Appendix III, IV Metals	Additional Metals (Fe, Mg, Mn, K, Na)	2320B Alkalinity	4500S2D Sulfide Water				Sample Comment	Preservation non-conformance identified for sample.
BOW-AP1-EB-03	WQ	G			2/5/26	1523	6			X	X	X	X							034	
BOW-AP1-FD-03	WG	G			2/5/26	—	6			X	X	X	X							035	
	WG	G					6														
	WQ	G					6														
		G					6														
		G					6														
		G					6														
		G					6														

Lab Use Only: Proj. Mgr.: Bonnie Vang; AcctNum / Client ID:; Table #:; Profile / Template: 16507; Prelog / Bottle Ord. ID: EZ 3355548

Additional Instructions from Pace®:

Task Code: BOW-CCR-ASSMT-2026S1

*Appendix III: Boron, Calcium, Chloride, Fluoride, Sulfate, TDS

*Appendix IV: Antimony, Arsenic, Barium, Beryllium, Cadmium, Chromium, Cobalt, Fluoride, Lead, Lithium, Mercury, Molybdenum, Selenium, Thallium, Combined Radium

Collected By: William Laaker, Jay Siewert, Natalie Piparo, Shannon Northen, Ori Kimhi, Kyle Rhyne

Printed Name

Signature

EnSafe

Customer Remarks / Special Conditions / Possible Hazards:

Coolers: Thermometer ID: Correction Factor (°C): Obs. Temp. (°C): Corrected Temp. (°C): [ ] On Ice

Relinquished by/Company: (Signature)	Date/Time:	Received by/Company: (Signature)	Date/Time:
EnSafe	2/6/26 1211	William / Pace	2/6/26 1211
William / Pace	2/6/26 1720	[illegible]	2/6/26 1720

Tracking Number:

Delivered by: [ ] In-Person [ ] Courier [ ] FedEX [ ] UPS [ ] Other

Page: 5 of 5

Submitting a sample via this chain of custody constitutes acknowledgment and acceptance of the Pace® Terms and Conditions found at https://www.pacelabs.com/resource-library/resource/pace-terms-and-conditions/

ENV-FRM-CORQ-0019_v02_110123

Pace	**DC#_Title: ENV-FRM-HUN1-0083 v05_Sample Condition Upon Receipt**
	Effective Date: 05/24/2024

Laboratory receiving samples:

Asheville ☐ Eden ☐ Greenwood ☐ Huntersville ☐ Raleigh ☐ Mechanicsville ☐ Atlanta ☑ Kernersville ☐

Sample Condition Upon Receipt

Client Name: GA Power

Project #:

Courier: ☐ Commercial ☐ Fed Ex ☐ UPS ☐ USPS ☐ Client ☑ Pace ☐ Other:____

Custody Seal Present? ☐ Yes ☑ No **Seals Intact?** ☐ Yes ☐ No ☑ N/A

Date/Initials Person Examining Contents: JG 2/10/26

Packing Material: ☑ Bubble Wrap ☐ Bubble Bags ☐ None ☐ Other

Biological Tissue Frozen? ☐ Yes ☐ No ☑ N/A

Thermometer: ☑ IR Gun ID: 083 **Type of Ice:** ☑ Wet ☐ Blue ☐ None

Cooler Temp: 3.8 **Correction Factor:** Add/Subtract (°C) 0.0

Temp should be above freezing to 6°C

☐ Samples out of temp criteria. Samples on ice, cooling process has begun

Cooler Temp Corrected (°C): 3.8

USDA Regulated Soil (☐ N/A, water sample)

Did samples originate in a quarantine zone within the United States: CA, NY, or SC (check maps)? ☐ Yes ☐ No

Did samples originate from a foreign source (internationally, including Hawaii and Puerto Rico)? ☐ Yes ☐ No

				Comments/Discrepancy:
Chain of Custody Present?	☑ Yes	☐ No	☐ N/A	1.
Samples Arrived within Hold Time?	☑ Yes	☐ No	☐ N/A	2.
Short Hold Time Analysis (<72 hr.)?	☐ Yes	☑ No	☐ N/A	3.
Rush Turn Around Time Requested?	☐ Yes	☑ No	☐ N/A	4.
Sufficient Volume?	☑ Yes	☐ No	☐ N/A	5.
Correct Containers Used?	☑ Yes	☐ No	☐ N/A	6.
-Pace Containers Used?	☑ Yes	☐ No	☐ N/A	
Containers Intact?	☑ Yes	☐ No	☐ N/A	7.
Dissolved analysis: Samples Field Filtered?	☐ Yes	☐ No	☑ N/A	8.
Sample Labels Match COC? -Includes Date/Time/ID/Analysis Matrix: WG/WQ	☑ Yes	☐ No	☐ N/A	9.
Headspace in VOA Vials (>5-6mm)?	☐ Yes	☐ No	☑ N/A	10.
Trip Blank Present?	☐ Yes	☐ No	☑ N/A	11.
Trip Blank Custody Seals Present?	☐ Yes	☐ No	☑ N/A	

COMMENTS/SAMPLE DISCREPANCY

Field Data Required? ☐ Yes ☐ No

Lot ID of split containers:

CLIENT NOTIFICATION/RESOLUTION

Person contacted: _____ Date/Time: _____

Project Manager SCURF Review: _____ **Date:** _____

Project Manager SRF Review: _____ **Date:** _____

*Check mark top half of box if pH and/or dechlorination is verified and within the acceptance range for preservation samples.
Exceptions: VOA, Coliform, TOC, Oil and Grease, DRO/8015 (water) DOC, LLHg
**Bottom half of box is to list number of bottles
***Check all unpreserved Nitrates for chlorine

Project #

Laboratory Receiving Location: Asheville ☐ Eden ☐ Greenwood ☐ Huntersville ☐ Raleigh ☐ Mechanicsville ☐ Atlanta ☐ Kernersville ☐

Client_____ Profile/EZ (Circle one)_____ Notes_____

Item#	BP4U-125 mL Plastic Unpreserved (N/A) (Cl-)	BP3U-250 mL Plastic Unpreserved (N/A)	BP2U-500 mL Plastic Unpreserved (N/A)	BP1U-1 liter Plastic Unpreserved (N/A)	BPN	BP4S-125 mL Plastic H2SO4 (pH < 2) (Cl-)	BP3N-250 mL plastic HNO3 (pH < 2)	BP4Z-125 mL Plastic ZN Acetate & NaOH (>9)	BP4B-125 mL Plastic NaOH (pH > 12) (Cl-)	WGFU-Wide-mouthed Glass jar Unpreserved	AG1U-1 liter Amber Unpreserved (N/A) (Cl-)	AG1H-1 liter Amber HCl (pH < 2)	AG3U-250 mL Amber Unpreserved (N/A) (Cl-)	AG1S-1 liter Amber H2SO4 (pH < 2)	AG3S-250 mL Amber H2SO4 (pH < 2)	DG9A-40 mL Amber NH4Cl (N/A)(Cl-)	DG9H-40 mL VOA HCl (N/A)	VG9T-40 mL VOA Na2S2O3 (N/A)	VG9U-40 mL VOA Unpreserved (N/A)	DG9V-40 mL VOA H3PO4 (N/A)	KP7U-50 mL Plastic Unpreserved (N/A)	V/GK (3 vials per kit)-VPH/Gas kit (N/A)	SP5T-125 mL Sterile Plastic (N/A – lab)	SP2T-250 mL Sterile Plastic (N/A – lab)		BP3R-250 mL Plastic (NH4)2SO4 (9.3-9.7)	AG0U-100 mL Amber Unpreserved (N/A) (Cl-)	VSGU-20 mL Scintillation vials (N/A)	DG9U-40 mL Amber Unpreserved vials (N/A)
CC																													
1		2	1		2		2 ✓	1 ✓																					
2		2	1		2		2 ✓	1 ✓																					
3		2	1		2		2 ✓	1 ✓																					
4		1	1		2		2 ✓																						
5		1	1		2		2 ✓																						
6																													
7																													
8																													
9																													
10																													
11																													
12																													

pH Adjustment Log for Preserved Samples

Sample ID	Type of Preservative	pH upon receipt	Date preservation adjusted	Time preservation adjusted	Amount of Preservative added	Lot #

Note: Whenever there is a discrepancy affecting North Carolina compliance samples, a copy of this form will be sent to the North Carolina DENR Certification Office (i.e. Out of hold, incorrect preservative, out of temp, incorrect containers.

Pace® Location Requested (City/State):

Pace Analytical Charlotte
9800 Kincey Ave. Suite 100, Huntersville, NC 28078

CHAIN-OF-CUSTODY Analytical Request Document

Chain-of-Custody is a LEGAL DOCUMENT - Complete all relevant fields

LAB USE ONLY- Affix Workorder/Login Label Here

Scan QR Code for instructions

Company Name: Georgia Power - Bowen

Street Address: 241 Ralph McGill Blvd NE, Atlanta, GA 30308

Customer Project #:

Project Name: Plant Bowen AP 1st Semiannual 2026

Site Collection Info/Facility ID (as applicable):

Contact/Report To: Kristen Jurinko, Kevin Stephenson, Mintao Lu, Marty Crook

Phone #: (470) 217-0008; (404) 831-4407

E-Mail: knjurink@southernco.com; kmstephe@southernco.com

Cc E-Mail: Laura Midkiff, Ben Hodges, Mike Smilley, Noelia Gangi

Invoice to: Account Payable

Invoice E-mail: georgiapowerinvoices@southernco.com

Purchase Order # (if applicable): GPC82474-0007

Quote #:

Time Zone Collected: [ ] AK [ ] PT [ ] MT [ ] CT [X] ET

County / State origin of sample(s): Georgia

Data Deliverables: [ ] Level II [ ] Level III [ ] Level IV [ ] EQUIS [ ] Other

Regulatory Program (DW, RCRA, etc.) as applicable: Reportable [ ] Yes [ ] No

Rush (Pre-approval required): [ ] Same Day [ ] 1 Day [ ] 2 Day [ ] 3 Day Other

Date Results Requested:

DW PWSID # or WW Permit # as applicable:

Field Filtered (if applicable): [ ] Yes [ ] No

Analysis:

* Matrix Codes (Insert in Matrix box below): Drinking Water (DW), Ground Water (GW), Wastewater (WW), Product (P), Soil/Solid (SS), Oil (OL), Wipe (WP), Tissue (TS), Bioassay (B), Vapor (V), Surface Water (SW), Sediment (SED), Sludge (SL), Cauit (CK), Leachate (LL), Biosolid (BS), Other (OT)

Specify Container Size **: 1, 2, 3, 3, 3, 3, 4

Identify Container Preservative Type***: 2, 1, 1, 2, 2, 1, 5+6

**Container Size: (1) 1L, (2) 500mL, (3) 250mL, (4) 125mL, (5) 100mL, (6) 40mL vial, (7) EnCore, (8) TerraCore, (9) 90mL, (10) Other

*** Preservative Types: (1) None, (2) HNO3, (3) H2SO4, (4) HCl, (5) NaOH, (6) Zn Acetate, (7) NaHSO4, (8) Sod Thiosulfate, (9) Ascorbic Acid, (10) MeOH, (11) Other

Customer Sample ID	Matrix *	Comp / Grab	Composite Start Date	Composite Start Time	Collected or Composite End Date	Collected or Composite End Time	# Cont.	Residual Chlorine Result	Residual Chlorine Units	RAD 226/228	2540C Total Dissolved Solids	300.0-F-, SO4 2-, Cl-	*Appendix III, IV Metals	Additional Metals (Fe, Mg, Mn, K, Na)	2320B Alkalinity	4500S2D Sulfide Water				Sample Comment	Preservation non-conformance identified for sample
BOW-BGWC-30	WG	G			2/9/26	1100	8			X	X	X	X	X	X	X					
BOW-BGWC-31	WG	G					8			X	X	X	X	X	X	X					
BOW-BGWC-32	WG	G					8			X	X	X	X	X	X	X					
BOW-BGWC-34D	WG	G					8			X	X	X	X	X	X	X					
BOW-BGWC-35D	WG	G					8			X	X	X	X	X	X	X					
BOW-BGWC-36D	WG	G					8			X	X	X	X	X	X	X					
BOW-BGWC-38D	WG	G			2/9/26	1203	8			X	X	X	X	X	X	X					
BOW-BGWC-40	WG	G					8			X	X	X	X	X	X	X					
BOW-BGWC-43D	WG	G					8			X	X	X	X	X	X	X					
BOW-BGWC-49D	WG	G			2/9/26	1251	8			X	X	X	X	X	X	X					

Lab Use Only: Proj. Mgr: Bonnie Vang; AcctNum / Client ID:; Table #:; Profile / Template: 16507; Prelog / Bottle Ord. ID: EZ 3355548

Additional Instructions from Pace®:

Task Code: BOW-CCR-ASSMT-2026S1

*Appendix III: Boron, Calcium, Chloride, Fluoride, Sulfate, TDS

*Appendix IV: Antimony, Arsenic, Barium, Beryllium, Cadmium, Chromium, Cobalt, Fluoride, Lead, Lithium, Mercury, Molybdenum, Selenium, Thallium, Combined Radium

Collected By: William Laaker, Jay Siewert, Natalie Piparo, Shannon Northen, Ori Kimhi, Kyle Rhyne

Printed Name

Signature

EnSafe

Customer Remarks / Special Conditions / Possible Hazards:

Coolers: Thermometer ID: Correction Factor (°C): Obs. Temp. (°C): Corrected Temp. (°C): [ ] On Ice

Relinquished by/Company: (Signature)	Date/Time:	Received by/Company: (Signature)	Date/Time:
EnSafe	2/10/26 0812	Liam Williams / Pace	2/10/26 0812
Liam Williams / Pace	2/10/26 1335		2/10/26 1335

Tracking Number:

Delivered by: [ ] In-Person [ ] Courier [ ] FedEx [ ] UPS [ ] Other

Page: 3 of 5

Submitting a sample via this chain of custody constitutes acknowledgment and acceptance of the Pace® Terms and Conditions found at https://www.pacelabs.com/resource-library/resource/pace-terms-and-conditions/

ENV-FRM-CORO-0019_v02_110123 ©

Pace® Location Requested (City/State):

Pace Analytical Charlotte
9800 Kinney Ave. Suite 100, Huntersville, NC 28078

CHAIN-OF-CUSTODY Analytical Request Document

Chain-of-Custody is a LEGAL DOCUMENT - Complete all relevant fields

LAB USE ONLY- Affix Workorder/Login Label Here

Scan QR Code for instructions

Company Name: Georgia Power - Bowen

Street Address: 241 Ralph McGill Blvd NE, Atlanta, GA 30308

Customer Project #:

Project Name: Plant Bowen AP 1st Semiannual 2026

Site Collection Info/Facility ID (as applicable):

Contact/Report To: Kristen Jurinko, Kevin Stephenson, Mintao Lu, Marty Crook

Phone #: (470) 217-0008; (404) 831-4407

E-Mail: knjurink@southernco.com; kmstephe@southernco.com

Cc E-Mail: Laura Midkiff, Ben Hodges, Mike Smilley, Noelia Gangi

Invoice to: Account Payable

Invoice E-mail: georgiapowerinvoices@southernco.com

Purchase Order # (if applicable): GPC82474-0007

Quote #:

Time Zone Collected: [ ] AK [ ] PT [ ] MT [ ] CT [X] ET

County / State origin of sample(s): Georgia

Data Deliverables: [ ] Level II [ ] Level III [ ] Level IV [ ] EQUIS [ ] Other

Regulatory Program (DW, RCRA, etc.) as applicable: Reportable [ ] Yes [ ] No

Rush (Pre-approval required): [ ] Same Day [ ] 1 Day [ ] 2 Day [ ] 3 Day Other

Date Results Requested:

DW PWSID # or WW Permit # as applicable:

Field Filtered (if applicable): [ ] Yes [ ] No

Analysis:

* Matrix Codes (Insert in Matrix box below): Drinking Water (DW), Ground Water (GW), Wastewater (WW), Product (P), Soil/Solid (SS), Oil (OL), Wipe (WP), Tissue (TS), Bioassay (B), Vapor (V), Surface Water (SW), Sediment (SED), Sludge (SL), Caulk (CK), Leachate (LL), Biosolid (BS), Other (OT)

Specify Container Size **: 1 2 3 3 3 3 4

Identify Container Preservative Type***: 2 1 1 2 2 1 5+6

**Container Size: (1) 1L, (2) 500mL, (3) 250mL, (4) 125mL, (5) 100mL, (6) 40mL vial, (7) EnCore, (8) TerraCore, (9) 90mL, (10) Other

*** Preservative Types: (1) None, (2) HNO3, (3) H2SO4, (4) HCl, (5) NaOH, (6) Zn Acetate, (7) NaHSO4, (8) Sod. Thiosulfate, (9) Ascorbic Acid, (10) MeOH, (11) Other

Lab Use Only: Proj. Mgr: Bonnie Vang; AcctNum / Client ID:; Table #:; Profile / Template: 16507; Preing / Bottle Ord. ID: EZ 3355548

Customer Sample ID	Matrix *	Comp / Grab	Composite Start Date	Composite Start Time	Collected or Composite End Date	Collected or Composite End Time	# Cont.	Residual Chlorine Result	Residual Chlorine Units	RAD 226/228	2540C Total Dissolved Solids	300.0-F, SO_4^{2-}, Cl^-	*Appendix III, IV Metals	Additional Metals (Fe, Mg, Mn, K, Na)	2320B Alkalinity	4500S2D Sulfide Water				Sample Comment	Preservation non-conformance identified for sample.
BOW-BGWC-50D	WG	G					8			X	X	X	X	X	X	X					
BOW-BGWC-51	WG	G					8			X	X	X	X	X	X	X					
BOW-BGWC-52	WG	G					8			X	X	X	X	X	X	X					
BOW-BGWC-53D	WG	G					8			X	X	X	X	X	X	X					
BOW-PZ-7	WG	G					8			X	X	X	X	X	X	X					
BOW-AP1-FD-	WG	G					6			X	X	X	X								
BOW-AP1-FD-	WG	G					6			X	X	X	X								
BOW-AP1-FB-04	WQ	G			2/9/26	1330	6			X	X	X	X								
BOW-AP1-FB-	WQ	G					6			X	X	X	X								
BOW-AP1-EB-04	WQ	G			2/9/26	1430	6			X	X	X	X								

Additional Instructions from Pace*:

Task Code: BOW-CCR-ASSMT-2026S1

*Appendix III: Boron, Calcium, Chloride, Fluoride, Sulfate, TDS

*Appendix IV: Antimony, Arsenic, Barium, Beryllium, Cadmium, Chromium, Cobalt, Fluoride, Lead, Lithium, Mercury, Molybdenum, Selenium, Thallium, Combined Radium

Collected By: William Laaker, Jay Siewert, Natalie Piparo, Shannon Northen, Ori Kimhi, Kyle Rhyne

Printed Name

Signature

EnSafe

Customer Remarks / Special Conditions / Possible Hazards:

Coolers: Thermometer ID: Correction Factor (°C): Obs. Temp. (°C): Corrected Temp. (°C): [ ] On Ice

Relinquished by/Company: (Signature)	Date/Time:	Received by/Company: (Signature)	Date/Time:	Tracking Number:
EnSafe	2/10/26 0812	Kylan Williams / Pace	2/10/26 0812	
Kylan Williams / Pace	2/10/26 1335		2/10/26 1335	Delivered by: [ ] In-Person [ ] Courier [ ] FedEx [ ] UPS [ ] Other
Relinquished by/Company: (Signature)	Date/Time:	Received by/Company: (Signature)	Date/Time:	
Relinquished by/Company: (Signature)	Date/Time:	Received by/Company: (Signature)	Date/Time:	

Page: 4 of 5

Submitting a sample via this chain of custody constitutes acknowledgment and acceptance of the Pace® Terms and Conditions found at https://www.pacelabs.com/resource-library/resource/pace-terms-and-conditions/

ENV-FRM-CORQ-0019_v02_110123 ©

Pace	DC#_Title: ENV-FRM-HUN1-0083 v05_Sample Condition Upon Receipt
	Effective Date: 05/24/2024

Laboratory receiving samples:

Asheville ☐ Eden ☐ Greenwood ☐ Huntersville ☐ Raleigh ☐ Mechanicsville ☐ Atlanta ☑ Kernersville ☐

Sample Condition Upon Receipt

Client Name: GA Power

Project #:

Courier: ☐ Commercial ☐ Fed Ex ☐ UPS ☐ USPS ☐ Client ☑ Pace ☐ Other:____

Custody Seal Present? ☑ Yes ☐ No **Seals Intact?** ☑ Yes ☐ No ☐ N/A

Date/Initials Person Examining Contents: JG 2/13/26

Packing Material: ☑ Bubble Wrap ☐ Bubble Bags ☐ None ☐ Other

Biological Tissue Frozen? ☐ Yes ☐ No ☑ N/A

Thermometer: ☑ IR Gun ID: 214 **Type of Ice:** ☑ Wet ☐ Blue ☐ None

Cooler Temp: 4.8 **Correction Factor:** Add/Subtract (°C) 0.0

Temp should be above freezing to 6°C

☐ Samples out of temp criteria. Samples on ice, cooling process has begun

Cooler Temp Corrected (°C): 4.8

USDA Regulated Soil (☐ N/A, water sample)

Did samples originate in a quarantine zone within the United States: CA, NY, or SC (check maps)? ☐ Yes ☐ No

Did samples originate from a foreign source (internationally, including Hawaii and Puerto Rico)? ☐ Yes ☐ No

				Comments/Discrepancy:
Chain of Custody Present?	☑ Yes	☐ No	☐ N/A	1.
Samples Arrived within Hold Time?	☑ Yes	☐ No	☐ N/A	2.
Short Hold Time Analysis (<72 hr.)?	☐ Yes	☑ No	☐ N/A	3.
Rush Turn Around Time Requested?	☐ Yes	☑ No	☐ N/A	4.
Sufficient Volume?	☑ Yes	☐ No	☐ N/A	5.
Correct Containers Used?	☑ Yes	☐ No	☐ N/A	6.
-Pace Containers Used?	☑ Yes	☐ No	☐ N/A	
Containers Intact?	☑ Yes	☐ No	☐ N/A	7.
Dissolved analysis: Samples Field Filtered?	☐ Yes	☐ No	☑ N/A	8.
Sample Labels Match COC? -Includes Date/Time/ID/Analysis Matrix: WG/WQ	☑ Yes	☐ No	☐ N/A	9.
Headspace in VOA Vials (>5-6mm)?	☐ Yes	☐ No	☑ N/A	10.
Trip Blank Present?	☐ Yes	☐ No	☑ N/A	11.
Trip Blank Custody Seals Present?	☐ Yes	☐ No	☑ N/A	

COMMENTS/SAMPLE DISCREPANCY

Field Data Required? ☐ Yes ☐ No

Lot ID of split containers:

CLIENT NOTIFICATION/RESOLUTION

Person contacted: _____ Date/Time: _____

Project Manager SCURF Review: _____ **Date:** _____

Project Manager SRF Review: _____ **Date:** _____

Pace

DC#_Title: ENV-FRM-HUN1-0083 v05_Sample Condition Upon Receipt

Effective Date: 05/24/2024

*Check mark top half of box if pH and/or dechlorination is verified and within the acceptance range for preservation samples.
Exceptions: VOA, Coliform, TOC, Oil and Grease, DRO/8015 (water) DOC, LLHg
**Bottom half of box is to list number of bottles
***Check all unpreserved Nitrates for chlorine

Project #

Laboratory Receiving Location: Asheville ☐ Eden ☐ Greenwood ☐ Huntersville ☐ Raleigh ☐ Mechanicsville ☐ Atlanta ☑ Kernersville ☐

Client GA Power Profile/EZ (Circle one) 3355548 Notes

Item#	BP4U-125 mL Plastic Unpreserved (N/A) (Cl-)	BP3U-250 mL Plastic Unpreserved (N/A)	BP2U-500 mL Plastic Unpreserved (N/A)	BP1U-1 liter Plastic Unpreserved (N/A)		BP4S-125 mL Plastic H2SO4 (pH < 2) (Cl-)	BP3N-250 mL plastic HNO3 (pH < 2)	BP4Z-125 mL Plastic ZN Acetate & NaOH (>9)	BP4B-125 mL Plastic NaOH (pH > 12) (Cl-)	WGFU-Wide-mouthed Glass jar Unpreserved	AG1U-1 liter Amber Unpreserved (N/A) (Cl-)	AG1H-1 liter Amber HCl (pH < 2)	AG3U-250 mL Amber Unpreserved (N/A) (Cl-)	AG1S-1 liter Amber H2SO4 (pH < 2)	AG3S-250 mL Amber H2SO4 (pH < 2)	DG94-40 mL Amber NH4Cl (N/A)(Cl-)	DG9H-40 mL VOA HCl (N/A)	VG9T-40 mL VOA Na2S2O3 (N/A)	VG9U-40 mL VOA Unpreserved (N/A)	DG9V-40 mL VOA H3PO4 (N/A)	KP7U-50 mL Plastic Unpreserved (N/A)	V/GK (3 vials per kit)-VPH/Gas kit (N/A)	SPST-125 mL Sterile Plastic (N/A – lab)	SP2T-250 mL Sterile Plastic (N/A – lab)	BOIN	BP3R-250 mL Plastic (NH2)2SO4 (9.3-9.7)	AG0U-100 mL Amber Unpreserved (N/A) (Cl-)	VSGU-20 mL Scintillation vials (N/A)	DG9U-40 mL Amber Unpreserved vials (N/A)
CC																														
1		2	1				2 ✓																			2				
2		2	1				2 ✓																			2				
3		2	1				2 ✓																			2				
4		2	1				2 ✓																			2				
5		2	1				2 ✓																			2				
6		2	1				2 ✓																			2				
7		1	1				2 ✓																			2				
8																														
9																														
10																														
11																														
12																														

pH Adjustment Log for Preserved Samples

Sample ID	Type of Preservative	pH upon receipt	Date preservation adjusted	Time preservation adjusted	Amount of Preservative added	Lot #

Note: Whenever there is a discrepancy affecting North Carolina compliance samples, a copy of this form will be sent to the North Carolina DENR Certification Office (i.e. Out of hold, incorrect preservative, out of temp, incorrect containers.

Pace® Location Requested (City/State):

Pace Analytical Charlotte
9800 Rhiney Ave. Suite 100, Huntersville, NC 28078

CHAIN-OF-CUSTODY Analytical Request Document

Chain-of-Custody is a LEGAL DOCUMENT - Complete all relevant fields

LAB USE ONLY- Affix Workorder/Login Label Here

Scan QR Code for instructions

Company Name: Georgia Power - Bowen

Street Address: 241 Ralph McGill Blvd NE, Atlanta, GA 30308

Customer Project #:

Project Name: Plant Bowen AP 1st Semiannual 2026

Site Collection Info/Facility ID (as applicable):

Contact/Report To: Kristen Jurinko, Kevin Stephenson, Mintao Lu, Marty Crook

Phone #: (470) 217-0008; (404) 831-4407

E-Mail: knjurink@southernco.com; kmstephe@southernco.com

Cc E-Mail: Laura Midkiff, Ben Hodges, Mike Smilley, Noella Gangl

Invoice to: Account Payable

Invoice E-mail: georglapowerinvoices@southernco.com

Purchase Order # (if applicable): GPC82474-0007

Quote #:

Time Zone Collected: [ ] AK [ ] PT [ ] MT [ ] CT [X] ET

County / State origin of sample(s): Georgia

Data Deliverables: [ ] Level II [ ] Level III [ ] Level IV [ ] EQUIS [ ] Other

Regulatory Program (DW, RCRA, etc.) as applicable:

Reportable [ ] Yes [ ] No

Rush (Pre-approval required): [ ] Same Day [ ] 1 Day [ ] 2 Day [ ] 3 Day Other

Date Results Requested:

DW PWSID # or WW Permit # as applicable:

Field Filtered (if applicable): [ ] Yes [ ] No

Analysis:

* Matrix Codes (Insert in Matrix box below): Drinking Water (DW), Ground Water (GW), Wastewater (WW), Product (P), Soil/Solid (SS), Oil (OL), Wipe (WP), Tissue (TS), Bioassay (B), Vapor (V), Surface Water (SW), Sediment (SED), Sludge (SL), Caulk (CK), Leachate (LL), Biosolid (BS), Other (OT)

Specify Container Size **: 1, 2, 3, 3, 3, 3, 4

Identify Container Preservative Type***: 2, 1, 1, 2, 2, 1, 5+6

** Container Size: (1) 1L, (2) 500mL, (3) 250mL, (4) 125mL, (5) 100mL, (6) 40mL vial, (7) EnCore, (8) TerraCore, (9) 90mL, (10) Other

*** Preservative Types: (1) None, (2) HNO3, (3) H2SO4, (4) HCl, (5) NaOH, (6) Zn Acetate, (7) NaHSO4, (8) Sod Thiosulfate, (9) Ascorbic Acid, (10) MeOH, (11) Other

Customer Sample ID	Matrix *	Comp / Grab	Composite Start Date	Composite Start Time	Collected or Composite End Date	Collected or Composite End Time	# Cont.	Residual Chlorine Result	Residual Chlorine Units	RAD 226/228	2540C Total Dissolved Solids	300.0-F-,SO4 2-, Cl-	*Appendix III, IV Metals	Additional Metals (Fe, Mg, Mn, K, Na)	2320B Alkalinity	4500S2D Sulfide Water	Sample Comment	Preservation non-conformance identified for sample.
BOW-BGWA-2	WG	G			2/6/26	1148	8			X	X	X	X	X	X	X	041	
BOW-BGWA-29	WG	G					8			X	X	X	X	X	X	X		
BOW-BGWA-47D	WG	G					8			X	X	X	X	X	X	X		
BOW-BGWA-48D	WG	G					8			X	X	X	X	X	X	X		
BOW-BGWC-7	WG	G					8			X	X	X	X	X	X	X		
BOW-BGWC-8	WG	G					8			X	X	X	X	X	X	X		
BOW-BGWC-9	WG	G					8			X	X	X	X	X	X	X		
BOW-BGWC-10	WG	G					8			X	X	X	X	X	X	X		
BOW-BGWC-12	WG	G					8			X	X	X	X	X	X	X		
BOW-BGWC-14A	WG	G					8			X	X	X	X	X	X	X		

Lab Use Only: Proj. Mgr: Bonnie Vang; AcctNum / Client ID:; Table #:; Profile / Template: 16507; Prelog / Bottle Ord. ID: EZ 3355548

Additional Instructions from Pace*:

Task Code: BOW-CCR-ASSMT-2026S1

*Appendix III: Boron, Calcium, Chloride, Fluoride, Sulfate, TDS

*Appendix IV: Antimony, Arsenic, Barium, Beryllium, Cadmium, Chromium, Cobalt, Fluoride, Lead, Lithium, Mercury, Molybdenum, Selenium, Thallium, Combined Radium

Collected By: William Leaker, Jay Siewert, Natalie Piparo, Shannon Northen, Ori Kimhi, Kyle Rhyne

Printed Name

Signature

ENSAFE

Customer Remarks / Special Conditions / Possible Hazards:

Coolers: Thermometer ID: Correction Factor (°C): Obs. Temp. (°C): Corrected Temp. (°C): [ ] On Ice

Relinquished by/Company: (Signature)	Date/Time	Received by/Company: (Signature)	Date/Time	Tracking Number:
EnSafe	2/13/26 1101	William / Pace	2/13/26 1101	
William / Pace	2/13/26 1436		2/13/26 1430	Delivered by: [ ] In-Person [ ] Courier [ ] FedEX [ ] UPS [ ] Other
				Page: 1 of 5

Submitting a sample via this chain of custody constitutes acknowledgment and acceptance of the Pace® Terms and Conditions found at https://www.pacelabs.com/resource-library/resource/pace-terms-and-conditions/

ENV-FRM-CORQ-0019_v02_110123 ©

Pace® Location Requested (City/State):

Pace Analytical Charlotte
9800 Kincey Ave. Suite 100, Huntersville, NC 28078

CHAIN-OF-CUSTODY Analytical Request Document

Chain-of-Custody is a LEGAL DOCUMENT - Complete all relevant fields

LAB USE ONLY- Affix Workorder/Login Label Here

Scan QR Code for instructions

Company Name: Georgia Power - Bowen

Street Address: 241 Ralph McGill Blvd NE, Atlanta, GA 30308

Customer Project #:

Project Name: Plant Bowen AP 1st Semiannual 2026

Site Collection Info/Facility ID (as applicable):

Contact/Report To: Kristen Jurinko, Kevin Stephenson, Mintao Lu, Marty Crook

Phone #: (470) 217-0008; (404) 831-4407

E-Mail: knjurink@southernco.com; kmstephe@southernco.com

Cc E-Mail: Laura Midkiff, Ben Hodges, Mike Smilley, Noelia Gangi

Invoice to: Account Payable

Invoice E-mail: georgiapowerinvoices@southernco.com

Purchase Order # (If applicable): GPC82474-0007

Quote #:

Time Zone Collected: [ ] AK [ ] PT [ ] MT [ ] CT [X] ET

County / State origin of sample(s): Georgia

Data Deliverables: [ ] Level II [ ] Level III [ ] Level IV [ ] EQUIS [ ] Other

Regulatory Program (DW, RCRA, etc.) as applicable: Reportable [ ] Yes [ ] No

Rush (Pre-approval required): [ ] Same Day [ ] 1 Day [ ] 2 Day [ ] 3 Day Other

Date Results Requested:

DW PWSID # or WW Permit # as applicable:

Field Filtered (if applicable): [ ] Yes [ ] No

Analysis:

* Matrix Codes (Insert in Matrix box below): Drinking Water (DW), Ground Water (GW), Wastewater (WW), Product (P), Soil/Solid (SS), Oil (OL), Wipe (WP), Tissue (TS), Bioassay (B), Vapor (V), Surface Water (SW), Sediment (SED), Sludge (SL), Caulk (CK), Leachate (LL), Biosolid (BS), Other (OT)

Specify Container Size**: 1, 2, 3, 3, 3, 3, 4

Identify Container Preservative Type***: 2, 1, 1, 2, 2, 1, 5+6

**Container Size: (1) 1L, (2) 500mL, (3) 250mL, (4) 125mL, (5) 100mL, (6) 40mL vial, (7) EnCore, (8) TerraCore, (9) 90mL, (10) Other

*** Preservative Types: (1) None, (2) HNO3, (3) H2SO4, (4) HCl, (5) NaOH, (6) Zn Acetate, (7) NaHSO4, (8) Sod. Thiosulfate, (9) Ascorbic Acid, (10) MeOH, (11) Other

Customer Sample ID	Matrix*	Comp / Grab	Composite Start Date	Composite Start Time	Collected or Composite End Date	Collected or Composite End Time	# Cont.	Residual Chlorine Result	Residual Chlorine Units	RAD 228/228	2540C Total Dissolved Solids	300.0-F-,SO4-2-, Cl-	*Appendix III, IV Metals	Additional Metals (Fe, Mg, Mn, K, Na)	2320B Alkalinity	4500S2D Sulfide Water				Sample Comment	Preservation non-conformance identified for sample
BOW-BGWC-16	WG	G					8			X	X	X	X	X	X	X					
BOW-BGWC-17	WG	G					8			X	X	X	X	X	X	X					
BOW-BGWC-18	WG	G					8			X	X	X	X	X	X	X					
BOW-BGWC-19	WG	G					8			X	X	X	X	X	X	X					
BOW-BGWC-20	WG	G					8			X	X	X	X	X	X	X					
BOW-BGWC-21	WG	G					8			X	X	X	X	X	X	X					
BOW-BGWC-22	WG	G					8			X	X	X	X	X	X	X					
BOW-BGWC-23	WG	G			2/6/26	1138	8			X	X	X	X	X	X	X				042	
BOW-BGWC-24	WG	G					8			X	X	X	X	X	X	X					
BOW-BGWC-25	WG	G					8			X	X	X	X	X	X	X					

Lab Use Only: Proj. Mgr: Bonnie Vang; AcctNum / Client ID:; Table #:; Profile / Template: 16507; Prelog / Bottle Ord. ID: EZ 3355548

Additional Instructions from Pace®:

Task Code: BOW-CCR-ASSMT-2026S1

*Appendix III: Boron, Calcium, Chloride, Fluoride, Sulfate, TDS

*Appendix IV: Antimony, Arsenic, Barium, Beryllium, Cadmium, Chromium, Cobalt, Fluoride, Lead, Lithium, Mercury, Molybdenum, Selenium, Thallium, Combined Radium

Collected By: William Laaker, Jay Siewert, Natalie Piparo, Shannon Northen, Ori Kimhi, Kyle Rhyne

Printed Name

Signature

EnSafe

Customer Remarks / Special Conditions / Possible Hazards:

Coolers: Thermometer ID: Correction Factor (°C): Obs. Temp. (°C): Corrected Temp. (°C): [ ] On Ice

Relinquished by/Company: (Signature)	Date/Time:	Received by/Company: (Signature)	Date/Time:
EnSafe	2/13/26 1101	William / Pace	2/13/26 1101
William / Pace	2/13/26 1430		2/13/26 1430

Tracking Number:

Delivered by: [ ] In-Person [ ] Courier [ ] FedEx [ ] UPS [ ] Other

Page: 2 of 5

Submitting a sample via this chain of custody constitutes acknowledgment and acceptance of the Pace® Terms and Conditions found at https://www.pacelabs.com/resource-library/resource/pace-terms-and-conditions/

ENV-FRM-CORQ-0019_v02_110123 ©

Pace® Location Requested (City/State):

Pace Analytical Charlotte
9800 Kinney Ave. Suite 100, Huntersville, NC 28078

CHAIN-OF-CUSTODY Analytical Request Document

Chain-of-Custody is a LEGAL DOCUMENT - Complete all relevant fields

LAB USE ONLY- Affix Workorder/Login Label Here

Scan QR Code for instructions

Company Name: Georgia Power - Bowen

Street Address: 241 Ralph McGill Blvd NE, Atlanta, GA 30308

Customer Project #:

Project Name: Plant Bowen AP 1st Semiannual 2026

Site Collection Info/Facility ID (as applicable):

Contact/Report To: Kristen Jurinko, Kevin Stephenson, Mintao Lu, Marty Crook

Phone #: (470) 217-0008; (404) 831-4407

E-Mail: knjurink@southernco.com; kmstephe@southernco.com

Cc E-Mail: Laura Midkiff, Ben Hodges, Mike Smilley, Noelia Gangi

Invoice to: Account Payable

Invoice E-mail: georgiapowerinvoices@southernco.com

Purchase Order # (If applicable): GPC82474-0007

Quote #:

Time Zone Collected: [ ] AK [ ] PT [ ] MT [ ] CT [X] ET

County / State origin of sample(s): Georgia

Data Deliverables: [ ] Level II [ ] Level III [ ] Level IV [ ] EQUIS [ ] Other

Regulatory Program (DW, RCRA, etc.) as applicable: Reportable [ ] Yes [ ] No

Rush (Pre-approval required): [ ] Same Day [ ] 1 Day [ ] 2 Day [ ] 3 Day Other

Date Results Requested:

DW PWSID # or WW Permit # as applicable:

Field Filtered (if applicable): [ ] Yes [ ] No

Analysis:

* Matrix Codes (Insert in Matrix box below): Drinking Water (DW), Ground Water (GW), Wastewater (WW), Product (P), Soil/Solid (SS), Oil (OL), Wipe (WP), Tissue (TS), Bioassay (B), Vapor (V), Surface Water (SW), Sediment (SED), Sludge (SL), Caulk (CK), Leachate (LL), Biosolid (BS), Other (OT)

Specify Container Size **: 1, 2, 3, 3, 3, 3, 4

Identify Container Preservative Type***: 2, 1, 1, 2, 2, 1, 5+6

**Container Size: (1) 1L, (2) 500mL, (3) 250mL, (4) 125mL, (5) 100mL, (6) 40mL vial, (7) EnCore, (8) TerraCore, (9) 90mL, (10) Other

*** Preservative Types: (1) None, (2) HNO3, (3) H2SO4, (4) HCl, (5) NaOH, (6) Zn Acetate, (7) NaHSO4, (8) Sod. Thiosulfate, (9) Ascorbic Acid, (10) MeOH, (11) Other

Lab Use Only: Proj. Mgr: Bonnie Vang; AcctNum / Client ID:; Table #:; Profile / Template: 16507; Prelog / Bottle Ord. ID: EZ 3355548

Customer Sample ID	Matrix *	Comp / Grab	Composite Start Date	Composite Start Time	Collected or Composite End Date	Collected or Composite End Time	# Cont.	Residual Chlorine Result	Residual Chlorine Units	RAD 226/228	2540C Total Dissolved Solids	300.0-F-,SO4 2-, Cl-	*Appendix III, IV Metals	Additional Metals (Fe, Mg, Mn, K, Na)	2320B Alkalinity	4500S2D Sulfide Water	Sample Comment	Preservation non-conformance identified for sample
BOW-BGWC-30	WG	G					8			X	X	X	X	X	X	X		
BOW-BGWC-31	WG	G					8			X	X	X	X	X	X	X		
BOW-BGWC-32	WG	G			2/6/26	1037	8			X	X	X	X	X	X	X	043	
BOW-BGWC-34D	WG	G					8			X	X	X	X	X	X	X		
BOW-BGWC-35D	WG	G			2/6/26	1245	8			X	X	X	X	X	X	X	044	
BOW-BGWC-36D	WG	G					8			X	X	X	X	X	X	X		
BOW-BGWC-38D	WG	G					8			X	X	X	X	X	X	X		
BOW-BGWC-40	WG	G					8			X	X	X	X	X	X	X		
BOW-BGWC-43D	WG	G			2/6/26	1100	8			X	X	X	X	X	X	X	045	
BOW-BGWC-49D	WG	G					8			X	X	X	X	X	X	X		

Additional Instructions from Pace®:

Task Code: BOW-CCR-ASSMT-2026S1

*Appendix III: Boron, Calcium, Chloride, Fluoride, Sulfate, TDS

*Appendix IV: Antimony, Arsenic, Barium, Beryllium, Cadmium, Chromium, Cobalt, Fluoride, Lead, Lithium, Mercury, Molybdenum, Selenium, Thallium, Combined Radium

Collected By: William Laaker, Jay Siewert, Natalie Piparo,
Printed Name: Shannon Northen, Orl Kimhi, Kyle Rhyne
Signature: EnSafe

Customer Remarks / Special Conditions / Possible Hazards:

Coolers: Thermometer ID: Correction Factor (°C): Obs. Temp. (°C): Corrected Temp. (°C): [ ] On Ice

Relinquished by/Company: (Signature)	Date/Time:	Received by/Company: (Signature)	Date/Time:
EnSafe	2/13/26 1101	William / Pace	2/13/26 1101
William / Pace	2/13/26 1430		2/13/26 1430

Tracking Number:

Delivered by: [ ] In-Person [ ] Courier [ ] FedEX [ ] UPS [ ] Other

Page: 3 of 5

Submitting a sample via this chain of custody constitutes acknowledgment and acceptance of the Pace® Terms and Conditions found at https://www.pacelabs.com/resource-library/resource/pace-terms-and-conditions/

ENV-FRM-CORQ-0019_v02_110123 ©

Pace® Location Requested (City/State):

Pace Analytical Charlotte
9800 Kinney Ave. Suite 100, Huntersville, NC 28078

CHAIN-OF-CUSTODY Analytical Request Document

Chain-of-Custody is a LEGAL DOCUMENT - Complete all relevant fields

LAB USE ONLY- Affix Workorder/Login Label Here

Scan QR Code for instructions

Company Name: Georgia Power - Bowen

Street Address: 241 Ralph McGill Blvd NE, Atlanta, GA 30308

Customer Project #:

Project Name: Plant Bowen AP 1st Semiannual 2026

Site Collection Info/Facility ID (as applicable):

Contact/Report To: Kristen Jurinko, Kevin Stephenson, Mintao Lu, Marty Crook

Phone #: (470) 217-0008; (404) 831-4407

E-Mail: knjurink@southernco.com; kmstephe@southernco.com

Cc E-Mail: Laura Midkiff, Ben Hodges, Mike Smilley, Noelia Gangl

Invoice to: Account Payable

Invoice E-mail: georgiapowerinvoices@southernco.com

Purchase Order # (if applicable): GPC82474-0007

Quote #:

Time Zone Collected: [ ] AK [ ] PT [ ] MT [ ] CT [X] ET

County / State origin of sample(s): Georgia

Data Deliverables: [ ] Level II [ ] Level III [ ] Level IV [ ] EQUIS [ ] Other

Regulatory Program (DW, RCRA, etc.) as applicable:

Reportable [ ] Yes [ ] No

Rush (Pre-approval required): [ ] Same Day [ ] 1 Day [ ] 2 Day [ ] 3 Day Other

Date Results Requested:

DW PWSID # or WW Permit # as applicable:

Field Filtered (if applicable): [ ] Yes [ ] No

Analysis:

* Matrix Codes (Insert in Matrix box below): Drinking Water (DW), Ground Water (GW), Wastewater (WW), Product (P), Soil/Solid (SS), Oil (OL), Wipe (WP), Tissue (TS), Bioassay (B), Vapor (V), Surface Water (SW), Sediment (SED), Sludge (SL), Caulk (CK), Leachate (LL), Biosolid (BS), Other (OT)

Specify Container Size **: 1, 2, 3, 3, 3, 3, 4

Identify Container Preservative Type***: 2, 1, 1, 2, 2, 1, 5+6

**Container Size: (1) 1L, (2) 500mL, (3) 250mL, (4) 125mL, (5) 100mL, (6) 40mL vial, (7) EnCore, (8) TerraCore, (9) 90mL, (10) Other

*** Preservative Types: (1) None, (2) HNO3, (3) H2SO4, (4) HCl, (5) NaOH, (6) Zn Acetate, (7) NaHSO4, (8) Sod. Thiosulfate, (9) Ascorbic Acid, (10) MeOH, (11) Other

Customer Sample ID	Matrix *	Comp / Grab	Composite Start Date	Composite Start Time	Collected or Composite End Date	Collected or Composite End Time	# Cont.	Residual Chlorine Result	Residual Chlorine Units	RAD 226/228	2540C Total Dissolved Solids	300.0-F-,SO4 2-, Cl-	*Appendix III, IV Metals	Additional Metals (Fe, Mg, Mn, K, Na)	2320B Alkalinity	4500S2D Sulfide Water	Sample Comment	Preservation non-conformance identified for sample.
BOW-BGWC-50D	WG	G					8			X	X	X	X	X	X	X		
BOW-BGWC-51	WG	G					8			X	X	X	X	X	X	X		
BOW-BGWC-52	WG	G					8			X	X	X	X	X	X	X		
BOW-BGWC-53D	WG	G					8			X	X	X	X	X	X	X		
BOW-PZ-7	WG	G					8			X	X	X	X	X	X	X		
BOW-AP1-FD-04	WG	G			2/10/26	—	6			X	X	X	X				046	
BOW-AP1-FD-	WG	G					6			X	X	X	X					
BOW-AP1-FB-	WQ	G					6			X	X	X	X					
BOW-AP1-FB-	WQ	G					6			X	X	X	X					
BOW-AP1-EB-	WQ	G					6			X	X	X	X					

Lab Use Only: Proj. Mgr: Bonnie Vang; AcctNum / Client ID:; Table #:; Profile / Template: 16507; Prelog / Bottle Ord. ID: EZ 3355548

Additional Instructions from Pace®:

Task Code: BOW-CCR-ASSMT-2026S1

*Appendix III: Boron, Calcium, Chloride, Fluoride, Sulfate, TDS

*Appendix IV: Antimony, Arsenic, Barium, Beryllium, Cadmium, Chromium, Cobalt, Fluoride, Lead, Lithium, Mercury, Molybdenum, Selenium, Thallium, Combined Radium

Collected By: William Laaker, Jay Siewert, Natalie Piparo,

Printed Name: Shannon Northen, Ori Kimhi, Kyle Rhyne

Signature: EnSafe

Customer Remarks / Special Conditions / Possible Hazards:

Coolers: Thermometer ID: Correction Factor (°C): Obs. Temp. (°C): Corrected Temp. (°C): [ ] On Ice

Relinquished by/Company: (Signature)	Date/Time	Received by/Company: (Signature)	Date/Time
EnSafe	2/13/26 1101	Ryan Williams / Pace	2/13/26 1101
Ryan Williams / Pace	2/13/26 1430		2/13/26 1430

Tracking Number:

Delivered by: [ ] In-Person [ ] Courier [ ] FedEx [ ] UPS [ ] Other

Page: 4 of 5

Submitting a sample via this chain of custody constitutes acknowledgment and acceptance of the Pace® Terms and Conditions found at https://www.pacelabs.com/resource-library/resource/pace-terms-and-conditions/

ENV-FRM-CORQ-0019_v02_110123 ©

Pace® Location Requested (City/State):

Pace Analytical Charlotte
9800 Kinley Ave. Suite 100, Huntersville, NC 28078

CHAIN-OF-CUSTODY Analytical Request Document

Chain-of-Custody is a LEGAL DOCUMENT - Complete all relevant fields

LAB USE ONLY- Affix Workorder/Login Label Here

Scan QR Code for Instructions

Company Name: Georgia Power - Bowen

Street Address: 241 Ralph McGill Blvd NE, Atlanta, GA 30308

Customer Project #:

Project Name: Plant Bowen AP 1st Semiannual 2026

Site Collection Info/Facility ID (as applicable):

Contact/Report To: Kristen Jurinko, Kevin Stephenson, Mintao Lu, Marty Crook

Phone #: (470) 217-0008; (404) 831-4407

E-Mail: knjurink@southernco.com; kmstepha@southernco.com

Cc E-Mail: Laura Midkiff, Ben Hodges, Mike Smilley, Noelia Gangi

Invoice to: Account Payable

Invoice E-mail: georgiapowerinvoices@southernco.com

Purchase Order # (if applicable): GPC82474-0007

Quote #:

Time Zone Collected: [ ] AK [ ] PT [ ] MT [ ] CT [X] ET

County / State origin of sample(s): Georgia

Data Deliverables: [ ] Level II [ ] Level III [ ] Level IV [ ] EQUIS [ ] Other

Regulatory Program (DW, RCRA, etc.) as applicable: Reportable [ ] Yes [ ] No

Rush (Pre-approval required): [ ] Same Day [ ] 1 Day [ ] 2 Day [ ] 3 Day Other

Date Results Requested:

DW PWSID # or WW Permit # as applicable:

Field Filtered (if applicable): [ ] Yes [ ] No

Analysis:

Specify Container Size **: 1, 2, 3, 3, 3, 3, 4

Identify Container Preservative Type***: 2, 1, 1, 2, 2, 1, 5+6

**Container Size: (1) 1L, (2) 500mL, (3) 250mL, (4) 125mL, (5) 100mL, (6) 40mL vial, (7) EnCore, (8) TerraCore, (9) 90mL, (10) Other

*** Preservative Types: (1) None, (2) HNO3, (3) H2SO4, (4) HCl, (5) NaOH, (6) Zn Acetate, (7) NaHSO4, (8) Sod. Thiosulfate, (9) Ascorbic Acid, (10) MeOH, (11) Other

Lab Use Only: Proj. Mgr: Bonnie Vang; AcctNum / Client ID:; Table #:; Profile / Template: 16507; Prelog / Bottle Ord. ID: EZ 3355548

* Matrix Codes (Insert in Matrix box below): Drinking Water (DW), Ground Water (GW), Wastewater (WW), Product (P), Soil/Solid (SS), Oil (OL), Wipe (WP), Tissue (TS), Bioassay (B), Vapor (V), Surface Water (SW), Sediment (SED), Sludge (SL), Caulk (CK), Leachate (LL), Biosolid (BS), Other (OT)

Customer Sample ID	Matrix *	Comp / Grab	Composite Start Date	Composite Start Time	Collected or Composite End Date	Collected or Composite End Time	# Cont.	Residual Chlorine Result	Residual Chlorine Units	RAD 228/228	2540C Total Dissolved Solids	300.0-F-,SO_4^{2-}, Cl-	*Appendix III, IV Metals	Additional Metals (Fe, Mg, Mn, K, Na)	2320B Alkalinity	4500S2D Sulfide Water	Sample Comment	Preservation non-conformance identified for sample
BOW-BGWC-16	WG	G					8			X	X	X	X	X	X	X		
BOW-BGWC-17	WG	G					8			X	X	X	X	X	X	X		
BOW-BGWC-18	WG	G					8			X	X	X	X	X	X	X		
BOW-BGWC-19	WG	G					8			X	X	X	X	X	X	X		
BOW-BGWC-20	WG	G					8			X	X	X	X	X	X	X		
BOW-BGWC-21	WG	G					8			X	X	X	X	X	X	X		
BOW-BGWC-22	WG	G			2/10/26	0940	8			X	X	X	X	X	X	X	047	
BOW-BGWC-23	WG	G					8			X	X	X	X	X	X	X		
BOW-BGWC-24	WG	G					8			X	X	X	X	X	X	X		
BOW-BGWC-25	WG	G					8			X	X	X	X	X	X	X		

Additional Instructions from Pace®:

Task Code: BOW-CCR-ASSMT-2026S1

*Appendix III: Boron, Calcium, Chloride, Fluoride, Sulfate, TDS

*Appendix IV: Antimony, Arsenic, Barium, Beryllium, Cadmium, Chromium, Cobalt, Fluoride, Lead, Lithium, Mercury, Molybdenum, Selenium, Thallium, Combined Radium

Collected By: William Laaker, Jay Siewert, Natalie Piparo,

Printed Name: Shannon Northan, Ori Kimhi, Kyle Rhyne

Signature: EnSafe

Customer Remarks / Special Conditions / Possible Hazards:

Coolers: Thermometer ID: Correction Factor (°C): Obs. Temp. (°C): Corrected Temp. (°C): [ ] On Ice

Relinquished by/Company: (Signature)	Date/Time:	Received by/Company: (Signature)	Date/Time:
EnSafe	2/13/26 1101	William / Pace	2/13/26 1101
William / Pace	2/13/26 1430		2/13/26 1430

Tracking Number:

Delivered by: [ ] In-Person [ ] Courier [ ] FedEX [ ] UPS [ ] Other

Page: 2 of 5

Submitting a sample via this chain of custody constitutes acknowledgment and acceptance of the Pace® Terms and Conditions found at https://www.pacelabs.com/resource-library/resource/pace-terms-and-conditions/

ENV-FRM-CORQ-0019_v02_110123 ©

Quality Control Sample Performance Assessment

Pace Analytical
www.pacelabs.com

Test:	Ra-228
Analyst:	VAL
Date:	2/12/2026
Worklist:	89311
Matrix:	WT

Analyst Must Manually Enter All Fields Highlighted in Yellow.

Method Blank Assessment	
MB Sample ID	3897674
MB concentration:	0.357
M/B 2 Sigma CSU:	0.376
MB MDC:	0.780
MB Numerical Performance Indicator:	1.86
MB Status vs Numerical Indicator:	Pass
MB Status vs. MDC:	Pass

Laboratory Control Sample Assessment	LCSD (Y or N)?	Y
	LCS89311	LCSD89311
Count Date:	2/18/2026	2/18/2026
Spike I.D.:	23-043	23-043
Decay Corrected Spike Concentration (pCi/mL):	29.709	29.709
Volume Used (mL):	0.10	0.10
Aliquot Volume (L, g, F):	0.816	0.815
Target Conc. (pCi/L, g, F):	3.639	3.645
Uncertainty (Calculated):	0.178	0.179
Result (pCi/L, g, F):	3.384	3.159
LCS/LCSD 2 Sigma CSU (pCi/L, g, F):	0.867	0.800
Numerical Performance Indicator:	-0.57	-1.16
Percent Recovery:	92.99%	86.67%
Status vs Numerical Indicator:	N/A	N/A
Status vs Recovery:	Pass	Pass
Upper % Recovery Limits:	135%	135%
Lower % Recovery Limits:	60%	60%

Sample Matrix Spike Control Assessment	MS/MSD 1	MS/MSD 2
Sample Collection Date:		
Sample I.D.		
Sample MS I.D.		
Sample MSD I.D.		
Spike I.D.:		
MS/MSD Decay Corrected Spike Concentration (pCi/mL):		
Spike Volume Used in MS (mL):		
Spike Volume Used in MSD (mL):		
MS Aliquot (L, g, F):		
MS Target Conc.(pCi/L, g, F):		
MSD Aliquot (L, g, F):		
MSD Target Conc. (pCi/L, g, F):		
MS Spike Uncertainty (calculated):		
MSD Spike Uncertainty (calculated):		
Sample Result:		
Sample Result 2 Sigma CSU (pCi/L, g, F):		
Sample Matrix Spike Result:		
Matrix Spike Result 2 Sigma CSU (pCi/L, g, F):		
Sample Matrix Spike Duplicate Result:		
Matrix Spike Duplicate Result 2 Sigma CSU (pCi/L, g, F):		
MS Numerical Performance Indicator:		
MSD Numerical Performance Indicator:		
MS Percent Recovery:		
MSD Percent Recovery:		
MS Status vs Numerical Indicator:		
MSD Status vs Numerical Indicator:		
MS Status vs Recovery:		
MSD Status vs Recovery:		
MS/MSD Upper % Recovery Limits:		
MS/MSD Lower % Recovery Limits:		

Duplicate Sample Assessment		
Sample I.D.:	LCS89311	Enter Duplicate sample IDs if other than LCS/LCSD in the space below.
Duplicate Sample I.D.	LCSD89311	
Sample Result (pCi/L, g, F):	3.384	
Sample Result 2 Sigma CSU (pCi/L, g, F):	0.867	
Sample Duplicate Result (pCi/L, g, F):	3.159	
Sample Duplicate Result 2 Sigma CSU (pCi/L, g, F):	0.800	
Are sample and/or duplicate results below RL?	NO	
Duplicate Numerical Performance Indicator:	0.374	
(Based on the LCS/LCSD Percent Recoveries) Duplicate RPD:	7.04%	
Duplicate Status vs Numerical Indicator:	Pass	
Duplicate Status vs RPD:	Pass	
% RPD Limit:	36%	

Matrix Spike/Matrix Spike Duplicate Sample Assessment		
Sample I.D.		
Sample MS I.D.		
Sample MSD I.D.		
Sample Matrix Spike Result:		
Matrix Spike Result 2 Sigma CSU (pCi/L, g, F):		
Sample Matrix Spike Duplicate Result:		
Matrix Spike Duplicate Result 2 Sigma CSU (pCi/L, g, F):		
Duplicate Numerical Performance Indicator:		
(Based on the Percent Recoveries) MS/ MSD Duplicate RPD:		
MS/ MSD Duplicate Status vs Numerical Indicator:		
MS/ MSD Duplicate Status vs RPD:		
% RPD Limit:		

Evaluation of duplicate precision is not applicable if either the sample or duplicate results are below the MDC.

Comments;

W 02 19 26
2/19/26

Quality Control Sample Performance Assessment

Pace Analytical
www.pacelabs.com

Test:	Ra-226
Analyst:	SLC
Date:	2/13/2026
Worklist:	89305
Matrix:	W

Analyst Must Manually Enter All Fields Highlighted in Yellow.

Method Blank Assessment	
MB Sample ID	3897561
MB concentration:	-0.057
M/B 2 Sigma CSU:	0.114
MB MDC:	0.365
MB Numerical Performance Indicator:	-0.98
MB Status vs Numerical Indicator:	Pass
MB Status vs. MDC:	N/A

Laboratory Control Sample Assessment	LCSD (Y or N)?	Y
	LCS89305	LCSD89305
Count Date:	2/16/2026	2/16/2026
Spike I.D.:	23-014	23-014
Decay Corrected Spike Concentration (pCi/mL):	25.004	25.004
Volume Used (mL):	0.10	0.10
Aliquot Volume (L, g, F):	0.502	0.504
Target Conc. (pCi/L, g, F):	4.980	4.957
Uncertainty (Calculated):	0.234	0.233
Result (pCi/L, g, F):	4.735	5.097
LCS/LCSD 2 Sigma CSU (pCi/L, g, F):	0.942	0.989
Numerical Performance Indicator:	-0.49	0.27
Percent Recovery:	95.08%	102.83%
Status vs Numerical Indicator:	Pass	Pass
Status vs Recovery:	N/A	N/A
Upper % Recovery Limits:	125%	125%
Lower % Recovery Limits:	75%	75%

Sample Matrix Spike Control Assessment	MS/MSD 1	MS/MSD 2
Sample Collection Date:		
Sample I.D.		
Sample MS I.D.		
Sample MSD I.D.		
Spike I.D.:		
MS/MSD Decay Corrected Spike Concentration (pCi/mL):		
Spike Volume Used in MS (mL):		
Spike Volume Used in MSD (mL):		
MS Aliquot (L, g, F):		
MS Target Conc.(pCi/L, g, F):		
MSD Aliquot (L, g, F):		
MSD Target Conc. (pCi/L, g, F):		
MS Spike Uncertainty (calculated):		
MSD Spike Uncertainty (calculated):		
Sample Result:		
Sample Result 2 Sigma CSU (pCi/L, g, F):		
Sample Matrix Spike Result:		
Matrix Spike Result 2 Sigma CSU (pCi/L, g, F):		
Sample Matrix Spike Duplicate Result:		
Matrix Spike Duplicate Result 2 Sigma CSU (pCi/L, g, F):		
MS Numerical Performance Indicator:		
MSD Numerical Performance Indicator:		
MS Percent Recovery:		
MSD Percent Recovery:		
MS Status vs Numerical Indicator:		
MSD Status vs Numerical Indicator:		
MS Status vs Recovery:		
MSD Status vs Recovery:		
MS/MSD Upper % Recovery Limits:		
MS/MSD Lower % Recovery Limits:		

Duplicate Sample Assessment		
Sample I.D.:	LCS89305	92841330005
Duplicate Sample I.D.	LCSD89305	92841330005DUP
Sample Result (pCi/L, g, F):	4.735	0.111
Sample Result 2 Sigma CSU (pCi/L, g, F):	0.942	0.210
Sample Duplicate Result (pCi/L, g, F):	5.097	0.160
Sample Duplicate Result 2 Sigma CSU (pCi/L, g, F):	0.989	0.179
Are sample and/or duplicate results below RL?	NO	See Below ##
Duplicate Numerical Performance Indicator:	-0.520	-0.348
(Based on the LCS/LCSD Percent Recoveries) Duplicate RPD:	7.83%	36.30%
Duplicate Status vs Numerical Indicator:	Pass	Pass
Duplicate Status vs RPD:	N/A	N/A
% RPD Limit:	25%	25%

Matrix Spike/Matrix Spike Duplicate Sample Assessment		
Sample I.D.		
Sample MS I.D.		
Sample MSD I.D.		
Sample Matrix Spike Result:		
Matrix Spike Result 2 Sigma CSU (pCi/L, g, F):		
Sample Matrix Spike Duplicate Result:		
Matrix Spike Duplicate Result 2 Sigma CSU (pCi/L, g, F):		
Duplicate Numerical Performance Indicator:		
(Based on the Percent Recoveries) MS/ MSD Duplicate RPD:		
MS/ MSD Duplicate Status vs Numerical Indicator:		
MS/ MSD Duplicate Status vs RPD:		
% RPD Limit:		

Evaluation of duplicate precision is not applicable if either the sample or duplicate results are below the MDC.

Comments:

VAL
2/16/26

VAM 2/16/26

Pace Analytical Services, LLC
9800 Kincey Ave. Suite 100
Huntersville, NC 28078
(704)875-9092

CERTIFICATIONS

Project: Plant Bowen AP-1st SA
Pace Project No.: 92841933

Pace Analytical Services National
12065 Lebanon Road, Mt. Juliet, TN 37122
Alabama Certification #: 40660
Alaska Certification 17-026
Arizona Certification #: AZ0612
Arkansas Certification #: 88-0469
California Certification #: 2932
Canada Certification #: 1461.01
Colorado Certification #: TN00003
Connecticut Certification #: PH-0197
DOD Certification: #1461.01
EPA# TN00003
Florida Certification #: E87487
Georgia DW Certification #: 923
Georgia Certification: NELAP
Idaho Certification #: TN00003
Illinois Certification #: 200008
Indiana Certification #: C-TN-01
Iowa Certification #: 364
Kansas Certification #: E-10277
Kentucky UST Certification #: 16
Kentucky Certification #: 90010
Louisiana Certification #: AI30792
Louisiana DW Certification #: LA180010
Maine Certification #: TN0002
Maryland Certification #: 324
Massachusetts Certification #: M-TN003
Michigan Certification #: 9958
Minnesota Certification #: 047-999-395
Mississippi Certification #: TN00003
Missouri Certification #: 340
Montana Certification #: CERT0086
Nebraska Certification #: NE-OS-15-05
Nevada Certification #: TN-03-2002-34
New Hampshire Certification #: 2975
New Jersey Certification #: TN002
New Mexico DW Certification
New York Certification #: 11742
North Carolina Aquatic Toxicity Certification #: 41
North Carolina Drinking Water Certification #: 21704
North Carolina Environmental Certificate #: 375
North Dakota Certification #: R-140
Ohio VAP Certification #: CL0069
Oklahoma Certification #: 9915
Oregon Certification #: TN200002
Pennsylvania Certification #: 68-02979
Rhode Island Certification #: LAO00356
South Carolina Certification #: 84004
South Dakota Certification
Tennessee DW/Chem/Micro Certification #: 2006
Texas Mold Certification #: LAB0152
Texas Certification #: T 104704245-17-14
USDA Soil Permit #: P330-15-00234
Utah Certification #: TN00003
Virginia Certification #: VT2006
Vermont Dept. of Health: ID# VT-2006
Virginia Certification #: 460132
Washington Certification #: C847
West Virginia Certification #: 233
Wisconsin Certification #: 998093910
Wyoming UST Certification #: via A2LA 2926.01
A2LA-ISO 17025 Certification #: 1461.01
A2LA-ISO 17025 Certification #: 1461.02
AIHA-LAP/LLC EMLAP Certification #:100789

Pace Analytical Services Asheville
2225 Riverside Drive, Asheville, NC 28804
Florida/NELAP Certification #: E87648
North Carolina Drinking Water Certification #: 37712
North Carolina Wastewater Certification #: 40
South Carolina Laboratory ID: 99030
South Carolina Certification #: 99030001
Virginia/VELAP Certification #: 460222

Pace Analytical Services West Columbia
106 Vantage Point Drive, West Columbia, SC 29172
Alaska Dept. of Energy Conservation, Cert# 20-002
California ELAP, cert# 3049
DoD, DoD QSM V5.4, cert# I.2224
DOE, DoD/DOE QSM V5.4, cert# I.2224.01
Florida, Dept. of Health, cert# E87653-70
Georgia, Env. Protection Division, cert# E87653
Illinois, EPA NELAP, cert# 2000552024-9
Kansas, Dept. of Health and Environment, cert# E-10417
Kentucky, Dept. for Env. Protection, UST, cert# 103582
Kentucky, Dept. for Env. Protection, cert# 98037
Louisiana, Dept. of Environmental Quality, cert# 5125
North Carolina, DEQ, Water Resources, cert# 329
New Jersey, Dept. of Env. Protection, cert# NLC 240005
Oklahoma, Dept. of Env. Quality, cert# 2023-175
Oregon, ELAP, cert# 4181-006
Pennsylvania, Dept. of Env. Protection, cert# 003
South Carolina, Dept. of Env. Services, cert# 32010001
Texas, Commission on Env. Quality, cert# TX-C24-00083
Virginia, Dept. of General Services, cert# 13080
Wisconsin, Dept. of Natural Resources, cert# 399136100

This report shall not be reproduced, except in full,
without the written consent of Pace Analytical Services, LLC.

Pace Analytical Services, LLC
9800 Kincey Ave. Suite 100
Huntersville, NC 28078
(704)875-9092

SAMPLE SUMMARY

Project: Plant Bowen AP-1st SA
Pace Project No.: 92841933

Lab ID	Sample ID	Matrix	Date Collected	Date Received
92841933001	**BOW-BGWC-24**	Water	02/02/26 15:26	02/03/26 13:45
92841933002	**BOW-AP1-FB-01**	Water	02/02/26 16:25	02/03/26 13:45
92841933003	**BOW-AP1-EB-01**	Water	02/02/26 16:15	02/03/26 13:45
92841933004	**BOW-BGWA-29**	Water	02/05/26 12:21	02/06/26 17:20
92841933005	**BOW-BGWA-47D**	Water	02/03/26 12:10	02/06/26 17:20
92841933006	**BOW-BGWA-48D**	Water	02/03/26 15:20	02/06/26 17:20
92841933007	**BOW-BGWC-7**	Water	02/04/26 10:13	02/06/26 17:20
92841933008	**BOW-BGWC-8**	Water	02/03/26 13:20	02/06/26 17:20
92841933009	**BOW-BGWC-9**	Water	02/03/26 15:06	02/06/26 17:20
92841933010	**BOW-BGWC-10**	Water	02/04/26 10:40	02/06/26 17:20
92841933011	**BOW-BGWC-12**	Water	02/03/26 15:24	02/06/26 17:20
92841933012	**BOW-BGWC-14A**	Water	02/04/26 12:04	02/06/26 17:20
92841933013	**BOW-BGWC-16**	Water	02/04/26 11:00	02/06/26 17:20
92841933014	**BOW-BGWC-17**	Water	02/04/26 13:35	02/06/26 17:20
92841933015	**BOW-BGWC-18**	Water	02/04/26 15:20	02/06/26 17:20
92841933016	**BOW-BGWC-19**	Water	02/05/26 11:18	02/06/26 17:20
92841933017	**BOW-BGWC-20**	Water	02/05/26 14:10	02/06/26 17:20
92841933018	**BOW-BGWC-21**	Water	02/04/26 13:02	02/06/26 17:20
92841933019	**BOW-BGWC-25**	Water	02/04/26 14:50	02/06/26 17:20
92841933020	**BOW-BGWC-31**	Water	02/05/26 13:27	02/06/26 17:20
92841933021	**BOW-BGWC-34D**	Water	02/04/26 14:51	02/06/26 17:20
92841933022	**BOW-BGWC-36D**	Water	02/05/26 10:56	02/06/26 17:20
92841933023	**BOW-BGWC-40**	Water	02/05/26 14:24	02/06/26 17:20
92841933024	**BOW-BGWC-50D**	Water	02/03/26 15:16	02/06/26 17:20
92841933025	**BOW-BGWC-51**	Water	02/05/26 10:50	02/06/26 17:20
92841933026	**BOW-BGWC-52**	Water	02/05/26 13:14	02/06/26 17:20
92841933027	**BOW-BGWC-53D**	Water	02/04/26 12:03	02/06/26 17:20
92841933028	**BOW-PZ-7**	Water	02/04/26 14:46	02/06/26 17:20
92841933029	**BOW-AP1-FD-01**	Water	02/03/26 00:00	02/06/26 17:20
92841933030	**BOW-AP1-FD-02**	Water	02/04/26 00:00	02/06/26 17:20
92841933031	**BOW-AP1-FB-02**	Water	02/04/26 16:05	02/06/26 17:20
92841933032	**BOW-AP1-FB-03**	Water	02/05/26 15:30	02/06/26 17:20
92841933033	**BOW-AP1-EB-02**	Water	02/04/26 16:15	02/06/26 17:20
92841933034	**BOW-AP1-EB-03**	Water	02/05/26 15:23	02/06/26 17:20
92841933035	**BOW-AP1-FD-03**	Water	02/05/26 00:00	02/06/26 17:20
92841933036	**BOW-BGWC-30**	Water	02/09/26 11:00	02/10/26 13:35
92841933037	**BOW-BGWC-38D**	Water	02/09/26 12:03	02/10/26 13:35

This report shall not be reproduced, except in full,
without the written consent of Pace Analytical Services, LLC.

Pace Analytical Services, LLC
9800 Kincey Ave. Suite 100
Huntersville, NC 28078
(704)875-9092

SAMPLE SUMMARY

Project: Plant Bowen AP-1st SA
Pace Project No.: 92841933

Lab ID	Sample ID	Matrix	Date Collected	Date Received
92841933038	**BOW-BGWC-49D**	Water	02/09/26 12:51	02/10/26 13:35
92841933039	**BOW-AP1-FB-04**	Water	02/09/26 13:30	02/10/26 13:35
92841933040	**BOW-AP1-EB-04**	Water	02/09/26 14:30	02/10/26 13:35
92841933041	**BOW-BGWA-2**	Water	02/06/26 11:48	02/13/26 14:30
92841933042	**BOW-BGWC-23**	Water	02/06/26 11:38	02/13/26 14:30
92841933043	**BOW-BGWC-32**	Water	02/06/26 10:37	02/13/26 14:30
92841933044	**BOW-BGWC-35D**	Water	02/06/26 12:45	02/13/26 14:30
92841933045	**BOW-BGWC-43D**	Water	02/06/26 11:00	02/13/26 14:30
92841933046	**BOW-AP1-FD-04**	Water	02/10/26 00:00	02/13/26 14:30
92841933047	**BOW-BGWC-22**	Water	02/10/26 09:40	02/13/26 14:30

This report shall not be reproduced, except in full,
without the written consent of Pace Analytical Services, LLC.

Pace Analytical Services, LLC
9800 Kincey Ave. Suite 100
Huntersville, NC 28078
(704)875-9092

SAMPLE ANALYTE COUNT

Project: Plant Bowen AP-1st SA
Pace Project No.: 92841933

Lab ID	Sample ID	Method	Analysts	Analytes Reported	Laboratory
92841933001	**BOW-BGWC-24**	EPA 6020B	LD	1	PAN
		SM 2320B-2021	SMS	3	PASI-A
		SM 2540C-2020	CMW1	1	PASI-A
		SM 4500-S2D-2021	MGW	1	PASI-A
		EPA 300.0 Rev 2.1 1993	CDC	3	PASI-A
		EPA 6020B	BW, CBP	18	PASI-WC
		EPA 7470A	KAJ1	1	PASI-WC
92841933002	**BOW-AP1-FB-01**	EPA 6020B	LD	1	PAN
		SM 2540C-2020	CMW1	1	PASI-A
		EPA 300.0 Rev 2.1 1993	CDC	3	PASI-A
		EPA 6020B	BW	13	PASI-WC
		EPA 7470A	KAJ1	1	PASI-WC
92841933003	**BOW-AP1-EB-01**	EPA 6020B	LD	1	PAN
		SM 2540C-2020	CMW1	1	PASI-A
		EPA 300.0 Rev 2.1 1993	CDC	3	PASI-A
		EPA 6020B	BW	13	PASI-WC
		EPA 7470A	KAJ1	1	PASI-WC
92841933004	**BOW-BGWA-29**	EPA 6020B	TMT	1	PAN
		SM 2320B-2021	MDW	3	PASI-A
		SM 2540C-2020	CMW1	1	PASI-A
		SM 4500-S2D-2021	JP1	1	PASI-A
		EPA 300.0 Rev 2.1 1993	CDC	3	PASI-A
		EPA 6020B	BW	18	PASI-WC
		EPA 7470A	DH	1	PASI-WC
92841933005	**BOW-BGWA-47D**	EPA 6020B	TMT	1	PAN
		SM 2320B-2021	SMS	3	PASI-A
		SM 2540C-2020	NSS	1	PASI-A
		SM 4500-S2D-2021	MGW	1	PASI-A
		EPA 300.0 Rev 2.1 1993	CDC	3	PASI-A
		EPA 6020B	BW	18	PASI-WC
		EPA 7470A	DH	1	PASI-WC
92841933006	**BOW-BGWA-48D**	EPA 6020B	TMT	1	PAN
		SM 2320B-2021	SMS	3	PASI-A
		SM 2540C-2020	NSS	1	PASI-A
		SM 4500-S2D-2021	MGW	1	PASI-A
		EPA 300.0 Rev 2.1 1993	CDC	3	PASI-A
		EPA 6020B	BW	18	PASI-WC

This report shall not be reproduced, except in full,
without the written consent of Pace Analytical Services, LLC.

Pace Analytical Services, LLC
9800 Kincey Ave. Suite 100
Huntersville, NC 28078
(704)875-9092

SAMPLE ANALYTE COUNT

Project: Plant Bowen AP-1st SA
Pace Project No.: 92841933

Lab ID	Sample ID	Method	Analysts	Analytes Reported	Laboratory
		EPA 7470A	DH	1	PASI-WC
92841933007	**BOW-BGWC-7**	EPA 6020B	TMT	1	PAN
		SM 2320B-2021	SMS	3	PASI-A
		SM 2540C-2020	NSS	1	PASI-A
		SM 4500-S2D-2021	JP1	1	PASI-A
		EPA 300.0 Rev 2.1 1993	CDC	3	PASI-A
		EPA 6020B	BW	18	PASI-WC
		EPA 7470A	DH	1	PASI-WC
92841933008	**BOW-BGWC-8**	EPA 6020B	TMT	1	PAN
		SM 2320B-2021	SMS	3	PASI-A
		SM 2540C-2020	NSS	1	PASI-A
		SM 4500-S2D-2021	MGW	1	PASI-A
		EPA 300.0 Rev 2.1 1993	CDC	3	PASI-A
		EPA 6020B	BW	18	PASI-WC
		EPA 7470A	DH	1	PASI-WC
92841933009	**BOW-BGWC-9**	EPA 6020B	TMT	1	PAN
		SM 2320B-2021	SMS	3	PASI-A
		SM 2540C-2020	NSS	1	PASI-A
		SM 4500-S2D-2021	MGW	1	PASI-A
		EPA 300.0 Rev 2.1 1993	CDC	3	PASI-A
		EPA 6020B	BW	18	PASI-WC
		EPA 7470A	DH	1	PASI-WC
92841933010	**BOW-BGWC-10**	EPA 6020B	TMT	1	PAN
		SM 2320B-2021	SMS	3	PASI-A
		SM 2540C-2020	NSS	1	PASI-A
		SM 4500-S2D-2021	JP1	1	PASI-A
		EPA 300.0 Rev 2.1 1993	CDC	3	PASI-A
		EPA 6020B	BW	18	PASI-WC
		EPA 7470A	DH	1	PASI-WC
92841933011	**BOW-BGWC-12**	EPA 6020B	TMT	1	PAN
		SM 2320B-2021	SMS	3	PASI-A
		SM 2540C-2020	NSS	1	PASI-A
		SM 4500-S2D-2021	MGW	1	PASI-A
		EPA 300.0 Rev 2.1 1993	CDC	3	PASI-A
		EPA 6020B	BW	18	PASI-WC
		EPA 7470A	DH	1	PASI-WC
92841933012	**BOW-BGWC-14A**	EPA 6020B	TMT	1	PAN

This report shall not be reproduced, except in full,
without the written consent of Pace Analytical Services, LLC.

Pace Analytical Services, LLC
9800 Kincey Ave. Suite 100
Huntersville, NC 28078
(704)875-9092

SAMPLE ANALYTE COUNT

Project: Plant Bowen AP-1st SA
Pace Project No.: 92841933

Lab ID	Sample ID	Method	Analysts	Analytes Reported	Laboratory
		SM 2320B-2021	SMS	3	PASI-A
		SM 2540C-2020	NSS	1	PASI-A
		SM 4500-S2D-2021	JP1	1	PASI-A
		EPA 300.0 Rev 2.1 1993	CDC	3	PASI-A
		EPA 6020B	BW	18	PASI-WC
		EPA 7470A	DH	1	PASI-WC
92841933013	**BOW-BGWC-16**	EPA 6020B	TMT	1	PAN
		SM 2320B-2021	SMS	3	PASI-A
		SM 2540C-2020	NSS	1	PASI-A
		SM 4500-S2D-2021	JP1	1	PASI-A
		EPA 300.0 Rev 2.1 1993	CDC	3	PASI-A
		EPA 6020B	BW	18	PASI-WC
		EPA 7470A	DH	1	PASI-WC
92841933014	**BOW-BGWC-17**	EPA 6020B	TMT	1	PAN
		SM 2320B-2021	SMS	3	PASI-A
		SM 2540C-2020	CMW1	1	PASI-A
		SM 4500-S2D-2021	JP1	1	PASI-A
		EPA 300.0 Rev 2.1 1993	CDC	3	PASI-A
		EPA 6020B	BW	18	PASI-WC
		EPA 7470A	DH	1	PASI-WC
92841933015	**BOW-BGWC-18**	EPA 6020B	TMT	1	PAN
		SM 2320B-2021	SMS	3	PASI-A
		SM 2540C-2020	CMW1	1	PASI-A
		SM 4500-S2D-2021	JP1	1	PASI-A
		EPA 300.0 Rev 2.1 1993	CDC	3	PASI-A
		EPA 6020B	BW	18	PASI-WC
		EPA 7470A	DH	1	PASI-WC
92841933016	**BOW-BGWC-19**	EPA 6020B	TMT	1	PAN
		SM 2320B-2021	MDW	3	PASI-A
		SM 2540C-2020	CMW1	1	PASI-A
		SM 4500-S2D-2021	JP1	1	PASI-A
		EPA 300.0 Rev 2.1 1993	CDC	3	PASI-A
		EPA 6020B	BW	18	PASI-WC
		EPA 7470A	DH	1	PASI-WC
92841933017	**BOW-BGWC-20**	EPA 6020B	TMT	1	PAN
		SM 2320B-2021	MDW	3	PASI-A
		SM 2540C-2020	CMW1	1	PASI-A

This report shall not be reproduced, except in full,
without the written consent of Pace Analytical Services, LLC.

Pace Analytical Services, LLC
9800 Kincey Ave. Suite 100
Huntersville, NC 28078
(704)875-9092

SAMPLE ANALYTE COUNT

Project: Plant Bowen AP-1st SA
Pace Project No.: 92841933

Lab ID	Sample ID	Method	Analysts	Analytes Reported	Laboratory
		SM 4500-S2D-2021	JP1	1	PASI-A
		EPA 300.0 Rev 2.1 1993	CDC	3	PASI-A
		EPA 6020B	BW	18	PASI-WC
		EPA 7470A	DH	1	PASI-WC
92841933018	**BOW-BGWC-21**	EPA 6020B	TMT	1	PAN
		SM 2320B-2021	SMS	3	PASI-A
		SM 2540C-2020	CMW1	1	PASI-A
		SM 4500-S2D-2021	JP1	1	PASI-A
		EPA 300.0 Rev 2.1 1993	CDC	3	PASI-A
		EPA 6020B	BW	18	PASI-WC
		EPA 7470A	DH	1	PASI-WC
92841933019	**BOW-BGWC-25**	EPA 6020B	TMT	1	PAN
		SM 2320B-2021	SMS	3	PASI-A
		SM 2540C-2020	CMW1	1	PASI-A
		SM 4500-S2D-2021	JP1	1	PASI-A
		EPA 300.0 Rev 2.1 1993	CDC	3	PASI-A
		EPA 6020B	BW	18	PASI-WC
		EPA 7470A	DH	1	PASI-WC
92841933020	**BOW-BGWC-31**	EPA 6020B	TMT	1	PAN
		SM 2320B-2021	MDW	3	PASI-A
		SM 2540C-2020	ACE	1	PASI-A
		SM 4500-S2D-2021	JP1	1	PASI-A
		EPA 300.0 Rev 2.1 1993	CDC	3	PASI-A
		EPA 6020B	BW	18	PASI-WC
		EPA 7470A	DH	1	PASI-WC
92841933021	**BOW-BGWC-34D**	EPA 6020B	TMT	1	PAN
		SM 2320B-2021	SMS	3	PASI-A
		SM 2540C-2020	CMW1	1	PASI-A
		SM 4500-S2D-2021	JP1	1	PASI-A
		EPA 300.0 Rev 2.1 1993	CDC	3	PASI-A
		EPA 6020B	BW	18	PASI-WC
		EPA 7470A	DH	1	PASI-WC
92841933022	**BOW-BGWC-36D**	EPA 6020B	TMT	1	PAN
		SM 2320B-2021	MDW	3	PASI-A
		SM 2540C-2020	ACE	1	PASI-A
		SM 4500-S2D-2021	JP1	1	PASI-A
		EPA 300.0 Rev 2.1 1993	CDC	3	PASI-A

This report shall not be reproduced, except in full,
without the written consent of Pace Analytical Services, LLC.

Pace Analytical Services, LLC
9800 Kincey Ave. Suite 100
Huntersville, NC 28078
(704)875-9092

SAMPLE ANALYTE COUNT

Project: Plant Bowen AP-1st SA
Pace Project No.: 92841933

Lab ID	Sample ID	Method	Analysts	Analytes Reported	Laboratory
		EPA 6020B	BW	18	PASI-WC
		EPA 7470A	DH	1	PASI-WC
92841933023	**BOW-BGWC-40**	EPA 6020B	TMT	1	PAN
		SM 2320B-2021	MDW	3	PASI-A
		SM 2540C-2020	ACE	1	PASI-A
		SM 4500-S2D-2021	JP1	1	PASI-A
		EPA 300.0 Rev 2.1 1993	CDC	3	PASI-A
		EPA 6020B	BW	18	PASI-WC
		EPA 7470A	DH	1	PASI-WC
92841933024	**BOW-BGWC-50D**	EPA 6020B	JPD	1	PAN
		SM 2320B-2021	SMS	3	PASI-A
		SM 2540C-2020	NSS	1	PASI-A
		SM 4500-S2D-2021	MGW	1	PASI-A
		EPA 300.0 Rev 2.1 1993	CDC	3	PASI-A
		EPA 6020B	BW	18	PASI-WC
		EPA 7470A	DH	1	PASI-WC
92841933025	**BOW-BGWC-51**	EPA 6020B	JPD	1	PAN
		SM 2320B-2021	MDW	3	PASI-A
		SM 2540C-2020	ACE	1	PASI-A
		SM 4500-S2D-2021	JP1	1	PASI-A
		EPA 300.0 Rev 2.1 1993	CDC	3	PASI-A
		EPA 6020B	BW	18	PASI-WC
		EPA 7470A	DH	1	PASI-WC
92841933026	**BOW-BGWC-52**	EPA 6020B	JPD	1	PAN
		SM 2320B-2021	MDW	3	PASI-A
		SM 2540C-2020	ACE	1	PASI-A
		SM 4500-S2D-2021	JP1	1	PASI-A
		EPA 300.0 Rev 2.1 1993	CDC	3	PASI-A
		EPA 6020B	BW	18	PASI-WC
		EPA 7470A	DH	1	PASI-WC
92841933027	**BOW-BGWC-53D**	EPA 6020B	JPD	1	PAN
		SM 2320B-2021	SMS	3	PASI-A
		SM 2540C-2020	CMW1	1	PASI-A
		SM 4500-S2D-2021	JP1	1	PASI-A
		EPA 300.0 Rev 2.1 1993	CDC	3	PASI-A
		EPA 6020B	BW	18	PASI-WC
		EPA 7470A	DH	1	PASI-WC

This report shall not be reproduced, except in full,
without the written consent of Pace Analytical Services, LLC.

Pace Analytical Services, LLC
9800 Kincey Ave. Suite 100
Huntersville, NC 28078
(704)875-9092

SAMPLE ANALYTE COUNT

Project: Plant Bowen AP-1st SA
Pace Project No.: 92841933

Lab ID	Sample ID	Method	Analysts	Analytes Reported	Laboratory
92841933028	**BOW-PZ-7**	EPA 6020B	JPD	1	PAN
		SM 2320B-2021	MDW	3	PASI-A
		SM 2540C-2020	CMW1	1	PASI-A
		SM 4500-S2D-2021	JP1	1	PASI-A
		EPA 300.0 Rev 2.1 1993	CDC	3	PASI-A
		EPA 6020B	BW	18	PASI-WC
		EPA 7470A	DH	1	PASI-WC
92841933029	**BOW-AP1-FD-01**	EPA 6020B	JPD	1	PAN
		SM 2540C-2020	NSS	1	PASI-A
		EPA 300.0 Rev 2.1 1993	CDC	3	PASI-A
		EPA 6020B	BW	13	PASI-WC
		EPA 7470A	DH	1	PASI-WC
92841933030	**BOW-AP1-FD-02**	EPA 6020B	JPD	1	PAN
		SM 2540C-2020	NSS	1	PASI-A
		EPA 300.0 Rev 2.1 1993	CDC	3	PASI-A
		EPA 6020B	BW	13	PASI-WC
		EPA 7470A	DH	1	PASI-WC
92841933031	**BOW-AP1-FB-02**	EPA 6020B	JPD	1	PAN
		SM 2540C-2020	CMW1	1	PASI-A
		EPA 300.0 Rev 2.1 1993	CDC	3	PASI-A
		EPA 6020B	BW	13	PASI-WC
		EPA 7470A	DH	1	PASI-WC
92841933032	**BOW-AP1-FB-03**	EPA 6020B	JPD	1	PAN
		SM 2540C-2020	ACE	1	PASI-A
		EPA 300.0 Rev 2.1 1993	CDC	3	PASI-A
		EPA 6020B	BW	13	PASI-WC
		EPA 7470A	DH	1	PASI-WC
92841933033	**BOW-AP1-EB-02**	EPA 6020B	JPD	1	PAN
		SM 2540C-2020	CMW1	1	PASI-A
		EPA 300.0 Rev 2.1 1993	CDC	3	PASI-A
		EPA 6020B	BW	13	PASI-WC
		EPA 7470A	DH	1	PASI-WC
92841933034	**BOW-AP1-EB-03**	EPA 6020B	JPD	1	PAN
		SM 2540C-2020	ACE	1	PASI-A
		EPA 300.0 Rev 2.1 1993	CDC	3	PASI-A
		EPA 6020B	BW	13	PASI-WC
		EPA 7470A	DH	1	PASI-WC

This report shall not be reproduced, except in full,
without the written consent of Pace Analytical Services, LLC.

Pace Analytical Services, LLC
9800 Kincey Ave. Suite 100
Huntersville, NC 28078
(704)875-9092

SAMPLE ANALYTE COUNT

Project: Plant Bowen AP-1st SA
Pace Project No.: 92841933

Lab ID	Sample ID	Method	Analysts	Analytes Reported	Laboratory
92841933035	**BOW-AP1-FD-03**	EPA 6020B	JPD	1	PAN
		SM 2540C-2020	ACE	1	PASI-A
		EPA 300.0 Rev 2.1 1993	CDC	3	PASI-A
		EPA 6020B	BW	13	PASI-WC
		EPA 7470A	DH	1	PASI-WC
92841933036	**BOW-BGWC-30**	EPA 6020B	LD	1	PAN
		SM 2320B-2021	MDW	3	PASI-A
		SM 2540C-2020	CMW1	1	PASI-A
		SM 4500-S2D-2021	JP1	1	PASI-A
		EPA 300.0 Rev 2.1 1993	CDC	3	PASI-A
		EPA 6020B	BW	18	PASI-WC
		EPA 7470A	DH	1	PASI-WC
92841933037	**BOW-BGWC-38D**	EPA 6020B	LD	1	PAN
		SM 2320B-2021	MDW	3	PASI-A
		SM 2540C-2020	CMW1	1	PASI-A
		SM 4500-S2D-2021	JP1	1	PASI-A
		EPA 300.0 Rev 2.1 1993	CDC	3	PASI-A
		EPA 6020B	BW	18	PASI-WC
		EPA 7470A	DH	1	PASI-WC
92841933038	**BOW-BGWC-49D**	EPA 6020B	LD	1	PAN
		SM 2320B-2021	MDW	3	PASI-A
		SM 2540C-2020	CMW1	1	PASI-A
		SM 4500-S2D-2021	JP1	1	PASI-A
		EPA 300.0 Rev 2.1 1993	CDC	3	PASI-A
		EPA 6020B	BW	18	PASI-WC
		EPA 7470A	DH	1	PASI-WC
92841933039	**BOW-AP1-FB-04**	EPA 6020B	LD	1	PAN
		SM 2540C-2020	CMW1	1	PASI-A
		EPA 300.0 Rev 2.1 1993	CDC	3	PASI-A
		EPA 6020B	BW	13	PASI-WC
		EPA 7470A	DH	1	PASI-WC
92841933040	**BOW-AP1-EB-04**	EPA 6020B	LD	1	PAN
		SM 2540C-2020	CMW1	1	PASI-A
		EPA 300.0 Rev 2.1 1993	CDC	3	PASI-A
		EPA 6020B	BW	13	PASI-WC
		EPA 7470A	DH	1	PASI-WC
92841933041	**BOW-BGWA-2**	EPA 6020B	LD	1	PAN

This report shall not be reproduced, except in full,
without the written consent of Pace Analytical Services, LLC.

Pace Analytical Services, LLC
9800 Kincey Ave. Suite 100
Huntersville, NC 28078
(704)875-9092

SAMPLE ANALYTE COUNT

Project: Plant Bowen AP-1st SA
Pace Project No.: 92841933

Lab ID	Sample ID	Method	Analysts	Analytes Reported	Laboratory
		SM 2320B-2021	MDW	3	PASI-A
		SM 2540C-2020	CMW1	1	PASI-A
		SM 4500-S2D-2021	JP1	1	PASI-A
		EPA 300.0 Rev 2.1 1993	JCM	3	PASI-A
		EPA 6020B	BW, LNV	18	PASI-WC
		EPA 7470A	DH	1	PASI-WC
92841933042	**BOW-BGWC-23**	EPA 6020B	LD	1	PAN
		SM 2320B-2021	MDW	3	PASI-A
		SM 2540C-2020	CMW1	1	PASI-A
		SM 4500-S2D-2021	JP1	1	PASI-A
		EPA 300.0 Rev 2.1 1993	JCM	3	PASI-A
		EPA 6020B	BW, LNV	18	PASI-WC
		EPA 7470A	DH	1	PASI-WC
92841933043	**BOW-BGWC-32**	EPA 6020B	SJM	1	PAN
		SM 2320B-2021	MDW	3	PASI-A
		SM 2540C-2020	CMW1	1	PASI-A
		SM 4500-S2D-2021	JP1	1	PASI-A
		EPA 300.0 Rev 2.1 1993	JCM	3	PASI-A
		EPA 6020B	BW, LNV	18	PASI-WC
		EPA 7470A	DH	1	PASI-WC
92841933044	**BOW-BGWC-35D**	EPA 6020B	SJM	1	PAN
		SM 2320B-2021	MDW	3	PASI-A
		SM 2540C-2020	CMW1	1	PASI-A
		SM 4500-S2D-2021	JP1	1	PASI-A
		EPA 300.0 Rev 2.1 1993	JCM	3	PASI-A
		EPA 6020B	BW	18	PASI-WC
		EPA 7470A	DH	1	PASI-WC
92841933045	**BOW-BGWC-43D**	EPA 6020B	SJM	1	PAN
		SM 2320B-2021	MDW	3	PASI-A
		SM 2540C-2020	CMW1	1	PASI-A
		SM 4500-S2D-2021	JP1	1	PASI-A
		EPA 300.0 Rev 2.1 1993	JCM	3	PASI-A
		EPA 6020B	BW	18	PASI-WC
		EPA 7470A	DH	1	PASI-WC
92841933046	**BOW-AP1-FD-04**	EPA 6020B	SJM	1	PAN
		SM 2540C-2020	ACE	1	PASI-A
		EPA 300.0 Rev 2.1 1993	JCM	3	PASI-A

This report shall not be reproduced, except in full,
without the written consent of Pace Analytical Services, LLC.

Pace Analytical Services, LLC
9800 Kincey Ave. Suite 100
Huntersville, NC 28078
(704)875-9092

SAMPLE ANALYTE COUNT

Project: Plant Bowen AP-1st SA
Pace Project No.: 92841933

Lab ID	Sample ID	Method	Analysts	Analytes Reported	Laboratory
		EPA 6020B	BW	13	PASI-WC
		EPA 7470A	DH	1	PASI-WC
92841933047	**BOW-BGWC-22**	EPA 6020B	SJM	1	PAN
		SM 2320B-2021	SMS	3	PASI-A
		SM 2540C-2020	ACE	1	PASI-A
		SM 4500-S2D-2021	JP1	1	PASI-A
		EPA 300.0 Rev 2.1 1993	JCM	3	PASI-A
		EPA 6020B	BW	18	PASI-WC
		EPA 7470A	DH	1	PASI-WC

PAN = Pace National - Mt. Juliet
PASI-A = Pace Analytical Services - Asheville
PASI-WC = Pace Analytical Services - West Columbia

This report shall not be reproduced, except in full,
without the written consent of Pace Analytical Services, LLC.

Pace Analytical Services, LLC
9800 Kincey Ave. Suite 100
Huntersville, NC 28078
(704)875-9092

SUMMARY OF DETECTION

Project: Plant Bowen AP-1st SA
Pace Project No.: 92841933

Lab Sample ID Method	Client Sample ID Parameters	Result	Units	Report Limit	Analyzed	Qualifiers
92841933001	**BOW-BGWC-24**					
EPA 6020B	Lithium	0.00604	mg/L	0.00200	02/09/26 22:13	
SM 2320B-2021	Alkalinity,Bicarbonate (CaCO3)	160	mg/L	5.0	02/10/26 13:11	
SM 2320B-2021	Alkalinity, Total as CaCO3	160	mg/L	5.0	02/10/26 13:11	
SM 2540C-2020	Total Dissolved Solids	1510	mg/L	250	02/06/26 16:18	
EPA 300.0 Rev 2.1 1993	Chloride	421	mg/L	10.0	02/04/26 08:26	
EPA 300.0 Rev 2.1 1993	Fluoride	0.15	mg/L	0.10	02/04/26 04:48	
EPA 300.0 Rev 2.1 1993	Sulfate	256	mg/L	10.0	02/04/26 08:26	
EPA 6020B	Antimony	0.00048J	mg/L	0.0020	02/06/26 17:57	
EPA 6020B	Arsenic	0.0016J	mg/L	0.0020	02/06/26 17:57	
EPA 6020B	Barium	0.041	mg/L	0.0050	02/06/26 17:57	
EPA 6020B	Beryllium	0.00027J	mg/L	0.00040	02/06/26 17:57	
EPA 6020B	Boron	11.8	mg/L	2.0	02/09/26 16:17	
EPA 6020B	Cadmium	0.0022	mg/L	0.00050	02/06/26 17:57	
EPA 6020B	Calcium	417	mg/L	20.0	02/09/26 16:17	
EPA 6020B	Cobalt	0.00072J	mg/L	0.0050	02/06/26 17:57	
EPA 6020B	Iron	0.48	mg/L	0.040	02/06/26 17:57	
EPA 6020B	Magnesium	52.5	mg/L	1.2	02/06/26 18:06	
EPA 6020B	Manganese	1.7	mg/L	0.12	02/06/26 18:06	
EPA 6020B	Potassium	7.0	mg/L	0.40	02/06/26 17:57	
EPA 6020B	Selenium	0.012	mg/L	0.0050	02/06/26 17:57	
EPA 6020B	Sodium	10.6	mg/L	0.40	02/06/26 17:57	
EPA 6020B	Thallium	0.00023J	mg/L	0.00050	02/06/26 17:57	
EPA 7470A	Mercury	0.014	mg/L	0.0010	02/06/26 12:27	3g
92841933002	**BOW-AP1-FB-01**					
EPA 6020B	Lithium	0.000730J	mg/L	0.00200	02/09/26 22:16	J
92841933003	**BOW-AP1-EB-01**					
EPA 6020B	Lithium	0.000611J	mg/L	0.00200	02/09/26 22:19	J
92841933004	**BOW-BGWA-29**					
EPA 6020B	Lithium	0.000789J	mg/L	0.00200	02/13/26 16:07	J
SM 2320B-2021	Alkalinity,Bicarbonate (CaCO3)	102	mg/L	5.0	02/14/26 14:59	
SM 2320B-2021	Alkalinity, Total as CaCO3	102	mg/L	5.0	02/14/26 14:59	
SM 2540C-2020	Total Dissolved Solids	105	mg/L	25.0	02/10/26 15:58	
EPA 300.0 Rev 2.1 1993	Chloride	1.3	mg/L	1.0	02/10/26 23:16	
EPA 300.0 Rev 2.1 1993	Fluoride	0.23	mg/L	0.10	02/10/26 23:16	M1
EPA 300.0 Rev 2.1 1993	Sulfate	1.9	mg/L	1.0	02/10/26 23:16	
EPA 6020B	Barium	0.012	mg/L	0.0050	02/27/26 12:02	
EPA 6020B	Calcium	21.3	mg/L	0.40	02/27/26 12:02	2g,M1
EPA 6020B	Chromium	0.00054J	mg/L	0.0050	02/27/26 12:02	
EPA 6020B	Iron	0.029J	mg/L	0.040	02/27/26 12:02	
EPA 6020B	Magnesium	11.1	mg/L	0.050	02/27/26 12:02	M1
EPA 6020B	Potassium	0.75	mg/L	0.40	02/27/26 12:02	
EPA 6020B	Sodium	3.8	mg/L	0.40	02/27/26 12:02	
92841933005	**BOW-BGWA-47D**					
EPA 6020B	Lithium	0.000732J	mg/L	0.00200	02/13/26 16:10	J
SM 2320B-2021	Alkalinity,Bicarbonate (CaCO3)	285	mg/L	5.0	02/11/26 23:23	

This report shall not be reproduced, except in full,
without the written consent of Pace Analytical Services, LLC.

Pace Analytical Services, LLC
9800 Kincey Ave. Suite 100
Huntersville, NC 28078
(704)875-9092

SUMMARY OF DETECTION

Project: Plant Bowen AP-1st SA
Pace Project No.: 92841933

Lab Sample ID Method	Client Sample ID Parameters	Result	Units	Report Limit	Analyzed	Qualifiers
92841933005	**BOW-BGWA-47D**					
SM 2320B-2021	Alkalinity, Total as CaCO3	285	mg/L	5.0	02/11/26 23:23	
SM 2540C-2020	Total Dissolved Solids	388	mg/L	25.0	02/10/26 07:24	
EPA 300.0 Rev 2.1 1993	Chloride	4.9	mg/L	1.0	02/10/26 07:36	
EPA 300.0 Rev 2.1 1993	Fluoride	0.063J	mg/L	0.10	02/10/26 07:36	
EPA 300.0 Rev 2.1 1993	Sulfate	63.9	mg/L	1.0	02/10/26 07:36	
EPA 6020B	Barium	0.053	mg/L	0.0050	02/27/26 12:49	
EPA 6020B	Boron	0.023J	mg/L	0.040	02/27/26 12:49	
EPA 6020B	Calcium	118	mg/L	2.0	02/27/26 12:58	2g
EPA 6020B	Chromium	0.00039J	mg/L	0.0050	02/27/26 12:49	
EPA 6020B	Iron	0.16	mg/L	0.040	02/27/26 12:49	
EPA 6020B	Magnesium	19.1	mg/L	0.050	02/27/26 12:49	
EPA 6020B	Manganese	0.0057	mg/L	0.0050	02/27/26 12:49	
EPA 6020B	Potassium	1.7	mg/L	0.40	02/27/26 12:49	
EPA 6020B	Selenium	0.0022J	mg/L	0.0050	02/27/26 12:49	
EPA 6020B	Sodium	4.0	mg/L	0.40	02/27/26 12:49	
92841933006	**BOW-BGWA-48D**					
SM 2320B-2021	Alkalinity,Bicarbonate (CaCO3)	239	mg/L	5.0	02/11/26 23:31	
SM 2320B-2021	Alkalinity, Total as CaCO3	239	mg/L	5.0	02/11/26 23:31	
SM 2540C-2020	Total Dissolved Solids	363	mg/L	25.0	02/10/26 07:24	
SM 4500-S2D-2021	Sulfide	0.13	mg/L	0.10	02/10/26 21:45	
EPA 300.0 Rev 2.1 1993	Chloride	10	mg/L	1.0	02/10/26 07:50	
EPA 300.0 Rev 2.1 1993	Fluoride	0.14	mg/L	0.10	02/10/26 07:50	
EPA 300.0 Rev 2.1 1993	Sulfate	87.0	mg/L	1.0	02/10/26 07:50	
EPA 6020B	Antimony	0.00044J	mg/L	0.0020	02/27/26 13:35	
EPA 6020B	Arsenic	0.0049	mg/L	0.0020	02/27/26 13:35	
EPA 6020B	Barium	0.086	mg/L	0.0050	02/27/26 13:35	
EPA 6020B	Boron	0.028J	mg/L	0.040	02/27/26 13:35	
EPA 6020B	Calcium	41.3	mg/L	2.0	02/27/26 13:26	2g
EPA 6020B	Iron	0.59	mg/L	0.040	02/27/26 13:35	
EPA 6020B	Magnesium	14.3	mg/L	0.050	02/27/26 13:35	
EPA 6020B	Manganese	0.022	mg/L	0.0050	02/27/26 13:35	
EPA 6020B	Molybdenum	0.0029J	mg/L	0.010	02/27/26 13:35	
EPA 6020B	Potassium	1.6	mg/L	0.40	02/27/26 13:35	
EPA 6020B	Sodium	79.2	mg/L	2.0	02/27/26 13:26	
92841933007	**BOW-BGWC-7**					
EPA 6020B	Lithium	0.00542	mg/L	0.00200	02/13/26 15:55	
SM 2320B-2021	Alkalinity,Bicarbonate (CaCO3)	290	mg/L	5.0	02/12/26 08:54	
SM 2320B-2021	Alkalinity, Total as CaCO3	290	mg/L	5.0	02/12/26 08:54	
SM 2540C-2020	Total Dissolved Solids	525	mg/L	25.0	02/10/26 07:25	
EPA 300.0 Rev 2.1 1993	Chloride	6.0	mg/L	1.0	02/10/26 08:05	
EPA 300.0 Rev 2.1 1993	Fluoride	0.16	mg/L	0.10	02/10/26 08:05	
EPA 300.0 Rev 2.1 1993	Sulfate	154	mg/L	3.0	02/10/26 18:23	
EPA 6020B	Arsenic	0.0018J	mg/L	0.0020	02/27/26 13:44	
EPA 6020B	Barium	0.023	mg/L	0.0050	02/27/26 13:44	
EPA 6020B	Boron	0.76	mg/L	0.20	02/27/26 13:53	
EPA 6020B	Calcium	121	mg/L	2.0	02/27/26 13:53	2g

This report shall not be reproduced, except in full,
without the written consent of Pace Analytical Services, LLC.

Pace Analytical Services, LLC
9800 Kincey Ave. Suite 100
Huntersville, NC 28078
(704)875-9092

SUMMARY OF DETECTION

Project: Plant Bowen AP-1st SA
Pace Project No.: 92841933

Lab Sample ID Method	Client Sample ID Parameters	Result	Units	Report Limit	Analyzed	Qualifiers
92841933007	**BOW-BGWC-7**					
EPA 6020B	Chromium	0.00036J	mg/L	0.0050	02/27/26 13:44	
EPA 6020B	Cobalt	0.00085J	mg/L	0.0050	02/27/26 13:44	
EPA 6020B	Iron	0.85	mg/L	0.040	02/27/26 13:44	
EPA 6020B	Magnesium	36.4	mg/L	0.25	02/27/26 13:53	
EPA 6020B	Manganese	0.028	mg/L	0.0050	02/27/26 13:44	
EPA 6020B	Molybdenum	0.010	mg/L	0.010	02/27/26 13:44	
EPA 6020B	Potassium	3.1	mg/L	0.40	02/27/26 13:44	
EPA 6020B	Sodium	15.1	mg/L	0.40	02/27/26 13:44	
92841933008	**BOW-BGWC-8**					
SM 2320B-2021	Alkalinity,Bicarbonate (CaCO3)	166	mg/L	5.0	02/12/26 00:03	
SM 2320B-2021	Alkalinity, Total as CaCO3	166	mg/L	5.0	02/12/26 00:03	
SM 2540C-2020	Total Dissolved Solids	178	mg/L	25.0	02/10/26 07:24	
EPA 300.0 Rev 2.1 1993	Chloride	1.6	mg/L	1.0	02/10/26 08:20	
EPA 300.0 Rev 2.1 1993	Fluoride	0.059J	mg/L	0.10	02/10/26 08:20	
EPA 300.0 Rev 2.1 1993	Sulfate	15.9	mg/L	1.0	02/10/26 08:20	
EPA 6020B	Arsenic	0.00050J	mg/L	0.0020	02/27/26 14:03	
EPA 6020B	Barium	0.026	mg/L	0.0050	02/27/26 14:03	
EPA 6020B	Boron	0.032J	mg/L	0.040	02/27/26 14:03	
EPA 6020B	Calcium	43.2	mg/L	2.0	02/27/26 14:12	2g
EPA 6020B	Chromium	0.00095J	mg/L	0.0050	02/27/26 14:03	
EPA 6020B	Iron	0.076	mg/L	0.040	02/27/26 14:03	
EPA 6020B	Magnesium	14.5	mg/L	0.050	02/27/26 14:03	
EPA 6020B	Potassium	3.0	mg/L	0.40	02/27/26 14:03	
EPA 6020B	Sodium	4.5	mg/L	0.40	02/27/26 14:03	
92841933009	**BOW-BGWC-9**					
EPA 6020B	Lithium	0.00180J	mg/L	0.00200	02/13/26 16:26	J
SM 2320B-2021	Alkalinity,Bicarbonate (CaCO3)	240	mg/L	5.0	02/12/26 00:10	
SM 2320B-2021	Alkalinity, Total as CaCO3	240	mg/L	5.0	02/12/26 00:10	
SM 2540C-2020	Total Dissolved Solids	379	mg/L	25.0	02/10/26 07:24	
EPA 300.0 Rev 2.1 1993	Chloride	10.5	mg/L	1.0	02/10/26 08:35	
EPA 300.0 Rev 2.1 1993	Fluoride	0.096J	mg/L	0.10	02/10/26 08:35	
EPA 300.0 Rev 2.1 1993	Sulfate	98.4	mg/L	1.0	02/10/26 08:35	M1
EPA 6020B	Arsenic	0.0011J	mg/L	0.0020	02/27/26 14:21	
EPA 6020B	Barium	0.030	mg/L	0.0050	02/27/26 14:21	
EPA 6020B	Boron	0.57	mg/L	0.20	02/27/26 14:30	
EPA 6020B	Calcium	75.5	mg/L	2.0	02/27/26 14:30	2g
EPA 6020B	Chromium	0.00071J	mg/L	0.0050	02/27/26 14:21	
EPA 6020B	Cobalt	0.00012J	mg/L	0.0050	02/27/26 14:21	
EPA 6020B	Iron	0.36	mg/L	0.040	02/27/26 14:21	
EPA 6020B	Magnesium	28.8	mg/L	0.050	02/27/26 14:21	
EPA 6020B	Manganese	0.020	mg/L	0.0050	02/27/26 14:21	
EPA 6020B	Molybdenum	0.0029J	mg/L	0.010	02/27/26 14:21	
EPA 6020B	Potassium	3.1	mg/L	0.40	02/27/26 14:21	
EPA 6020B	Selenium	0.0013J	mg/L	0.0050	02/27/26 14:21	
EPA 6020B	Sodium	19.0	mg/L	0.40	02/27/26 14:21	

This report shall not be reproduced, except in full,
without the written consent of Pace Analytical Services, LLC.

Pace Analytical Services, LLC
9800 Kincey Ave. Suite 100
Huntersville, NC 28078
(704)875-9092

SUMMARY OF DETECTION

Project: Plant Bowen AP-1st SA
Pace Project No.: 92841933

Lab Sample ID Method	Client Sample ID Parameters	Result	Units	Report Limit	Analyzed	Qualifiers
92841933010	**BOW-BGWC-10**					
EPA 6020B	Lithium	0.000801J	mg/L	0.00200	02/13/26 16:30	J
SM 2320B-2021	Alkalinity,Bicarbonate (CaCO3)	202	mg/L	5.0	02/12/26 09:02	
SM 2320B-2021	Alkalinity, Total as CaCO3	202	mg/L	5.0	02/12/26 09:02	
SM 2540C-2020	Total Dissolved Solids	421	mg/L	25.0	02/10/26 07:25	
EPA 300.0 Rev 2.1 1993	Chloride	29.2	mg/L	1.0	02/10/26 09:19	
EPA 300.0 Rev 2.1 1993	Fluoride	0.068J	mg/L	0.10	02/10/26 09:19	
EPA 300.0 Rev 2.1 1993	Sulfate	103	mg/L	2.0	02/10/26 19:07	
EPA 6020B	Arsenic	0.0041	mg/L	0.0020	02/27/26 14:40	
EPA 6020B	Barium	0.042	mg/L	0.0050	02/27/26 14:40	
EPA 6020B	Boron	0.60	mg/L	0.20	02/27/26 14:49	
EPA 6020B	Calcium	70.7	mg/L	2.0	02/27/26 14:49	2g
EPA 6020B	Chromium	0.00028J	mg/L	0.0050	02/27/26 14:40	
EPA 6020B	Cobalt	0.00061J	mg/L	0.0050	02/27/26 14:40	
EPA 6020B	Iron	0.32	mg/L	0.040	02/27/26 14:40	
EPA 6020B	Magnesium	32.5	mg/L	0.25	02/27/26 14:49	
EPA 6020B	Manganese	0.025	mg/L	0.0050	02/27/26 14:40	
EPA 6020B	Molybdenum	0.0023J	mg/L	0.010	02/27/26 14:40	
EPA 6020B	Potassium	2.4	mg/L	0.40	02/27/26 14:40	
EPA 6020B	Sodium	17.8	mg/L	0.40	02/27/26 14:40	
92841933011	**BOW-BGWC-12**					
EPA 6020B	Lithium	0.00181J	mg/L	0.00200	02/13/26 16:33	J
SM 2320B-2021	Alkalinity,Bicarbonate (CaCO3)	338	mg/L	5.0	02/12/26 00:18	
SM 2320B-2021	Alkalinity, Total as CaCO3	338	mg/L	5.0	02/12/26 00:18	
SM 2540C-2020	Total Dissolved Solids	1220	mg/L	50.0	02/10/26 07:24	
EPA 300.0 Rev 2.1 1993	Chloride	13.4	mg/L	1.0	02/10/26 09:34	
EPA 300.0 Rev 2.1 1993	Fluoride	0.083J	mg/L	0.10	02/10/26 09:34	
EPA 300.0 Rev 2.1 1993	Sulfate	520	mg/L	11.0	02/10/26 19:21	
EPA 6020B	Arsenic	0.00078J	mg/L	0.0020	02/27/26 15:17	
EPA 6020B	Barium	0.054	mg/L	0.0050	02/27/26 15:17	
EPA 6020B	Boron	2.3	mg/L	0.40	02/27/26 15:26	
EPA 6020B	Calcium	230	mg/L	4.0	03/02/26 14:41	
EPA 6020B	Chromium	0.00043J	mg/L	0.0050	02/27/26 15:17	
EPA 6020B	Cobalt	0.00034J	mg/L	0.0050	02/27/26 15:17	
EPA 6020B	Iron	0.25	mg/L	0.040	02/27/26 15:17	
EPA 6020B	Magnesium	76.9	mg/L	0.50	02/27/26 15:26	
EPA 6020B	Potassium	3.7	mg/L	0.40	03/02/26 14:38	
EPA 6020B	Selenium	0.0010J	mg/L	0.0050	02/27/26 15:17	
EPA 6020B	Sodium	50.6	mg/L	4.0	02/27/26 15:26	
92841933012	**BOW-BGWC-14A**					
EPA 6020B	Lithium	0.00166J	mg/L	0.00200	02/13/26 16:36	J
SM 2320B-2021	Alkalinity,Bicarbonate (CaCO3)	208	mg/L	5.0	02/12/26 09:10	
SM 2320B-2021	Alkalinity, Total as CaCO3	208	mg/L	5.0	02/12/26 09:10	
SM 2540C-2020	Total Dissolved Solids	1110	mg/L	50.0	02/10/26 07:25	
EPA 300.0 Rev 2.1 1993	Chloride	20.2	mg/L	1.0	02/10/26 10:34	
EPA 300.0 Rev 2.1 1993	Fluoride	0.070J	mg/L	0.10	02/10/26 10:34	
EPA 300.0 Rev 2.1 1993	Sulfate	542	mg/L	12.0	02/10/26 19:36	

This report shall not be reproduced, except in full,
without the written consent of Pace Analytical Services, LLC.

Pace Analytical Services, LLC
9800 Kincey Ave. Suite 100
Huntersville, NC 28078
(704)875-9092

SUMMARY OF DETECTION

Project: Plant Bowen AP-1st SA
Pace Project No.: 92841933

Lab Sample ID Method	Client Sample ID Parameters	Result	Units	Report Limit	Analyzed	Qualifiers
92841933012	**BOW-BGWC-14A**					
EPA 6020B	Arsenic	0.00070J	mg/L	0.0020	02/27/26 15:35	
EPA 6020B	Barium	0.034	mg/L	0.0050	02/27/26 15:35	
EPA 6020B	Boron	1.9	mg/L	0.40	02/27/26 15:44	
EPA 6020B	Cadmium	0.00084	mg/L	0.00050	02/27/26 15:35	
EPA 6020B	Calcium	229	mg/L	4.0	03/02/26 14:47	
EPA 6020B	Cobalt	0.0012J	mg/L	0.0050	02/27/26 15:35	
EPA 6020B	Iron	0.26	mg/L	0.040	02/27/26 15:35	
EPA 6020B	Magnesium	56.1	mg/L	0.50	02/27/26 15:44	
EPA 6020B	Manganese	1.7	mg/L	0.050	02/27/26 15:44	
EPA 6020B	Potassium	6.3	mg/L	0.40	03/02/26 14:44	
EPA 6020B	Selenium	0.00064J	mg/L	0.0050	02/27/26 15:35	
EPA 6020B	Sodium	32.0	mg/L	4.0	02/27/26 15:44	
EPA 6020B	Thallium	0.00068	mg/L	0.00050	03/02/26 14:44	
92841933013	**BOW-BGWC-16**					
SM 2320B-2021	Alkalinity,Bicarbonate (CaCO3)	108	mg/L	5.0	02/12/26 09:26	
SM 2320B-2021	Alkalinity, Total as CaCO3	108	mg/L	5.0	02/12/26 09:26	
SM 2540C-2020	Total Dissolved Solids	916	mg/L	50.0	02/10/26 07:26	
EPA 300.0 Rev 2.1 1993	Chloride	10.1	mg/L	1.0	02/10/26 10:48	
EPA 300.0 Rev 2.1 1993	Fluoride	0.092J	mg/L	0.10	02/10/26 10:48	
EPA 300.0 Rev 2.1 1993	Sulfate	470	mg/L	10.0	02/10/26 19:50	
EPA 6020B	Arsenic	0.00077J	mg/L	0.0020	02/27/26 15:54	
EPA 6020B	Barium	0.022	mg/L	0.0050	02/27/26 15:54	
EPA 6020B	Beryllium	0.00036J	mg/L	0.00040	02/27/26 15:54	
EPA 6020B	Boron	2.6	mg/L	1.0	02/27/26 16:03	
EPA 6020B	Cadmium	0.0029	mg/L	0.00050	02/27/26 15:54	
EPA 6020B	Calcium	199	mg/L	10.0	03/02/26 14:54	
EPA 6020B	Chromium	0.00032J	mg/L	0.0050	02/27/26 15:54	
EPA 6020B	Cobalt	0.011	mg/L	0.0050	02/27/26 15:54	
EPA 6020B	Iron	0.22	mg/L	0.040	02/27/26 15:54	
EPA 6020B	Lead	0.00029J	mg/L	0.0010	02/27/26 15:54	
EPA 6020B	Magnesium	26.5	mg/L	1.2	02/27/26 16:03	
EPA 6020B	Manganese	4.8	mg/L	0.12	02/27/26 16:03	
EPA 6020B	Potassium	6.0	mg/L	0.40	03/02/26 14:51	
EPA 6020B	Selenium	0.0022J	mg/L	0.0050	02/27/26 15:54	
EPA 6020B	Sodium	39.4	mg/L	10.0	02/27/26 16:03	
EPA 6020B	Thallium	0.00023J	mg/L	0.00050	02/27/26 15:54	CU
92841933014	**BOW-BGWC-17**					
SM 2320B-2021	Alkalinity,Bicarbonate (CaCO3)	166	mg/L	5.0	02/12/26 09:33	
SM 2320B-2021	Alkalinity, Total as CaCO3	166	mg/L	5.0	02/12/26 09:33	
SM 2540C-2020	Total Dissolved Solids	441	mg/L	25.0	02/10/26 15:49	
EPA 300.0 Rev 2.1 1993	Chloride	30.7	mg/L	1.0	02/10/26 11:03	
EPA 300.0 Rev 2.1 1993	Fluoride	0.13	mg/L	0.10	02/10/26 11:03	
EPA 300.0 Rev 2.1 1993	Sulfate	128	mg/L	3.0	02/10/26 20:05	
EPA 6020B	Barium	0.015	mg/L	0.0050	02/27/26 16:12	
EPA 6020B	Boron	1.2	mg/L	0.40	02/27/26 16:21	
EPA 6020B	Cadmium	0.00026J	mg/L	0.00050	02/27/26 16:12	

This report shall not be reproduced, except in full,
without the written consent of Pace Analytical Services, LLC.

Pace Analytical Services, LLC
9800 Kincey Ave. Suite 100
Huntersville, NC 28078
(704)875-9092

SUMMARY OF DETECTION

Project: Plant Bowen AP-1st SA
Pace Project No.: 92841933

Lab Sample ID Method	Client Sample ID Parameters	Result	Units	Report Limit	Analyzed	Qualifiers
92841933014	**BOW-BGWC-17**					
EPA 6020B	Calcium	91.0	mg/L	4.0	03/02/26 15:00	
EPA 6020B	Chromium	0.00031J	mg/L	0.0050	02/27/26 16:12	
EPA 6020B	Iron	0.092	mg/L	0.040	02/27/26 16:12	
EPA 6020B	Magnesium	29.6	mg/L	0.050	02/27/26 16:12	
EPA 6020B	Manganese	0.25	mg/L	0.0050	02/27/26 16:12	
EPA 6020B	Potassium	2.6	mg/L	0.40	03/02/26 14:57	
EPA 6020B	Sodium	10.1	mg/L	0.40	02/27/26 16:12	
EPA 7470A	Mercury	0.00017J	mg/L	0.00020	02/17/26 20:31	
92841933015	**BOW-BGWC-18**					
SM 2320B-2021	Alkalinity,Bicarbonate (CaCO3)	155	mg/L	5.0	02/12/26 09:40	
SM 2320B-2021	Alkalinity, Total as CaCO3	155	mg/L	5.0	02/12/26 09:40	
SM 2540C-2020	Total Dissolved Solids	240	mg/L	25.0	02/10/26 15:49	
EPA 300.0 Rev 2.1 1993	Chloride	3.4	mg/L	1.0	02/10/26 11:18	
EPA 300.0 Rev 2.1 1993	Fluoride	0.057J	mg/L	0.10	02/10/26 11:18	
EPA 300.0 Rev 2.1 1993	Sulfate	56.5	mg/L	1.0	02/10/26 11:18	
EPA 6020B	Barium	0.032	mg/L	0.0050	02/27/26 16:31	
EPA 6020B	Boron	0.53	mg/L	0.20	02/27/26 16:40	
EPA 6020B	Calcium	53.7	mg/L	2.0	03/02/26 15:06	
EPA 6020B	Chromium	0.00038J	mg/L	0.0050	02/27/26 16:31	
EPA 6020B	Iron	0.056	mg/L	0.040	02/27/26 16:31	
EPA 6020B	Magnesium	20.8	mg/L	0.050	02/27/26 16:31	
EPA 6020B	Potassium	1.4	mg/L	0.40	03/02/26 15:03	
EPA 6020B	Selenium	0.0016J	mg/L	0.0050	02/27/26 16:31	
EPA 6020B	Sodium	2.2	mg/L	0.40	02/27/26 16:31	
92841933016	**BOW-BGWC-19**					
SM 2320B-2021	Alkalinity,Bicarbonate (CaCO3)	180	mg/L	5.0	02/14/26 15:06	
SM 2320B-2021	Alkalinity, Total as CaCO3	180	mg/L	5.0	02/14/26 15:06	
SM 2540C-2020	Total Dissolved Solids	294	mg/L	25.0	02/10/26 15:58	
EPA 300.0 Rev 2.1 1993	Chloride	4.0	mg/L	1.0	02/10/26 11:33	
EPA 300.0 Rev 2.1 1993	Fluoride	0.065J	mg/L	0.10	02/10/26 11:33	
EPA 300.0 Rev 2.1 1993	Sulfate	67.3	mg/L	1.0	02/10/26 11:33	
EPA 6020B	Barium	0.033	mg/L	0.0050	02/27/26 17:08	
EPA 6020B	Boron	0.33	mg/L	0.20	02/27/26 17:17	
EPA 6020B	Calcium	65.0	mg/L	2.0	03/02/26 15:19	
EPA 6020B	Chromium	0.00035J	mg/L	0.0050	02/27/26 17:08	
EPA 6020B	Iron	0.11	mg/L	0.040	02/27/26 17:08	
EPA 6020B	Magnesium	24.6	mg/L	0.050	02/27/26 17:08	
EPA 6020B	Manganese	0.0069	mg/L	0.0050	02/27/26 17:08	
EPA 6020B	Potassium	2.9	mg/L	0.40	03/02/26 15:15	
EPA 6020B	Selenium	0.00082J	mg/L	0.0050	02/27/26 17:08	
EPA 6020B	Sodium	2.2	mg/L	0.40	02/27/26 17:08	
92841933017	**BOW-BGWC-20**					
EPA 6020B	Lithium	0.0951	mg/L	0.00200	02/13/26 16:52	
SM 2320B-2021	Alkalinity,Bicarbonate (CaCO3)	94.0	mg/L	5.0	02/14/26 15:18	
SM 2320B-2021	Alkalinity, Total as CaCO3	94.0	mg/L	5.0	02/14/26 15:18	
SM 2540C-2020	Total Dissolved Solids	1360	mg/L	125	02/10/26 15:58	

This report shall not be reproduced, except in full,
without the written consent of Pace Analytical Services, LLC.

Pace Analytical Services, LLC
9800 Kincey Ave. Suite 100
Huntersville, NC 28078
(704)875-9092

SUMMARY OF DETECTION

Project: Plant Bowen AP-1st SA
Pace Project No.: 92841933

Lab Sample ID Method	Client Sample ID Parameters	Result	Units	Report Limit	Analyzed	Qualifiers
92841933017	**BOW-BGWC-20**					
EPA 300.0 Rev 2.1 1993	Chloride	135	mg/L	14.0	02/10/26 20:20	
EPA 300.0 Rev 2.1 1993	Fluoride	0.063J	mg/L	0.10	02/10/26 11:48	
EPA 300.0 Rev 2.1 1993	Sulfate	638	mg/L	14.0	02/10/26 20:20	
EPA 6020B	Arsenic	0.0011J	mg/L	0.0020	02/27/26 17:26	
EPA 6020B	Barium	0.036	mg/L	0.0050	02/27/26 17:26	
EPA 6020B	Boron	5.4	mg/L	2.0	03/04/26 17:38	
EPA 6020B	Calcium	348	mg/L	20.0	03/02/26 15:25	
EPA 6020B	Cobalt	0.00050J	mg/L	0.0050	02/27/26 17:26	
EPA 6020B	Iron	0.47	mg/L	0.040	02/27/26 17:26	
EPA 6020B	Magnesium	46.9	mg/L	0.25	02/27/26 17:36	
EPA 6020B	Manganese	0.96	mg/L	0.025	02/27/26 17:36	
EPA 6020B	Molybdenum	0.070	mg/L	0.010	02/27/26 17:26	
EPA 6020B	Potassium	9.9	mg/L	0.40	03/02/26 15:22	
EPA 6020B	Selenium	0.0016J	mg/L	0.0050	02/27/26 17:26	
EPA 6020B	Sodium	34.6	mg/L	2.0	02/27/26 17:36	
EPA 6020B	Thallium	0.00030J	mg/L	0.00050	02/27/26 17:26	
92841933018	**BOW-BGWC-21**					
SM 2320B-2021	Alkalinity,Bicarbonate (CaCO3)	172	mg/L	5.0	02/12/26 09:48	
SM 2320B-2021	Alkalinity, Total as CaCO3	172	mg/L	5.0	02/12/26 09:48	
SM 2540C-2020	Total Dissolved Solids	262	mg/L	25.0	02/10/26 15:49	
EPA 300.0 Rev 2.1 1993	Chloride	4.7	mg/L	1.0	02/10/26 12:02	
EPA 300.0 Rev 2.1 1993	Sulfate	52.2	mg/L	1.0	02/10/26 12:02	
EPA 6020B	Barium	0.019	mg/L	0.0050	02/27/26 17:45	
EPA 6020B	Boron	0.025J	mg/L	0.040	02/27/26 17:45	
EPA 6020B	Calcium	47.5	mg/L	2.0	03/02/26 15:31	
EPA 6020B	Chromium	0.00095J	mg/L	0.0050	02/27/26 17:45	
EPA 6020B	Cobalt	0.0094	mg/L	0.0050	02/27/26 17:45	
EPA 6020B	Iron	0.069	mg/L	0.040	02/27/26 17:45	
EPA 6020B	Magnesium	25.4	mg/L	0.050	02/27/26 17:45	
EPA 6020B	Manganese	0.017	mg/L	0.0050	02/27/26 17:45	
EPA 6020B	Molybdenum	0.0051J	mg/L	0.010	02/27/26 17:45	
EPA 6020B	Potassium	1.6	mg/L	0.40	03/02/26 15:28	
EPA 6020B	Sodium	2.2	mg/L	0.40	02/27/26 17:45	
92841933019	**BOW-BGWC-25**					
SM 2320B-2021	Alkalinity,Bicarbonate (CaCO3)	197	mg/L	5.0	02/12/26 09:56	
SM 2320B-2021	Alkalinity, Total as CaCO3	197	mg/L	5.0	02/12/26 09:56	
SM 2540C-2020	Total Dissolved Solids	286	mg/L	25.0	02/10/26 15:50	
SM 4500-S2D-2021	Sulfide	0.029J	mg/L	0.10	02/11/26 04:30	
EPA 300.0 Rev 2.1 1993	Chloride	25.7	mg/L	1.0	02/10/26 12:17	
EPA 300.0 Rev 2.1 1993	Sulfate	44.9	mg/L	1.0	02/10/26 12:17	
EPA 6020B	Arsenic	0.0013J	mg/L	0.0020	02/27/26 18:03	
EPA 6020B	Barium	0.014	mg/L	0.0050	02/27/26 18:03	
EPA 6020B	Boron	0.16	mg/L	0.040	02/27/26 18:03	
EPA 6020B	Calcium	68.1	mg/L	2.0	03/02/26 15:37	
EPA 6020B	Chromium	0.00025J	mg/L	0.0050	02/27/26 18:03	
EPA 6020B	Cobalt	0.00025J	mg/L	0.0050	02/27/26 18:03	

This report shall not be reproduced, except in full,
without the written consent of Pace Analytical Services, LLC.

Pace Analytical Services, LLC
9800 Kincey Ave. Suite 100
Huntersville, NC 28078
(704)875-9092

SUMMARY OF DETECTION

Project: Plant Bowen AP-1st SA
Pace Project No.: 92841933

Lab Sample ID Method	Client Sample ID Parameters	Result	Units	Report Limit	Analyzed	Qualifiers
92841933019	**BOW-BGWC-25**					
EPA 6020B	Iron	0.46	mg/L	0.040	02/27/26 18:03	
EPA 6020B	Magnesium	26.5	mg/L	0.050	02/27/26 18:03	
EPA 6020B	Manganese	0.24	mg/L	0.0050	02/27/26 18:03	
EPA 6020B	Potassium	0.90	mg/L	0.40	03/02/26 15:34	
EPA 6020B	Sodium	2.7	mg/L	0.40	02/27/26 18:03	
92841933020	**BOW-BGWC-31**					
SM 2320B-2021	Alkalinity,Bicarbonate (CaCO3)	201	mg/L	5.0	02/14/26 15:48	
SM 2320B-2021	Alkalinity, Total as CaCO3	201	mg/L	5.0	02/14/26 15:48	
SM 2540C-2020	Total Dissolved Solids	443	mg/L	25.0	02/11/26 12:50	
SM 4500-S2D-2021	Sulfide	0.029J	mg/L	0.10	02/11/26 04:36	
EPA 300.0 Rev 2.1 1993	Chloride	26.8	mg/L	1.0	02/10/26 13:46	
EPA 300.0 Rev 2.1 1993	Sulfate	121	mg/L	3.0	02/10/26 20:34	
EPA 6020B	Arsenic	0.0034	mg/L	0.0020	02/27/26 18:22	
EPA 6020B	Barium	0.041	mg/L	0.0050	02/27/26 18:22	
EPA 6020B	Boron	0.71	mg/L	0.20	02/27/26 18:31	
EPA 6020B	Calcium	85.3	mg/L	2.0	03/02/26 16:07	
EPA 6020B	Cobalt	0.00017J	mg/L	0.0050	02/27/26 18:22	
EPA 6020B	Iron	1.7	mg/L	0.040	02/27/26 18:22	
EPA 6020B	Magnesium	34.8	mg/L	0.25	02/27/26 18:31	
EPA 6020B	Manganese	0.18	mg/L	0.0050	02/27/26 18:22	
EPA 6020B	Potassium	1.6	mg/L	0.40	03/02/26 15:40	
EPA 6020B	Sodium	7.8	mg/L	0.40	02/27/26 18:22	
92841933021	**BOW-BGWC-34D**					
SM 2320B-2021	Alkalinity,Bicarbonate (CaCO3)	227	mg/L	5.0	02/12/26 10:03	
SM 2320B-2021	Alkalinity, Total as CaCO3	227	mg/L	5.0	02/12/26 10:03	
SM 2540C-2020	Total Dissolved Solids	580	mg/L	50.0	02/10/26 15:50	
EPA 300.0 Rev 2.1 1993	Chloride	52.3	mg/L	1.0	02/10/26 14:01	
EPA 300.0 Rev 2.1 1993	Sulfate	178	mg/L	4.0	02/10/26 21:18	
EPA 6020B	Arsenic	0.016	mg/L	0.0020	02/27/26 18:59	
EPA 6020B	Barium	0.057	mg/L	0.0050	02/27/26 18:59	
EPA 6020B	Boron	0.48	mg/L	0.20	03/04/26 17:47	
EPA 6020B	Calcium	145	mg/L	2.0	03/02/26 16:10	
EPA 6020B	Chromium	0.00050J	mg/L	0.0050	02/27/26 18:59	
EPA 6020B	Cobalt	0.0018J	mg/L	0.0050	02/27/26 18:59	
EPA 6020B	Iron	1.2	mg/L	0.040	02/27/26 18:59	
EPA 6020B	Magnesium	39.7	mg/L	0.25	03/02/26 16:10	
EPA 6020B	Manganese	0.022	mg/L	0.0050	02/27/26 18:59	
EPA 6020B	Potassium	1.9	mg/L	0.40	02/27/26 18:59	
EPA 6020B	Sodium	7.2	mg/L	0.40	02/27/26 18:59	
92841933022	**BOW-BGWC-36D**					
EPA 6020B	Lithium	0.00141J	mg/L	0.00200	02/13/26 17:14	J
SM 2320B-2021	Alkalinity,Bicarbonate (CaCO3)	139	mg/L	5.0	02/14/26 16:00	
SM 2320B-2021	Alkalinity, Total as CaCO3	139	mg/L	5.0	02/14/26 16:00	
SM 2540C-2020	Total Dissolved Solids	708	mg/L	50.0	02/11/26 12:50	
EPA 300.0 Rev 2.1 1993	Chloride	220	mg/L	5.0	02/10/26 21:33	
EPA 300.0 Rev 2.1 1993	Fluoride	0.11	mg/L	0.10	02/10/26 14:16	

This report shall not be reproduced, except in full,
without the written consent of Pace Analytical Services, LLC.

Pace Analytical Services, LLC
9800 Kincey Ave. Suite 100
Huntersville, NC 28078
(704)875-9092

SUMMARY OF DETECTION

Project: Plant Bowen AP-1st SA
Pace Project No.: 92841933

Lab Sample ID Method	Client Sample ID Parameters	Result	Units	Report Limit	Analyzed	Qualifiers
92841933022	**BOW-BGWC-36D**					
EPA 300.0 Rev 2.1 1993	Sulfate	112	mg/L	5.0	02/10/26 21:33	
EPA 6020B	Arsenic	0.00066J	mg/L	0.0020	02/27/26 19:08	
EPA 6020B	Barium	0.059	mg/L	0.0050	02/27/26 19:08	
EPA 6020B	Boron	4.0	mg/L	1.0	03/04/26 17:56	
EPA 6020B	Calcium	163	mg/L	10.0	03/02/26 16:13	
EPA 6020B	Chromium	0.00066J	mg/L	0.0050	02/27/26 19:08	
EPA 6020B	Iron	0.18	mg/L	0.040	02/27/26 19:08	
EPA 6020B	Magnesium	52.8	mg/L	1.2	03/02/26 16:13	
EPA 6020B	Manganese	0.016	mg/L	0.0050	02/27/26 19:08	
EPA 6020B	Molybdenum	0.0093J	mg/L	0.010	02/27/26 19:08	
EPA 6020B	Potassium	3.3	mg/L	0.40	02/27/26 19:08	
EPA 6020B	Selenium	0.015	mg/L	0.0050	02/27/26 19:08	
EPA 6020B	Sodium	11.1	mg/L	0.40	02/27/26 19:08	
EPA 6020B	Thallium	0.00019J	mg/L	0.00050	02/27/26 19:08	
92841933023	**BOW-BGWC-40**					
SM 2320B-2021	Alkalinity,Bicarbonate (CaCO3)	224	mg/L	5.0	02/14/26 16:10	
SM 2320B-2021	Alkalinity, Total as CaCO3	224	mg/L	5.0	02/14/26 16:10	
SM 2540C-2020	Total Dissolved Solids	463	mg/L	25.0	02/11/26 12:51	
EPA 300.0 Rev 2.1 1993	Chloride	57.8	mg/L	1.0	02/10/26 14:31	
EPA 300.0 Rev 2.1 1993	Fluoride	0.058J	mg/L	0.10	02/10/26 14:31	
EPA 300.0 Rev 2.1 1993	Sulfate	92.3	mg/L	2.0	02/10/26 21:48	
EPA 6020B	Arsenic	0.00051J	mg/L	0.0020	02/27/26 19:17	
EPA 6020B	Barium	0.034	mg/L	0.0050	02/27/26 19:17	
EPA 6020B	Boron	1.7	mg/L	1.0	03/04/26 18:24	
EPA 6020B	Calcium	113	mg/L	10.0	03/02/26 16:16	
EPA 6020B	Chromium	0.00070J	mg/L	0.0050	02/27/26 19:17	
EPA 6020B	Cobalt	0.00040J	mg/L	0.0050	02/27/26 19:17	
EPA 6020B	Iron	0.19	mg/L	0.040	02/27/26 19:17	
EPA 6020B	Magnesium	36.0	mg/L	1.2	03/02/26 16:16	
EPA 6020B	Manganese	0.0020J	mg/L	0.0050	02/27/26 19:17	
EPA 6020B	Potassium	1.7	mg/L	0.40	02/27/26 19:17	
EPA 6020B	Selenium	0.0076	mg/L	0.0050	02/27/26 19:17	
EPA 6020B	Sodium	6.3	mg/L	0.40	02/27/26 19:17	
92841933024	**BOW-BGWC-50D**					
EPA 6020B	Lithium	0.00173J	mg/L	0.00200	02/13/26 15:02	J
SM 2320B-2021	Alkalinity,Bicarbonate (CaCO3)	293	mg/L	5.0	02/12/26 00:26	
SM 2320B-2021	Alkalinity, Total as CaCO3	293	mg/L	5.0	02/12/26 00:26	
SM 2540C-2020	Total Dissolved Solids	493	mg/L	25.0	02/10/26 07:25	
SM 4500-S2D-2021	Sulfide	0.029J	mg/L	0.10	02/10/26 21:49	
EPA 300.0 Rev 2.1 1993	Chloride	12.8	mg/L	1.0	02/10/26 14:46	
EPA 300.0 Rev 2.1 1993	Fluoride	0.096J	mg/L	0.10	02/10/26 14:46	
EPA 300.0 Rev 2.1 1993	Sulfate	145	mg/L	3.0	02/10/26 22:02	
EPA 6020B	Arsenic	0.0028	mg/L	0.0020	02/25/26 00:02	
EPA 6020B	Barium	0.033	mg/L	0.0050	02/25/26 00:02	
EPA 6020B	Boron	0.038J	mg/L	0.040	02/25/26 00:02	
EPA 6020B	Calcium	69.0	mg/L	2.0	02/25/26 00:11	

This report shall not be reproduced, except in full,
without the written consent of Pace Analytical Services, LLC.

Pace Analytical Services, LLC
9800 Kincey Ave. Suite 100
Huntersville, NC 28078
(704)875-9092

SUMMARY OF DETECTION

Project: Plant Bowen AP-1st SA
Pace Project No.: 92841933

Lab Sample ID Method	Client Sample ID Parameters	Result	Units	Report Limit	Analyzed	Qualifiers
92841933024	**BOW-BGWC-50D**					
EPA 6020B	Chromium	0.00027J	mg/L	0.0050	02/25/26 00:02	
EPA 6020B	Cobalt	0.00078J	mg/L	0.0050	02/25/26 00:02	
EPA 6020B	Iron	0.78	mg/L	0.040	02/25/26 00:02	
EPA 6020B	Magnesium	31.8	mg/L	0.25	02/25/26 00:11	
EPA 6020B	Manganese	0.040	mg/L	0.0050	02/25/26 00:02	
EPA 6020B	Molybdenum	0.0030J	mg/L	0.010	02/25/26 00:02	
EPA 6020B	Potassium	1.1	mg/L	0.40	02/25/26 00:02	
EPA 6020B	Sodium	67.7	mg/L	2.0	02/25/26 00:11	
92841933025	**BOW-BGWC-51**					
SM 2320B-2021	Alkalinity,Bicarbonate (CaCO3)	145	mg/L	5.0	02/14/26 16:18	
SM 2320B-2021	Alkalinity, Total as CaCO3	145	mg/L	5.0	02/14/26 16:18	
SM 2540C-2020	Total Dissolved Solids	294	mg/L	25.0	02/11/26 12:52	
EPA 300.0 Rev 2.1 1993	Chloride	32.3	mg/L	1.0	02/10/26 15:00	
EPA 300.0 Rev 2.1 1993	Fluoride	0.16	mg/L	0.10	02/10/26 15:00	
EPA 300.0 Rev 2.1 1993	Sulfate	66.0	mg/L	1.0	02/10/26 15:00	
EPA 6020B	Barium	0.0054	mg/L	0.0050	02/25/26 00:20	
EPA 6020B	Boron	1.0	mg/L	0.20	02/25/26 00:30	
EPA 6020B	Calcium	70.6	mg/L	2.0	02/25/26 00:30	
EPA 6020B	Chromium	0.00051J	mg/L	0.0050	02/25/26 00:20	
EPA 6020B	Iron	0.070	mg/L	0.040	02/25/26 00:20	
EPA 6020B	Magnesium	16.4	mg/L	0.050	02/25/26 00:20	
EPA 6020B	Potassium	2.4	mg/L	0.40	02/25/26 00:20	
EPA 6020B	Selenium	0.0052	mg/L	0.0050	02/25/26 00:20	
EPA 6020B	Sodium	6.7	mg/L	0.40	02/25/26 00:20	
92841933026	**BOW-BGWC-52**					
EPA 6020B	Lithium	0.00667	mg/L	0.00200	02/13/26 15:08	
SM 2320B-2021	Alkalinity,Bicarbonate (CaCO3)	84.6	mg/L	5.0	02/14/26 16:27	
SM 2320B-2021	Alkalinity, Total as CaCO3	84.6	mg/L	5.0	02/14/26 16:27	
SM 2540C-2020	Total Dissolved Solids	314	mg/L	25.0	02/11/26 12:52	
EPA 300.0 Rev 2.1 1993	Chloride	31.9	mg/L	1.0	02/10/26 15:15	
EPA 300.0 Rev 2.1 1993	Fluoride	0.14	mg/L	0.10	02/10/26 15:15	
EPA 300.0 Rev 2.1 1993	Sulfate	99.3	mg/L	2.0	02/10/26 22:17	
EPA 6020B	Arsenic	0.00044J	mg/L	0.0020	02/25/26 00:39	
EPA 6020B	Barium	0.024	mg/L	0.0050	02/25/26 00:39	
EPA 6020B	Boron	0.55	mg/L	0.20	02/25/26 00:48	
EPA 6020B	Calcium	66.3	mg/L	2.0	02/25/26 00:48	
EPA 6020B	Chromium	0.00044J	mg/L	0.0050	02/25/26 00:39	
EPA 6020B	Cobalt	0.0015J	mg/L	0.0050	02/25/26 00:39	
EPA 6020B	Iron	0.071	mg/L	0.040	02/25/26 00:39	
EPA 6020B	Magnesium	9.7	mg/L	0.050	02/25/26 00:39	
EPA 6020B	Manganese	0.0032J	mg/L	0.0050	02/25/26 00:39	B
EPA 6020B	Molybdenum	0.0089J	mg/L	0.010	02/25/26 00:39	
EPA 6020B	Potassium	3.3	mg/L	0.40	02/25/26 00:39	
EPA 6020B	Selenium	0.0041J	mg/L	0.0050	02/25/26 00:39	
EPA 6020B	Sodium	18.1	mg/L	0.40	02/25/26 00:39	

This report shall not be reproduced, except in full,
without the written consent of Pace Analytical Services, LLC.

Pace Analytical Services, LLC
9800 Kincey Ave. Suite 100
Huntersville, NC 28078
(704)875-9092

SUMMARY OF DETECTION

Project: Plant Bowen AP-1st SA
Pace Project No.: 92841933

Lab Sample ID Method	Client Sample ID Parameters	Result	Units	Report Limit	Analyzed	Qualifiers
92841933027	**BOW-BGWC-53D**					
EPA 6020B	Lithium	0.00108J	mg/L	0.00200	02/13/26 15:11	J
SM 2320B-2021	Alkalinity,Bicarbonate (CaCO3)	137	mg/L	5.0	02/12/26 10:11	
SM 2320B-2021	Alkalinity, Total as CaCO3	137	mg/L	5.0	02/12/26 10:11	
SM 2540C-2020	Total Dissolved Solids	936	mg/L	50.0	02/10/26 15:50	
EPA 300.0 Rev 2.1 1993	Chloride	39.7	mg/L	1.0	02/10/26 15:30	
EPA 300.0 Rev 2.1 1993	Fluoride	0.084J	mg/L	0.10	02/10/26 15:30	
EPA 300.0 Rev 2.1 1993	Sulfate	445	mg/L	10.0	02/10/26 22:32	
EPA 6020B	Arsenic	0.0026	mg/L	0.0020	02/25/26 00:57	
EPA 6020B	Barium	0.052	mg/L	0.0050	02/25/26 00:57	
EPA 6020B	Boron	3.2	mg/L	1.0	02/25/26 01:34	
EPA 6020B	Calcium	180	mg/L	10.0	02/25/26 01:34	
EPA 6020B	Cobalt	0.00045J	mg/L	0.0050	02/25/26 00:57	
EPA 6020B	Iron	1.2	mg/L	0.040	02/25/26 00:57	
EPA 6020B	Magnesium	42.5	mg/L	0.25	02/25/26 01:07	
EPA 6020B	Manganese	0.31	mg/L	0.025	02/25/26 01:07	
EPA 6020B	Molybdenum	0.0038J	mg/L	0.010	02/25/26 00:57	
EPA 6020B	Potassium	4.6	mg/L	0.40	02/25/26 00:57	
EPA 6020B	Selenium	0.00071J	mg/L	0.0050	02/25/26 00:57	
EPA 6020B	Sodium	61.7	mg/L	2.0	02/25/26 01:07	
92841933028	**BOW-PZ-7**					
EPA 6020B	Lithium	0.000974J	mg/L	0.00200	02/13/26 15:28	J
SM 2320B-2021	Alkalinity,Bicarbonate (CaCO3)	189	mg/L	5.0	02/14/26 11:23	
SM 2320B-2021	Alkalinity, Total as CaCO3	189	mg/L	5.0	02/14/26 11:23	
SM 2540C-2020	Total Dissolved Solids	548	mg/L	50.0	02/10/26 15:50	
EPA 300.0 Rev 2.1 1993	Chloride	14.2	mg/L	1.0	02/10/26 15:45	
EPA 300.0 Rev 2.1 1993	Sulfate	204	mg/L	5.0	02/10/26 22:46	
EPA 6020B	Arsenic	0.00084J	mg/L	0.0020	02/25/26 01:44	
EPA 6020B	Barium	0.022	mg/L	0.0050	02/25/26 01:44	
EPA 6020B	Boron	1.4	mg/L	0.40	02/25/26 01:53	
EPA 6020B	Cadmium	0.00013J	mg/L	0.00050	02/25/26 01:44	
EPA 6020B	Calcium	124	mg/L	4.0	02/25/26 01:53	
EPA 6020B	Chromium	0.00047J	mg/L	0.0050	02/25/26 01:44	
EPA 6020B	Cobalt	0.00025J	mg/L	0.0050	02/25/26 01:44	
EPA 6020B	Iron	0.27	mg/L	0.040	02/25/26 01:44	
EPA 6020B	Magnesium	26.9	mg/L	0.050	02/25/26 01:44	
EPA 6020B	Manganese	0.018	mg/L	0.0050	02/25/26 01:44	B
EPA 6020B	Potassium	2.7	mg/L	0.40	02/25/26 01:44	
EPA 6020B	Sodium	17.9	mg/L	0.40	02/25/26 01:44	
EPA 6020B	Thallium	0.00023J	mg/L	0.00050	02/25/26 01:44	
EPA 7470A	Mercury	0.00045	mg/L	0.00020	02/18/26 20:07	
92841933029	**BOW-AP1-FD-01**					
EPA 6020B	Lithium	0.000922J	mg/L	0.00200	02/13/26 15:31	J
SM 2540C-2020	Total Dissolved Solids	381	mg/L	25.0	02/10/26 07:25	
EPA 300.0 Rev 2.1 1993	Chloride	4.8	mg/L	1.0	02/10/26 20:44	
EPA 300.0 Rev 2.1 1993	Fluoride	0.068J	mg/L	0.10	02/10/26 20:44	M1
EPA 300.0 Rev 2.1 1993	Sulfate	62.0	mg/L	1.0	02/10/26 20:44	M1

This report shall not be reproduced, except in full,
without the written consent of Pace Analytical Services, LLC.

Pace Analytical Services, LLC
9800 Kincey Ave. Suite 100
Huntersville, NC 28078
(704)875-9092

SUMMARY OF DETECTION

Project: Plant Bowen AP-1st SA
Pace Project No.: 92841933

Lab Sample ID Method	Client Sample ID Parameters	Result	Units	Report Limit	Analyzed	Qualifiers
92841933029	**BOW-AP1-FD-01**					
EPA 6020B	Arsenic	0.00045J	mg/L	0.0020	02/25/26 02:02	
EPA 6020B	Barium	0.054	mg/L	0.0050	02/25/26 02:02	
EPA 6020B	Boron	0.024J	mg/L	0.040	02/25/26 02:02	
EPA 6020B	Calcium	110	mg/L	2.0	02/25/26 02:11	
EPA 6020B	Chromium	0.00040J	mg/L	0.0050	02/25/26 02:02	
EPA 6020B	Selenium	0.0021J	mg/L	0.0050	02/25/26 02:02	
92841933030	**BOW-AP1-FD-02**					
SM 2540C-2020	Total Dissolved Solids	235	mg/L	25.0	02/10/26 07:25	
EPA 300.0 Rev 2.1 1993	Chloride	4.5	mg/L	1.0	02/10/26 21:25	
EPA 300.0 Rev 2.1 1993	Fluoride	0.062J	mg/L	0.10	02/10/26 21:25	
EPA 300.0 Rev 2.1 1993	Sulfate	49.7	mg/L	1.0	02/10/26 21:25	
EPA 6020B	Barium	0.019	mg/L	0.0050	02/25/26 02:21	
EPA 6020B	Boron	0.023J	mg/L	0.040	02/25/26 02:21	
EPA 6020B	Calcium	48.5	mg/L	4.0	02/25/26 02:30	
EPA 6020B	Chromium	0.00048J	mg/L	0.0050	02/25/26 02:21	
EPA 6020B	Cobalt	0.0087	mg/L	0.0050	02/25/26 02:21	
EPA 6020B	Molybdenum	0.0048J	mg/L	0.010	02/25/26 02:21	
92841933032	**BOW-AP1-FB-03**					
EPA 6020B	Chromium	0.00025J	mg/L	0.0050	02/25/26 02:48	
92841933034	**BOW-AP1-EB-03**					
EPA 6020B	Chromium	0.00026J	mg/L	0.0050	02/25/26 03:26	
92841933035	**BOW-AP1-FD-03**					
EPA 6020B	Lithium	0.00656	mg/L	0.00200	02/13/26 15:46	
SM 2540C-2020	Total Dissolved Solids	311	mg/L	25.0	02/11/26 12:52	
EPA 300.0 Rev 2.1 1993	Chloride	31.6	mg/L	1.0	02/10/26 21:39	
EPA 300.0 Rev 2.1 1993	Fluoride	0.17	mg/L	0.10	02/10/26 21:39	
EPA 300.0 Rev 2.1 1993	Sulfate	94.2	mg/L	2.0	02/11/26 02:36	
EPA 6020B	Arsenic	0.00044J	mg/L	0.0020	02/25/26 03:35	
EPA 6020B	Barium	0.024	mg/L	0.0050	02/25/26 03:35	
EPA 6020B	Boron	0.54	mg/L	0.20	02/25/26 03:44	
EPA 6020B	Calcium	65.9	mg/L	2.0	02/25/26 03:44	
EPA 6020B	Chromium	0.00060J	mg/L	0.0050	02/25/26 03:35	
EPA 6020B	Cobalt	0.0015J	mg/L	0.0050	02/25/26 03:35	
EPA 6020B	Molybdenum	0.0085J	mg/L	0.010	02/25/26 03:35	
EPA 6020B	Selenium	0.0040J	mg/L	0.0050	02/25/26 03:35	
92841933036	**BOW-BGWC-30**					
EPA 6020B	Lithium	0.00199J	mg/L	0.00200	02/16/26 17:54	J
SM 2320B-2021	Alkalinity,Bicarbonate (CaCO3)	163	mg/L	5.0	02/20/26 22:22	
SM 2320B-2021	Alkalinity, Total as CaCO3	163	mg/L	5.0	02/20/26 22:22	
SM 2540C-2020	Total Dissolved Solids	393	mg/L	25.0	02/12/26 16:29	
EPA 300.0 Rev 2.1 1993	Chloride	76.8	mg/L	1.0	02/12/26 03:33	M1
EPA 300.0 Rev 2.1 1993	Fluoride	0.089J	mg/L	0.10	02/12/26 03:33	
EPA 300.0 Rev 2.1 1993	Sulfate	36.9	mg/L	1.0	02/12/26 03:33	
EPA 6020B	Barium	0.047	mg/L	0.0050	02/27/26 07:16	

This report shall not be reproduced, except in full,
without the written consent of Pace Analytical Services, LLC.

Pace Analytical Services, LLC
9800 Kincey Ave. Suite 100
Huntersville, NC 28078
(704)875-9092

SUMMARY OF DETECTION

Project: Plant Bowen AP-1st SA
Pace Project No.: 92841933

Lab Sample ID Method	Client Sample ID Parameters	Result	Units	Report Limit	Analyzed	Qualifiers
92841933036	**BOW-BGWC-30**					
EPA 6020B	Boron	1.5	mg/L	0.40	02/27/26 07:26	
EPA 6020B	Calcium	72.6	mg/L	4.0	02/27/26 07:26	2g
EPA 6020B	Chromium	0.00078J	mg/L	0.0050	02/27/26 07:16	
EPA 6020B	Iron	0.096	mg/L	0.040	02/27/26 07:16	
EPA 6020B	Magnesium	25.9	mg/L	0.050	02/27/26 07:16	
EPA 6020B	Manganese	0.029	mg/L	0.0050	02/27/26 07:16	
EPA 6020B	Molybdenum	0.0035J	mg/L	0.010	02/27/26 07:16	
EPA 6020B	Potassium	2.4	mg/L	0.40	02/27/26 07:16	
EPA 6020B	Selenium	0.0041J	mg/L	0.0050	02/27/26 07:16	
EPA 6020B	Sodium	3.4	mg/L	0.40	02/27/26 07:16	
92841933037	**BOW-BGWC-38D**					
EPA 6020B	Lithium	0.00661	mg/L	0.00200	02/16/26 17:58	
SM 2320B-2021	Alkalinity,Bicarbonate (CaCO3)	133	mg/L	5.0	02/20/26 23:23	
SM 2320B-2021	Alkalinity, Total as CaCO3	133	mg/L	5.0	02/20/26 23:23	
SM 2540C-2020	Total Dissolved Solids	1090	mg/L	50.0	02/12/26 16:29	
EPA 300.0 Rev 2.1 1993	Chloride	263	mg/L	6.0	02/12/26 17:41	
EPA 300.0 Rev 2.1 1993	Fluoride	0.59	mg/L	0.10	02/12/26 04:14	
EPA 300.0 Rev 2.1 1993	Sulfate	168	mg/L	6.0	02/12/26 17:41	
EPA 6020B	Antimony	0.0010J	mg/L	0.0020	02/27/26 07:44	
EPA 6020B	Arsenic	0.0011J	mg/L	0.0020	02/27/26 07:44	
EPA 6020B	Barium	0.089	mg/L	0.0050	02/27/26 07:44	
EPA 6020B	Boron	9.1	mg/L	2.0	02/27/26 08:03	
EPA 6020B	Cadmium	0.00012J	mg/L	0.00050	02/27/26 07:44	
EPA 6020B	Calcium	193	mg/L	4.0	02/27/26 07:53	2g
EPA 6020B	Cobalt	0.00076J	mg/L	0.0050	02/27/26 07:44	
EPA 6020B	Iron	0.25	mg/L	0.040	02/27/26 07:44	
EPA 6020B	Magnesium	48.6	mg/L	0.50	02/27/26 07:53	
EPA 6020B	Manganese	0.16	mg/L	0.0050	02/27/26 07:44	
EPA 6020B	Molybdenum	0.093	mg/L	0.010	02/27/26 07:44	
EPA 6020B	Potassium	4.2	mg/L	0.40	02/27/26 07:44	
EPA 6020B	Selenium	0.0092	mg/L	0.0050	02/27/26 07:44	
EPA 6020B	Sodium	15.3	mg/L	0.40	02/27/26 07:44	
EPA 6020B	Thallium	0.00065	mg/L	0.00050	02/27/26 07:44	
92841933038	**BOW-BGWC-49D**					
EPA 6020B	Lithium	0.00726	mg/L	0.00200	02/16/26 18:01	
SM 2320B-2021	Alkalinity,Bicarbonate (CaCO3)	99.0	mg/L	5.0	02/20/26 20:41	
SM 2320B-2021	Alkalinity, Total as CaCO3	99.0	mg/L	5.0	02/20/26 20:41	
SM 2540C-2020	Total Dissolved Solids	1470	mg/L	250	02/12/26 16:29	
EPA 300.0 Rev 2.1 1993	Chloride	417	mg/L	9.0	02/12/26 17:54	
EPA 300.0 Rev 2.1 1993	Fluoride	0.065J	mg/L	0.10	02/12/26 04:28	
EPA 300.0 Rev 2.1 1993	Sulfate	201	mg/L	9.0	02/12/26 17:54	
EPA 6020B	Arsenic	0.0011J	mg/L	0.0020	02/27/26 09:17	
EPA 6020B	Barium	0.074	mg/L	0.0050	02/27/26 09:17	
EPA 6020B	Boron	8.1	mg/L	2.0	02/27/26 08:12	
EPA 6020B	Calcium	216	mg/L	4.0	02/27/26 08:40	2g
EPA 6020B	Chromium	0.00030J	mg/L	0.0050	02/27/26 09:17	

This report shall not be reproduced, except in full,
without the written consent of Pace Analytical Services, LLC.

Pace Analytical Services, LLC
9800 Kincey Ave. Suite 100
Huntersville, NC 28078
(704)875-9092

SUMMARY OF DETECTION

Project: Plant Bowen AP-1st SA
Pace Project No.: 92841933

Lab Sample ID Method	Client Sample ID Parameters	Result	Units	Report Limit	Analyzed	Qualifiers
92841933038	**BOW-BGWC-49D**					
EPA 6020B	Cobalt	0.0012J	mg/L	0.0050	02/27/26 09:17	
EPA 6020B	Iron	0.39	mg/L	0.040	02/27/26 09:17	
EPA 6020B	Magnesium	92.4	mg/L	0.50	02/27/26 08:40	
EPA 6020B	Manganese	0.090	mg/L	0.0050	02/27/26 09:17	
EPA 6020B	Molybdenum	0.0040J	mg/L	0.010	02/27/26 09:17	
EPA 6020B	Potassium	3.1	mg/L	0.40	02/27/26 09:17	
EPA 6020B	Selenium	0.0054	mg/L	0.0050	02/27/26 09:17	
EPA 6020B	Sodium	28.3	mg/L	0.40	02/27/26 09:17	
92841933040	**BOW-AP1-EB-04**					
EPA 6020B	Lithium	0.000711J	mg/L	0.00200	02/16/26 18:08	J
92841933041	**BOW-BGWA-2**					
EPA 6020B	Lithium	0.00224	mg/L	0.00200	02/18/26 17:31	
SM 2320B-2021	Alkalinity,Bicarbonate (CaCO3)	199	mg/L	5.0	02/17/26 21:28	
SM 2320B-2021	Alkalinity, Total as CaCO3	199	mg/L	5.0	02/17/26 21:28	
SM 2540C-2020	Total Dissolved Solids	243	mg/L	25.0	02/13/26 17:39	1g
EPA 300.0 Rev 2.1 1993	Chloride	3.4	mg/L	1.0	02/14/26 23:21	
EPA 300.0 Rev 2.1 1993	Sulfate	17.8	mg/L	1.0	02/14/26 23:21	
EPA 6020B	Antimony	0.00079J	mg/L	0.0020	03/06/26 02:00	
EPA 6020B	Arsenic	0.00058J	mg/L	0.0020	03/06/26 02:00	
EPA 6020B	Barium	0.10	mg/L	0.0050	03/06/26 02:00	
EPA 6020B	Boron	0.018J	mg/L	0.040	03/06/26 02:00	
EPA 6020B	Calcium	50.0	mg/L	2.0	03/06/26 12:48	M1
EPA 6020B	Chromium	0.00055J	mg/L	0.0050	03/06/26 02:00	
EPA 6020B	Iron	0.13	mg/L	0.040	03/06/26 02:00	
EPA 6020B	Magnesium	23.3	mg/L	0.050	03/06/26 02:00	M1
EPA 6020B	Manganese	0.011	mg/L	0.0050	03/06/26 02:00	
EPA 6020B	Potassium	1.7	mg/L	0.40	03/10/26 12:40	
EPA 6020B	Selenium	0.00052J	mg/L	0.0050	03/06/26 02:00	
EPA 6020B	Sodium	2.9	mg/L	0.40	03/06/26 02:00	
92841933042	**BOW-BGWC-23**					
EPA 6020B	Lithium	0.0125	mg/L	0.00200	02/18/26 17:34	
SM 2320B-2021	Alkalinity,Bicarbonate (CaCO3)	240	mg/L	5.0	02/17/26 21:36	
SM 2320B-2021	Alkalinity, Total as CaCO3	240	mg/L	5.0	02/17/26 21:36	
SM 2540C-2020	Total Dissolved Solids	1160	mg/L	125	02/13/26 17:39	1g
SM 4500-S2D-2021	Sulfide	1.2	mg/L	1.0	02/14/26 04:42	H1
EPA 300.0 Rev 2.1 1993	Chloride	250	mg/L	6.0	02/15/26 04:12	
EPA 300.0 Rev 2.1 1993	Sulfate	204	mg/L	6.0	02/15/26 04:12	
EPA 6020B	Antimony	0.0021	mg/L	0.0020	03/06/26 02:47	
EPA 6020B	Arsenic	0.0010J	mg/L	0.0020	03/06/26 02:47	
EPA 6020B	Barium	0.048	mg/L	0.0050	03/06/26 02:47	
EPA 6020B	Boron	6.7	mg/L	1.0	03/06/26 02:56	
EPA 6020B	Calcium	221	mg/L	10.0	03/06/26 13:35	
EPA 6020B	Chromium	0.00042J	mg/L	0.0050	03/06/26 02:47	
EPA 6020B	Cobalt	0.00025J	mg/L	0.0050	03/06/26 02:47	
EPA 6020B	Iron	0.47	mg/L	0.040	03/06/26 02:47	
EPA 6020B	Magnesium	78.4	mg/L	1.2	03/06/26 02:56	

This report shall not be reproduced, except in full,
without the written consent of Pace Analytical Services, LLC.

Pace Analytical Services, LLC
9800 Kincey Ave. Suite 100
Huntersville, NC 28078
(704)875-9092

SUMMARY OF DETECTION

Project: Plant Bowen AP-1st SA
Pace Project No.: 92841933

Lab Sample ID Method	Client Sample ID Parameters	Result	Units	Report Limit	Analyzed	Qualifiers
92841933042	**BOW-BGWC-23**					
EPA 6020B	Manganese	0.13	mg/L	0.0050	03/06/26 02:47	
EPA 6020B	Molybdenum	0.0048J	mg/L	0.010	03/06/26 02:47	
EPA 6020B	Potassium	5.0	mg/L	0.40	03/10/26 12:50	
EPA 6020B	Selenium	0.0039J	mg/L	0.0050	03/06/26 02:47	
EPA 6020B	Sodium	17.6	mg/L	0.40	03/06/26 02:47	
EPA 6020B	Thallium	0.00027J	mg/L	0.00050	03/06/26 02:47	
92841933043	**BOW-BGWC-32**					
EPA 6020B	Lithium	0.000952J	mg/L	0.00200	02/19/26 10:54	J
SM 2320B-2021	Alkalinity,Bicarbonate (CaCO3)	226	mg/L	5.0	02/17/26 21:44	
SM 2320B-2021	Alkalinity, Total as CaCO3	226	mg/L	5.0	02/17/26 21:44	
SM 2540C-2020	Total Dissolved Solids	850	mg/L	50.0	02/13/26 17:39	1g
EPA 300.0 Rev 2.1 1993	Chloride	173	mg/L	4.0	02/15/26 04:28	
EPA 300.0 Rev 2.1 1993	Fluoride	0.085J	mg/L	0.10	02/14/26 23:52	
EPA 300.0 Rev 2.1 1993	Sulfate	162	mg/L	4.0	02/15/26 04:28	
EPA 6020B	Arsenic	0.0011J	mg/L	0.0020	03/06/26 03:05	
EPA 6020B	Barium	0.092	mg/L	0.0050	03/06/26 03:05	
EPA 6020B	Boron	1.4	mg/L	0.40	03/06/26 03:14	
EPA 6020B	Calcium	148	mg/L	4.0	03/06/26 13:44	
EPA 6020B	Chromium	0.00053J	mg/L	0.0050	03/06/26 03:05	
EPA 6020B	Cobalt	0.0014J	mg/L	0.0050	03/06/26 03:05	
EPA 6020B	Iron	0.28	mg/L	0.040	03/06/26 03:05	
EPA 6020B	Magnesium	72.6	mg/L	0.50	03/06/26 03:14	
EPA 6020B	Manganese	0.022	mg/L	0.0050	03/06/26 03:05	
EPA 6020B	Molybdenum	0.0042J	mg/L	0.010	03/06/26 03:05	
EPA 6020B	Potassium	2.1	mg/L	0.40	03/10/26 12:53	
EPA 6020B	Selenium	0.0027J	mg/L	0.0050	03/06/26 03:05	
EPA 6020B	Sodium	14.1	mg/L	0.40	03/06/26 03:05	
92841933044	**BOW-BGWC-35D**					
EPA 6020B	Lithium	0.0179	mg/L	0.00200	02/19/26 10:57	
SM 2320B-2021	Alkalinity,Bicarbonate (CaCO3)	157	mg/L	5.0	02/17/26 21:52	
SM 2320B-2021	Alkalinity, Total as CaCO3	157	mg/L	5.0	02/17/26 21:52	
SM 2540C-2020	Total Dissolved Solids	2360	mg/L	250	02/13/26 17:39	1g
EPA 300.0 Rev 2.1 1993	Chloride	613	mg/L	15.0	02/15/26 04:43	
EPA 300.0 Rev 2.1 1993	Fluoride	0.11	mg/L	0.10	02/15/26 00:07	
EPA 300.0 Rev 2.1 1993	Sulfate	466	mg/L	15.0	02/15/26 04:43	
EPA 6020B	Arsenic	0.0065J	mg/L	0.010	03/06/26 03:42	
EPA 6020B	Barium	0.050	mg/L	0.025	03/06/26 03:42	
EPA 6020B	Boron	11.5	mg/L	2.0	03/06/26 03:52	
EPA 6020B	Calcium	405	mg/L	20.0	03/06/26 13:53	
EPA 6020B	Iron	1.5	mg/L	0.20	03/06/26 03:42	
EPA 6020B	Magnesium	106	mg/L	0.25	03/06/26 03:42	
EPA 6020B	Manganese	0.23	mg/L	0.025	03/06/26 03:42	
EPA 6020B	Molybdenum	0.028J	mg/L	0.050	03/06/26 03:42	
EPA 6020B	Potassium	7.6	mg/L	2.0	03/06/26 03:42	
EPA 6020B	Selenium	0.0085J	mg/L	0.025	03/06/26 03:42	
EPA 6020B	Sodium	97.7	mg/L	2.0	03/06/26 03:42	

This report shall not be reproduced, except in full,
without the written consent of Pace Analytical Services, LLC.

Pace Analytical Services, LLC
9800 Kincey Ave. Suite 100
Huntersville, NC 28078
(704)875-9092

SUMMARY OF DETECTION

Project: Plant Bowen AP-1st SA
Pace Project No.: 92841933

Lab Sample ID Method	Client Sample ID Parameters	Result	Units	Report Limit	Analyzed	Qualifiers
92841933045	**BOW-BGWC-43D**					
EPA 6020B	Lithium	0.0187	mg/L	0.00200	02/19/26 11:01	
SM 2320B-2021	Alkalinity,Bicarbonate (CaCO3)	119	mg/L	5.0	02/17/26 22:02	
SM 2320B-2021	Alkalinity, Total as CaCO3	119	mg/L	5.0	02/17/26 22:02	
SM 2540C-2020	Total Dissolved Solids	1310	mg/L	125	02/13/26 17:39	1g
EPA 300.0 Rev 2.1 1993	Chloride	301	mg/L	7.0	02/15/26 04:58	
EPA 300.0 Rev 2.1 1993	Fluoride	0.94	mg/L	0.10	02/15/26 00:23	
EPA 300.0 Rev 2.1 1993	Sulfate	232	mg/L	7.0	02/15/26 04:58	
EPA 6020B	Arsenic	0.0039	mg/L	0.0020	03/06/26 04:01	
EPA 6020B	Barium	0.053	mg/L	0.0050	03/06/26 04:01	
EPA 6020B	Boron	11.0	mg/L	2.0	03/06/26 04:10	
EPA 6020B	Cadmium	0.00015J	mg/L	0.00050	03/06/26 04:01	
EPA 6020B	Calcium	236	mg/L	20.0	03/06/26 14:03	
EPA 6020B	Chromium	0.00025J	mg/L	0.0050	03/06/26 04:01	
EPA 6020B	Cobalt	0.0027J	mg/L	0.0050	03/06/26 04:01	
EPA 6020B	Iron	0.69	mg/L	0.040	03/06/26 04:01	
EPA 6020B	Magnesium	56.2	mg/L	2.5	03/06/26 04:10	
EPA 6020B	Manganese	1.6	mg/L	0.25	03/06/26 04:10	
EPA 6020B	Molybdenum	0.19	mg/L	0.010	03/06/26 04:01	
EPA 6020B	Potassium	4.7	mg/L	0.40	03/06/26 04:01	
EPA 6020B	Selenium	0.0039J	mg/L	0.0050	03/06/26 04:01	
EPA 6020B	Sodium	17.3	mg/L	0.40	03/06/26 04:01	
EPA 6020B	Thallium	0.0018	mg/L	0.00050	03/06/26 04:01	
92841933046	**BOW-AP1-FD-04**					
EPA 6020B	Lithium	0.0128	mg/L	0.00200	02/19/26 11:04	
SM 2540C-2020	Total Dissolved Solids	910	mg/L	50.0	02/15/26 15:51	
EPA 300.0 Rev 2.1 1993	Chloride	128	mg/L	5.0	02/15/26 05:13	
EPA 300.0 Rev 2.1 1993	Fluoride	0.25	mg/L	0.10	02/15/26 01:09	
EPA 300.0 Rev 2.1 1993	Sulfate	215	mg/L	5.0	02/15/26 05:13	
EPA 6020B	Antimony	0.0010J	mg/L	0.0020	03/12/26 13:58	
EPA 6020B	Barium	0.050	mg/L	0.0050	03/12/26 13:58	
EPA 6020B	Boron	9.6	mg/L	2.0	03/19/26 13:31	M1
EPA 6020B	Cadmium	0.00031J	mg/L	0.00050	03/12/26 13:58	
EPA 6020B	Calcium	205	mg/L	2.0	03/12/26 13:36	M1
EPA 6020B	Chromium	0.00033J	mg/L	0.0050	03/12/26 13:58	
EPA 6020B	Cobalt	0.0028J	mg/L	0.0050	03/12/26 13:58	
EPA 6020B	Molybdenum	0.034	mg/L	0.010	03/12/26 13:58	
EPA 6020B	Selenium	0.00064J	mg/L	0.0050	03/12/26 13:58	
EPA 6020B	Thallium	0.0011	mg/L	0.00050	03/12/26 13:58	
92841933047	**BOW-BGWC-22**					
EPA 6020B	Lithium	0.0124	mg/L	0.00200	02/19/26 11:07	
SM 2320B-2021	Alkalinity,Bicarbonate (CaCO3)	259	mg/L	5.0	02/19/26 20:50	
SM 2320B-2021	Alkalinity, Total as CaCO3	259	mg/L	5.0	02/19/26 20:50	
SM 2540C-2020	Total Dissolved Solids	898	mg/L	50.0	02/15/26 15:51	
EPA 300.0 Rev 2.1 1993	Chloride	131	mg/L	5.0	02/15/26 05:28	M1
EPA 300.0 Rev 2.1 1993	Fluoride	0.25	mg/L	0.10	02/15/26 01:24	
EPA 300.0 Rev 2.1 1993	Sulfate	220	mg/L	5.0	02/15/26 05:28	M1

This report shall not be reproduced, except in full,
without the written consent of Pace Analytical Services, LLC.

Pace Analytical Services, LLC
9800 Kincey Ave. Suite 100
Huntersville, NC 28078
(704)875-9092

SUMMARY OF DETECTION

Project: Plant Bowen AP-1st SA
Pace Project No.: 92841933

Lab Sample ID Method	Client Sample ID Parameters	Result	Units	Report Limit	Analyzed	Qualifiers
92841933047	**BOW-BGWC-22**					
EPA 6020B	Antimony	0.00071J	mg/L	0.0020	03/06/26 04:19	
EPA 6020B	Arsenic	0.00070J	mg/L	0.0020	03/06/26 04:19	
EPA 6020B	Barium	0.049	mg/L	0.0050	03/06/26 04:19	
EPA 6020B	Boron	8.5	mg/L	2.0	03/06/26 04:29	
EPA 6020B	Cadmium	0.00027J	mg/L	0.00050	03/06/26 04:19	
EPA 6020B	Calcium	177	mg/L	20.0	03/06/26 14:12	
EPA 6020B	Chromium	0.00049J	mg/L	0.0050	03/06/26 04:19	
EPA 6020B	Cobalt	0.0027J	mg/L	0.0050	03/06/26 04:19	
EPA 6020B	Iron	0.27	mg/L	0.040	03/06/26 04:19	
EPA 6020B	Magnesium	41.4	mg/L	2.5	03/06/26 04:29	
EPA 6020B	Manganese	0.54	mg/L	0.25	03/06/26 04:29	
EPA 6020B	Molybdenum	0.037	mg/L	0.010	03/06/26 04:19	
EPA 6020B	Potassium	8.3	mg/L	0.40	03/06/26 04:19	
EPA 6020B	Selenium	0.0018J	mg/L	0.0050	03/06/26 04:19	
EPA 6020B	Sodium	36.3	mg/L	20.0	03/06/26 04:29	
EPA 6020B	Thallium	0.00094	mg/L	0.00050	03/06/26 04:19	

This report shall not be reproduced, except in full,
without the written consent of Pace Analytical Services, LLC.

Pace Analytical Services, LLC
9800 Kincey Ave. Suite 100
Huntersville, NC 28078
(704)875-9092

ANALYTICAL RESULTS

Project: Plant Bowen AP-1st SA
Pace Project No.: 92841933

Sample: BOW-BGWC-24 **Lab ID: 92841933001** Collected: 02/02/26 15:26 Received: 02/03/26 13:45 Matrix: Water

Parameters	Results	Units	Report Limit	MDL	DF	Prepared	Analyzed	CAS No.	Qual
Metals (ICPMS) 6020B	Analytical Method: EPA 6020B Preparation Method: 3015 Pace National - Mt. Juliet								
Lithium	**0.00604**	mg/L	0.00200	0.000600	1	02/09/26 10:28	02/09/26 22:13	7439-93-2	
2320B Alkalinity	Analytical Method: SM 2320B-2021 Pace Analytical Services - Asheville								
Alkalinity,Bicarbonate (CaCO3)	**160**	mg/L	5.0	5.0	1		02/10/26 13:11		
Alkalinity,Carbonate (CaCO3)	ND	mg/L	5.0	5.0	1		02/10/26 13:11		
Alkalinity, Total as CaCO3	**160**	mg/L	5.0	5.0	1		02/10/26 13:11		
2540C Total Dissolved Solids	Analytical Method: SM 2540C-2020 Pace Analytical Services - Asheville								
Total Dissolved Solids	**1510**	mg/L	250	250	1		02/06/26 16:18		
4500S2D Sulfide Water	Analytical Method: SM 4500-S2D-2021 Pace Analytical Services - Asheville								
Sulfide	ND	mg/L	0.10	0.022	1		02/10/26 21:41	18496-25-8	H1
300.0 IC Anions 28 Days	Analytical Method: EPA 300.0 Rev 2.1 1993 Pace Analytical Services - Asheville								
Chloride	**421**	mg/L	10.0	6.0	10		02/04/26 08:26	16887-00-6	
Fluoride	**0.15**	mg/L	0.10	0.050	1		02/04/26 04:48	16984-48-8	
Sulfate	**256**	mg/L	10.0	5.0	10		02/04/26 08:26	14808-79-8	
WC 6020B MET ICPMS	Analytical Method: EPA 6020B Preparation Method: EPA 3005A Pace Analytical Services - West Columbia								
Antimony	**0.00048J**	mg/L	0.0020	0.00043	1	02/04/26 13:01	02/06/26 17:57	7440-36-0	
Arsenic	**0.0016J**	mg/L	0.0020	0.00041	1	02/04/26 13:01	02/06/26 17:57	7440-38-2	
Barium	**0.041**	mg/L	0.0050	0.00056	1	02/04/26 13:01	02/06/26 17:57	7440-39-3	
Beryllium	**0.00027J**	mg/L	0.00040	0.00015	1	02/04/26 13:01	02/06/26 17:57	7440-41-7	
Boron	**11.8**	mg/L	2.0	0.37	50	02/04/26 13:01	02/09/26 16:17	7440-42-8	
Cadmium	**0.0022**	mg/L	0.00050	0.00010	1	02/04/26 13:01	02/06/26 17:57	7440-43-9	
Calcium	**417**	mg/L	20.0	5.0	50	02/04/26 13:01	02/09/26 16:17	7440-70-2	
Chromium	ND	mg/L	0.0050	0.00024	1	02/04/26 13:01	02/06/26 17:57	7440-47-3	
Cobalt	**0.00072J**	mg/L	0.0050	0.00012	1	02/04/26 13:01	02/06/26 17:57	7440-48-4	
Iron	**0.48**	mg/L	0.040	0.016	1	02/04/26 13:01	02/06/26 17:57	7439-89-6	
Lead	ND	mg/L	0.0010	0.00027	1	02/04/26 13:01	02/06/26 17:57	7439-92-1	
Magnesium	**52.5**	mg/L	1.2	0.61	25	02/04/26 13:01	02/06/26 18:06	7439-95-4	
Manganese	**1.7**	mg/L	0.12	0.032	25	02/04/26 13:01	02/06/26 18:06	7439-96-5	
Molybdenum	ND	mg/L	0.010	0.0020	1	02/04/26 13:01	02/06/26 17:57	7439-98-7	
Potassium	**7.0**	mg/L	0.40	0.13	1	02/04/26 13:01	02/06/26 17:57	7440-09-7	
Selenium	**0.012**	mg/L	0.0050	0.00050	1	02/04/26 13:01	02/06/26 17:57	7782-49-2	
Sodium	**10.6**	mg/L	0.40	0.083	1	02/04/26 13:01	02/06/26 17:57	7440-23-5	
Thallium	**0.00023J**	mg/L	0.00050	0.00017	1	02/04/26 13:01	02/06/26 17:57	7440-28-0	

This report shall not be reproduced, except in full,
without the written consent of Pace Analytical Services, LLC.

Pace Analytical Services, LLC
9800 Kincey Ave. Suite 100
Huntersville, NC 28078
(704)875-9092

ANALYTICAL RESULTS

Project: Plant Bowen AP-1st SA
Pace Project No.: 92841933

Sample: BOW-BGWC-24 **Lab ID: 92841933001** Collected: 02/02/26 15:26 Received: 02/03/26 13:45 Matrix: Water

Parameters	Results	Units	Report Limit	MDL	DF	Prepared	Analyzed	CAS No.	Qual
WCOL 7470 Mercury	Analytical Method: EPA 7470A Preparation Method: EPA 7470A Pace Analytical Services - West Columbia								
Mercury	**0.014**	mg/L	0.0010	0.00046	5	02/04/26 18:42	02/06/26 12:27	7439-97-6	3g

This report shall not be reproduced, except in full,
without the written consent of Pace Analytical Services, LLC.

Pace Analytical Services, LLC
9800 Kincey Ave. Suite 100
Huntersville, NC 28078
(704)875-9092

ANALYTICAL RESULTS

Project: Plant Bowen AP-1st SA
Pace Project No.: 92841933

Sample: BOW-AP1-FB-01 **Lab ID: 92841933002** Collected: 02/02/26 16:25 Received: 02/03/26 13:45 Matrix: Water

Parameters	Results	Units	Report Limit	MDL	DF	Prepared	Analyzed	CAS No.	Qual
Metals (ICPMS) 6020B	Analytical Method: EPA 6020B Preparation Method: 3015 Pace National - Mt. Juliet								
Lithium	**0.000730J**	mg/L	0.00200	0.000600	1	02/09/26 10:28	02/09/26 22:16	7439-93-2	J
2540C Total Dissolved Solids	Analytical Method: SM 2540C-2020 Pace Analytical Services - Asheville								
Total Dissolved Solids	ND	mg/L	25.0	25.0	1		02/06/26 16:18		
300.0 IC Anions 28 Days	Analytical Method: EPA 300.0 Rev 2.1 1993 Pace Analytical Services - Asheville								
Chloride	ND	mg/L	1.0	0.60	1		02/04/26 01:38	16887-00-6	
Fluoride	ND	mg/L	0.10	0.050	1		02/04/26 01:38	16984-48-8	
Sulfate	ND	mg/L	1.0	0.50	1		02/04/26 01:38	14808-79-8	
WC 6020B MET ICPMS	Analytical Method: EPA 6020B Preparation Method: EPA 3005A Pace Analytical Services - West Columbia								
Antimony	ND	mg/L	0.0020	0.00043	1	02/04/26 13:01	02/06/26 18:34	7440-36-0	
Arsenic	ND	mg/L	0.0020	0.00041	1	02/04/26 13:01	02/06/26 18:34	7440-38-2	
Barium	ND	mg/L	0.0050	0.00056	1	02/04/26 13:01	02/06/26 18:34	7440-39-3	
Beryllium	ND	mg/L	0.00040	0.00015	1	02/04/26 13:01	02/06/26 18:34	7440-41-7	
Boron	ND	mg/L	0.040	0.0073	1	02/04/26 13:01	02/06/26 18:34	7440-42-8	
Cadmium	ND	mg/L	0.00050	0.00010	1	02/04/26 13:01	02/06/26 18:34	7440-43-9	
Calcium	ND	mg/L	0.40	0.10	1	02/04/26 13:01	02/06/26 18:34	7440-70-2	CU
Chromium	ND	mg/L	0.0050	0.00024	1	02/04/26 13:01	02/06/26 18:34	7440-47-3	
Cobalt	ND	mg/L	0.0050	0.00012	1	02/04/26 13:01	02/06/26 18:34	7440-48-4	
Lead	ND	mg/L	0.0010	0.00027	1	02/04/26 13:01	02/06/26 18:34	7439-92-1	
Molybdenum	ND	mg/L	0.010	0.0020	1	02/04/26 13:01	02/06/26 18:34	7439-98-7	
Selenium	ND	mg/L	0.0050	0.00050	1	02/04/26 13:01	02/06/26 18:34	7782-49-2	
Thallium	ND	mg/L	0.00050	0.00017	1	02/04/26 13:01	02/06/26 18:34	7440-28-0	
WCOL 7470 Mercury	Analytical Method: EPA 7470A Preparation Method: EPA 7470A Pace Analytical Services - West Columbia								
Mercury	ND	mg/L	0.00020	0.000091	1	02/04/26 18:42	02/06/26 12:30	7439-97-6	4g

This report shall not be reproduced, except in full,
without the written consent of Pace Analytical Services, LLC.

Pace Analytical Services, LLC
9800 Kincey Ave. Suite 100
Huntersville, NC 28078
(704)875-9092

ANALYTICAL RESULTS

Project: Plant Bowen AP-1st SA
Pace Project No.: 92841933

Sample: BOW-AP1-EB-01 **Lab ID: 92841933003** Collected: 02/02/26 16:15 Received: 02/03/26 13:45 Matrix: Water

Parameters	Results	Units	Report Limit	MDL	DF	Prepared	Analyzed	CAS No.	Qual
Metals (ICPMS) 6020B	Analytical Method: EPA 6020B Preparation Method: 3015 Pace National - Mt. Juliet								
Lithium	**0.000611J**	mg/L	0.00200	0.000600	1	02/09/26 10:28	02/09/26 22:19	7439-93-2	J
2540C Total Dissolved Solids	Analytical Method: SM 2540C-2020 Pace Analytical Services - Asheville								
Total Dissolved Solids	ND	mg/L	25.0	25.0	1		02/06/26 16:18		
300.0 IC Anions 28 Days	Analytical Method: EPA 300.0 Rev 2.1 1993 Pace Analytical Services - Asheville								
Chloride	ND	mg/L	1.0	0.60	1		02/04/26 01:53	16887-00-6	
Fluoride	ND	mg/L	0.10	0.050	1		02/04/26 01:53	16984-48-8	
Sulfate	ND	mg/L	1.0	0.50	1		02/04/26 01:53	14808-79-8	
WC 6020B MET ICPMS	Analytical Method: EPA 6020B Preparation Method: EPA 3005A Pace Analytical Services - West Columbia								
Antimony	ND	mg/L	0.0020	0.00043	1	02/04/26 13:01	02/06/26 18:43	7440-36-0	
Arsenic	ND	mg/L	0.0020	0.00041	1	02/04/26 13:01	02/06/26 18:43	7440-38-2	
Barium	ND	mg/L	0.0050	0.00056	1	02/04/26 13:01	02/06/26 18:43	7440-39-3	
Beryllium	ND	mg/L	0.00040	0.00015	1	02/04/26 13:01	02/06/26 18:43	7440-41-7	
Boron	ND	mg/L	0.040	0.0073	1	02/04/26 13:01	02/06/26 18:43	7440-42-8	
Cadmium	ND	mg/L	0.00050	0.00010	1	02/04/26 13:01	02/06/26 18:43	7440-43-9	
Calcium	ND	mg/L	0.40	0.10	1	02/04/26 13:01	02/06/26 18:43	7440-70-2	CU
Chromium	ND	mg/L	0.0050	0.00024	1	02/04/26 13:01	02/06/26 18:43	7440-47-3	
Cobalt	ND	mg/L	0.0050	0.00012	1	02/04/26 13:01	02/06/26 18:43	7440-48-4	
Lead	ND	mg/L	0.0010	0.00027	1	02/04/26 13:01	02/06/26 18:43	7439-92-1	
Molybdenum	ND	mg/L	0.010	0.0020	1	02/04/26 13:01	02/06/26 18:43	7439-98-7	
Selenium	ND	mg/L	0.0050	0.00050	1	02/04/26 13:01	02/06/26 18:43	7782-49-2	
Thallium	ND	mg/L	0.00050	0.00017	1	02/04/26 13:01	02/06/26 18:43	7440-28-0	
WCOL 7470 Mercury	Analytical Method: EPA 7470A Preparation Method: EPA 7470A Pace Analytical Services - West Columbia								
Mercury	ND	mg/L	0.00020	0.000091	1	02/04/26 18:42	02/06/26 10:47	7439-97-6	

This report shall not be reproduced, except in full,
without the written consent of Pace Analytical Services, LLC.

Pace Analytical Services, LLC
9800 Kincey Ave. Suite 100
Huntersville, NC 28078
(704)875-9092

ANALYTICAL RESULTS

Project: Plant Bowen AP-1st SA
Pace Project No.: 92841933

Sample: BOW-BGWA-29 **Lab ID: 92841933004** Collected: 02/05/26 12:21 Received: 02/06/26 17:20 Matrix: Water

Parameters	Results	Units	Report Limit	MDL	DF	Prepared	Analyzed	CAS No.	Qual
Metals (ICPMS) 6020B	Analytical Method: EPA 6020B Preparation Method: 3015 Pace National - Mt. Juliet								
Lithium	**0.000789J**	mg/L	0.00200	0.000600	1	02/13/26 07:33	02/13/26 16:07	7439-93-2	J
2320B Alkalinity	Analytical Method: SM 2320B-2021 Pace Analytical Services - Asheville								
Alkalinity,Bicarbonate (CaCO3)	**102**	mg/L	5.0	5.0	1		02/14/26 14:59		
Alkalinity,Carbonate (CaCO3)	ND	mg/L	5.0	5.0	1		02/14/26 14:59		
Alkalinity, Total as CaCO3	**102**	mg/L	5.0	5.0	1		02/14/26 14:59		
2540C Total Dissolved Solids	Analytical Method: SM 2540C-2020 Pace Analytical Services - Asheville								
Total Dissolved Solids	**105**	mg/L	25.0	25.0	1		02/10/26 15:58		
4500S2D Sulfide Water	Analytical Method: SM 4500-S2D-2021 Pace Analytical Services - Asheville								
Sulfide	ND	mg/L	0.10	0.022	1		02/11/26 04:35	18496-25-8	
300.0 IC Anions 28 Days	Analytical Method: EPA 300.0 Rev 2.1 1993 Pace Analytical Services - Asheville								
Chloride	**1.3**	mg/L	1.0	0.60	1		02/10/26 23:16	16887-00-6	
Fluoride	**0.23**	mg/L	0.10	0.050	1		02/10/26 23:16	16984-48-8	M1
Sulfate	**1.9**	mg/L	1.0	0.50	1		02/10/26 23:16	14808-79-8	
WC 6020B MET ICPMS	Analytical Method: EPA 6020B Preparation Method: EPA 3005A Pace Analytical Services - West Columbia								
Antimony	ND	mg/L	0.0020	0.00043	1	02/10/26 14:25	02/27/26 12:02	7440-36-0	
Arsenic	ND	mg/L	0.0020	0.00041	1	02/10/26 14:25	02/27/26 12:02	7440-38-2	
Barium	**0.012**	mg/L	0.0050	0.00056	1	02/10/26 14:25	02/27/26 12:02	7440-39-3	
Beryllium	ND	mg/L	0.00040	0.00015	1	02/10/26 14:25	02/27/26 12:02	7440-41-7	
Boron	ND	mg/L	0.040	0.0073	1	02/10/26 14:25	02/27/26 12:02	7440-42-8	
Cadmium	ND	mg/L	0.00050	0.00010	1	02/10/26 14:25	02/27/26 12:02	7440-43-9	
Calcium	**21.3**	mg/L	0.40	0.10	1	02/10/26 14:25	02/27/26 12:02	7440-70-2	2g,M1
Chromium	**0.00054J**	mg/L	0.0050	0.00024	1	02/10/26 14:25	02/27/26 12:02	7440-47-3	
Cobalt	ND	mg/L	0.0050	0.00012	1	02/10/26 14:25	02/27/26 12:02	7440-48-4	
Iron	**0.029J**	mg/L	0.040	0.016	1	02/10/26 14:25	02/27/26 12:02	7439-89-6	
Lead	ND	mg/L	0.0010	0.00027	1	02/10/26 14:25	02/27/26 12:02	7439-92-1	
Magnesium	**11.1**	mg/L	0.050	0.024	1	02/10/26 14:25	02/27/26 12:02	7439-95-4	M1
Manganese	ND	mg/L	0.0050	0.0013	1	02/10/26 14:25	02/27/26 12:02	7439-96-5	
Molybdenum	ND	mg/L	0.010	0.0020	1	02/10/26 14:25	02/27/26 12:02	7439-98-7	
Potassium	**0.75**	mg/L	0.40	0.13	1	02/10/26 14:25	02/27/26 12:02	7440-09-7	
Selenium	ND	mg/L	0.0050	0.00050	1	02/10/26 14:25	02/27/26 12:02	7782-49-2	
Sodium	**3.8**	mg/L	0.40	0.083	1	02/10/26 14:25	02/27/26 12:02	7440-23-5	
Thallium	ND	mg/L	0.00050	0.00017	1	02/10/26 14:25	02/27/26 12:02	7440-28-0	CU

This report shall not be reproduced, except in full,
without the written consent of Pace Analytical Services, LLC.

Pace Analytical Services, LLC
9800 Kincey Ave. Suite 100
Huntersville, NC 28078
(704)875-9092

ANALYTICAL RESULTS

Project: Plant Bowen AP-1st SA
Pace Project No.: 92841933

Sample: BOW-BGWA-29 **Lab ID: 92841933004** Collected: 02/05/26 12:21 Received: 02/06/26 17:20 Matrix: Water

Parameters	Results	Units	Report Limit	MDL	DF	Prepared	Analyzed	CAS No.	Qual
WCOL 7470 Mercury	Analytical Method: EPA 7470A Preparation Method: EPA 7470A Pace Analytical Services - West Columbia								
Mercury	ND	mg/L	0.00020	0.000091	1	02/10/26 18:30	02/17/26 19:55	7439-97-6	

This report shall not be reproduced, except in full,
without the written consent of Pace Analytical Services, LLC.

Pace Analytical Services, LLC
9800 Kincey Ave. Suite 100
Huntersville, NC 28078
(704)875-9092

ANALYTICAL RESULTS

Project: Plant Bowen AP-1st SA
Pace Project No.: 92841933

Sample: BOW-BGWA-47D **Lab ID: 92841933005** Collected: 02/03/26 12:10 Received: 02/06/26 17:20 Matrix: Water

Parameters	Results	Units	Report Limit	MDL	DF	Prepared	Analyzed	CAS No.	Qual
Metals (ICPMS) 6020B	Analytical Method: EPA 6020B Preparation Method: 3015 Pace National - Mt. Juliet								
Lithium	**0.000732J**	mg/L	0.00200	0.000600	1	02/13/26 07:33	02/13/26 16:10	7439-93-2	J
2320B Alkalinity	Analytical Method: SM 2320B-2021 Pace Analytical Services - Asheville								
Alkalinity,Bicarbonate (CaCO3)	**285**	mg/L	5.0	5.0	1		02/11/26 23:23		
Alkalinity,Carbonate (CaCO3)	ND	mg/L	5.0	5.0	1		02/11/26 23:23		
Alkalinity, Total as CaCO3	**285**	mg/L	5.0	5.0	1		02/11/26 23:23		
2540C Total Dissolved Solids	Analytical Method: SM 2540C-2020 Pace Analytical Services - Asheville								
Total Dissolved Solids	**388**	mg/L	25.0	25.0	1		02/10/26 07:24		
4500S2D Sulfide Water	Analytical Method: SM 4500-S2D-2021 Pace Analytical Services - Asheville								
Sulfide	ND	mg/L	0.10	0.022	1		02/10/26 21:45	18496-25-8	
300.0 IC Anions 28 Days	Analytical Method: EPA 300.0 Rev 2.1 1993 Pace Analytical Services - Asheville								
Chloride	**4.9**	mg/L	1.0	0.60	1		02/10/26 07:36	16887-00-6	
Fluoride	**0.063J**	mg/L	0.10	0.050	1		02/10/26 07:36	16984-48-8	
Sulfate	**63.9**	mg/L	1.0	0.50	1		02/10/26 07:36	14808-79-8	
WC 6020B MET ICPMS	Analytical Method: EPA 6020B Preparation Method: EPA 3005A Pace Analytical Services - West Columbia								
Antimony	ND	mg/L	0.0020	0.00043	1	02/10/26 14:25	02/27/26 12:49	7440-36-0	
Arsenic	ND	mg/L	0.0020	0.00041	1	02/10/26 14:25	02/27/26 12:49	7440-38-2	
Barium	**0.053**	mg/L	0.0050	0.00056	1	02/10/26 14:25	02/27/26 12:49	7440-39-3	
Beryllium	ND	mg/L	0.00040	0.00015	1	02/10/26 14:25	02/27/26 12:49	7440-41-7	
Boron	**0.023J**	mg/L	0.040	0.0073	1	02/10/26 14:25	02/27/26 12:49	7440-42-8	
Cadmium	ND	mg/L	0.00050	0.00010	1	02/10/26 14:25	02/27/26 12:49	7440-43-9	
Calcium	**118**	mg/L	2.0	0.50	5	02/10/26 14:25	02/27/26 12:58	7440-70-2	2g
Chromium	**0.00039J**	mg/L	0.0050	0.00024	1	02/10/26 14:25	02/27/26 12:49	7440-47-3	
Cobalt	ND	mg/L	0.0050	0.00012	1	02/10/26 14:25	02/27/26 12:49	7440-48-4	
Iron	**0.16**	mg/L	0.040	0.016	1	02/10/26 14:25	02/27/26 12:49	7439-89-6	
Lead	ND	mg/L	0.0010	0.00027	1	02/10/26 14:25	02/27/26 12:49	7439-92-1	
Magnesium	**19.1**	mg/L	0.050	0.024	1	02/10/26 14:25	02/27/26 12:49	7439-95-4	
Manganese	**0.0057**	mg/L	0.0050	0.0013	1	02/10/26 14:25	02/27/26 12:49	7439-96-5	
Molybdenum	ND	mg/L	0.010	0.0020	1	02/10/26 14:25	02/27/26 12:49	7439-98-7	
Potassium	**1.7**	mg/L	0.40	0.13	1	02/10/26 14:25	02/27/26 12:49	7440-09-7	
Selenium	**0.0022J**	mg/L	0.0050	0.00050	1	02/10/26 14:25	02/27/26 12:49	7782-49-2	
Sodium	**4.0**	mg/L	0.40	0.083	1	02/10/26 14:25	02/27/26 12:49	7440-23-5	
Thallium	ND	mg/L	0.00050	0.00017	1	02/10/26 14:25	02/27/26 12:49	7440-28-0	CU

This report shall not be reproduced, except in full,
without the written consent of Pace Analytical Services, LLC.

Pace Analytical Services, LLC
9800 Kincey Ave. Suite 100
Huntersville, NC 28078
(704)875-9092

ANALYTICAL RESULTS

Project: Plant Bowen AP-1st SA
Pace Project No.: 92841933

Sample: BOW-BGWA-47D **Lab ID: 92841933005** Collected: 02/03/26 12:10 Received: 02/06/26 17:20 Matrix: Water

Parameters	Results	Units	Report Limit	MDL	DF	Prepared	Analyzed	CAS No.	Qual
WCOL 7470 Mercury	Analytical Method: EPA 7470A Preparation Method: EPA 7470A Pace Analytical Services - West Columbia								
Mercury	ND	mg/L	0.00020	0.000091	1	02/10/26 18:30	02/17/26 19:58	7439-97-6	

This report shall not be reproduced, except in full,
without the written consent of Pace Analytical Services, LLC.

Pace Analytical Services, LLC
9800 Kincey Ave. Suite 100
Huntersville, NC 28078
(704)875-9092

ANALYTICAL RESULTS

Project: Plant Bowen AP-1st SA
Pace Project No.: 92841933

Sample: BOW-BGWA-48D **Lab ID: 92841933006** Collected: 02/03/26 15:20 Received: 02/06/26 17:20 Matrix: Water

Parameters	Results	Units	Report Limit	MDL	DF	Prepared	Analyzed	CAS No.	Qual
Metals (ICPMS) 6020B	Analytical Method: EPA 6020B Preparation Method: 3015								
	Pace National - Mt. Juliet								
Lithium	ND	mg/L	0.00200	0.000600	1	02/13/26 07:33	02/13/26 16:14	7439-93-2	
2320B Alkalinity	Analytical Method: SM 2320B-2021								
	Pace Analytical Services - Asheville								
Alkalinity,Bicarbonate (CaCO3)	**239**	mg/L	5.0	5.0	1		02/11/26 23:31		
Alkalinity,Carbonate (CaCO3)	ND	mg/L	5.0	5.0	1		02/11/26 23:31		
Alkalinity, Total as CaCO3	**239**	mg/L	5.0	5.0	1		02/11/26 23:31		
2540C Total Dissolved Solids	Analytical Method: SM 2540C-2020								
	Pace Analytical Services - Asheville								
Total Dissolved Solids	**363**	mg/L	25.0	25.0	1		02/10/26 07:24		
4500S2D Sulfide Water	Analytical Method: SM 4500-S2D-2021								
	Pace Analytical Services - Asheville								
Sulfide	**0.13**	mg/L	0.10	0.022	1		02/10/26 21:45	18496-25-8	
300.0 IC Anions 28 Days	Analytical Method: EPA 300.0 Rev 2.1 1993								
	Pace Analytical Services - Asheville								
Chloride	**10**	mg/L	1.0	0.60	1		02/10/26 07:50	16887-00-6	
Fluoride	**0.14**	mg/L	0.10	0.050	1		02/10/26 07:50	16984-48-8	
Sulfate	**87.0**	mg/L	1.0	0.50	1		02/10/26 07:50	14808-79-8	
WC 6020B MET ICPMS	Analytical Method: EPA 6020B Preparation Method: EPA 3005A								
	Pace Analytical Services - West Columbia								
Antimony	**0.00044J**	mg/L	0.0020	0.00043	1	02/10/26 14:25	02/27/26 13:35	7440-36-0	
Arsenic	**0.0049**	mg/L	0.0020	0.00041	1	02/10/26 14:25	02/27/26 13:35	7440-38-2	
Barium	**0.086**	mg/L	0.0050	0.00056	1	02/10/26 14:25	02/27/26 13:35	7440-39-3	
Beryllium	ND	mg/L	0.00040	0.00015	1	02/10/26 14:25	02/27/26 13:35	7440-41-7	
Boron	**0.028J**	mg/L	0.040	0.0073	1	02/10/26 14:25	02/27/26 13:35	7440-42-8	
Cadmium	ND	mg/L	0.00050	0.00010	1	02/10/26 14:25	02/27/26 13:35	7440-43-9	
Calcium	**41.3**	mg/L	2.0	0.50	5	02/10/26 14:25	02/27/26 13:26	7440-70-2	2g
Chromium	ND	mg/L	0.0050	0.00024	1	02/10/26 14:25	02/27/26 13:35	7440-47-3	
Cobalt	ND	mg/L	0.0050	0.00012	1	02/10/26 14:25	02/27/26 13:35	7440-48-4	
Iron	**0.59**	mg/L	0.040	0.016	1	02/10/26 14:25	02/27/26 13:35	7439-89-6	
Lead	ND	mg/L	0.0010	0.00027	1	02/10/26 14:25	02/27/26 13:35	7439-92-1	
Magnesium	**14.3**	mg/L	0.050	0.024	1	02/10/26 14:25	02/27/26 13:35	7439-95-4	
Manganese	**0.022**	mg/L	0.0050	0.0013	1	02/10/26 14:25	02/27/26 13:35	7439-96-5	
Molybdenum	**0.0029J**	mg/L	0.010	0.0020	1	02/10/26 14:25	02/27/26 13:35	7439-98-7	
Potassium	**1.6**	mg/L	0.40	0.13	1	02/10/26 14:25	02/27/26 13:35	7440-09-7	
Selenium	ND	mg/L	0.0050	0.00050	1	02/10/26 14:25	02/27/26 13:35	7782-49-2	
Sodium	**79.2**	mg/L	2.0	0.42	5	02/10/26 14:25	02/27/26 13:26	7440-23-5	
Thallium	ND	mg/L	0.00050	0.00017	1	02/10/26 14:25	02/27/26 13:35	7440-28-0	CU

This report shall not be reproduced, except in full,
without the written consent of Pace Analytical Services, LLC.

Pace Analytical Services, LLC
9800 Kincey Ave. Suite 100
Huntersville, NC 28078
(704)875-9092

ANALYTICAL RESULTS

Project: Plant Bowen AP-1st SA
Pace Project No.: 92841933

Sample: BOW-BGWA-48D **Lab ID: 92841933006** Collected: 02/03/26 15:20 Received: 02/06/26 17:20 Matrix: Water

Parameters	Results	Units	Report Limit	MDL	DF	Prepared	Analyzed	CAS No.	Qual
WCOL 7470 Mercury	Analytical Method: EPA 7470A Preparation Method: EPA 7470A Pace Analytical Services - West Columbia								
Mercury	ND	mg/L	0.00020	0.000091	1	02/10/26 18:30	02/17/26 20:01	7439-97-6	

This report shall not be reproduced, except in full,
without the written consent of Pace Analytical Services, LLC.

Pace Analytical Services, LLC
9800 Kincey Ave. Suite 100
Huntersville, NC 28078
(704)875-9092

ANALYTICAL RESULTS

Project: Plant Bowen AP-1st SA
Pace Project No.: 92841933

Sample: BOW-BGWC-7 **Lab ID: 92841933007** Collected: 02/04/26 10:13 Received: 02/06/26 17:20 Matrix: Water

Parameters	Results	Units	Report Limit	MDL	DF	Prepared	Analyzed	CAS No.	Qual
Metals (ICPMS) 6020B	Analytical Method: EPA 6020B Preparation Method: 3015								
	Pace National - Mt. Juliet								
Lithium	**0.00542**	mg/L	0.00200	0.000600	1	02/13/26 07:33	02/13/26 15:55	7439-93-2	
2320B Alkalinity	Analytical Method: SM 2320B-2021								
	Pace Analytical Services - Asheville								
Alkalinity,Bicarbonate (CaCO3)	**290**	mg/L	5.0	5.0	1		02/12/26 08:54		
Alkalinity,Carbonate (CaCO3)	ND	mg/L	5.0	5.0	1		02/12/26 08:54		
Alkalinity, Total as CaCO3	**290**	mg/L	5.0	5.0	1		02/12/26 08:54		
2540C Total Dissolved Solids	Analytical Method: SM 2540C-2020								
	Pace Analytical Services - Asheville								
Total Dissolved Solids	**525**	mg/L	25.0	25.0	1		02/10/26 07:25		
4500S2D Sulfide Water	Analytical Method: SM 4500-S2D-2021								
	Pace Analytical Services - Asheville								
Sulfide	ND	mg/L	0.10	0.022	1		02/11/26 04:26	18496-25-8	
300.0 IC Anions 28 Days	Analytical Method: EPA 300.0 Rev 2.1 1993								
	Pace Analytical Services - Asheville								
Chloride	**6.0**	mg/L	1.0	0.60	1		02/10/26 08:05	16887-00-6	
Fluoride	**0.16**	mg/L	0.10	0.050	1		02/10/26 08:05	16984-48-8	
Sulfate	**154**	mg/L	3.0	1.5	3		02/10/26 18:23	14808-79-8	
WC 6020B MET ICPMS	Analytical Method: EPA 6020B Preparation Method: EPA 3005A								
	Pace Analytical Services - West Columbia								
Antimony	ND	mg/L	0.0020	0.00043	1	02/10/26 14:25	02/27/26 13:44	7440-36-0	
Arsenic	**0.0018J**	mg/L	0.0020	0.00041	1	02/10/26 14:25	02/27/26 13:44	7440-38-2	
Barium	**0.023**	mg/L	0.0050	0.00056	1	02/10/26 14:25	02/27/26 13:44	7440-39-3	
Beryllium	ND	mg/L	0.00040	0.00015	1	02/10/26 14:25	02/27/26 13:44	7440-41-7	
Boron	**0.76**	mg/L	0.20	0.037	5	02/10/26 14:25	02/27/26 13:53	7440-42-8	
Cadmium	ND	mg/L	0.00050	0.00010	1	02/10/26 14:25	02/27/26 13:44	7440-43-9	
Calcium	**121**	mg/L	2.0	0.50	5	02/10/26 14:25	02/27/26 13:53	7440-70-2	2g
Chromium	**0.00036J**	mg/L	0.0050	0.00024	1	02/10/26 14:25	02/27/26 13:44	7440-47-3	
Cobalt	**0.00085J**	mg/L	0.0050	0.00012	1	02/10/26 14:25	02/27/26 13:44	7440-48-4	
Iron	**0.85**	mg/L	0.040	0.016	1	02/10/26 14:25	02/27/26 13:44	7439-89-6	
Lead	ND	mg/L	0.0010	0.00027	1	02/10/26 14:25	02/27/26 13:44	7439-92-1	
Magnesium	**36.4**	mg/L	0.25	0.12	5	02/10/26 14:25	02/27/26 13:53	7439-95-4	
Manganese	**0.028**	mg/L	0.0050	0.0013	1	02/10/26 14:25	02/27/26 13:44	7439-96-5	
Molybdenum	**0.010**	mg/L	0.010	0.0020	1	02/10/26 14:25	02/27/26 13:44	7439-98-7	
Potassium	**3.1**	mg/L	0.40	0.13	1	02/10/26 14:25	02/27/26 13:44	7440-09-7	
Selenium	ND	mg/L	0.0050	0.00050	1	02/10/26 14:25	02/27/26 13:44	7782-49-2	
Sodium	**15.1**	mg/L	0.40	0.083	1	02/10/26 14:25	02/27/26 13:44	7440-23-5	
Thallium	ND	mg/L	0.00050	0.00017	1	02/10/26 14:25	02/27/26 13:44	7440-28-0	CU

This report shall not be reproduced, except in full,
without the written consent of Pace Analytical Services, LLC.

Pace Analytical Services, LLC
9800 Kincey Ave. Suite 100
Huntersville, NC 28078
(704)875-9092

ANALYTICAL RESULTS

Project: Plant Bowen AP-1st SA
Pace Project No.: 92841933

Sample: BOW-BGWC-7 **Lab ID: 92841933007** Collected: 02/04/26 10:13 Received: 02/06/26 17:20 Matrix: Water

Parameters	Results	Units	Report Limit	MDL	DF	Prepared	Analyzed	CAS No.	Qual
WCOL 7470 Mercury	Analytical Method: EPA 7470A Preparation Method: EPA 7470A Pace Analytical Services - West Columbia								
Mercury	ND	mg/L	0.00020	0.000091	1	02/10/26 18:30	02/17/26 20:03	7439-97-6	

This report shall not be reproduced, except in full,
without the written consent of Pace Analytical Services, LLC.

Pace Analytical Services, LLC
9800 Kincey Ave. Suite 100
Huntersville, NC 28078
(704)875-9092

ANALYTICAL RESULTS

Project: Plant Bowen AP-1st SA
Pace Project No.: 92841933

Sample: BOW-BGWC-8 **Lab ID: 92841933008** Collected: 02/03/26 13:20 Received: 02/06/26 17:20 Matrix: Water

Parameters	Results	Units	Report Limit	MDL	DF	Prepared	Analyzed	CAS No.	Qual
Metals (ICPMS) 6020B	Analytical Method: EPA 6020B Preparation Method: 3015								
	Pace National - Mt. Juliet								
Lithium	ND	mg/L	0.00200	0.000600	1	02/13/26 07:33	02/13/26 16:17	7439-93-2	
2320B Alkalinity	Analytical Method: SM 2320B-2021								
	Pace Analytical Services - Asheville								
Alkalinity,Bicarbonate (CaCO3)	**166**	mg/L	5.0	5.0	1		02/12/26 00:03		
Alkalinity,Carbonate (CaCO3)	ND	mg/L	5.0	5.0	1		02/12/26 00:03		
Alkalinity, Total as CaCO3	**166**	mg/L	5.0	5.0	1		02/12/26 00:03		
2540C Total Dissolved Solids	Analytical Method: SM 2540C-2020								
	Pace Analytical Services - Asheville								
Total Dissolved Solids	**178**	mg/L	25.0	25.0	1		02/10/26 07:24		
4500S2D Sulfide Water	Analytical Method: SM 4500-S2D-2021								
	Pace Analytical Services - Asheville								
Sulfide	ND	mg/L	0.10	0.022	1		02/10/26 21:46	18496-25-8	
300.0 IC Anions 28 Days	Analytical Method: EPA 300.0 Rev 2.1 1993								
	Pace Analytical Services - Asheville								
Chloride	**1.6**	mg/L	1.0	0.60	1		02/10/26 08:20	16887-00-6	
Fluoride	**0.059J**	mg/L	0.10	0.050	1		02/10/26 08:20	16984-48-8	
Sulfate	**15.9**	mg/L	1.0	0.50	1		02/10/26 08:20	14808-79-8	
WC 6020B MET ICPMS	Analytical Method: EPA 6020B Preparation Method: EPA 3005A								
	Pace Analytical Services - West Columbia								
Antimony	ND	mg/L	0.0020	0.00043	1	02/10/26 14:25	02/27/26 14:03	7440-36-0	
Arsenic	**0.00050J**	mg/L	0.0020	0.00041	1	02/10/26 14:25	02/27/26 14:03	7440-38-2	
Barium	**0.026**	mg/L	0.0050	0.00056	1	02/10/26 14:25	02/27/26 14:03	7440-39-3	
Beryllium	ND	mg/L	0.00040	0.00015	1	02/10/26 14:25	02/27/26 14:03	7440-41-7	
Boron	**0.032J**	mg/L	0.040	0.0073	1	02/10/26 14:25	02/27/26 14:03	7440-42-8	
Cadmium	ND	mg/L	0.00050	0.00010	1	02/10/26 14:25	02/27/26 14:03	7440-43-9	
Calcium	**43.2**	mg/L	2.0	0.50	5	02/10/26 14:25	02/27/26 14:12	7440-70-2	2g
Chromium	**0.00095J**	mg/L	0.0050	0.00024	1	02/10/26 14:25	02/27/26 14:03	7440-47-3	
Cobalt	ND	mg/L	0.0050	0.00012	1	02/10/26 14:25	02/27/26 14:03	7440-48-4	
Iron	**0.076**	mg/L	0.040	0.016	1	02/10/26 14:25	02/27/26 14:03	7439-89-6	
Lead	ND	mg/L	0.0010	0.00027	1	02/10/26 14:25	02/27/26 14:03	7439-92-1	
Magnesium	**14.5**	mg/L	0.050	0.024	1	02/10/26 14:25	02/27/26 14:03	7439-95-4	
Manganese	ND	mg/L	0.0050	0.0013	1	02/10/26 14:25	02/27/26 14:03	7439-96-5	
Molybdenum	ND	mg/L	0.010	0.0020	1	02/10/26 14:25	02/27/26 14:03	7439-98-7	
Potassium	**3.0**	mg/L	0.40	0.13	1	02/10/26 14:25	02/27/26 14:03	7440-09-7	
Selenium	ND	mg/L	0.0050	0.00050	1	02/10/26 14:25	02/27/26 14:03	7782-49-2	
Sodium	**4.5**	mg/L	0.40	0.083	1	02/10/26 14:25	02/27/26 14:03	7440-23-5	
Thallium	ND	mg/L	0.00050	0.00017	1	02/10/26 14:25	02/27/26 14:03	7440-28-0	CU

This report shall not be reproduced, except in full,
without the written consent of Pace Analytical Services, LLC.

Pace Analytical Services, LLC
9800 Kincey Ave. Suite 100
Huntersville, NC 28078
(704)875-9092

ANALYTICAL RESULTS

Project: Plant Bowen AP-1st SA
Pace Project No.: 92841933

Sample: BOW-BGWC-8 **Lab ID: 92841933008** Collected: 02/03/26 13:20 Received: 02/06/26 17:20 Matrix: Water

Parameters	Results	Units	Report Limit	MDL	DF	Prepared	Analyzed	CAS No.	Qual
WCOL 7470 Mercury	Analytical Method: EPA 7470A Preparation Method: EPA 7470A Pace Analytical Services - West Columbia								
Mercury	ND	mg/L	0.00020	0.000091	1	02/10/26 18:30	02/17/26 20:06	7439-97-6	

This report shall not be reproduced, except in full,
without the written consent of Pace Analytical Services, LLC.

Pace Analytical Services, LLC
9800 Kincey Ave. Suite 100
Huntersville, NC 28078
(704)875-9092

ANALYTICAL RESULTS

Project: Plant Bowen AP-1st SA
Pace Project No.: 92841933

Sample: BOW-BGWC-9 **Lab ID: 92841933009** Collected: 02/03/26 15:06 Received: 02/06/26 17:20 Matrix: Water

Parameters	Results	Units	Report Limit	MDL	DF	Prepared	Analyzed	CAS No.	Qual
Metals (ICPMS) 6020B	Analytical Method: EPA 6020B Preparation Method: 3015 Pace National - Mt. Juliet								
Lithium	**0.00180J**	mg/L	0.00200	0.000600	1	02/13/26 07:33	02/13/26 16:26	7439-93-2	J
2320B Alkalinity	Analytical Method: SM 2320B-2021 Pace Analytical Services - Asheville								
Alkalinity,Bicarbonate (CaCO3)	**240**	mg/L	5.0	5.0	1		02/12/26 00:10		
Alkalinity,Carbonate (CaCO3)	ND	mg/L	5.0	5.0	1		02/12/26 00:10		
Alkalinity, Total as CaCO3	**240**	mg/L	5.0	5.0	1		02/12/26 00:10		
2540C Total Dissolved Solids	Analytical Method: SM 2540C-2020 Pace Analytical Services - Asheville								
Total Dissolved Solids	**379**	mg/L	25.0	25.0	1		02/10/26 07:24		
4500S2D Sulfide Water	Analytical Method: SM 4500-S2D-2021 Pace Analytical Services - Asheville								
Sulfide	ND	mg/L	0.10	0.022	1		02/10/26 21:47	18496-25-8	
300.0 IC Anions 28 Days	Analytical Method: EPA 300.0 Rev 2.1 1993 Pace Analytical Services - Asheville								
Chloride	**10.5**	mg/L	1.0	0.60	1		02/10/26 08:35	16887-00-6	
Fluoride	**0.096J**	mg/L	0.10	0.050	1		02/10/26 08:35	16984-48-8	
Sulfate	**98.4**	mg/L	1.0	0.50	1		02/10/26 08:35	14808-79-8	M1
WC 6020B MET ICPMS	Analytical Method: EPA 6020B Preparation Method: EPA 3005A Pace Analytical Services - West Columbia								
Antimony	ND	mg/L	0.0020	0.00043	1	02/10/26 14:25	02/27/26 14:21	7440-36-0	
Arsenic	**0.0011J**	mg/L	0.0020	0.00041	1	02/10/26 14:25	02/27/26 14:21	7440-38-2	
Barium	**0.030**	mg/L	0.0050	0.00056	1	02/10/26 14:25	02/27/26 14:21	7440-39-3	
Beryllium	ND	mg/L	0.00040	0.00015	1	02/10/26 14:25	02/27/26 14:21	7440-41-7	
Boron	**0.57**	mg/L	0.20	0.037	5	02/10/26 14:25	02/27/26 14:30	7440-42-8	
Cadmium	ND	mg/L	0.00050	0.00010	1	02/10/26 14:25	02/27/26 14:21	7440-43-9	
Calcium	**75.5**	mg/L	2.0	0.50	5	02/10/26 14:25	02/27/26 14:30	7440-70-2	2g
Chromium	**0.00071J**	mg/L	0.0050	0.00024	1	02/10/26 14:25	02/27/26 14:21	7440-47-3	
Cobalt	**0.00012J**	mg/L	0.0050	0.00012	1	02/10/26 14:25	02/27/26 14:21	7440-48-4	
Iron	**0.36**	mg/L	0.040	0.016	1	02/10/26 14:25	02/27/26 14:21	7439-89-6	
Lead	ND	mg/L	0.0010	0.00027	1	02/10/26 14:25	02/27/26 14:21	7439-92-1	
Magnesium	**28.8**	mg/L	0.050	0.024	1	02/10/26 14:25	02/27/26 14:21	7439-95-4	
Manganese	**0.020**	mg/L	0.0050	0.0013	1	02/10/26 14:25	02/27/26 14:21	7439-96-5	
Molybdenum	**0.0029J**	mg/L	0.010	0.0020	1	02/10/26 14:25	02/27/26 14:21	7439-98-7	
Potassium	**3.1**	mg/L	0.40	0.13	1	02/10/26 14:25	02/27/26 14:21	7440-09-7	
Selenium	**0.0013J**	mg/L	0.0050	0.00050	1	02/10/26 14:25	02/27/26 14:21	7782-49-2	
Sodium	**19.0**	mg/L	0.40	0.083	1	02/10/26 14:25	02/27/26 14:21	7440-23-5	
Thallium	ND	mg/L	0.00050	0.00017	1	02/10/26 14:25	02/27/26 14:21	7440-28-0	CU

This report shall not be reproduced, except in full,
without the written consent of Pace Analytical Services, LLC.

Pace Analytical Services, LLC
9800 Kincey Ave. Suite 100
Huntersville, NC 28078
(704)875-9092

ANALYTICAL RESULTS

Project: Plant Bowen AP-1st SA
Pace Project No.: 92841933

Sample: BOW-BGWC-9 **Lab ID: 92841933009** Collected: 02/03/26 15:06 Received: 02/06/26 17:20 Matrix: Water

Parameters	Results	Units	Report Limit	MDL	DF	Prepared	Analyzed	CAS No.	Qual
WCOL 7470 Mercury	Analytical Method: EPA 7470A Preparation Method: EPA 7470A Pace Analytical Services - West Columbia								
Mercury	ND	mg/L	0.00020	0.000091	1	02/10/26 18:30	02/17/26 20:08	7439-97-6	

This report shall not be reproduced, except in full,
without the written consent of Pace Analytical Services, LLC.

Pace Analytical Services, LLC
9800 Kincey Ave. Suite 100
Huntersville, NC 28078
(704)875-9092

ANALYTICAL RESULTS

Project: Plant Bowen AP-1st SA
Pace Project No.: 92841933

Sample: BOW-BGWC-10 **Lab ID: 92841933010** Collected: 02/04/26 10:40 Received: 02/06/26 17:20 Matrix: Water

Parameters	Results	Units	Report Limit	MDL	DF	Prepared	Analyzed	CAS No.	Qual
Metals (ICPMS) 6020B	Analytical Method: EPA 6020B Preparation Method: 3015 Pace National - Mt. Juliet								
Lithium	**0.000801J**	mg/L	0.00200	0.000600	1	02/13/26 07:33	02/13/26 16:30	7439-93-2	J
2320B Alkalinity	Analytical Method: SM 2320B-2021 Pace Analytical Services - Asheville								
Alkalinity,Bicarbonate (CaCO3)	**202**	mg/L	5.0	5.0	1		02/12/26 09:02		
Alkalinity,Carbonate (CaCO3)	ND	mg/L	5.0	5.0	1		02/12/26 09:02		
Alkalinity, Total as CaCO3	**202**	mg/L	5.0	5.0	1		02/12/26 09:02		
2540C Total Dissolved Solids	Analytical Method: SM 2540C-2020 Pace Analytical Services - Asheville								
Total Dissolved Solids	**421**	mg/L	25.0	25.0	1		02/10/26 07:25		
4500S2D Sulfide Water	Analytical Method: SM 4500-S2D-2021 Pace Analytical Services - Asheville								
Sulfide	ND	mg/L	0.10	0.022	1		02/11/26 04:27	18496-25-8	
300.0 IC Anions 28 Days	Analytical Method: EPA 300.0 Rev 2.1 1993 Pace Analytical Services - Asheville								
Chloride	**29.2**	mg/L	1.0	0.60	1		02/10/26 09:19	16887-00-6	
Fluoride	**0.068J**	mg/L	0.10	0.050	1		02/10/26 09:19	16984-48-8	
Sulfate	**103**	mg/L	2.0	1.0	2		02/10/26 19:07	14808-79-8	
WC 6020B MET ICPMS	Analytical Method: EPA 6020B Preparation Method: EPA 3005A Pace Analytical Services - West Columbia								
Antimony	ND	mg/L	0.0020	0.00043	1	02/10/26 14:25	02/27/26 14:40	7440-36-0	
Arsenic	**0.0041**	mg/L	0.0020	0.00041	1	02/10/26 14:25	02/27/26 14:40	7440-38-2	
Barium	**0.042**	mg/L	0.0050	0.00056	1	02/10/26 14:25	02/27/26 14:40	7440-39-3	
Beryllium	ND	mg/L	0.00040	0.00015	1	02/10/26 14:25	02/27/26 14:40	7440-41-7	
Boron	**0.60**	mg/L	0.20	0.037	5	02/10/26 14:25	02/27/26 14:49	7440-42-8	
Cadmium	ND	mg/L	0.00050	0.00010	1	02/10/26 14:25	02/27/26 14:40	7440-43-9	
Calcium	**70.7**	mg/L	2.0	0.50	5	02/10/26 14:25	02/27/26 14:49	7440-70-2	2g
Chromium	**0.00028J**	mg/L	0.0050	0.00024	1	02/10/26 14:25	02/27/26 14:40	7440-47-3	
Cobalt	**0.00061J**	mg/L	0.0050	0.00012	1	02/10/26 14:25	02/27/26 14:40	7440-48-4	
Iron	**0.32**	mg/L	0.040	0.016	1	02/10/26 14:25	02/27/26 14:40	7439-89-6	
Lead	ND	mg/L	0.0010	0.00027	1	02/10/26 14:25	02/27/26 14:40	7439-92-1	
Magnesium	**32.5**	mg/L	0.25	0.12	5	02/10/26 14:25	02/27/26 14:49	7439-95-4	
Manganese	**0.025**	mg/L	0.0050	0.0013	1	02/10/26 14:25	02/27/26 14:40	7439-96-5	
Molybdenum	**0.0023J**	mg/L	0.010	0.0020	1	02/10/26 14:25	02/27/26 14:40	7439-98-7	
Potassium	**2.4**	mg/L	0.40	0.13	1	02/10/26 14:25	02/27/26 14:40	7440-09-7	
Selenium	ND	mg/L	0.0050	0.00050	1	02/10/26 14:25	02/27/26 14:40	7782-49-2	
Sodium	**17.8**	mg/L	0.40	0.083	1	02/10/26 14:25	02/27/26 14:40	7440-23-5	
Thallium	ND	mg/L	0.00050	0.00017	1	02/10/26 14:25	02/27/26 14:40	7440-28-0	CU

This report shall not be reproduced, except in full,
without the written consent of Pace Analytical Services, LLC.

Pace Analytical Services, LLC
9800 Kincey Ave. Suite 100
Huntersville, NC 28078
(704)875-9092

ANALYTICAL RESULTS

Project: Plant Bowen AP-1st SA
Pace Project No.: 92841933

Sample: BOW-BGWC-10 **Lab ID: 92841933010** Collected: 02/04/26 10:40 Received: 02/06/26 17:20 Matrix: Water

Parameters	Results	Units	Report Limit	MDL	DF	Prepared	Analyzed	CAS No.	Qual
WCOL 7470 Mercury	Analytical Method: EPA 7470A Preparation Method: EPA 7470A Pace Analytical Services - West Columbia								
Mercury	ND	mg/L	0.00020	0.000091	1	02/10/26 18:30	02/17/26 20:11	7439-97-6	

This report shall not be reproduced, except in full,
without the written consent of Pace Analytical Services, LLC.

Pace Analytical Services, LLC
9800 Kincey Ave. Suite 100
Huntersville, NC 28078
(704)875-9092

ANALYTICAL RESULTS

Project: Plant Bowen AP-1st SA
Pace Project No.: 92841933

Sample: BOW-BGWC-12 **Lab ID: 92841933011** Collected: 02/03/26 15:24 Received: 02/06/26 17:20 Matrix: Water

Parameters	Results	Units	Report Limit	MDL	DF	Prepared	Analyzed	CAS No.	Qual
Metals (ICPMS) 6020B	Analytical Method: EPA 6020B Preparation Method: 3015 Pace National - Mt. Juliet								
Lithium	**0.00181J**	mg/L	0.00200	0.000600	1	02/13/26 07:33	02/13/26 16:33	7439-93-2	J
2320B Alkalinity	Analytical Method: SM 2320B-2021 Pace Analytical Services - Asheville								
Alkalinity,Bicarbonate (CaCO3)	**338**	mg/L	5.0	5.0	1		02/12/26 00:18		
Alkalinity,Carbonate (CaCO3)	ND	mg/L	5.0	5.0	1		02/12/26 00:18		
Alkalinity, Total as CaCO3	**338**	mg/L	5.0	5.0	1		02/12/26 00:18		
2540C Total Dissolved Solids	Analytical Method: SM 2540C-2020 Pace Analytical Services - Asheville								
Total Dissolved Solids	**1220**	mg/L	50.0	50.0	1		02/10/26 07:24		
4500S2D Sulfide Water	Analytical Method: SM 4500-S2D-2021 Pace Analytical Services - Asheville								
Sulfide	ND	mg/L	0.10	0.022	1		02/10/26 21:47	18496-25-8	
300.0 IC Anions 28 Days	Analytical Method: EPA 300.0 Rev 2.1 1993 Pace Analytical Services - Asheville								
Chloride	**13.4**	mg/L	1.0	0.60	1		02/10/26 09:34	16887-00-6	
Fluoride	**0.083J**	mg/L	0.10	0.050	1		02/10/26 09:34	16984-48-8	
Sulfate	**520**	mg/L	11.0	5.5	11		02/10/26 19:21	14808-79-8	
WC 6020B MET ICPMS	Analytical Method: EPA 6020B Preparation Method: EPA 3005A Pace Analytical Services - West Columbia								
Antimony	ND	mg/L	0.0020	0.00043	1	02/10/26 14:25	02/27/26 15:17	7440-36-0	
Arsenic	**0.00078J**	mg/L	0.0020	0.00041	1	02/10/26 14:25	02/27/26 15:17	7440-38-2	
Barium	**0.054**	mg/L	0.0050	0.00056	1	02/10/26 14:25	02/27/26 15:17	7440-39-3	
Beryllium	ND	mg/L	0.00040	0.00015	1	02/10/26 14:25	02/27/26 15:17	7440-41-7	
Boron	**2.3**	mg/L	0.40	0.073	10	02/10/26 14:25	02/27/26 15:26	7440-42-8	
Cadmium	ND	mg/L	0.00050	0.00010	1	02/10/26 14:25	02/27/26 15:17	7440-43-9	
Calcium	**230**	mg/L	4.0	1.0	10	02/10/26 14:25	03/02/26 14:41	7440-70-2	
Chromium	**0.00043J**	mg/L	0.0050	0.00024	1	02/10/26 14:25	02/27/26 15:17	7440-47-3	
Cobalt	**0.00034J**	mg/L	0.0050	0.00012	1	02/10/26 14:25	02/27/26 15:17	7440-48-4	
Iron	**0.25**	mg/L	0.040	0.016	1	02/10/26 14:25	02/27/26 15:17	7439-89-6	
Lead	ND	mg/L	0.0010	0.00027	1	02/10/26 14:25	02/27/26 15:17	7439-92-1	
Magnesium	**76.9**	mg/L	0.50	0.24	10	02/10/26 14:25	02/27/26 15:26	7439-95-4	
Manganese	ND	mg/L	0.0050	0.0013	1	02/10/26 14:25	02/27/26 15:17	7439-96-5	
Molybdenum	ND	mg/L	0.010	0.0020	1	02/10/26 14:25	02/27/26 15:17	7439-98-7	
Potassium	**3.7**	mg/L	0.40	0.13	1	02/10/26 14:25	03/02/26 14:38	7440-09-7	
Selenium	**0.0010J**	mg/L	0.0050	0.00050	1	02/10/26 14:25	02/27/26 15:17	7782-49-2	
Sodium	**50.6**	mg/L	4.0	0.83	10	02/10/26 14:25	02/27/26 15:26	7440-23-5	
Thallium	ND	mg/L	0.00050	0.00017	1	02/10/26 14:25	02/27/26 15:17	7440-28-0	CU

This report shall not be reproduced, except in full,
without the written consent of Pace Analytical Services, LLC.

Pace Analytical Services, LLC
9800 Kincey Ave. Suite 100
Huntersville, NC 28078
(704)875-9092

ANALYTICAL RESULTS

Project: Plant Bowen AP-1st SA
Pace Project No.: 92841933

Sample: BOW-BGWC-12 **Lab ID: 92841933011** Collected: 02/03/26 15:24 Received: 02/06/26 17:20 Matrix: Water

Parameters	Results	Units	Report Limit	MDL	DF	Prepared	Analyzed	CAS No.	Qual
WCOL 7470 Mercury	Analytical Method: EPA 7470A Preparation Method: EPA 7470A Pace Analytical Services - West Columbia								
Mercury	ND	mg/L	0.00020	0.000091	1	02/10/26 18:30	02/17/26 20:18	7439-97-6	

This report shall not be reproduced, except in full,
without the written consent of Pace Analytical Services, LLC.

Pace Analytical Services, LLC
9800 Kincey Ave. Suite 100
Huntersville, NC 28078
(704)875-9092

ANALYTICAL RESULTS

Project: Plant Bowen AP-1st SA
Pace Project No.: 92841933

Sample: BOW-BGWC-14A **Lab ID: 92841933012** Collected: 02/04/26 12:04 Received: 02/06/26 17:20 Matrix: Water

Parameters	Results	Units	Report Limit	MDL	DF	Prepared	Analyzed	CAS No.	Qual
Metals (ICPMS) 6020B	Analytical Method: EPA 6020B Preparation Method: 3015 Pace National - Mt. Juliet								
Lithium	**0.00166J**	mg/L	0.00200	0.000600	1	02/13/26 07:33	02/13/26 16:36	7439-93-2	J
2320B Alkalinity	Analytical Method: SM 2320B-2021 Pace Analytical Services - Asheville								
Alkalinity,Bicarbonate (CaCO3)	**208**	mg/L	5.0	5.0	1		02/12/26 09:10		
Alkalinity,Carbonate (CaCO3)	ND	mg/L	5.0	5.0	1		02/12/26 09:10		
Alkalinity, Total as CaCO3	**208**	mg/L	5.0	5.0	1		02/12/26 09:10		
2540C Total Dissolved Solids	Analytical Method: SM 2540C-2020 Pace Analytical Services - Asheville								
Total Dissolved Solids	**1110**	mg/L	50.0	50.0	1		02/10/26 07:25		
4500S2D Sulfide Water	Analytical Method: SM 4500-S2D-2021 Pace Analytical Services - Asheville								
Sulfide	ND	mg/L	0.10	0.022	1		02/11/26 04:28	18496-25-8	
300.0 IC Anions 28 Days	Analytical Method: EPA 300.0 Rev 2.1 1993 Pace Analytical Services - Asheville								
Chloride	**20.2**	mg/L	1.0	0.60	1		02/10/26 10:34	16887-00-6	
Fluoride	**0.070J**	mg/L	0.10	0.050	1		02/10/26 10:34	16984-48-8	
Sulfate	**542**	mg/L	12.0	6.0	12		02/10/26 19:36	14808-79-8	
WC 6020B MET ICPMS	Analytical Method: EPA 6020B Preparation Method: EPA 3005A Pace Analytical Services - West Columbia								
Antimony	ND	mg/L	0.0020	0.00043	1	02/10/26 14:25	02/27/26 15:35	7440-36-0	
Arsenic	**0.00070J**	mg/L	0.0020	0.00041	1	02/10/26 14:25	02/27/26 15:35	7440-38-2	
Barium	**0.034**	mg/L	0.0050	0.00056	1	02/10/26 14:25	02/27/26 15:35	7440-39-3	
Beryllium	ND	mg/L	0.00040	0.00015	1	02/10/26 14:25	02/27/26 15:35	7440-41-7	
Boron	**1.9**	mg/L	0.40	0.073	10	02/10/26 14:25	02/27/26 15:44	7440-42-8	
Cadmium	**0.00084**	mg/L	0.00050	0.00010	1	02/10/26 14:25	02/27/26 15:35	7440-43-9	
Calcium	**229**	mg/L	4.0	1.0	10	02/10/26 14:25	03/02/26 14:47	7440-70-2	
Chromium	ND	mg/L	0.0050	0.00024	1	02/10/26 14:25	02/27/26 15:35	7440-47-3	
Cobalt	**0.0012J**	mg/L	0.0050	0.00012	1	02/10/26 14:25	02/27/26 15:35	7440-48-4	
Iron	**0.26**	mg/L	0.040	0.016	1	02/10/26 14:25	02/27/26 15:35	7439-89-6	
Lead	ND	mg/L	0.0010	0.00027	1	02/10/26 14:25	02/27/26 15:35	7439-92-1	
Magnesium	**56.1**	mg/L	0.50	0.24	10	02/10/26 14:25	02/27/26 15:44	7439-95-4	
Manganese	**1.7**	mg/L	0.050	0.013	10	02/10/26 14:25	02/27/26 15:44	7439-96-5	
Molybdenum	ND	mg/L	0.010	0.0020	1	02/10/26 14:25	02/27/26 15:35	7439-98-7	
Potassium	**6.3**	mg/L	0.40	0.13	1	02/10/26 14:25	03/02/26 14:44	7440-09-7	
Selenium	**0.00064J**	mg/L	0.0050	0.00050	1	02/10/26 14:25	02/27/26 15:35	7782-49-2	
Sodium	**32.0**	mg/L	4.0	0.83	10	02/10/26 14:25	02/27/26 15:44	7440-23-5	
Thallium	**0.00068**	mg/L	0.00050	0.00017	1	02/10/26 14:25	03/02/26 14:44	7440-28-0	

This report shall not be reproduced, except in full,
without the written consent of Pace Analytical Services, LLC.

Pace Analytical Services, LLC
9800 Kincey Ave. Suite 100
Huntersville, NC 28078
(704)875-9092

ANALYTICAL RESULTS

Project: Plant Bowen AP-1st SA
Pace Project No.: 92841933

Sample: BOW-BGWC-14A **Lab ID: 92841933012** Collected: 02/04/26 12:04 Received: 02/06/26 17:20 Matrix: Water

Parameters	Results	Units	Report Limit	MDL	DF	Prepared	Analyzed	CAS No.	Qual
WCOL 7470 Mercury	Analytical Method: EPA 7470A Preparation Method: EPA 7470A Pace Analytical Services - West Columbia								
Mercury	ND	mg/L	0.00020	0.000091	1	02/10/26 18:30	02/17/26 20:26	7439-97-6	

This report shall not be reproduced, except in full,
without the written consent of Pace Analytical Services, LLC.

Pace Analytical Services, LLC
9800 Kincey Ave. Suite 100
Huntersville, NC 28078
(704)875-9092

ANALYTICAL RESULTS

Project: Plant Bowen AP-1st SA
Pace Project No.: 92841933

Sample: BOW-BGWC-16 **Lab ID: 92841933013** Collected: 02/04/26 11:00 Received: 02/06/26 17:20 Matrix: Water

Parameters	Results	Units	Report Limit	MDL	DF	Prepared	Analyzed	CAS No.	Qual
Metals (ICPMS) 6020B	Analytical Method: EPA 6020B Preparation Method: 3015 Pace National - Mt. Juliet								
Lithium	ND	mg/L	0.00200	0.000600	1	02/13/26 07:33	02/13/26 16:39	7439-93-2	
2320B Alkalinity	Analytical Method: SM 2320B-2021 Pace Analytical Services - Asheville								
Alkalinity,Bicarbonate (CaCO3)	**108**	mg/L	5.0	5.0	1		02/12/26 09:26		
Alkalinity,Carbonate (CaCO3)	ND	mg/L	5.0	5.0	1		02/12/26 09:26		
Alkalinity, Total as CaCO3	**108**	mg/L	5.0	5.0	1		02/12/26 09:26		
2540C Total Dissolved Solids	Analytical Method: SM 2540C-2020 Pace Analytical Services - Asheville								
Total Dissolved Solids	**916**	mg/L	50.0	50.0	1		02/10/26 07:26		
4500S2D Sulfide Water	Analytical Method: SM 4500-S2D-2021 Pace Analytical Services - Asheville								
Sulfide	ND	mg/L	0.10	0.022	1		02/11/26 04:28	18496-25-8	
300.0 IC Anions 28 Days	Analytical Method: EPA 300.0 Rev 2.1 1993 Pace Analytical Services - Asheville								
Chloride	**10.1**	mg/L	1.0	0.60	1		02/10/26 10:48	16887-00-6	
Fluoride	**0.092J**	mg/L	0.10	0.050	1		02/10/26 10:48	16984-48-8	
Sulfate	**470**	mg/L	10.0	5.0	10		02/10/26 19:50	14808-79-8	
WC 6020B MET ICPMS	Analytical Method: EPA 6020B Preparation Method: EPA 3005A Pace Analytical Services - West Columbia								
Antimony	ND	mg/L	0.0020	0.00043	1	02/10/26 14:25	02/27/26 15:54	7440-36-0	
Arsenic	**0.00077J**	mg/L	0.0020	0.00041	1	02/10/26 14:25	02/27/26 15:54	7440-38-2	
Barium	**0.022**	mg/L	0.0050	0.00056	1	02/10/26 14:25	02/27/26 15:54	7440-39-3	
Beryllium	**0.00036J**	mg/L	0.00040	0.00015	1	02/10/26 14:25	02/27/26 15:54	7440-41-7	
Boron	**2.6**	mg/L	1.0	0.18	25	02/10/26 14:25	02/27/26 16:03	7440-42-8	
Cadmium	**0.0029**	mg/L	0.00050	0.00010	1	02/10/26 14:25	02/27/26 15:54	7440-43-9	
Calcium	**199**	mg/L	10.0	2.5	25	02/10/26 14:25	03/02/26 14:54	7440-70-2	
Chromium	**0.00032J**	mg/L	0.0050	0.00024	1	02/10/26 14:25	02/27/26 15:54	7440-47-3	
Cobalt	**0.011**	mg/L	0.0050	0.00012	1	02/10/26 14:25	02/27/26 15:54	7440-48-4	
Iron	**0.22**	mg/L	0.040	0.016	1	02/10/26 14:25	02/27/26 15:54	7439-89-6	
Lead	**0.00029J**	mg/L	0.0010	0.00027	1	02/10/26 14:25	02/27/26 15:54	7439-92-1	
Magnesium	**26.5**	mg/L	1.2	0.61	25	02/10/26 14:25	02/27/26 16:03	7439-95-4	
Manganese	**4.8**	mg/L	0.12	0.032	25	02/10/26 14:25	02/27/26 16:03	7439-96-5	
Molybdenum	ND	mg/L	0.010	0.0020	1	02/10/26 14:25	02/27/26 15:54	7439-98-7	
Potassium	**6.0**	mg/L	0.40	0.13	1	02/10/26 14:25	03/02/26 14:51	7440-09-7	
Selenium	**0.0022J**	mg/L	0.0050	0.00050	1	02/10/26 14:25	02/27/26 15:54	7782-49-2	
Sodium	**39.4**	mg/L	10.0	2.1	25	02/10/26 14:25	02/27/26 16:03	7440-23-5	
Thallium	**0.00023J**	mg/L	0.00050	0.00017	1	02/10/26 14:25	02/27/26 15:54	7440-28-0	CU

This report shall not be reproduced, except in full,
without the written consent of Pace Analytical Services, LLC.

Pace Analytical Services, LLC
9800 Kincey Ave. Suite 100
Huntersville, NC 28078
(704)875-9092

ANALYTICAL RESULTS

Project: Plant Bowen AP-1st SA
Pace Project No.: 92841933

Sample: BOW-BGWC-16 **Lab ID: 92841933013** Collected: 02/04/26 11:00 Received: 02/06/26 17:20 Matrix: Water

Parameters	Results	Units	Report Limit	MDL	DF	Prepared	Analyzed	CAS No.	Qual
WCOL 7470 Mercury	Analytical Method: EPA 7470A Preparation Method: EPA 7470A Pace Analytical Services - West Columbia								
Mercury	ND	mg/L	0.00020	0.000091	1	02/10/26 18:30	02/17/26 20:28	7439-97-6	

This report shall not be reproduced, except in full,
without the written consent of Pace Analytical Services, LLC.

Pace Analytical Services, LLC
9800 Kincey Ave. Suite 100
Huntersville, NC 28078
(704)875-9092

ANALYTICAL RESULTS

Project: Plant Bowen AP-1st SA
Pace Project No.: 92841933

Sample: BOW-BGWC-17 **Lab ID: 92841933014** Collected: 02/04/26 13:35 Received: 02/06/26 17:20 Matrix: Water

Parameters	Results	Units	Report Limit	MDL	DF	Prepared	Analyzed	CAS No.	Qual
Metals (ICPMS) 6020B	Analytical Method: EPA 6020B Preparation Method: 3015								
	Pace National - Mt. Juliet								
Lithium	ND	mg/L	0.00200	0.000600	1	02/13/26 07:33	02/13/26 16:42	7439-93-2	
2320B Alkalinity	Analytical Method: SM 2320B-2021								
	Pace Analytical Services - Asheville								
Alkalinity,Bicarbonate (CaCO3)	**166**	mg/L	5.0	5.0	1		02/12/26 09:33		
Alkalinity,Carbonate (CaCO3)	ND	mg/L	5.0	5.0	1		02/12/26 09:33		
Alkalinity, Total as CaCO3	**166**	mg/L	5.0	5.0	1		02/12/26 09:33		
2540C Total Dissolved Solids	Analytical Method: SM 2540C-2020								
	Pace Analytical Services - Asheville								
Total Dissolved Solids	**441**	mg/L	25.0	25.0	1		02/10/26 15:49		
4500S2D Sulfide Water	Analytical Method: SM 4500-S2D-2021								
	Pace Analytical Services - Asheville								
Sulfide	ND	mg/L	0.10	0.022	1		02/11/26 04:29	18496-25-8	
300.0 IC Anions 28 Days	Analytical Method: EPA 300.0 Rev 2.1 1993								
	Pace Analytical Services - Asheville								
Chloride	**30.7**	mg/L	1.0	0.60	1		02/10/26 11:03	16887-00-6	
Fluoride	**0.13**	mg/L	0.10	0.050	1		02/10/26 11:03	16984-48-8	
Sulfate	**128**	mg/L	3.0	1.5	3		02/10/26 20:05	14808-79-8	
WC 6020B MET ICPMS	Analytical Method: EPA 6020B Preparation Method: EPA 3005A								
	Pace Analytical Services - West Columbia								
Antimony	ND	mg/L	0.0020	0.00043	1	02/10/26 14:25	02/27/26 16:12	7440-36-0	
Arsenic	ND	mg/L	0.0020	0.00041	1	02/10/26 14:25	02/27/26 16:12	7440-38-2	
Barium	**0.015**	mg/L	0.0050	0.00056	1	02/10/26 14:25	02/27/26 16:12	7440-39-3	
Beryllium	ND	mg/L	0.00040	0.00015	1	02/10/26 14:25	02/27/26 16:12	7440-41-7	
Boron	**1.2**	mg/L	0.40	0.073	10	02/10/26 14:25	02/27/26 16:21	7440-42-8	
Cadmium	**0.00026J**	mg/L	0.00050	0.00010	1	02/10/26 14:25	02/27/26 16:12	7440-43-9	
Calcium	**91.0**	mg/L	4.0	1.0	10	02/10/26 14:25	03/02/26 15:00	7440-70-2	
Chromium	**0.00031J**	mg/L	0.0050	0.00024	1	02/10/26 14:25	02/27/26 16:12	7440-47-3	
Cobalt	ND	mg/L	0.0050	0.00012	1	02/10/26 14:25	02/27/26 16:12	7440-48-4	
Iron	**0.092**	mg/L	0.040	0.016	1	02/10/26 14:25	02/27/26 16:12	7439-89-6	
Lead	ND	mg/L	0.0010	0.00027	1	02/10/26 14:25	02/27/26 16:12	7439-92-1	
Magnesium	**29.6**	mg/L	0.050	0.024	1	02/10/26 14:25	02/27/26 16:12	7439-95-4	
Manganese	**0.25**	mg/L	0.0050	0.0013	1	02/10/26 14:25	02/27/26 16:12	7439-96-5	
Molybdenum	ND	mg/L	0.010	0.0020	1	02/10/26 14:25	02/27/26 16:12	7439-98-7	
Potassium	**2.6**	mg/L	0.40	0.13	1	02/10/26 14:25	03/02/26 14:57	7440-09-7	
Selenium	ND	mg/L	0.0050	0.00050	1	02/10/26 14:25	02/27/26 16:12	7782-49-2	
Sodium	**10.1**	mg/L	0.40	0.083	1	02/10/26 14:25	02/27/26 16:12	7440-23-5	
Thallium	ND	mg/L	0.00050	0.00017	1	02/10/26 14:25	02/27/26 16:12	7440-28-0	CU

This report shall not be reproduced, except in full,
without the written consent of Pace Analytical Services, LLC.

Pace Analytical Services, LLC
9800 Kincey Ave. Suite 100
Huntersville, NC 28078
(704)875-9092

ANALYTICAL RESULTS

Project: Plant Bowen AP-1st SA
Pace Project No.: 92841933

Sample: BOW-BGWC-17 **Lab ID: 92841933014** Collected: 02/04/26 13:35 Received: 02/06/26 17:20 Matrix: Water

Parameters	Results	Units	Report Limit	MDL	DF	Prepared	Analyzed	CAS No.	Qual
WCOL 7470 Mercury	Analytical Method: EPA 7470A Preparation Method: EPA 7470A Pace Analytical Services - West Columbia								
Mercury	**0.00017J**	mg/L	0.00020	0.000091	1	02/10/26 18:30	02/17/26 20:31	7439-97-6	

This report shall not be reproduced, except in full,
without the written consent of Pace Analytical Services, LLC.

Pace Analytical Services, LLC
9800 Kincey Ave. Suite 100
Huntersville, NC 28078
(704)875-9092

ANALYTICAL RESULTS

Project: Plant Bowen AP-1st SA
Pace Project No.: 92841933

Sample: BOW-BGWC-18 **Lab ID: 92841933015** Collected: 02/04/26 15:20 Received: 02/06/26 17:20 Matrix: Water

Parameters	Results	Units	Report Limit	MDL	DF	Prepared	Analyzed	CAS No.	Qual
Metals (ICPMS) 6020B	Analytical Method: EPA 6020B Preparation Method: 3015								
	Pace National - Mt. Juliet								
Lithium	ND	mg/L	0.00200	0.000600	1	02/13/26 07:33	02/13/26 16:45	7439-93-2	
2320B Alkalinity	Analytical Method: SM 2320B-2021								
	Pace Analytical Services - Asheville								
Alkalinity,Bicarbonate (CaCO3)	**155**	mg/L	5.0	5.0	1		02/12/26 09:40		
Alkalinity,Carbonate (CaCO3)	ND	mg/L	5.0	5.0	1		02/12/26 09:40		
Alkalinity, Total as CaCO3	**155**	mg/L	5.0	5.0	1		02/12/26 09:40		
2540C Total Dissolved Solids	Analytical Method: SM 2540C-2020								
	Pace Analytical Services - Asheville								
Total Dissolved Solids	**240**	mg/L	25.0	25.0	1		02/10/26 15:49		
4500S2D Sulfide Water	Analytical Method: SM 4500-S2D-2021								
	Pace Analytical Services - Asheville								
Sulfide	ND	mg/L	0.10	0.022	1		02/11/26 04:29	18496-25-8	
300.0 IC Anions 28 Days	Analytical Method: EPA 300.0 Rev 2.1 1993								
	Pace Analytical Services - Asheville								
Chloride	**3.4**	mg/L	1.0	0.60	1		02/10/26 11:18	16887-00-6	
Fluoride	**0.057J**	mg/L	0.10	0.050	1		02/10/26 11:18	16984-48-8	
Sulfate	**56.5**	mg/L	1.0	0.50	1		02/10/26 11:18	14808-79-8	
WC 6020B MET ICPMS	Analytical Method: EPA 6020B Preparation Method: EPA 3005A								
	Pace Analytical Services - West Columbia								
Antimony	ND	mg/L	0.0020	0.00043	1	02/10/26 14:25	02/27/26 16:31	7440-36-0	
Arsenic	ND	mg/L	0.0020	0.00041	1	02/10/26 14:25	02/27/26 16:31	7440-38-2	
Barium	**0.032**	mg/L	0.0050	0.00056	1	02/10/26 14:25	02/27/26 16:31	7440-39-3	
Beryllium	ND	mg/L	0.00040	0.00015	1	02/10/26 14:25	02/27/26 16:31	7440-41-7	
Boron	**0.53**	mg/L	0.20	0.037	5	02/10/26 14:25	02/27/26 16:40	7440-42-8	
Cadmium	ND	mg/L	0.00050	0.00010	1	02/10/26 14:25	02/27/26 16:31	7440-43-9	
Calcium	**53.7**	mg/L	2.0	0.50	5	02/10/26 14:25	03/02/26 15:06	7440-70-2	
Chromium	**0.00038J**	mg/L	0.0050	0.00024	1	02/10/26 14:25	02/27/26 16:31	7440-47-3	
Cobalt	ND	mg/L	0.0050	0.00012	1	02/10/26 14:25	02/27/26 16:31	7440-48-4	
Iron	**0.056**	mg/L	0.040	0.016	1	02/10/26 14:25	02/27/26 16:31	7439-89-6	
Lead	ND	mg/L	0.0010	0.00027	1	02/10/26 14:25	02/27/26 16:31	7439-92-1	
Magnesium	**20.8**	mg/L	0.050	0.024	1	02/10/26 14:25	02/27/26 16:31	7439-95-4	
Manganese	ND	mg/L	0.0050	0.0013	1	02/10/26 14:25	02/27/26 16:31	7439-96-5	
Molybdenum	ND	mg/L	0.010	0.0020	1	02/10/26 14:25	02/27/26 16:31	7439-98-7	
Potassium	**1.4**	mg/L	0.40	0.13	1	02/10/26 14:25	03/02/26 15:03	7440-09-7	
Selenium	**0.0016J**	mg/L	0.0050	0.00050	1	02/10/26 14:25	02/27/26 16:31	7782-49-2	
Sodium	**2.2**	mg/L	0.40	0.083	1	02/10/26 14:25	02/27/26 16:31	7440-23-5	
Thallium	ND	mg/L	0.00050	0.00017	1	02/10/26 14:25	02/27/26 16:31	7440-28-0	CU

This report shall not be reproduced, except in full,
without the written consent of Pace Analytical Services, LLC.

Pace Analytical Services, LLC
9800 Kincey Ave. Suite 100
Huntersville, NC 28078
(704)875-9092

ANALYTICAL RESULTS

Project: Plant Bowen AP-1st SA
Pace Project No.: 92841933

Sample: BOW-BGWC-18 **Lab ID: 92841933015** Collected: 02/04/26 15:20 Received: 02/06/26 17:20 Matrix: Water

Parameters	Results	Units	Report Limit	MDL	DF	Prepared	Analyzed	CAS No.	Qual
WCOL 7470 Mercury	Analytical Method: EPA 7470A Preparation Method: EPA 7470A Pace Analytical Services - West Columbia								
Mercury	ND	mg/L	0.00020	0.000091	1	02/10/26 18:30	02/17/26 20:33	7439-97-6	

This report shall not be reproduced, except in full,
without the written consent of Pace Analytical Services, LLC.

Pace Analytical Services, LLC
9800 Kincey Ave. Suite 100
Huntersville, NC 28078
(704)875-9092

ANALYTICAL RESULTS

Project: Plant Bowen AP-1st SA
Pace Project No.: 92841933

Sample: BOW-BGWC-19 **Lab ID: 92841933016** Collected: 02/05/26 11:18 Received: 02/06/26 17:20 Matrix: Water

Parameters	Results	Units	Report Limit	MDL	DF	Prepared	Analyzed	CAS No.	Qual
Metals (ICPMS) 6020B	Analytical Method: EPA 6020B Preparation Method: 3015								
	Pace National - Mt. Juliet								
Lithium	ND	mg/L	0.00200	0.000600	1	02/13/26 07:33	02/13/26 16:49	7439-93-2	
2320B Alkalinity	Analytical Method: SM 2320B-2021								
	Pace Analytical Services - Asheville								
Alkalinity,Bicarbonate (CaCO3)	**180**	mg/L	5.0	5.0	1		02/14/26 15:06		
Alkalinity,Carbonate (CaCO3)	ND	mg/L	5.0	5.0	1		02/14/26 15:06		
Alkalinity, Total as CaCO3	**180**	mg/L	5.0	5.0	1		02/14/26 15:06		
2540C Total Dissolved Solids	Analytical Method: SM 2540C-2020								
	Pace Analytical Services - Asheville								
Total Dissolved Solids	**294**	mg/L	25.0	25.0	1		02/10/26 15:58		
4500S2D Sulfide Water	Analytical Method: SM 4500-S2D-2021								
	Pace Analytical Services - Asheville								
Sulfide	ND	mg/L	0.10	0.022	1		02/11/26 04:35	18496-25-8	
300.0 IC Anions 28 Days	Analytical Method: EPA 300.0 Rev 2.1 1993								
	Pace Analytical Services - Asheville								
Chloride	**4.0**	mg/L	1.0	0.60	1		02/10/26 11:33	16887-00-6	
Fluoride	**0.065J**	mg/L	0.10	0.050	1		02/10/26 11:33	16984-48-8	
Sulfate	**67.3**	mg/L	1.0	0.50	1		02/10/26 11:33	14808-79-8	
WC 6020B MET ICPMS	Analytical Method: EPA 6020B Preparation Method: EPA 3005A								
	Pace Analytical Services - West Columbia								
Antimony	ND	mg/L	0.0020	0.00043	1	02/10/26 14:25	02/27/26 17:08	7440-36-0	
Arsenic	ND	mg/L	0.0020	0.00041	1	02/10/26 14:25	02/27/26 17:08	7440-38-2	
Barium	**0.033**	mg/L	0.0050	0.00056	1	02/10/26 14:25	02/27/26 17:08	7440-39-3	
Beryllium	ND	mg/L	0.00040	0.00015	1	02/10/26 14:25	02/27/26 17:08	7440-41-7	
Boron	**0.33**	mg/L	0.20	0.037	5	02/10/26 14:25	02/27/26 17:17	7440-42-8	
Cadmium	ND	mg/L	0.00050	0.00010	1	02/10/26 14:25	02/27/26 17:08	7440-43-9	
Calcium	**65.0**	mg/L	2.0	0.50	5	02/10/26 14:25	03/02/26 15:19	7440-70-2	
Chromium	**0.00035J**	mg/L	0.0050	0.00024	1	02/10/26 14:25	02/27/26 17:08	7440-47-3	
Cobalt	ND	mg/L	0.0050	0.00012	1	02/10/26 14:25	02/27/26 17:08	7440-48-4	
Iron	**0.11**	mg/L	0.040	0.016	1	02/10/26 14:25	02/27/26 17:08	7439-89-6	
Lead	ND	mg/L	0.0010	0.00027	1	02/10/26 14:25	02/27/26 17:08	7439-92-1	
Magnesium	**24.6**	mg/L	0.050	0.024	1	02/10/26 14:25	02/27/26 17:08	7439-95-4	
Manganese	**0.0069**	mg/L	0.0050	0.0013	1	02/10/26 14:25	02/27/26 17:08	7439-96-5	
Molybdenum	ND	mg/L	0.010	0.0020	1	02/10/26 14:25	02/27/26 17:08	7439-98-7	
Potassium	**2.9**	mg/L	0.40	0.13	1	02/10/26 14:25	03/02/26 15:15	7440-09-7	
Selenium	**0.00082J**	mg/L	0.0050	0.00050	1	02/10/26 14:25	02/27/26 17:08	7782-49-2	
Sodium	**2.2**	mg/L	0.40	0.083	1	02/10/26 14:25	02/27/26 17:08	7440-23-5	
Thallium	ND	mg/L	0.00050	0.00017	1	02/10/26 14:25	02/27/26 17:08	7440-28-0	

This report shall not be reproduced, except in full,
without the written consent of Pace Analytical Services, LLC.

Pace Analytical Services, LLC
9800 Kincey Ave. Suite 100
Huntersville, NC 28078
(704)875-9092

ANALYTICAL RESULTS

Project: Plant Bowen AP-1st SA
Pace Project No.: 92841933

Sample: BOW-BGWC-19 **Lab ID: 92841933016** Collected: 02/05/26 11:18 Received: 02/06/26 17:20 Matrix: Water

Parameters	Results	Units	Report Limit	MDL	DF	Prepared	Analyzed	CAS No.	Qual
WCOL 7470 Mercury	Analytical Method: EPA 7470A Preparation Method: EPA 7470A Pace Analytical Services - West Columbia								
Mercury	ND	mg/L	0.00020	0.000091	1	02/10/26 18:30	02/17/26 20:36	7439-97-6	

This report shall not be reproduced, except in full,
without the written consent of Pace Analytical Services, LLC.

Pace Analytical Services, LLC
9800 Kincey Ave. Suite 100
Huntersville, NC 28078
(704)875-9092

ANALYTICAL RESULTS

Project: Plant Bowen AP-1st SA
Pace Project No.: 92841933

Sample: BOW-BGWC-20 **Lab ID: 92841933017** Collected: 02/05/26 14:10 Received: 02/06/26 17:20 Matrix: Water

Parameters	Results	Units	Report Limit	MDL	DF	Prepared	Analyzed	CAS No.	Qual
Metals (ICPMS) 6020B	Analytical Method: EPA 6020B Preparation Method: 3015								
	Pace National - Mt. Juliet								
Lithium	**0.0951**	mg/L	0.00200	0.000600	1	02/13/26 07:33	02/13/26 16:52	7439-93-2	
2320B Alkalinity	Analytical Method: SM 2320B-2021								
	Pace Analytical Services - Asheville								
Alkalinity,Bicarbonate (CaCO3)	**94.0**	mg/L	5.0	5.0	1		02/14/26 15:18		
Alkalinity,Carbonate (CaCO3)	ND	mg/L	5.0	5.0	1		02/14/26 15:18		
Alkalinity, Total as CaCO3	**94.0**	mg/L	5.0	5.0	1		02/14/26 15:18		
2540C Total Dissolved Solids	Analytical Method: SM 2540C-2020								
	Pace Analytical Services - Asheville								
Total Dissolved Solids	**1360**	mg/L	125	125	1		02/10/26 15:58		
4500S2D Sulfide Water	Analytical Method: SM 4500-S2D-2021								
	Pace Analytical Services - Asheville								
Sulfide	ND	mg/L	0.10	0.022	1		02/11/26 04:36	18496-25-8	
300.0 IC Anions 28 Days	Analytical Method: EPA 300.0 Rev 2.1 1993								
	Pace Analytical Services - Asheville								
Chloride	**135**	mg/L	14.0	8.4	14		02/10/26 20:20	16887-00-6	
Fluoride	**0.063J**	mg/L	0.10	0.050	1		02/10/26 11:48	16984-48-8	
Sulfate	**638**	mg/L	14.0	7.0	14		02/10/26 20:20	14808-79-8	
WC 6020B MET ICPMS	Analytical Method: EPA 6020B Preparation Method: EPA 3005A								
	Pace Analytical Services - West Columbia								
Antimony	ND	mg/L	0.0020	0.00043	1	02/10/26 14:25	02/27/26 17:26	7440-36-0	
Arsenic	**0.0011J**	mg/L	0.0020	0.00041	1	02/10/26 14:25	02/27/26 17:26	7440-38-2	
Barium	**0.036**	mg/L	0.0050	0.00056	1	02/10/26 14:25	02/27/26 17:26	7440-39-3	
Beryllium	ND	mg/L	0.00040	0.00015	1	02/10/26 14:25	02/27/26 17:26	7440-41-7	
Boron	**5.4**	mg/L	2.0	0.37	50	02/10/26 14:25	03/04/26 17:38	7440-42-8	
Cadmium	ND	mg/L	0.00050	0.00010	1	02/10/26 14:25	02/27/26 17:26	7440-43-9	
Calcium	**348**	mg/L	20.0	5.0	50	02/10/26 14:25	03/02/26 15:25	7440-70-2	
Chromium	ND	mg/L	0.0050	0.00024	1	02/10/26 14:25	02/27/26 17:26	7440-47-3	
Cobalt	**0.00050J**	mg/L	0.0050	0.00012	1	02/10/26 14:25	02/27/26 17:26	7440-48-4	
Iron	**0.47**	mg/L	0.040	0.016	1	02/10/26 14:25	02/27/26 17:26	7439-89-6	
Lead	ND	mg/L	0.0010	0.00027	1	02/10/26 14:25	02/27/26 17:26	7439-92-1	
Magnesium	**46.9**	mg/L	0.25	0.12	5	02/10/26 14:25	02/27/26 17:36	7439-95-4	
Manganese	**0.96**	mg/L	0.025	0.0063	5	02/10/26 14:25	02/27/26 17:36	7439-96-5	
Molybdenum	**0.070**	mg/L	0.010	0.0020	1	02/10/26 14:25	02/27/26 17:26	7439-98-7	
Potassium	**9.9**	mg/L	0.40	0.13	1	02/10/26 14:25	03/02/26 15:22	7440-09-7	
Selenium	**0.0016J**	mg/L	0.0050	0.00050	1	02/10/26 14:25	02/27/26 17:26	7782-49-2	
Sodium	**34.6**	mg/L	2.0	0.42	5	02/10/26 14:25	02/27/26 17:36	7440-23-5	
Thallium	**0.00030J**	mg/L	0.00050	0.00017	1	02/10/26 14:25	02/27/26 17:26	7440-28-0	

This report shall not be reproduced, except in full,
without the written consent of Pace Analytical Services, LLC.

Pace Analytical Services, LLC
9800 Kincey Ave. Suite 100
Huntersville, NC 28078
(704)875-9092

ANALYTICAL RESULTS

Project: Plant Bowen AP-1st SA
Pace Project No.: 92841933

Sample: BOW-BGWC-20 **Lab ID: 92841933017** Collected: 02/05/26 14:10 Received: 02/06/26 17:20 Matrix: Water

Parameters	Results	Units	Report Limit	MDL	DF	Prepared	Analyzed	CAS No.	Qual
WCOL 7470 Mercury	Analytical Method: EPA 7470A Preparation Method: EPA 7470A Pace Analytical Services - West Columbia								
Mercury	ND	mg/L	0.00020	0.000091	1	02/10/26 18:30	02/17/26 20:39	7439-97-6	

This report shall not be reproduced, except in full,
without the written consent of Pace Analytical Services, LLC.

Pace Analytical Services, LLC
9800 Kincey Ave. Suite 100
Huntersville, NC 28078
(704)875-9092

ANALYTICAL RESULTS

Project: Plant Bowen AP-1st SA
Pace Project No.: 92841933

Sample: BOW-BGWC-21 **Lab ID: 92841933018** Collected: 02/04/26 13:02 Received: 02/06/26 17:20 Matrix: Water

Parameters	Results	Units	Report Limit	MDL	DF	Prepared	Analyzed	CAS No.	Qual
Metals (ICPMS) 6020B	Analytical Method: EPA 6020B Preparation Method: 3015								
	Pace National - Mt. Juliet								
Lithium	ND	mg/L	0.00200	0.000600	1	02/13/26 07:33	02/13/26 16:55	7439-93-2	
2320B Alkalinity	Analytical Method: SM 2320B-2021								
	Pace Analytical Services - Asheville								
Alkalinity,Bicarbonate (CaCO3)	**172**	mg/L	5.0	5.0	1		02/12/26 09:48		
Alkalinity,Carbonate (CaCO3)	ND	mg/L	5.0	5.0	1		02/12/26 09:48		
Alkalinity, Total as CaCO3	**172**	mg/L	5.0	5.0	1		02/12/26 09:48		
2540C Total Dissolved Solids	Analytical Method: SM 2540C-2020								
	Pace Analytical Services - Asheville								
Total Dissolved Solids	**262**	mg/L	25.0	25.0	1		02/10/26 15:49		
4500S2D Sulfide Water	Analytical Method: SM 4500-S2D-2021								
	Pace Analytical Services - Asheville								
Sulfide	ND	mg/L	0.10	0.022	1		02/11/26 04:30	18496-25-8	
300.0 IC Anions 28 Days	Analytical Method: EPA 300.0 Rev 2.1 1993								
	Pace Analytical Services - Asheville								
Chloride	**4.7**	mg/L	1.0	0.60	1		02/10/26 12:02	16887-00-6	
Fluoride	ND	mg/L	0.10	0.050	1		02/10/26 12:02	16984-48-8	
Sulfate	**52.2**	mg/L	1.0	0.50	1		02/10/26 12:02	14808-79-8	
WC 6020B MET ICPMS	Analytical Method: EPA 6020B Preparation Method: EPA 3005A								
	Pace Analytical Services - West Columbia								
Antimony	ND	mg/L	0.0020	0.00043	1	02/10/26 14:25	02/27/26 17:45	7440-36-0	
Arsenic	ND	mg/L	0.0020	0.00041	1	02/10/26 14:25	02/27/26 17:45	7440-38-2	
Barium	**0.019**	mg/L	0.0050	0.00056	1	02/10/26 14:25	02/27/26 17:45	7440-39-3	
Beryllium	ND	mg/L	0.00040	0.00015	1	02/10/26 14:25	02/27/26 17:45	7440-41-7	
Boron	**0.025J**	mg/L	0.040	0.0073	1	02/10/26 14:25	02/27/26 17:45	7440-42-8	
Cadmium	ND	mg/L	0.00050	0.00010	1	02/10/26 14:25	02/27/26 17:45	7440-43-9	
Calcium	**47.5**	mg/L	2.0	0.50	5	02/10/26 14:25	03/02/26 15:31	7440-70-2	
Chromium	**0.00095J**	mg/L	0.0050	0.00024	1	02/10/26 14:25	02/27/26 17:45	7440-47-3	
Cobalt	**0.0094**	mg/L	0.0050	0.00012	1	02/10/26 14:25	02/27/26 17:45	7440-48-4	
Iron	**0.069**	mg/L	0.040	0.016	1	02/10/26 14:25	02/27/26 17:45	7439-89-6	
Lead	ND	mg/L	0.0010	0.00027	1	02/10/26 14:25	02/27/26 17:45	7439-92-1	
Magnesium	**25.4**	mg/L	0.050	0.024	1	02/10/26 14:25	02/27/26 17:45	7439-95-4	
Manganese	**0.017**	mg/L	0.0050	0.0013	1	02/10/26 14:25	02/27/26 17:45	7439-96-5	
Molybdenum	**0.0051J**	mg/L	0.010	0.0020	1	02/10/26 14:25	02/27/26 17:45	7439-98-7	
Potassium	**1.6**	mg/L	0.40	0.13	1	02/10/26 14:25	03/02/26 15:28	7440-09-7	
Selenium	ND	mg/L	0.0050	0.00050	1	02/10/26 14:25	02/27/26 17:45	7782-49-2	
Sodium	**2.2**	mg/L	0.40	0.083	1	02/10/26 14:25	02/27/26 17:45	7440-23-5	
Thallium	ND	mg/L	0.00050	0.00017	1	02/10/26 14:25	02/27/26 17:45	7440-28-0	

This report shall not be reproduced, except in full,
without the written consent of Pace Analytical Services, LLC.

Pace Analytical Services, LLC
9800 Kincey Ave. Suite 100
Huntersville, NC 28078
(704)875-9092

ANALYTICAL RESULTS

Project: Plant Bowen AP-1st SA
Pace Project No.: 92841933

Sample: BOW-BGWC-21 **Lab ID: 92841933018** Collected: 02/04/26 13:02 Received: 02/06/26 17:20 Matrix: Water

Parameters	Results	Units	Report Limit	MDL	DF	Prepared	Analyzed	CAS No.	Qual
WCOL 7470 Mercury	Analytical Method: EPA 7470A Preparation Method: EPA 7470A Pace Analytical Services - West Columbia								
Mercury	ND	mg/L	0.00020	0.000091	1	02/10/26 18:30	02/17/26 20:41	7439-97-6	

This report shall not be reproduced, except in full,
without the written consent of Pace Analytical Services, LLC.

Pace Analytical Services, LLC
9800 Kincey Ave. Suite 100
Huntersville, NC 28078
(704)875-9092

ANALYTICAL RESULTS

Project: Plant Bowen AP-1st SA
Pace Project No.: 92841933

Sample: BOW-BGWC-25 **Lab ID: 92841933019** Collected: 02/04/26 14:50 Received: 02/06/26 17:20 Matrix: Water

Parameters	Results	Units	Report Limit	MDL	DF	Prepared	Analyzed	CAS No.	Qual
Metals (ICPMS) 6020B	Analytical Method: EPA 6020B Preparation Method: 3015								
	Pace National - Mt. Juliet								
Lithium	ND	mg/L	0.00200	0.000600	1	02/13/26 07:33	02/13/26 17:05	7439-93-2	
2320B Alkalinity	Analytical Method: SM 2320B-2021								
	Pace Analytical Services - Asheville								
Alkalinity,Bicarbonate (CaCO3)	**197**	mg/L	5.0	5.0	1		02/12/26 09:56		
Alkalinity,Carbonate (CaCO3)	ND	mg/L	5.0	5.0	1		02/12/26 09:56		
Alkalinity, Total as CaCO3	**197**	mg/L	5.0	5.0	1		02/12/26 09:56		
2540C Total Dissolved Solids	Analytical Method: SM 2540C-2020								
	Pace Analytical Services - Asheville								
Total Dissolved Solids	**286**	mg/L	25.0	25.0	1		02/10/26 15:50		
4500S2D Sulfide Water	Analytical Method: SM 4500-S2D-2021								
	Pace Analytical Services - Asheville								
Sulfide	**0.029J**	mg/L	0.10	0.022	1		02/11/26 04:30	18496-25-8	
300.0 IC Anions 28 Days	Analytical Method: EPA 300.0 Rev 2.1 1993								
	Pace Analytical Services - Asheville								
Chloride	**25.7**	mg/L	1.0	0.60	1		02/10/26 12:17	16887-00-6	
Fluoride	ND	mg/L	0.10	0.050	1		02/10/26 12:17	16984-48-8	
Sulfate	**44.9**	mg/L	1.0	0.50	1		02/10/26 12:17	14808-79-8	
WC 6020B MET ICPMS	Analytical Method: EPA 6020B Preparation Method: EPA 3005A								
	Pace Analytical Services - West Columbia								
Antimony	ND	mg/L	0.0020	0.00043	1	02/10/26 14:25	02/27/26 18:03	7440-36-0	
Arsenic	**0.0013J**	mg/L	0.0020	0.00041	1	02/10/26 14:25	02/27/26 18:03	7440-38-2	
Barium	**0.014**	mg/L	0.0050	0.00056	1	02/10/26 14:25	02/27/26 18:03	7440-39-3	
Beryllium	ND	mg/L	0.00040	0.00015	1	02/10/26 14:25	02/27/26 18:03	7440-41-7	
Boron	**0.16**	mg/L	0.040	0.0073	1	02/10/26 14:25	02/27/26 18:03	7440-42-8	
Cadmium	ND	mg/L	0.00050	0.00010	1	02/10/26 14:25	02/27/26 18:03	7440-43-9	
Calcium	**68.1**	mg/L	2.0	0.50	5	02/10/26 14:25	03/02/26 15:37	7440-70-2	
Chromium	**0.00025J**	mg/L	0.0050	0.00024	1	02/10/26 14:25	02/27/26 18:03	7440-47-3	
Cobalt	**0.00025J**	mg/L	0.0050	0.00012	1	02/10/26 14:25	02/27/26 18:03	7440-48-4	
Iron	**0.46**	mg/L	0.040	0.016	1	02/10/26 14:25	02/27/26 18:03	7439-89-6	
Lead	ND	mg/L	0.0010	0.00027	1	02/10/26 14:25	02/27/26 18:03	7439-92-1	
Magnesium	**26.5**	mg/L	0.050	0.024	1	02/10/26 14:25	02/27/26 18:03	7439-95-4	
Manganese	**0.24**	mg/L	0.0050	0.0013	1	02/10/26 14:25	02/27/26 18:03	7439-96-5	
Molybdenum	ND	mg/L	0.010	0.0020	1	02/10/26 14:25	02/27/26 18:03	7439-98-7	
Potassium	**0.90**	mg/L	0.40	0.13	1	02/10/26 14:25	03/02/26 15:34	7440-09-7	
Selenium	ND	mg/L	0.0050	0.00050	1	02/10/26 14:25	02/27/26 18:03	7782-49-2	
Sodium	**2.7**	mg/L	0.40	0.083	1	02/10/26 14:25	02/27/26 18:03	7440-23-5	
Thallium	ND	mg/L	0.00050	0.00017	1	02/10/26 14:25	02/27/26 18:03	7440-28-0	

This report shall not be reproduced, except in full,
without the written consent of Pace Analytical Services, LLC.

Pace Analytical Services, LLC
9800 Kincey Ave. Suite 100
Huntersville, NC 28078
(704)875-9092

ANALYTICAL RESULTS

Project: Plant Bowen AP-1st SA
Pace Project No.: 92841933

Sample: BOW-BGWC-25 **Lab ID: 92841933019** Collected: 02/04/26 14:50 Received: 02/06/26 17:20 Matrix: Water

Parameters	Results	Units	Report Limit	MDL	DF	Prepared	Analyzed	CAS No.	Qual
WCOL 7470 Mercury	Analytical Method: EPA 7470A Preparation Method: EPA 7470A Pace Analytical Services - West Columbia								
Mercury	ND	mg/L	0.00020	0.000091	1	02/10/26 18:30	02/17/26 20:49	7439-97-6	

This report shall not be reproduced, except in full,
without the written consent of Pace Analytical Services, LLC.

Pace Analytical Services, LLC
9800 Kincey Ave. Suite 100
Huntersville, NC 28078
(704)875-9092

ANALYTICAL RESULTS

Project: Plant Bowen AP-1st SA
Pace Project No.: 92841933

Sample: BOW-BGWC-31 **Lab ID: 92841933020** Collected: 02/05/26 13:27 Received: 02/06/26 17:20 Matrix: Water

Parameters	Results	Units	Report Limit	MDL	DF	Prepared	Analyzed	CAS No.	Qual
Metals (ICPMS) 6020B	Analytical Method: EPA 6020B Preparation Method: 3015								
	Pace National - Mt. Juliet								
Lithium	ND	mg/L	0.00200	0.000600	1	02/13/26 07:33	02/13/26 17:08	7439-93-2	
2320B Alkalinity	Analytical Method: SM 2320B-2021								
	Pace Analytical Services - Asheville								
Alkalinity,Bicarbonate (CaCO3)	**201**	mg/L	5.0	5.0	1		02/14/26 15:48		
Alkalinity,Carbonate (CaCO3)	ND	mg/L	5.0	5.0	1		02/14/26 15:48		
Alkalinity, Total as CaCO3	**201**	mg/L	5.0	5.0	1		02/14/26 15:48		
2540C Total Dissolved Solids	Analytical Method: SM 2540C-2020								
	Pace Analytical Services - Asheville								
Total Dissolved Solids	**443**	mg/L	25.0	25.0	1		02/11/26 12:50		
4500S2D Sulfide Water	Analytical Method: SM 4500-S2D-2021								
	Pace Analytical Services - Asheville								
Sulfide	**0.029J**	mg/L	0.10	0.022	1		02/11/26 04:36	18496-25-8	
300.0 IC Anions 28 Days	Analytical Method: EPA 300.0 Rev 2.1 1993								
	Pace Analytical Services - Asheville								
Chloride	**26.8**	mg/L	1.0	0.60	1		02/10/26 13:46	16887-00-6	
Fluoride	ND	mg/L	0.10	0.050	1		02/10/26 13:46	16984-48-8	
Sulfate	**121**	mg/L	3.0	1.5	3		02/10/26 20:34	14808-79-8	
WC 6020B MET ICPMS	Analytical Method: EPA 6020B Preparation Method: EPA 3005A								
	Pace Analytical Services - West Columbia								
Antimony	ND	mg/L	0.0020	0.00043	1	02/10/26 14:25	02/27/26 18:22	7440-36-0	
Arsenic	**0.0034**	mg/L	0.0020	0.00041	1	02/10/26 14:25	02/27/26 18:22	7440-38-2	
Barium	**0.041**	mg/L	0.0050	0.00056	1	02/10/26 14:25	02/27/26 18:22	7440-39-3	
Beryllium	ND	mg/L	0.00040	0.00015	1	02/10/26 14:25	02/27/26 18:22	7440-41-7	
Boron	**0.71**	mg/L	0.20	0.037	5	02/10/26 14:25	02/27/26 18:31	7440-42-8	
Cadmium	ND	mg/L	0.00050	0.00010	1	02/10/26 14:25	02/27/26 18:22	7440-43-9	
Calcium	**85.3**	mg/L	2.0	0.50	5	02/10/26 14:25	03/02/26 16:07	7440-70-2	
Chromium	ND	mg/L	0.0050	0.00024	1	02/10/26 14:25	02/27/26 18:22	7440-47-3	
Cobalt	**0.00017J**	mg/L	0.0050	0.00012	1	02/10/26 14:25	02/27/26 18:22	7440-48-4	
Iron	**1.7**	mg/L	0.040	0.016	1	02/10/26 14:25	02/27/26 18:22	7439-89-6	
Lead	ND	mg/L	0.0010	0.00027	1	02/10/26 14:25	02/27/26 18:22	7439-92-1	
Magnesium	**34.8**	mg/L	0.25	0.12	5	02/10/26 14:25	02/27/26 18:31	7439-95-4	
Manganese	**0.18**	mg/L	0.0050	0.0013	1	02/10/26 14:25	02/27/26 18:22	7439-96-5	
Molybdenum	ND	mg/L	0.010	0.0020	1	02/10/26 14:25	02/27/26 18:22	7439-98-7	
Potassium	**1.6**	mg/L	0.40	0.13	1	02/10/26 14:25	03/02/26 15:40	7440-09-7	
Selenium	ND	mg/L	0.0050	0.00050	1	02/10/26 14:25	02/27/26 18:22	7782-49-2	
Sodium	**7.8**	mg/L	0.40	0.083	1	02/10/26 14:25	02/27/26 18:22	7440-23-5	
Thallium	ND	mg/L	0.00050	0.00017	1	02/10/26 14:25	02/27/26 18:22	7440-28-0	

This report shall not be reproduced, except in full,
without the written consent of Pace Analytical Services, LLC.

Pace Analytical Services, LLC
9800 Kincey Ave. Suite 100
Huntersville, NC 28078
(704)875-9092

ANALYTICAL RESULTS

Project: Plant Bowen AP-1st SA
Pace Project No.: 92841933

Sample: BOW-BGWC-31 **Lab ID: 92841933020** Collected: 02/05/26 13:27 Received: 02/06/26 17:20 Matrix: Water

Parameters	Results	Units	Report Limit	MDL	DF	Prepared	Analyzed	CAS No.	Qual
WCOL 7470 Mercury	Analytical Method: EPA 7470A Preparation Method: EPA 7470A Pace Analytical Services - West Columbia								
Mercury	ND	mg/L	0.00020	0.000091	1	02/10/26 18:30	02/17/26 20:51	7439-97-6	

This report shall not be reproduced, except in full,
without the written consent of Pace Analytical Services, LLC.

Pace Analytical Services, LLC
9800 Kincey Ave. Suite 100
Huntersville, NC 28078
(704)875-9092

ANALYTICAL RESULTS

Project: Plant Bowen AP-1st SA
Pace Project No.: 92841933

Sample: BOW-BGWC-34D **Lab ID: 92841933021** Collected: 02/04/26 14:51 Received: 02/06/26 17:20 Matrix: Water

Parameters	Results	Units	Report Limit	MDL	DF	Prepared	Analyzed	CAS No.	Qual
Metals (ICPMS) 6020B	Analytical Method: EPA 6020B Preparation Method: 3015								
	Pace National - Mt. Juliet								
Lithium	ND	mg/L	0.00200	0.000600	1	02/13/26 07:33	02/13/26 17:11	7439-93-2	
2320B Alkalinity	Analytical Method: SM 2320B-2021								
	Pace Analytical Services - Asheville								
Alkalinity,Bicarbonate (CaCO3)	**227**	mg/L	5.0	5.0	1		02/12/26 10:03		
Alkalinity,Carbonate (CaCO3)	ND	mg/L	5.0	5.0	1		02/12/26 10:03		
Alkalinity, Total as CaCO3	**227**	mg/L	5.0	5.0	1		02/12/26 10:03		
2540C Total Dissolved Solids	Analytical Method: SM 2540C-2020								
	Pace Analytical Services - Asheville								
Total Dissolved Solids	**580**	mg/L	50.0	50.0	1		02/10/26 15:50		
4500S2D Sulfide Water	Analytical Method: SM 4500-S2D-2021								
	Pace Analytical Services - Asheville								
Sulfide	ND	mg/L	0.10	0.022	1		02/11/26 04:31	18496-25-8	
300.0 IC Anions 28 Days	Analytical Method: EPA 300.0 Rev 2.1 1993								
	Pace Analytical Services - Asheville								
Chloride	**52.3**	mg/L	1.0	0.60	1		02/10/26 14:01	16887-00-6	
Fluoride	ND	mg/L	0.10	0.050	1		02/10/26 14:01	16984-48-8	
Sulfate	**178**	mg/L	4.0	2.0	4		02/10/26 21:18	14808-79-8	
WC 6020B MET ICPMS	Analytical Method: EPA 6020B Preparation Method: EPA 3005A								
	Pace Analytical Services - West Columbia								
Antimony	ND	mg/L	0.0020	0.00043	1	02/10/26 14:25	02/27/26 18:59	7440-36-0	
Arsenic	**0.016**	mg/L	0.0020	0.00041	1	02/10/26 14:25	02/27/26 18:59	7440-38-2	
Barium	**0.057**	mg/L	0.0050	0.00056	1	02/10/26 14:25	02/27/26 18:59	7440-39-3	
Beryllium	ND	mg/L	0.00040	0.00015	1	02/10/26 14:25	02/27/26 18:59	7440-41-7	
Boron	**0.48**	mg/L	0.20	0.037	5	02/10/26 14:25	03/04/26 17:47	7440-42-8	
Cadmium	ND	mg/L	0.00050	0.00010	1	02/10/26 14:25	02/27/26 18:59	7440-43-9	
Calcium	**145**	mg/L	2.0	0.50	5	02/10/26 14:25	03/02/26 16:10	7440-70-2	
Chromium	**0.00050J**	mg/L	0.0050	0.00024	1	02/10/26 14:25	02/27/26 18:59	7440-47-3	
Cobalt	**0.0018J**	mg/L	0.0050	0.00012	1	02/10/26 14:25	02/27/26 18:59	7440-48-4	
Iron	**1.2**	mg/L	0.040	0.016	1	02/10/26 14:25	02/27/26 18:59	7439-89-6	
Lead	ND	mg/L	0.0010	0.00027	1	02/10/26 14:25	02/27/26 18:59	7439-92-1	
Magnesium	**39.7**	mg/L	0.25	0.12	5	02/10/26 14:25	03/02/26 16:10	7439-95-4	
Manganese	**0.022**	mg/L	0.0050	0.0013	1	02/10/26 14:25	02/27/26 18:59	7439-96-5	
Molybdenum	ND	mg/L	0.010	0.0020	1	02/10/26 14:25	02/27/26 18:59	7439-98-7	
Potassium	**1.9**	mg/L	0.40	0.13	1	02/10/26 14:25	02/27/26 18:59	7440-09-7	
Selenium	ND	mg/L	0.0050	0.00050	1	02/10/26 14:25	02/27/26 18:59	7782-49-2	
Sodium	**7.2**	mg/L	0.40	0.083	1	02/10/26 14:25	02/27/26 18:59	7440-23-5	
Thallium	ND	mg/L	0.00050	0.00017	1	02/10/26 14:25	02/27/26 18:59	7440-28-0	

This report shall not be reproduced, except in full,
without the written consent of Pace Analytical Services, LLC.

Pace Analytical Services, LLC
9800 Kincey Ave. Suite 100
Huntersville, NC 28078
(704)875-9092

ANALYTICAL RESULTS

Project: Plant Bowen AP-1st SA
Pace Project No.: 92841933

Sample: BOW-BGWC-34D **Lab ID: 92841933021** Collected: 02/04/26 14:51 Received: 02/06/26 17:20 Matrix: Water

Parameters	Results	Units	Report Limit	MDL	DF	Prepared	Analyzed	CAS No.	Qual
WCOL 7470 Mercury	Analytical Method: EPA 7470A Preparation Method: EPA 7470A Pace Analytical Services - West Columbia								
Mercury	ND	mg/L	0.00020	0.000091	1	02/10/26 18:30	02/17/26 20:54	7439-97-6	

This report shall not be reproduced, except in full,
without the written consent of Pace Analytical Services, LLC.

Pace Analytical Services, LLC
9800 Kincey Ave. Suite 100
Huntersville, NC 28078
(704)875-9092

ANALYTICAL RESULTS

Project: Plant Bowen AP-1st SA
Pace Project No.: 92841933

Sample: BOW-BGWC-36D **Lab ID: 92841933022** Collected: 02/05/26 10:56 Received: 02/06/26 17:20 Matrix: Water

Parameters	Results	Units	Report Limit	MDL	DF	Prepared	Analyzed	CAS No.	Qual
Metals (ICPMS) 6020B	Analytical Method: EPA 6020B Preparation Method: 3015 Pace National - Mt. Juliet								
Lithium	**0.00141J**	mg/L	0.00200	0.000600	1	02/13/26 07:33	02/13/26 17:14	7439-93-2	J
2320B Alkalinity	Analytical Method: SM 2320B-2021 Pace Analytical Services - Asheville								
Alkalinity,Bicarbonate (CaCO3)	**139**	mg/L	5.0	5.0	1		02/14/26 16:00		
Alkalinity,Carbonate (CaCO3)	ND	mg/L	5.0	5.0	1		02/14/26 16:00		
Alkalinity, Total as CaCO3	**139**	mg/L	5.0	5.0	1		02/14/26 16:00		
2540C Total Dissolved Solids	Analytical Method: SM 2540C-2020 Pace Analytical Services - Asheville								
Total Dissolved Solids	**708**	mg/L	50.0	50.0	1		02/11/26 12:50		
4500S2D Sulfide Water	Analytical Method: SM 4500-S2D-2021 Pace Analytical Services - Asheville								
Sulfide	ND	mg/L	0.10	0.022	1		02/11/26 04:37	18496-25-8	
300.0 IC Anions 28 Days	Analytical Method: EPA 300.0 Rev 2.1 1993 Pace Analytical Services - Asheville								
Chloride	**220**	mg/L	5.0	3.0	5		02/10/26 21:33	16887-00-6	
Fluoride	**0.11**	mg/L	0.10	0.050	1		02/10/26 14:16	16984-48-8	
Sulfate	**112**	mg/L	5.0	2.5	5		02/10/26 21:33	14808-79-8	
WC 6020B MET ICPMS	Analytical Method: EPA 6020B Preparation Method: EPA 3005A Pace Analytical Services - West Columbia								
Antimony	ND	mg/L	0.0020	0.00043	1	02/10/26 14:25	02/27/26 19:08	7440-36-0	
Arsenic	**0.00066J**	mg/L	0.0020	0.00041	1	02/10/26 14:25	02/27/26 19:08	7440-38-2	
Barium	**0.059**	mg/L	0.0050	0.00056	1	02/10/26 14:25	02/27/26 19:08	7440-39-3	
Beryllium	ND	mg/L	0.00040	0.00015	1	02/10/26 14:25	02/27/26 19:08	7440-41-7	
Boron	**4.0**	mg/L	1.0	0.18	25	02/10/26 14:25	03/04/26 17:56	7440-42-8	
Cadmium	ND	mg/L	0.00050	0.00010	1	02/10/26 14:25	02/27/26 19:08	7440-43-9	
Calcium	**163**	mg/L	10.0	2.5	25	02/10/26 14:25	03/02/26 16:13	7440-70-2	
Chromium	**0.00066J**	mg/L	0.0050	0.00024	1	02/10/26 14:25	02/27/26 19:08	7440-47-3	
Cobalt	ND	mg/L	0.0050	0.00012	1	02/10/26 14:25	02/27/26 19:08	7440-48-4	
Iron	**0.18**	mg/L	0.040	0.016	1	02/10/26 14:25	02/27/26 19:08	7439-89-6	
Lead	ND	mg/L	0.0010	0.00027	1	02/10/26 14:25	02/27/26 19:08	7439-92-1	
Magnesium	**52.8**	mg/L	1.2	0.61	25	02/10/26 14:25	03/02/26 16:13	7439-95-4	
Manganese	**0.016**	mg/L	0.0050	0.0013	1	02/10/26 14:25	02/27/26 19:08	7439-96-5	
Molybdenum	**0.0093J**	mg/L	0.010	0.0020	1	02/10/26 14:25	02/27/26 19:08	7439-98-7	
Potassium	**3.3**	mg/L	0.40	0.13	1	02/10/26 14:25	02/27/26 19:08	7440-09-7	
Selenium	**0.015**	mg/L	0.0050	0.00050	1	02/10/26 14:25	02/27/26 19:08	7782-49-2	
Sodium	**11.1**	mg/L	0.40	0.083	1	02/10/26 14:25	02/27/26 19:08	7440-23-5	
Thallium	**0.00019J**	mg/L	0.00050	0.00017	1	02/10/26 14:25	02/27/26 19:08	7440-28-0	

This report shall not be reproduced, except in full,
without the written consent of Pace Analytical Services, LLC.

Pace Analytical Services, LLC
9800 Kincey Ave. Suite 100
Huntersville, NC 28078
(704)875-9092

ANALYTICAL RESULTS

Project: Plant Bowen AP-1st SA
Pace Project No.: 92841933

Sample: BOW-BGWC-36D **Lab ID: 92841933022** Collected: 02/05/26 10:56 Received: 02/06/26 17:20 Matrix: Water

Parameters	Results	Units	Report Limit	MDL	DF	Prepared	Analyzed	CAS No.	Qual
WCOL 7470 Mercury	Analytical Method: EPA 7470A Preparation Method: EPA 7470A Pace Analytical Services - West Columbia								
Mercury	ND	mg/L	0.00020	0.000091	1	02/10/26 18:30	02/17/26 20:56	7439-97-6	

This report shall not be reproduced, except in full,
without the written consent of Pace Analytical Services, LLC.

Pace Analytical Services, LLC
9800 Kincey Ave. Suite 100
Huntersville, NC 28078
(704)875-9092

ANALYTICAL RESULTS

Project: Plant Bowen AP-1st SA
Pace Project No.: 92841933

Sample: BOW-BGWC-40 **Lab ID: 92841933023** Collected: 02/05/26 14:24 Received: 02/06/26 17:20 Matrix: Water

Parameters	Results	Units	Report Limit	MDL	DF	Prepared	Analyzed	CAS No.	Qual
Metals (ICPMS) 6020B	Analytical Method: EPA 6020B Preparation Method: 3015 Pace National - Mt. Juliet								
Lithium	ND	mg/L	0.00200	0.000600	1	02/13/26 07:33	02/13/26 17:18	7439-93-2	
2320B Alkalinity	Analytical Method: SM 2320B-2021 Pace Analytical Services - Asheville								
Alkalinity,Bicarbonate (CaCO3)	**224**	mg/L	5.0	5.0	1		02/14/26 16:10		
Alkalinity,Carbonate (CaCO3)	ND	mg/L	5.0	5.0	1		02/14/26 16:10		
Alkalinity, Total as CaCO3	**224**	mg/L	5.0	5.0	1		02/14/26 16:10		
2540C Total Dissolved Solids	Analytical Method: SM 2540C-2020 Pace Analytical Services - Asheville								
Total Dissolved Solids	**463**	mg/L	25.0	25.0	1		02/11/26 12:51		
4500S2D Sulfide Water	Analytical Method: SM 4500-S2D-2021 Pace Analytical Services - Asheville								
Sulfide	ND	mg/L	0.10	0.022	1		02/11/26 04:37	18496-25-8	
300.0 IC Anions 28 Days	Analytical Method: EPA 300.0 Rev 2.1 1993 Pace Analytical Services - Asheville								
Chloride	**57.8**	mg/L	1.0	0.60	1		02/10/26 14:31	16887-00-6	
Fluoride	**0.058J**	mg/L	0.10	0.050	1		02/10/26 14:31	16984-48-8	
Sulfate	**92.3**	mg/L	2.0	1.0	2		02/10/26 21:48	14808-79-8	
WC 6020B MET ICPMS	Analytical Method: EPA 6020B Preparation Method: EPA 3005A Pace Analytical Services - West Columbia								
Antimony	ND	mg/L	0.0020	0.00043	1	02/10/26 14:25	02/27/26 19:17	7440-36-0	
Arsenic	**0.00051J**	mg/L	0.0020	0.00041	1	02/10/26 14:25	02/27/26 19:17	7440-38-2	
Barium	**0.034**	mg/L	0.0050	0.00056	1	02/10/26 14:25	02/27/26 19:17	7440-39-3	
Beryllium	ND	mg/L	0.00040	0.00015	1	02/10/26 14:25	02/27/26 19:17	7440-41-7	
Boron	**1.7**	mg/L	1.0	0.18	25	02/10/26 14:25	03/04/26 18:24	7440-42-8	
Cadmium	ND	mg/L	0.00050	0.00010	1	02/10/26 14:25	02/27/26 19:17	7440-43-9	
Calcium	**113**	mg/L	10.0	2.5	25	02/10/26 14:25	03/02/26 16:16	7440-70-2	
Chromium	**0.00070J**	mg/L	0.0050	0.00024	1	02/10/26 14:25	02/27/26 19:17	7440-47-3	
Cobalt	**0.00040J**	mg/L	0.0050	0.00012	1	02/10/26 14:25	02/27/26 19:17	7440-48-4	
Iron	**0.19**	mg/L	0.040	0.016	1	02/10/26 14:25	02/27/26 19:17	7439-89-6	
Lead	ND	mg/L	0.0010	0.00027	1	02/10/26 14:25	02/27/26 19:17	7439-92-1	
Magnesium	**36.0**	mg/L	1.2	0.61	25	02/10/26 14:25	03/02/26 16:16	7439-95-4	
Manganese	**0.0020J**	mg/L	0.0050	0.0013	1	02/10/26 14:25	02/27/26 19:17	7439-96-5	
Molybdenum	ND	mg/L	0.010	0.0020	1	02/10/26 14:25	02/27/26 19:17	7439-98-7	
Potassium	**1.7**	mg/L	0.40	0.13	1	02/10/26 14:25	02/27/26 19:17	7440-09-7	
Selenium	**0.0076**	mg/L	0.0050	0.00050	1	02/10/26 14:25	02/27/26 19:17	7782-49-2	
Sodium	**6.3**	mg/L	0.40	0.083	1	02/10/26 14:25	02/27/26 19:17	7440-23-5	
Thallium	ND	mg/L	0.00050	0.00017	1	02/10/26 14:25	02/27/26 19:17	7440-28-0	

This report shall not be reproduced, except in full,
without the written consent of Pace Analytical Services, LLC.

Pace Analytical Services, LLC
9800 Kincey Ave. Suite 100
Huntersville, NC 28078
(704)875-9092

ANALYTICAL RESULTS

Project: Plant Bowen AP-1st SA
Pace Project No.: 92841933

Sample: BOW-BGWC-40 **Lab ID: 92841933023** Collected: 02/05/26 14:24 Received: 02/06/26 17:20 Matrix: Water

Parameters	Results	Units	Report Limit	MDL	DF	Prepared	Analyzed	CAS No.	Qual
WCOL 7470 Mercury	Analytical Method: EPA 7470A Preparation Method: EPA 7470A Pace Analytical Services - West Columbia								
Mercury	ND	mg/L	0.00020	0.000091	1	02/10/26 18:30	02/18/26 19:44	7439-97-6	

This report shall not be reproduced, except in full,
without the written consent of Pace Analytical Services, LLC.

Pace Analytical Services, LLC
9800 Kincey Ave. Suite 100
Huntersville, NC 28078
(704)875-9092

ANALYTICAL RESULTS

Project: Plant Bowen AP-1st SA
Pace Project No.: 92841933

Sample: BOW-BGWC-50D **Lab ID: 92841933024** Collected: 02/03/26 15:16 Received: 02/06/26 17:20 Matrix: Water

Parameters	Results	Units	Report Limit	MDL	DF	Prepared	Analyzed	CAS No.	Qual
Metals (ICPMS) 6020B	Analytical Method: EPA 6020B Preparation Method: 3015 Pace National - Mt. Juliet								
Lithium	**0.00173J**	mg/L	0.00200	0.000600	1	02/13/26 07:34	02/13/26 15:02	7439-93-2	J
2320B Alkalinity	Analytical Method: SM 2320B-2021 Pace Analytical Services - Asheville								
Alkalinity,Bicarbonate (CaCO3)	**293**	mg/L	5.0	5.0	1		02/12/26 00:26		
Alkalinity,Carbonate (CaCO3)	ND	mg/L	5.0	5.0	1		02/12/26 00:26		
Alkalinity, Total as CaCO3	**293**	mg/L	5.0	5.0	1		02/12/26 00:26		
2540C Total Dissolved Solids	Analytical Method: SM 2540C-2020 Pace Analytical Services - Asheville								
Total Dissolved Solids	**493**	mg/L	25.0	25.0	1		02/10/26 07:25		
4500S2D Sulfide Water	Analytical Method: SM 4500-S2D-2021 Pace Analytical Services - Asheville								
Sulfide	**0.029J**	mg/L	0.10	0.022	1		02/10/26 21:49	18496-25-8	
300.0 IC Anions 28 Days	Analytical Method: EPA 300.0 Rev 2.1 1993 Pace Analytical Services - Asheville								
Chloride	**12.8**	mg/L	1.0	0.60	1		02/10/26 14:46	16887-00-6	
Fluoride	**0.096J**	mg/L	0.10	0.050	1		02/10/26 14:46	16984-48-8	
Sulfate	**145**	mg/L	3.0	1.5	3		02/10/26 22:02	14808-79-8	
WC 6020B MET ICPMS	Analytical Method: EPA 6020B Preparation Method: EPA 3005A Pace Analytical Services - West Columbia								
Antimony	ND	mg/L	0.0020	0.00043	1	02/10/26 14:25	02/25/26 00:02	7440-36-0	
Arsenic	**0.0028**	mg/L	0.0020	0.00041	1	02/10/26 14:25	02/25/26 00:02	7440-38-2	
Barium	**0.033**	mg/L	0.0050	0.00056	1	02/10/26 14:25	02/25/26 00:02	7440-39-3	
Beryllium	ND	mg/L	0.00040	0.00015	1	02/10/26 14:25	02/25/26 00:02	7440-41-7	
Boron	**0.038J**	mg/L	0.040	0.0073	1	02/10/26 14:25	02/25/26 00:02	7440-42-8	
Cadmium	ND	mg/L	0.00050	0.00010	1	02/10/26 14:25	02/25/26 00:02	7440-43-9	
Calcium	**69.0**	mg/L	2.0	0.50	5	02/10/26 14:25	02/25/26 00:11	7440-70-2	
Chromium	**0.00027J**	mg/L	0.0050	0.00024	1	02/10/26 14:25	02/25/26 00:02	7440-47-3	
Cobalt	**0.00078J**	mg/L	0.0050	0.00012	1	02/10/26 14:25	02/25/26 00:02	7440-48-4	
Iron	**0.78**	mg/L	0.040	0.016	1	02/10/26 14:25	02/25/26 00:02	7439-89-6	
Lead	ND	mg/L	0.0010	0.00027	1	02/10/26 14:25	02/25/26 00:02	7439-92-1	
Magnesium	**31.8**	mg/L	0.25	0.12	5	02/10/26 14:25	02/25/26 00:11	7439-95-4	
Manganese	**0.040**	mg/L	0.0050	0.0013	1	02/10/26 14:25	02/25/26 00:02	7439-96-5	
Molybdenum	**0.0030J**	mg/L	0.010	0.0020	1	02/10/26 14:25	02/25/26 00:02	7439-98-7	
Potassium	**1.1**	mg/L	0.40	0.13	1	02/10/26 14:25	02/25/26 00:02	7440-09-7	
Selenium	ND	mg/L	0.0050	0.00050	1	02/10/26 14:25	02/25/26 00:02	7782-49-2	
Sodium	**67.7**	mg/L	2.0	0.42	5	02/10/26 14:25	02/25/26 00:11	7440-23-5	
Thallium	ND	mg/L	0.00050	0.00017	1	02/10/26 14:25	02/25/26 00:02	7440-28-0	

This report shall not be reproduced, except in full,
without the written consent of Pace Analytical Services, LLC.

Pace Analytical Services, LLC
9800 Kincey Ave. Suite 100
Huntersville, NC 28078
(704)875-9092

ANALYTICAL RESULTS

Project: Plant Bowen AP-1st SA
Pace Project No.: 92841933

Sample: BOW-BGWC-50D **Lab ID: 92841933024** Collected: 02/03/26 15:16 Received: 02/06/26 17:20 Matrix: Water

Parameters	Results	Units	Report Limit	MDL	DF	Prepared	Analyzed	CAS No.	Qual
WCOL 7470 Mercury	Analytical Method: EPA 7470A Preparation Method: EPA 7470A Pace Analytical Services - West Columbia								
Mercury	ND	mg/L	0.00020	0.000091	1	02/10/26 18:30	02/18/26 19:52	7439-97-6	

This report shall not be reproduced, except in full,
without the written consent of Pace Analytical Services, LLC.

Pace Analytical Services, LLC
9800 Kincey Ave. Suite 100
Huntersville, NC 28078
(704)875-9092

ANALYTICAL RESULTS

Project: Plant Bowen AP-1st SA
Pace Project No.: 92841933

Sample: BOW-BGWC-51 **Lab ID: 92841933025** Collected: 02/05/26 10:50 Received: 02/06/26 17:20 Matrix: Water

Parameters	Results	Units	Report Limit	MDL	DF	Prepared	Analyzed	CAS No.	Qual
Metals (ICPMS) 6020B	Analytical Method: EPA 6020B Preparation Method: 3015								
	Pace National - Mt. Juliet								
Lithium	ND	mg/L	0.00200	0.000600	1	02/13/26 07:34	02/13/26 15:05	7439-93-2	
2320B Alkalinity	Analytical Method: SM 2320B-2021								
	Pace Analytical Services - Asheville								
Alkalinity,Bicarbonate (CaCO3)	**145**	mg/L	5.0	5.0	1		02/14/26 16:18		
Alkalinity,Carbonate (CaCO3)	ND	mg/L	5.0	5.0	1		02/14/26 16:18		
Alkalinity, Total as CaCO3	**145**	mg/L	5.0	5.0	1		02/14/26 16:18		
2540C Total Dissolved Solids	Analytical Method: SM 2540C-2020								
	Pace Analytical Services - Asheville								
Total Dissolved Solids	**294**	mg/L	25.0	25.0	1		02/11/26 12:52		
4500S2D Sulfide Water	Analytical Method: SM 4500-S2D-2021								
	Pace Analytical Services - Asheville								
Sulfide	ND	mg/L	0.10	0.022	1		02/11/26 04:38	18496-25-8	
300.0 IC Anions 28 Days	Analytical Method: EPA 300.0 Rev 2.1 1993								
	Pace Analytical Services - Asheville								
Chloride	**32.3**	mg/L	1.0	0.60	1		02/10/26 15:00	16887-00-6	
Fluoride	**0.16**	mg/L	0.10	0.050	1		02/10/26 15:00	16984-48-8	
Sulfate	**66.0**	mg/L	1.0	0.50	1		02/10/26 15:00	14808-79-8	
WC 6020B MET ICPMS	Analytical Method: EPA 6020B Preparation Method: EPA 3005A								
	Pace Analytical Services - West Columbia								
Antimony	ND	mg/L	0.0020	0.00043	1	02/10/26 14:25	02/25/26 00:20	7440-36-0	
Arsenic	ND	mg/L	0.0020	0.00041	1	02/10/26 14:25	02/25/26 00:20	7440-38-2	
Barium	**0.0054**	mg/L	0.0050	0.00056	1	02/10/26 14:25	02/25/26 00:20	7440-39-3	
Beryllium	ND	mg/L	0.00040	0.00015	1	02/10/26 14:25	02/25/26 00:20	7440-41-7	
Boron	**1.0**	mg/L	0.20	0.037	5	02/10/26 14:25	02/25/26 00:30	7440-42-8	
Cadmium	ND	mg/L	0.00050	0.00010	1	02/10/26 14:25	02/25/26 00:20	7440-43-9	
Calcium	**70.6**	mg/L	2.0	0.50	5	02/10/26 14:25	02/25/26 00:30	7440-70-2	
Chromium	**0.00051J**	mg/L	0.0050	0.00024	1	02/10/26 14:25	02/25/26 00:20	7440-47-3	
Cobalt	ND	mg/L	0.0050	0.00012	1	02/10/26 14:25	02/25/26 00:20	7440-48-4	
Iron	**0.070**	mg/L	0.040	0.016	1	02/10/26 14:25	02/25/26 00:20	7439-89-6	
Lead	ND	mg/L	0.0010	0.00027	1	02/10/26 14:25	02/25/26 00:20	7439-92-1	
Magnesium	**16.4**	mg/L	0.050	0.024	1	02/10/26 14:25	02/25/26 00:20	7439-95-4	
Manganese	ND	mg/L	0.0050	0.0013	1	02/10/26 14:25	02/25/26 00:20	7439-96-5	
Molybdenum	ND	mg/L	0.010	0.0020	1	02/10/26 14:25	02/25/26 00:20	7439-98-7	
Potassium	**2.4**	mg/L	0.40	0.13	1	02/10/26 14:25	02/25/26 00:20	7440-09-7	
Selenium	**0.0052**	mg/L	0.0050	0.00050	1	02/10/26 14:25	02/25/26 00:20	7782-49-2	
Sodium	**6.7**	mg/L	0.40	0.083	1	02/10/26 14:25	02/25/26 00:20	7440-23-5	
Thallium	ND	mg/L	0.00050	0.00017	1	02/10/26 14:25	02/25/26 00:20	7440-28-0	

This report shall not be reproduced, except in full,
without the written consent of Pace Analytical Services, LLC.

Pace Analytical Services, LLC
9800 Kincey Ave. Suite 100
Huntersville, NC 28078
(704)875-9092

ANALYTICAL RESULTS

Project: Plant Bowen AP-1st SA
Pace Project No.: 92841933

Sample: BOW-BGWC-51 **Lab ID: 92841933025** Collected: 02/05/26 10:50 Received: 02/06/26 17:20 Matrix: Water

Parameters	Results	Units	Report Limit	MDL	DF	Prepared	Analyzed	CAS No.	Qual
WCOL 7470 Mercury	Analytical Method: EPA 7470A Preparation Method: EPA 7470A Pace Analytical Services - West Columbia								
Mercury	ND	mg/L	0.00020	0.000091	1	02/10/26 18:30	02/18/26 19:55	7439-97-6	

This report shall not be reproduced, except in full,
without the written consent of Pace Analytical Services, LLC.

Pace Analytical Services, LLC
9800 Kincey Ave. Suite 100
Huntersville, NC 28078
(704)875-9092

ANALYTICAL RESULTS

Project: Plant Bowen AP-1st SA
Pace Project No.: 92841933

Sample: BOW-BGWC-52 **Lab ID: 92841933026** Collected: 02/05/26 13:14 Received: 02/06/26 17:20 Matrix: Water

Parameters	Results	Units	Report Limit	MDL	DF	Prepared	Analyzed	CAS No.	Qual
Metals (ICPMS) 6020B	Analytical Method: EPA 6020B Preparation Method: 3015 Pace National - Mt. Juliet								
Lithium	**0.00667**	mg/L	0.00200	0.000600	1	02/13/26 07:34	02/13/26 15:08	7439-93-2	
2320B Alkalinity	Analytical Method: SM 2320B-2021 Pace Analytical Services - Asheville								
Alkalinity,Bicarbonate (CaCO3)	**84.6**	mg/L	5.0	5.0	1		02/14/26 16:27		
Alkalinity,Carbonate (CaCO3)	ND	mg/L	5.0	5.0	1		02/14/26 16:27		
Alkalinity, Total as CaCO3	**84.6**	mg/L	5.0	5.0	1		02/14/26 16:27		
2540C Total Dissolved Solids	Analytical Method: SM 2540C-2020 Pace Analytical Services - Asheville								
Total Dissolved Solids	**314**	mg/L	25.0	25.0	1		02/11/26 12:52		
4500S2D Sulfide Water	Analytical Method: SM 4500-S2D-2021 Pace Analytical Services - Asheville								
Sulfide	ND	mg/L	0.10	0.022	1		02/11/26 04:38	18496-25-8	
300.0 IC Anions 28 Days	Analytical Method: EPA 300.0 Rev 2.1 1993 Pace Analytical Services - Asheville								
Chloride	**31.9**	mg/L	1.0	0.60	1		02/10/26 15:15	16887-00-6	
Fluoride	**0.14**	mg/L	0.10	0.050	1		02/10/26 15:15	16984-48-8	
Sulfate	**99.3**	mg/L	2.0	1.0	2		02/10/26 22:17	14808-79-8	
WC 6020B MET ICPMS	Analytical Method: EPA 6020B Preparation Method: EPA 3005A Pace Analytical Services - West Columbia								
Antimony	ND	mg/L	0.0020	0.00043	1	02/10/26 14:25	02/25/26 00:39	7440-36-0	
Arsenic	**0.00044J**	mg/L	0.0020	0.00041	1	02/10/26 14:25	02/25/26 00:39	7440-38-2	
Barium	**0.024**	mg/L	0.0050	0.00056	1	02/10/26 14:25	02/25/26 00:39	7440-39-3	
Beryllium	ND	mg/L	0.00040	0.00015	1	02/10/26 14:25	02/25/26 00:39	7440-41-7	
Boron	**0.55**	mg/L	0.20	0.037	5	02/10/26 14:25	02/25/26 00:48	7440-42-8	
Cadmium	ND	mg/L	0.00050	0.00010	1	02/10/26 14:25	02/25/26 00:39	7440-43-9	
Calcium	**66.3**	mg/L	2.0	0.50	5	02/10/26 14:25	02/25/26 00:48	7440-70-2	
Chromium	**0.00044J**	mg/L	0.0050	0.00024	1	02/10/26 14:25	02/25/26 00:39	7440-47-3	
Cobalt	**0.0015J**	mg/L	0.0050	0.00012	1	02/10/26 14:25	02/25/26 00:39	7440-48-4	
Iron	**0.071**	mg/L	0.040	0.016	1	02/10/26 14:25	02/25/26 00:39	7439-89-6	
Lead	ND	mg/L	0.0010	0.00027	1	02/10/26 14:25	02/25/26 00:39	7439-92-1	
Magnesium	**9.7**	mg/L	0.050	0.024	1	02/10/26 14:25	02/25/26 00:39	7439-95-4	
Manganese	**0.0032J**	mg/L	0.0050	0.0013	1	02/10/26 14:25	02/25/26 00:39	7439-96-5	B
Molybdenum	**0.0089J**	mg/L	0.010	0.0020	1	02/10/26 14:25	02/25/26 00:39	7439-98-7	
Potassium	**3.3**	mg/L	0.40	0.13	1	02/10/26 14:25	02/25/26 00:39	7440-09-7	
Selenium	**0.0041J**	mg/L	0.0050	0.00050	1	02/10/26 14:25	02/25/26 00:39	7782-49-2	
Sodium	**18.1**	mg/L	0.40	0.083	1	02/10/26 14:25	02/25/26 00:39	7440-23-5	
Thallium	ND	mg/L	0.00050	0.00017	1	02/10/26 14:25	02/25/26 00:39	7440-28-0	

This report shall not be reproduced, except in full,
without the written consent of Pace Analytical Services, LLC.

Pace Analytical Services, LLC
9800 Kincey Ave. Suite 100
Huntersville, NC 28078
(704)875-9092

ANALYTICAL RESULTS

Project: Plant Bowen AP-1st SA
Pace Project No.: 92841933

Sample: BOW-BGWC-52 **Lab ID: 92841933026** Collected: 02/05/26 13:14 Received: 02/06/26 17:20 Matrix: Water

Parameters	Results	Units	Report Limit	MDL	DF	Prepared	Analyzed	CAS No.	Qual
WCOL 7470 Mercury	Analytical Method: EPA 7470A Preparation Method: EPA 7470A Pace Analytical Services - West Columbia								
Mercury	ND	mg/L	0.00020	0.000091	1	02/10/26 18:30	02/18/26 19:57	7439-97-6	

This report shall not be reproduced, except in full,
without the written consent of Pace Analytical Services, LLC.

Pace Analytical Services, LLC
9800 Kincey Ave. Suite 100
Huntersville, NC 28078
(704)875-9092

ANALYTICAL RESULTS

Project: Plant Bowen AP-1st SA
Pace Project No.: 92841933

Sample: BOW-BGWC-53D **Lab ID: 92841933027** Collected: 02/04/26 12:03 Received: 02/06/26 17:20 Matrix: Water

Parameters	Results	Units	Report Limit	MDL	DF	Prepared	Analyzed	CAS No.	Qual
Metals (ICPMS) 6020B	Analytical Method: EPA 6020B Preparation Method: 3015 Pace National - Mt. Juliet								
Lithium	**0.00108J**	mg/L	0.00200	0.000600	1	02/13/26 07:34	02/13/26 15:11	7439-93-2	J
2320B Alkalinity	Analytical Method: SM 2320B-2021 Pace Analytical Services - Asheville								
Alkalinity,Bicarbonate (CaCO3)	**137**	mg/L	5.0	5.0	1		02/12/26 10:11		
Alkalinity,Carbonate (CaCO3)	ND	mg/L	5.0	5.0	1		02/12/26 10:11		
Alkalinity, Total as CaCO3	**137**	mg/L	5.0	5.0	1		02/12/26 10:11		
2540C Total Dissolved Solids	Analytical Method: SM 2540C-2020 Pace Analytical Services - Asheville								
Total Dissolved Solids	**936**	mg/L	50.0	50.0	1		02/10/26 15:50		
4500S2D Sulfide Water	Analytical Method: SM 4500-S2D-2021 Pace Analytical Services - Asheville								
Sulfide	ND	mg/L	0.10	0.022	1		02/11/26 04:32	18496-25-8	
300.0 IC Anions 28 Days	Analytical Method: EPA 300.0 Rev 2.1 1993 Pace Analytical Services - Asheville								
Chloride	**39.7**	mg/L	1.0	0.60	1		02/10/26 15:30	16887-00-6	
Fluoride	**0.084J**	mg/L	0.10	0.050	1		02/10/26 15:30	16984-48-8	
Sulfate	**445**	mg/L	10.0	5.0	10		02/10/26 22:32	14808-79-8	
WC 6020B MET ICPMS	Analytical Method: EPA 6020B Preparation Method: EPA 3005A Pace Analytical Services - West Columbia								
Antimony	ND	mg/L	0.0020	0.00043	1	02/10/26 14:25	02/25/26 00:57	7440-36-0	
Arsenic	**0.0026**	mg/L	0.0020	0.00041	1	02/10/26 14:25	02/25/26 00:57	7440-38-2	
Barium	**0.052**	mg/L	0.0050	0.00056	1	02/10/26 14:25	02/25/26 00:57	7440-39-3	
Beryllium	ND	mg/L	0.00040	0.00015	1	02/10/26 14:25	02/25/26 00:57	7440-41-7	
Boron	**3.2**	mg/L	1.0	0.18	25	02/10/26 14:25	02/25/26 01:34	7440-42-8	
Cadmium	ND	mg/L	0.00050	0.00010	1	02/10/26 14:25	02/25/26 00:57	7440-43-9	
Calcium	**180**	mg/L	10.0	2.5	25	02/10/26 14:25	02/25/26 01:34	7440-70-2	
Chromium	ND	mg/L	0.0050	0.00024	1	02/10/26 14:25	02/25/26 00:57	7440-47-3	
Cobalt	**0.00045J**	mg/L	0.0050	0.00012	1	02/10/26 14:25	02/25/26 00:57	7440-48-4	
Iron	**1.2**	mg/L	0.040	0.016	1	02/10/26 14:25	02/25/26 00:57	7439-89-6	
Lead	ND	mg/L	0.0010	0.00027	1	02/10/26 14:25	02/25/26 00:57	7439-92-1	
Magnesium	**42.5**	mg/L	0.25	0.12	5	02/10/26 14:25	02/25/26 01:07	7439-95-4	
Manganese	**0.31**	mg/L	0.025	0.0063	5	02/10/26 14:25	02/25/26 01:07	7439-96-5	
Molybdenum	**0.0038J**	mg/L	0.010	0.0020	1	02/10/26 14:25	02/25/26 00:57	7439-98-7	
Potassium	**4.6**	mg/L	0.40	0.13	1	02/10/26 14:25	02/25/26 00:57	7440-09-7	
Selenium	**0.00071J**	mg/L	0.0050	0.00050	1	02/10/26 14:25	02/25/26 00:57	7782-49-2	
Sodium	**61.7**	mg/L	2.0	0.42	5	02/10/26 14:25	02/25/26 01:07	7440-23-5	
Thallium	ND	mg/L	0.00050	0.00017	1	02/10/26 14:25	02/25/26 00:57	7440-28-0	

This report shall not be reproduced, except in full,
without the written consent of Pace Analytical Services, LLC.

Pace Analytical Services, LLC
9800 Kincey Ave. Suite 100
Huntersville, NC 28078
(704)875-9092

ANALYTICAL RESULTS

Project: Plant Bowen AP-1st SA
Pace Project No.: 92841933

Sample: BOW-BGWC-53D **Lab ID: 92841933027** Collected: 02/04/26 12:03 Received: 02/06/26 17:20 Matrix: Water

Parameters	Results	Units	Report Limit	MDL	DF	Prepared	Analyzed	CAS No.	Qual
WCOL 7470 Mercury	Analytical Method: EPA 7470A Preparation Method: EPA 7470A Pace Analytical Services - West Columbia								
Mercury	ND	mg/L	0.00020	0.000091	1	02/10/26 18:30	02/18/26 20:05	7439-97-6	

This report shall not be reproduced, except in full,
without the written consent of Pace Analytical Services, LLC.

Pace Analytical Services, LLC
9800 Kincey Ave. Suite 100
Huntersville, NC 28078
(704)875-9092

ANALYTICAL RESULTS

Project: Plant Bowen AP-1st SA
Pace Project No.: 92841933

Sample: BOW-PZ-7 **Lab ID: 92841933028** Collected: 02/04/26 14:46 Received: 02/06/26 17:20 Matrix: Water

Parameters	Results	Units	Report Limit	MDL	DF	Prepared	Analyzed	CAS No.	Qual
Metals (ICPMS) 6020B	Analytical Method: EPA 6020B Preparation Method: 3015								
	Pace National - Mt. Juliet								
Lithium	**0.000974J**	mg/L	0.00200	0.000600	1	02/13/26 07:34	02/13/26 15:28	7439-93-2	J
2320B Alkalinity	Analytical Method: SM 2320B-2021								
	Pace Analytical Services - Asheville								
Alkalinity,Bicarbonate (CaCO3)	**189**	mg/L	5.0	5.0	1		02/14/26 11:23		
Alkalinity,Carbonate (CaCO3)	ND	mg/L	5.0	5.0	1		02/14/26 11:23		
Alkalinity, Total as CaCO3	**189**	mg/L	5.0	5.0	1		02/14/26 11:23		
2540C Total Dissolved Solids	Analytical Method: SM 2540C-2020								
	Pace Analytical Services - Asheville								
Total Dissolved Solids	**548**	mg/L	50.0	50.0	1		02/10/26 15:50		
4500S2D Sulfide Water	Analytical Method: SM 4500-S2D-2021								
	Pace Analytical Services - Asheville								
Sulfide	ND	mg/L	0.10	0.022	1		02/11/26 04:32	18496-25-8	
300.0 IC Anions 28 Days	Analytical Method: EPA 300.0 Rev 2.1 1993								
	Pace Analytical Services - Asheville								
Chloride	**14.2**	mg/L	1.0	0.60	1		02/10/26 15:45	16887-00-6	
Fluoride	ND	mg/L	0.10	0.050	1		02/10/26 15:45	16984-48-8	
Sulfate	**204**	mg/L	5.0	2.5	5		02/10/26 22:46	14808-79-8	
WC 6020B MET ICPMS	Analytical Method: EPA 6020B Preparation Method: EPA 3005A								
	Pace Analytical Services - West Columbia								
Antimony	ND	mg/L	0.0020	0.00043	1	02/10/26 14:25	02/25/26 01:44	7440-36-0	
Arsenic	**0.00084J**	mg/L	0.0020	0.00041	1	02/10/26 14:25	02/25/26 01:44	7440-38-2	
Barium	**0.022**	mg/L	0.0050	0.00056	1	02/10/26 14:25	02/25/26 01:44	7440-39-3	
Beryllium	ND	mg/L	0.00040	0.00015	1	02/10/26 14:25	02/25/26 01:44	7440-41-7	
Boron	**1.4**	mg/L	0.40	0.073	10	02/10/26 14:25	02/25/26 01:53	7440-42-8	
Cadmium	**0.00013J**	mg/L	0.00050	0.00010	1	02/10/26 14:25	02/25/26 01:44	7440-43-9	
Calcium	**124**	mg/L	4.0	1.0	10	02/10/26 14:25	02/25/26 01:53	7440-70-2	
Chromium	**0.00047J**	mg/L	0.0050	0.00024	1	02/10/26 14:25	02/25/26 01:44	7440-47-3	
Cobalt	**0.00025J**	mg/L	0.0050	0.00012	1	02/10/26 14:25	02/25/26 01:44	7440-48-4	
Iron	**0.27**	mg/L	0.040	0.016	1	02/10/26 14:25	02/25/26 01:44	7439-89-6	
Lead	ND	mg/L	0.0010	0.00027	1	02/10/26 14:25	02/25/26 01:44	7439-92-1	
Magnesium	**26.9**	mg/L	0.050	0.024	1	02/10/26 14:25	02/25/26 01:44	7439-95-4	
Manganese	**0.018**	mg/L	0.0050	0.0013	1	02/10/26 14:25	02/25/26 01:44	7439-96-5	B
Molybdenum	ND	mg/L	0.010	0.0020	1	02/10/26 14:25	02/25/26 01:44	7439-98-7	
Potassium	**2.7**	mg/L	0.40	0.13	1	02/10/26 14:25	02/25/26 01:44	7440-09-7	
Selenium	ND	mg/L	0.0050	0.00050	1	02/10/26 14:25	02/25/26 01:44	7782-49-2	
Sodium	**17.9**	mg/L	0.40	0.083	1	02/10/26 14:25	02/25/26 01:44	7440-23-5	
Thallium	**0.00023J**	mg/L	0.00050	0.00017	1	02/10/26 14:25	02/25/26 01:44	7440-28-0	

This report shall not be reproduced, except in full,
without the written consent of Pace Analytical Services, LLC.

Pace Analytical Services, LLC
9800 Kincey Ave. Suite 100
Huntersville, NC 28078
(704)875-9092

ANALYTICAL RESULTS

Project: Plant Bowen AP-1st SA
Pace Project No.: 92841933

Sample: BOW-PZ-7 **Lab ID: 92841933028** Collected: 02/04/26 14:46 Received: 02/06/26 17:20 Matrix: Water

Parameters	Results	Units	Report Limit	MDL	DF	Prepared	Analyzed	CAS No.	Qual
WCOL 7470 Mercury	Analytical Method: EPA 7470A Preparation Method: EPA 7470A Pace Analytical Services - West Columbia								
Mercury	**0.00045**	mg/L	0.00020	0.000091	1	02/10/26 18:30	02/18/26 20:07	7439-97-6	

This report shall not be reproduced, except in full,
without the written consent of Pace Analytical Services, LLC.

Pace Analytical Services, LLC
9800 Kincey Ave. Suite 100
Huntersville, NC 28078
(704)875-9092

ANALYTICAL RESULTS

Project: Plant Bowen AP-1st SA
Pace Project No.: 92841933

Sample: BOW-AP1-FD-01 **Lab ID: 92841933029** Collected: 02/03/26 00:00 Received: 02/06/26 17:20 Matrix: Water

Parameters	Results	Units	Report Limit	MDL	DF	Prepared	Analyzed	CAS No.	Qual
Metals (ICPMS) 6020B	Analytical Method: EPA 6020B Preparation Method: 3015 Pace National - Mt. Juliet								
Lithium	**0.000922J**	mg/L	0.00200	0.000600	1	02/13/26 07:34	02/13/26 15:31	7439-93-2	J
2540C Total Dissolved Solids	Analytical Method: SM 2540C-2020 Pace Analytical Services - Asheville								
Total Dissolved Solids	**381**	mg/L	25.0	25.0	1		02/10/26 07:25		
300.0 IC Anions 28 Days	Analytical Method: EPA 300.0 Rev 2.1 1993 Pace Analytical Services - Asheville								
Chloride	**4.8**	mg/L	1.0	0.60	1		02/10/26 20:44	16887-00-6	
Fluoride	**0.068J**	mg/L	0.10	0.050	1		02/10/26 20:44	16984-48-8	M1
Sulfate	**62.0**	mg/L	1.0	0.50	1		02/10/26 20:44	14808-79-8	M1
WC 6020B MET ICPMS	Analytical Method: EPA 6020B Preparation Method: EPA 3005A Pace Analytical Services - West Columbia								
Antimony	ND	mg/L	0.0020	0.00043	1	02/10/26 14:25	02/25/26 02:02	7440-36-0	
Arsenic	**0.00045J**	mg/L	0.0020	0.00041	1	02/10/26 14:25	02/25/26 02:02	7440-38-2	
Barium	**0.054**	mg/L	0.0050	0.00056	1	02/10/26 14:25	02/25/26 02:02	7440-39-3	
Beryllium	ND	mg/L	0.00040	0.00015	1	02/10/26 14:25	02/25/26 02:02	7440-41-7	
Boron	**0.024J**	mg/L	0.040	0.0073	1	02/10/26 14:25	02/25/26 02:02	7440-42-8	
Cadmium	ND	mg/L	0.00050	0.00010	1	02/10/26 14:25	02/25/26 02:02	7440-43-9	
Calcium	**110**	mg/L	2.0	0.50	5	02/10/26 14:25	02/25/26 02:11	7440-70-2	
Chromium	**0.00040J**	mg/L	0.0050	0.00024	1	02/10/26 14:25	02/25/26 02:02	7440-47-3	
Cobalt	ND	mg/L	0.0050	0.00012	1	02/10/26 14:25	02/25/26 02:02	7440-48-4	
Lead	ND	mg/L	0.0010	0.00027	1	02/10/26 14:25	02/25/26 02:02	7439-92-1	
Molybdenum	ND	mg/L	0.010	0.0020	1	02/10/26 14:25	02/25/26 02:02	7439-98-7	
Selenium	**0.0021J**	mg/L	0.0050	0.00050	1	02/10/26 14:25	02/25/26 02:02	7782-49-2	
Thallium	ND	mg/L	0.00050	0.00017	1	02/10/26 14:25	02/25/26 02:02	7440-28-0	
WCOL 7470 Mercury	Analytical Method: EPA 7470A Preparation Method: EPA 7470A Pace Analytical Services - West Columbia								
Mercury	ND	mg/L	0.00020	0.000091	1	02/10/26 18:30	02/18/26 20:10	7439-97-6	

This report shall not be reproduced, except in full,
without the written consent of Pace Analytical Services, LLC.

Pace Analytical Services, LLC
9800 Kincey Ave. Suite 100
Huntersville, NC 28078
(704)875-9092

ANALYTICAL RESULTS

Project: Plant Bowen AP-1st SA
Pace Project No.: 92841933

Sample: BOW-AP1-FD-02 **Lab ID: 92841933030** Collected: 02/04/26 00:00 Received: 02/06/26 17:20 Matrix: Water

Parameters	Results	Units	Report Limit	MDL	DF	Prepared	Analyzed	CAS No.	Qual
Metals (ICPMS) 6020B	Analytical Method: EPA 6020B Preparation Method: 3015 Pace National - Mt. Juliet								
Lithium	ND	mg/L	0.00200	0.000600	1	02/13/26 07:34	02/13/26 14:49	7439-93-2	
2540C Total Dissolved Solids	Analytical Method: SM 2540C-2020 Pace Analytical Services - Asheville								
Total Dissolved Solids	**235**	mg/L	25.0	25.0	1		02/10/26 07:25		
300.0 IC Anions 28 Days	Analytical Method: EPA 300.0 Rev 2.1 1993 Pace Analytical Services - Asheville								
Chloride	**4.5**	mg/L	1.0	0.60	1		02/10/26 21:25	16887-00-6	
Fluoride	**0.062J**	mg/L	0.10	0.050	1		02/10/26 21:25	16984-48-8	
Sulfate	**49.7**	mg/L	1.0	0.50	1		02/10/26 21:25	14808-79-8	
WC 6020B MET ICPMS	Analytical Method: EPA 6020B Preparation Method: EPA 3005A Pace Analytical Services - West Columbia								
Antimony	ND	mg/L	0.0020	0.00043	1	02/10/26 14:25	02/25/26 02:21	7440-36-0	
Arsenic	ND	mg/L	0.0020	0.00041	1	02/10/26 14:25	02/25/26 02:21	7440-38-2	
Barium	**0.019**	mg/L	0.0050	0.00056	1	02/10/26 14:25	02/25/26 02:21	7440-39-3	
Beryllium	ND	mg/L	0.00040	0.00015	1	02/10/26 14:25	02/25/26 02:21	7440-41-7	
Boron	**0.023J**	mg/L	0.040	0.0073	1	02/10/26 14:25	02/25/26 02:21	7440-42-8	
Cadmium	ND	mg/L	0.00050	0.00010	1	02/10/26 14:25	02/25/26 02:21	7440-43-9	
Calcium	**48.5**	mg/L	4.0	1.0	10	02/10/26 14:25	02/25/26 02:30	7440-70-2	
Chromium	**0.00048J**	mg/L	0.0050	0.00024	1	02/10/26 14:25	02/25/26 02:21	7440-47-3	
Cobalt	**0.0087**	mg/L	0.0050	0.00012	1	02/10/26 14:25	02/25/26 02:21	7440-48-4	
Lead	ND	mg/L	0.0010	0.00027	1	02/10/26 14:25	02/25/26 02:21	7439-92-1	
Molybdenum	**0.0048J**	mg/L	0.010	0.0020	1	02/10/26 14:25	02/25/26 02:21	7439-98-7	
Selenium	ND	mg/L	0.0050	0.00050	1	02/10/26 14:25	02/25/26 02:21	7782-49-2	
Thallium	ND	mg/L	0.00050	0.00017	1	02/10/26 14:25	02/25/26 02:21	7440-28-0	
WCOL 7470 Mercury	Analytical Method: EPA 7470A Preparation Method: EPA 7470A Pace Analytical Services - West Columbia								
Mercury	ND	mg/L	0.00020	0.000091	1	02/10/26 18:30	02/18/26 20:12	7439-97-6	

This report shall not be reproduced, except in full,
without the written consent of Pace Analytical Services, LLC.

Pace Analytical Services, LLC
9800 Kincey Ave. Suite 100
Huntersville, NC 28078
(704)875-9092

ANALYTICAL RESULTS

Project: Plant Bowen AP-1st SA
Pace Project No.: 92841933

Sample: BOW-AP1-FB-02 **Lab ID: 92841933031** Collected: 02/04/26 16:05 Received: 02/06/26 17:20 Matrix: Water

Parameters	Results	Units	Report Limit	MDL	DF	Prepared	Analyzed	CAS No.	Qual
Metals (ICPMS) 6020B	Analytical Method: EPA 6020B Preparation Method: 3015 Pace National - Mt. Juliet								
Lithium	ND	mg/L	0.00200	0.000600	1	02/13/26 07:34	02/13/26 15:34	7439-93-2	
2540C Total Dissolved Solids	Analytical Method: SM 2540C-2020 Pace Analytical Services - Asheville								
Total Dissolved Solids	ND	mg/L	25.0	25.0	1		02/10/26 15:50		
300.0 IC Anions 28 Days	Analytical Method: EPA 300.0 Rev 2.1 1993 Pace Analytical Services - Asheville								
Chloride	ND	mg/L	1.0	0.60	1		02/10/26 02:16	16887-00-6	
Fluoride	ND	mg/L	0.10	0.050	1		02/10/26 02:16	16984-48-8	
Sulfate	ND	mg/L	1.0	0.50	1		02/10/26 02:16	14808-79-8	
WC 6020B MET ICPMS	Analytical Method: EPA 6020B Preparation Method: EPA 3005A Pace Analytical Services - West Columbia								
Antimony	ND	mg/L	0.0020	0.00043	1	02/10/26 14:25	02/25/26 02:39	7440-36-0	
Arsenic	ND	mg/L	0.0020	0.00041	1	02/10/26 14:25	02/25/26 02:39	7440-38-2	
Barium	ND	mg/L	0.0050	0.00056	1	02/10/26 14:25	02/25/26 02:39	7440-39-3	
Beryllium	ND	mg/L	0.00040	0.00015	1	02/10/26 14:25	02/25/26 02:39	7440-41-7	
Boron	ND	mg/L	0.040	0.0073	1	02/10/26 14:25	02/25/26 02:39	7440-42-8	
Cadmium	ND	mg/L	0.00050	0.00010	1	02/10/26 14:25	02/25/26 02:39	7440-43-9	
Calcium	ND	mg/L	0.40	0.10	1	02/10/26 14:25	02/25/26 02:39	7440-70-2	
Chromium	ND	mg/L	0.0050	0.00024	1	02/10/26 14:25	02/25/26 02:39	7440-47-3	
Cobalt	ND	mg/L	0.0050	0.00012	1	02/10/26 14:25	02/25/26 02:39	7440-48-4	
Lead	ND	mg/L	0.0010	0.00027	1	02/10/26 14:25	02/25/26 02:39	7439-92-1	
Molybdenum	ND	mg/L	0.010	0.0020	1	02/10/26 14:25	02/25/26 02:39	7439-98-7	
Selenium	ND	mg/L	0.0050	0.00050	1	02/10/26 14:25	02/25/26 02:39	7782-49-2	
Thallium	ND	mg/L	0.00050	0.00017	1	02/10/26 14:25	02/25/26 02:39	7440-28-0	
WCOL 7470 Mercury	Analytical Method: EPA 7470A Preparation Method: EPA 7470A Pace Analytical Services - West Columbia								
Mercury	ND	mg/L	0.00020	0.000091	1	02/10/26 18:30	02/18/26 20:15	7439-97-6	

This report shall not be reproduced, except in full,
without the written consent of Pace Analytical Services, LLC.

Pace Analytical Services, LLC
9800 Kincey Ave. Suite 100
Huntersville, NC 28078
(704)875-9092

ANALYTICAL RESULTS

Project: Plant Bowen AP-1st SA
Pace Project No.: 92841933

Sample: BOW-AP1-FB-03 **Lab ID: 92841933032** Collected: 02/05/26 15:30 Received: 02/06/26 17:20 Matrix: Water

Parameters	Results	Units	Report Limit	MDL	DF	Prepared	Analyzed	CAS No.	Qual
Metals (ICPMS) 6020B	Analytical Method: EPA 6020B Preparation Method: 3015 Pace National - Mt. Juliet								
Lithium	ND	mg/L	0.00200	0.000600	1	02/13/26 07:34	02/13/26 15:37	7439-93-2	
2540C Total Dissolved Solids	Analytical Method: SM 2540C-2020 Pace Analytical Services - Asheville								
Total Dissolved Solids	ND	mg/L	25.0	25.0	1		02/11/26 12:52		
300.0 IC Anions 28 Days	Analytical Method: EPA 300.0 Rev 2.1 1993 Pace Analytical Services - Asheville								
Chloride	ND	mg/L	1.0	0.60	1		02/10/26 02:30	16887-00-6	
Fluoride	ND	mg/L	0.10	0.050	1		02/10/26 02:30	16984-48-8	
Sulfate	ND	mg/L	1.0	0.50	1		02/10/26 02:30	14808-79-8	
WC 6020B MET ICPMS	Analytical Method: EPA 6020B Preparation Method: EPA 3005A Pace Analytical Services - West Columbia								
Antimony	ND	mg/L	0.0020	0.00043	1	02/10/26 14:25	02/25/26 02:48	7440-36-0	
Arsenic	ND	mg/L	0.0020	0.00041	1	02/10/26 14:25	02/25/26 02:48	7440-38-2	
Barium	ND	mg/L	0.0050	0.00056	1	02/10/26 14:25	02/25/26 02:48	7440-39-3	
Beryllium	ND	mg/L	0.00040	0.00015	1	02/10/26 14:25	02/25/26 02:48	7440-41-7	
Boron	ND	mg/L	0.040	0.0073	1	02/10/26 14:25	02/25/26 02:48	7440-42-8	
Cadmium	ND	mg/L	0.00050	0.00010	1	02/10/26 14:25	02/25/26 02:48	7440-43-9	
Calcium	ND	mg/L	0.40	0.10	1	02/10/26 14:25	02/25/26 02:48	7440-70-2	
Chromium	**0.00025J**	mg/L	0.0050	0.00024	1	02/10/26 14:25	02/25/26 02:48	7440-47-3	
Cobalt	ND	mg/L	0.0050	0.00012	1	02/10/26 14:25	02/25/26 02:48	7440-48-4	
Lead	ND	mg/L	0.0010	0.00027	1	02/10/26 14:25	02/25/26 02:48	7439-92-1	
Molybdenum	ND	mg/L	0.010	0.0020	1	02/10/26 14:25	02/25/26 02:48	7439-98-7	
Selenium	ND	mg/L	0.0050	0.00050	1	02/10/26 14:25	02/25/26 02:48	7782-49-2	
Thallium	ND	mg/L	0.00050	0.00017	1	02/10/26 14:25	02/25/26 02:48	7440-28-0	
WCOL 7470 Mercury	Analytical Method: EPA 7470A Preparation Method: EPA 7470A Pace Analytical Services - West Columbia								
Mercury	ND	mg/L	0.00020	0.000091	1	02/10/26 18:30	02/18/26 20:22	7439-97-6	

This report shall not be reproduced, except in full,
without the written consent of Pace Analytical Services, LLC.

Pace Analytical Services, LLC
9800 Kincey Ave. Suite 100
Huntersville, NC 28078
(704)875-9092

ANALYTICAL RESULTS

Project: Plant Bowen AP-1st SA
Pace Project No.: 92841933

Sample: BOW-AP1-EB-02 **Lab ID: 92841933033** Collected: 02/04/26 16:15 Received: 02/06/26 17:20 Matrix: Water

Parameters	Results	Units	Report Limit	MDL	DF	Prepared	Analyzed	CAS No.	Qual
Metals (ICPMS) 6020B	Analytical Method: EPA 6020B Preparation Method: 3015 Pace National - Mt. Juliet								
Lithium	ND	mg/L	0.00200	0.000600	1	02/13/26 07:34	02/13/26 15:40	7439-93-2	
2540C Total Dissolved Solids	Analytical Method: SM 2540C-2020 Pace Analytical Services - Asheville								
Total Dissolved Solids	ND	mg/L	25.0	25.0	1		02/10/26 15:50		
300.0 IC Anions 28 Days	Analytical Method: EPA 300.0 Rev 2.1 1993 Pace Analytical Services - Asheville								
Chloride	ND	mg/L	1.0	0.60	1		02/10/26 02:44	16887-00-6	
Fluoride	ND	mg/L	0.10	0.050	1		02/10/26 02:44	16984-48-8	
Sulfate	ND	mg/L	1.0	0.50	1		02/10/26 02:44	14808-79-8	
WC 6020B MET ICPMS	Analytical Method: EPA 6020B Preparation Method: EPA 3005A Pace Analytical Services - West Columbia								
Antimony	ND	mg/L	0.0020	0.00043	1	02/10/26 14:25	02/25/26 02:58	7440-36-0	
Arsenic	ND	mg/L	0.0020	0.00041	1	02/10/26 14:25	02/25/26 02:58	7440-38-2	
Barium	ND	mg/L	0.0050	0.00056	1	02/10/26 14:25	02/25/26 02:58	7440-39-3	
Beryllium	ND	mg/L	0.00040	0.00015	1	02/10/26 14:25	02/25/26 02:58	7440-41-7	
Boron	ND	mg/L	0.040	0.0073	1	02/10/26 14:25	02/25/26 02:58	7440-42-8	
Cadmium	ND	mg/L	0.00050	0.00010	1	02/10/26 14:25	02/25/26 02:58	7440-43-9	
Calcium	ND	mg/L	0.40	0.10	1	02/10/26 14:25	02/25/26 02:58	7440-70-2	
Chromium	ND	mg/L	0.0050	0.00024	1	02/10/26 14:25	02/25/26 02:58	7440-47-3	
Cobalt	ND	mg/L	0.0050	0.00012	1	02/10/26 14:25	02/25/26 02:58	7440-48-4	
Lead	ND	mg/L	0.0010	0.00027	1	02/10/26 14:25	02/25/26 02:58	7439-92-1	
Molybdenum	ND	mg/L	0.010	0.0020	1	02/10/26 14:25	02/25/26 02:58	7439-98-7	
Selenium	ND	mg/L	0.0050	0.00050	1	02/10/26 14:25	02/25/26 02:58	7782-49-2	
Thallium	ND	mg/L	0.00050	0.00017	1	02/10/26 14:25	02/25/26 02:58	7440-28-0	
WCOL 7470 Mercury	Analytical Method: EPA 7470A Preparation Method: EPA 7470A Pace Analytical Services - West Columbia								
Mercury	ND	mg/L	0.00020	0.000091	1	02/10/26 18:30	02/18/26 20:25	7439-97-6	

This report shall not be reproduced, except in full,
without the written consent of Pace Analytical Services, LLC.

Pace Analytical Services, LLC
9800 Kincey Ave. Suite 100
Huntersville, NC 28078
(704)875-9092

ANALYTICAL RESULTS

Project: Plant Bowen AP-1st SA
Pace Project No.: 92841933

Sample: BOW-AP1-EB-03 **Lab ID: 92841933034** Collected: 02/05/26 15:23 Received: 02/06/26 17:20 Matrix: Water

Parameters	Results	Units	Report Limit	MDL	DF	Prepared	Analyzed	CAS No.	Qual
Metals (ICPMS) 6020B	Analytical Method: EPA 6020B Preparation Method: 3015 Pace National - Mt. Juliet								
Lithium	ND	mg/L	0.00200	0.000600	1	02/13/26 07:34	02/13/26 15:43	7439-93-2	
2540C Total Dissolved Solids	Analytical Method: SM 2540C-2020 Pace Analytical Services - Asheville								
Total Dissolved Solids	ND	mg/L	25.0	25.0	1		02/11/26 12:52		
300.0 IC Anions 28 Days	Analytical Method: EPA 300.0 Rev 2.1 1993 Pace Analytical Services - Asheville								
Chloride	ND	mg/L	1.0	0.60	1		02/10/26 02:58	16887-00-6	
Fluoride	ND	mg/L	0.10	0.050	1		02/10/26 02:58	16984-48-8	
Sulfate	ND	mg/L	1.0	0.50	1		02/10/26 02:58	14808-79-8	
WC 6020B MET ICPMS	Analytical Method: EPA 6020B Preparation Method: EPA 3005A Pace Analytical Services - West Columbia								
Antimony	ND	mg/L	0.0020	0.00043	1	02/10/26 14:25	02/25/26 03:26	7440-36-0	
Arsenic	ND	mg/L	0.0020	0.00041	1	02/10/26 14:25	02/25/26 03:26	7440-38-2	
Barium	ND	mg/L	0.0050	0.00056	1	02/10/26 14:25	02/25/26 03:26	7440-39-3	
Beryllium	ND	mg/L	0.00040	0.00015	1	02/10/26 14:25	02/25/26 03:26	7440-41-7	
Boron	ND	mg/L	0.040	0.0073	1	02/10/26 14:25	02/25/26 03:26	7440-42-8	
Cadmium	ND	mg/L	0.00050	0.00010	1	02/10/26 14:25	02/25/26 03:26	7440-43-9	
Calcium	ND	mg/L	0.40	0.10	1	02/10/26 14:25	02/25/26 03:26	7440-70-2	
Chromium	**0.00026J**	mg/L	0.0050	0.00024	1	02/10/26 14:25	02/25/26 03:26	7440-47-3	
Cobalt	ND	mg/L	0.0050	0.00012	1	02/10/26 14:25	02/25/26 03:26	7440-48-4	
Lead	ND	mg/L	0.0010	0.00027	1	02/10/26 14:25	02/25/26 03:26	7439-92-1	
Molybdenum	ND	mg/L	0.010	0.0020	1	02/10/26 14:25	02/25/26 03:26	7439-98-7	
Selenium	ND	mg/L	0.0050	0.00050	1	02/10/26 14:25	02/25/26 03:26	7782-49-2	
Thallium	ND	mg/L	0.00050	0.00017	1	02/10/26 14:25	02/25/26 03:26	7440-28-0	
WCOL 7470 Mercury	Analytical Method: EPA 7470A Preparation Method: EPA 7470A Pace Analytical Services - West Columbia								
Mercury	ND	mg/L	0.00020	0.000091	1	02/10/26 18:30	02/18/26 20:27	7439-97-6	

This report shall not be reproduced, except in full,
without the written consent of Pace Analytical Services, LLC.

Pace Analytical Services, LLC
9800 Kincey Ave. Suite 100
Huntersville, NC 28078
(704)875-9092

ANALYTICAL RESULTS

Project: Plant Bowen AP-1st SA
Pace Project No.: 92841933

Sample: BOW-AP1-FD-03 **Lab ID: 92841933035** Collected: 02/05/26 00:00 Received: 02/06/26 17:20 Matrix: Water

Parameters	Results	Units	Report Limit	MDL	DF	Prepared	Analyzed	CAS No.	Qual
Metals (ICPMS) 6020B	Analytical Method: EPA 6020B Preparation Method: 3015 Pace National - Mt. Juliet								
Lithium	**0.00656**	mg/L	0.00200	0.000600	1	02/13/26 07:34	02/13/26 15:46	7439-93-2	
2540C Total Dissolved Solids	Analytical Method: SM 2540C-2020 Pace Analytical Services - Asheville								
Total Dissolved Solids	**311**	mg/L	25.0	25.0	1		02/11/26 12:52		
300.0 IC Anions 28 Days	Analytical Method: EPA 300.0 Rev 2.1 1993 Pace Analytical Services - Asheville								
Chloride	**31.6**	mg/L	1.0	0.60	1		02/10/26 21:39	16887-00-6	
Fluoride	**0.17**	mg/L	0.10	0.050	1		02/10/26 21:39	16984-48-8	
Sulfate	**94.2**	mg/L	2.0	1.0	2		02/11/26 02:36	14808-79-8	
WC 6020B MET ICPMS	Analytical Method: EPA 6020B Preparation Method: EPA 3005A Pace Analytical Services - West Columbia								
Antimony	ND	mg/L	0.0020	0.00043	1	02/10/26 14:25	02/25/26 03:35	7440-36-0	
Arsenic	**0.00044J**	mg/L	0.0020	0.00041	1	02/10/26 14:25	02/25/26 03:35	7440-38-2	
Barium	**0.024**	mg/L	0.0050	0.00056	1	02/10/26 14:25	02/25/26 03:35	7440-39-3	
Beryllium	ND	mg/L	0.00040	0.00015	1	02/10/26 14:25	02/25/26 03:35	7440-41-7	
Boron	**0.54**	mg/L	0.20	0.037	5	02/10/26 14:25	02/25/26 03:44	7440-42-8	
Cadmium	ND	mg/L	0.00050	0.00010	1	02/10/26 14:25	02/25/26 03:35	7440-43-9	
Calcium	**65.9**	mg/L	2.0	0.50	5	02/10/26 14:25	02/25/26 03:44	7440-70-2	
Chromium	**0.00060J**	mg/L	0.0050	0.00024	1	02/10/26 14:25	02/25/26 03:35	7440-47-3	
Cobalt	**0.0015J**	mg/L	0.0050	0.00012	1	02/10/26 14:25	02/25/26 03:35	7440-48-4	
Lead	ND	mg/L	0.0010	0.00027	1	02/10/26 14:25	02/25/26 03:35	7439-92-1	
Molybdenum	**0.0085J**	mg/L	0.010	0.0020	1	02/10/26 14:25	02/25/26 03:35	7439-98-7	
Selenium	**0.0040J**	mg/L	0.0050	0.00050	1	02/10/26 14:25	02/25/26 03:35	7782-49-2	
Thallium	ND	mg/L	0.00050	0.00017	1	02/10/26 14:25	02/25/26 03:35	7440-28-0	
WCOL 7470 Mercury	Analytical Method: EPA 7470A Preparation Method: EPA 7470A Pace Analytical Services - West Columbia								
Mercury	ND	mg/L	0.00020	0.000091	1	02/10/26 18:30	02/18/26 20:30	7439-97-6	

This report shall not be reproduced, except in full,
without the written consent of Pace Analytical Services, LLC.

Pace Analytical Services, LLC
9800 Kincey Ave. Suite 100
Huntersville, NC 28078
(704)875-9092

ANALYTICAL RESULTS

Project: Plant Bowen AP-1st SA
Pace Project No.: 92841933

Sample: BOW-BGWC-30 **Lab ID: 92841933036** Collected: 02/09/26 11:00 Received: 02/10/26 13:35 Matrix: Water

Parameters	Results	Units	Report Limit	MDL	DF	Prepared	Analyzed	CAS No.	Qual
Metals (ICPMS) 6020B	Analytical Method: EPA 6020B Preparation Method: 3015 Pace National - Mt. Juliet								
Lithium	**0.00199J**	mg/L	0.00200	0.000600	1	02/16/26 10:25	02/16/26 17:54	7439-93-2	J
2320B Alkalinity	Analytical Method: SM 2320B-2021 Pace Analytical Services - Asheville								
Alkalinity,Bicarbonate (CaCO3)	**163**	mg/L	5.0	5.0	1		02/20/26 22:22		
Alkalinity,Carbonate (CaCO3)	ND	mg/L	5.0	5.0	1		02/20/26 22:22		
Alkalinity, Total as CaCO3	**163**	mg/L	5.0	5.0	1		02/20/26 22:22		
2540C Total Dissolved Solids	Analytical Method: SM 2540C-2020 Pace Analytical Services - Asheville								
Total Dissolved Solids	**393**	mg/L	25.0	25.0	1		02/12/26 16:29		
4500S2D Sulfide Water	Analytical Method: SM 4500-S2D-2021 Pace Analytical Services - Asheville								
Sulfide	ND	mg/L	0.10	0.022	1		02/14/26 04:23	18496-25-8	
300.0 IC Anions 28 Days	Analytical Method: EPA 300.0 Rev 2.1 1993 Pace Analytical Services - Asheville								
Chloride	**76.8**	mg/L	1.0	0.60	1		02/12/26 03:33	16887-00-6	M1
Fluoride	**0.089J**	mg/L	0.10	0.050	1		02/12/26 03:33	16984-48-8	
Sulfate	**36.9**	mg/L	1.0	0.50	1		02/12/26 03:33	14808-79-8	
WC 6020B MET ICPMS	Analytical Method: EPA 6020B Preparation Method: EPA 3005A Pace Analytical Services - West Columbia								
Antimony	ND	mg/L	0.0020	0.00043	1	02/13/26 14:10	02/27/26 07:16	7440-36-0	
Arsenic	ND	mg/L	0.0020	0.00041	1	02/13/26 14:10	02/27/26 07:16	7440-38-2	
Barium	**0.047**	mg/L	0.0050	0.00056	1	02/13/26 14:10	02/27/26 07:16	7440-39-3	
Beryllium	ND	mg/L	0.00040	0.00015	1	02/13/26 14:10	02/27/26 07:16	7440-41-7	
Boron	**1.5**	mg/L	0.40	0.073	10	02/13/26 14:10	02/27/26 07:26	7440-42-8	
Cadmium	ND	mg/L	0.00050	0.00010	1	02/13/26 14:10	02/27/26 07:16	7440-43-9	
Calcium	**72.6**	mg/L	4.0	1.0	10	02/13/26 14:10	02/27/26 07:26	7440-70-2	2g
Chromium	**0.00078J**	mg/L	0.0050	0.00024	1	02/13/26 14:10	02/27/26 07:16	7440-47-3	
Cobalt	ND	mg/L	0.0050	0.00012	1	02/13/26 14:10	02/27/26 07:16	7440-48-4	
Iron	**0.096**	mg/L	0.040	0.016	1	02/13/26 14:10	02/27/26 07:16	7439-89-6	
Lead	ND	mg/L	0.0010	0.00027	1	02/13/26 14:10	02/27/26 07:16	7439-92-1	
Magnesium	**25.9**	mg/L	0.050	0.024	1	02/13/26 14:10	02/27/26 07:16	7439-95-4	
Manganese	**0.029**	mg/L	0.0050	0.0013	1	02/13/26 14:10	02/27/26 07:16	7439-96-5	
Molybdenum	**0.0035J**	mg/L	0.010	0.0020	1	02/13/26 14:10	02/27/26 07:16	7439-98-7	
Potassium	**2.4**	mg/L	0.40	0.13	1	02/13/26 14:10	02/27/26 07:16	7440-09-7	
Selenium	**0.0041J**	mg/L	0.0050	0.00050	1	02/13/26 14:10	02/27/26 07:16	7782-49-2	
Sodium	**3.4**	mg/L	0.40	0.083	1	02/13/26 14:10	02/27/26 07:16	7440-23-5	
Thallium	ND	mg/L	0.00050	0.00017	1	02/13/26 14:10	02/27/26 07:16	7440-28-0	

This report shall not be reproduced, except in full,
without the written consent of Pace Analytical Services, LLC.

Pace Analytical Services, LLC
9800 Kincey Ave. Suite 100
Huntersville, NC 28078
(704)875-9092

ANALYTICAL RESULTS

Project: Plant Bowen AP-1st SA
Pace Project No.: 92841933

Sample: BOW-BGWC-30 **Lab ID: 92841933036** Collected: 02/09/26 11:00 Received: 02/10/26 13:35 Matrix: Water

Parameters	Results	Units	Report Limit	MDL	DF	Prepared	Analyzed	CAS No.	Qual
WCOL 7470 Mercury	Analytical Method: EPA 7470A Preparation Method: EPA 7470A Pace Analytical Services - West Columbia								
Mercury	ND	mg/L	0.00020	0.000091	1	02/14/26 11:47	02/21/26 16:20	7439-97-6	

REPORT OF LABORATORY ANALYSIS

This report shall not be reproduced, except in full,
without the written consent of Pace Analytical Services, LLC.

Pace Analytical Services, LLC
9800 Kincey Ave. Suite 100
Huntersville, NC 28078
(704)875-9092

ANALYTICAL RESULTS

Project: Plant Bowen AP-1st SA
Pace Project No.: 92841933

Sample: BOW-BGWC-38D **Lab ID: 92841933037** Collected: 02/09/26 12:03 Received: 02/10/26 13:35 Matrix: Water

Parameters	Results	Units	Report Limit	MDL	DF	Prepared	Analyzed	CAS No.	Qual
Metals (ICPMS) 6020B	Analytical Method: EPA 6020B Preparation Method: 3015 Pace National - Mt. Juliet								
Lithium	**0.00661**	mg/L	0.00200	0.000600	1	02/16/26 10:25	02/16/26 17:58	7439-93-2	
2320B Alkalinity	Analytical Method: SM 2320B-2021 Pace Analytical Services - Asheville								
Alkalinity,Bicarbonate (CaCO3)	**133**	mg/L	5.0	5.0	1		02/20/26 23:23		
Alkalinity,Carbonate (CaCO3)	ND	mg/L	5.0	5.0	1		02/20/26 23:23		
Alkalinity, Total as CaCO3	**133**	mg/L	5.0	5.0	1		02/20/26 23:23		
2540C Total Dissolved Solids	Analytical Method: SM 2540C-2020 Pace Analytical Services - Asheville								
Total Dissolved Solids	**1090**	mg/L	50.0	50.0	1		02/12/26 16:29		
4500S2D Sulfide Water	Analytical Method: SM 4500-S2D-2021 Pace Analytical Services - Asheville								
Sulfide	ND	mg/L	0.10	0.022	1		02/14/26 04:24	18496-25-8	
300.0 IC Anions 28 Days	Analytical Method: EPA 300.0 Rev 2.1 1993 Pace Analytical Services - Asheville								
Chloride	**263**	mg/L	6.0	3.6	6		02/12/26 17:41	16887-00-6	
Fluoride	**0.59**	mg/L	0.10	0.050	1		02/12/26 04:14	16984-48-8	
Sulfate	**168**	mg/L	6.0	3.0	6		02/12/26 17:41	14808-79-8	
WC 6020B MET ICPMS	Analytical Method: EPA 6020B Preparation Method: EPA 3005A Pace Analytical Services - West Columbia								
Antimony	**0.0010J**	mg/L	0.0020	0.00043	1	02/13/26 14:10	02/27/26 07:44	7440-36-0	
Arsenic	**0.0011J**	mg/L	0.0020	0.00041	1	02/13/26 14:10	02/27/26 07:44	7440-38-2	
Barium	**0.089**	mg/L	0.0050	0.00056	1	02/13/26 14:10	02/27/26 07:44	7440-39-3	
Beryllium	ND	mg/L	0.00040	0.00015	1	02/13/26 14:10	02/27/26 07:44	7440-41-7	
Boron	**9.1**	mg/L	2.0	0.37	50	02/13/26 14:10	02/27/26 08:03	7440-42-8	
Cadmium	**0.00012J**	mg/L	0.00050	0.00010	1	02/13/26 14:10	02/27/26 07:44	7440-43-9	
Calcium	**193**	mg/L	4.0	1.0	10	02/13/26 14:10	02/27/26 07:53	7440-70-2	2g
Chromium	ND	mg/L	0.0050	0.00024	1	02/13/26 14:10	02/27/26 07:44	7440-47-3	
Cobalt	**0.00076J**	mg/L	0.0050	0.00012	1	02/13/26 14:10	02/27/26 07:44	7440-48-4	
Iron	**0.25**	mg/L	0.040	0.016	1	02/13/26 14:10	02/27/26 07:44	7439-89-6	
Lead	ND	mg/L	0.0010	0.00027	1	02/13/26 14:10	02/27/26 07:44	7439-92-1	
Magnesium	**48.6**	mg/L	0.50	0.24	10	02/13/26 14:10	02/27/26 07:53	7439-95-4	
Manganese	**0.16**	mg/L	0.0050	0.0013	1	02/13/26 14:10	02/27/26 07:44	7439-96-5	
Molybdenum	**0.093**	mg/L	0.010	0.0020	1	02/13/26 14:10	02/27/26 07:44	7439-98-7	
Potassium	**4.2**	mg/L	0.40	0.13	1	02/13/26 14:10	02/27/26 07:44	7440-09-7	
Selenium	**0.0092**	mg/L	0.0050	0.00050	1	02/13/26 14:10	02/27/26 07:44	7782-49-2	
Sodium	**15.3**	mg/L	0.40	0.083	1	02/13/26 14:10	02/27/26 07:44	7440-23-5	
Thallium	**0.00065**	mg/L	0.00050	0.00017	1	02/13/26 14:10	02/27/26 07:44	7440-28-0	

This report shall not be reproduced, except in full,
without the written consent of Pace Analytical Services, LLC.

Pace Analytical Services, LLC
9800 Kincey Ave. Suite 100
Huntersville, NC 28078
(704)875-9092

ANALYTICAL RESULTS

Project: Plant Bowen AP-1st SA
Pace Project No.: 92841933

Sample: BOW-BGWC-38D **Lab ID: 92841933037** Collected: 02/09/26 12:03 Received: 02/10/26 13:35 Matrix: Water

Parameters	Results	Units	Report Limit	MDL	DF	Prepared	Analyzed	CAS No.	Qual
WCOL 7470 Mercury	Analytical Method: EPA 7470A Preparation Method: EPA 7470A Pace Analytical Services - West Columbia								
Mercury	ND	mg/L	0.00020	0.000091	1	02/14/26 11:47	02/21/26 16:22	7439-97-6	

This report shall not be reproduced, except in full,
without the written consent of Pace Analytical Services, LLC.

Pace Analytical Services, LLC
9800 Kincey Ave. Suite 100
Huntersville, NC 28078
(704)875-9092

ANALYTICAL RESULTS

Project: Plant Bowen AP-1st SA
Pace Project No.: 92841933

Sample: BOW-BGWC-49D **Lab ID: 92841933038** Collected: 02/09/26 12:51 Received: 02/10/26 13:35 Matrix: Water

Parameters	Results	Units	Report Limit	MDL	DF	Prepared	Analyzed	CAS No.	Qual
Metals (ICPMS) 6020B	Analytical Method: EPA 6020B Preparation Method: 3015								
	Pace National - Mt. Juliet								
Lithium	**0.00726**	mg/L	0.00200	0.000600	1	02/16/26 10:25	02/16/26 18:01	7439-93-2	
2320B Alkalinity	Analytical Method: SM 2320B-2021								
	Pace Analytical Services - Asheville								
Alkalinity,Bicarbonate (CaCO3)	**99.0**	mg/L	5.0	5.0	1		02/20/26 20:41		
Alkalinity,Carbonate (CaCO3)	ND	mg/L	5.0	5.0	1		02/20/26 20:41		
Alkalinity, Total as CaCO3	**99.0**	mg/L	5.0	5.0	1		02/20/26 20:41		
2540C Total Dissolved Solids	Analytical Method: SM 2540C-2020								
	Pace Analytical Services - Asheville								
Total Dissolved Solids	**1470**	mg/L	250	250	1		02/12/26 16:29		
4500S2D Sulfide Water	Analytical Method: SM 4500-S2D-2021								
	Pace Analytical Services - Asheville								
Sulfide	ND	mg/L	0.10	0.022	1		02/14/26 04:24	18496-25-8	
300.0 IC Anions 28 Days	Analytical Method: EPA 300.0 Rev 2.1 1993								
	Pace Analytical Services - Asheville								
Chloride	**417**	mg/L	9.0	5.4	9		02/12/26 17:54	16887-00-6	
Fluoride	**0.065J**	mg/L	0.10	0.050	1		02/12/26 04:28	16984-48-8	
Sulfate	**201**	mg/L	9.0	4.5	9		02/12/26 17:54	14808-79-8	
WC 6020B MET ICPMS	Analytical Method: EPA 6020B Preparation Method: EPA 3005A								
	Pace Analytical Services - West Columbia								
Antimony	ND	mg/L	0.0020	0.00043	1	02/13/26 14:10	02/27/26 10:44	7440-36-0	
Arsenic	**0.0011J**	mg/L	0.0020	0.00041	1	02/13/26 14:10	02/27/26 09:17	7440-38-2	
Barium	**0.074**	mg/L	0.0050	0.00056	1	02/13/26 14:10	02/27/26 09:17	7440-39-3	
Beryllium	ND	mg/L	0.00040	0.00015	1	02/13/26 14:10	02/27/26 09:17	7440-41-7	
Boron	**8.1**	mg/L	2.0	0.37	50	02/13/26 14:10	02/27/26 08:12	7440-42-8	
Cadmium	ND	mg/L	0.00050	0.00010	1	02/13/26 14:10	02/27/26 09:17	7440-43-9	
Calcium	**216**	mg/L	4.0	1.0	10	02/13/26 14:10	02/27/26 08:40	7440-70-2	2g
Chromium	**0.00030J**	mg/L	0.0050	0.00024	1	02/13/26 14:10	02/27/26 09:17	7440-47-3	
Cobalt	**0.0012J**	mg/L	0.0050	0.00012	1	02/13/26 14:10	02/27/26 09:17	7440-48-4	
Iron	**0.39**	mg/L	0.040	0.016	1	02/13/26 14:10	02/27/26 09:17	7439-89-6	
Lead	ND	mg/L	0.0010	0.00027	1	02/13/26 14:10	02/27/26 09:17	7439-92-1	
Magnesium	**92.4**	mg/L	0.50	0.24	10	02/13/26 14:10	02/27/26 08:40	7439-95-4	
Manganese	**0.090**	mg/L	0.0050	0.0013	1	02/13/26 14:10	02/27/26 09:17	7439-96-5	
Molybdenum	**0.0040J**	mg/L	0.010	0.0020	1	02/13/26 14:10	02/27/26 09:17	7439-98-7	
Potassium	**3.1**	mg/L	0.40	0.13	1	02/13/26 14:10	02/27/26 09:17	7440-09-7	
Selenium	**0.0054**	mg/L	0.0050	0.00050	1	02/13/26 14:10	02/27/26 09:17	7782-49-2	
Sodium	**28.3**	mg/L	0.40	0.083	1	02/13/26 14:10	02/27/26 09:17	7440-23-5	
Thallium	ND	mg/L	0.00050	0.00017	1	02/13/26 14:10	02/27/26 09:17	7440-28-0	

This report shall not be reproduced, except in full,
without the written consent of Pace Analytical Services, LLC.

Pace Analytical Services, LLC
9800 Kincey Ave. Suite 100
Huntersville, NC 28078
(704)875-9092

ANALYTICAL RESULTS

Project: Plant Bowen AP-1st SA
Pace Project No.: 92841933

Sample: BOW-BGWC-49D **Lab ID: 92841933038** Collected: 02/09/26 12:51 Received: 02/10/26 13:35 Matrix: Water

Parameters	Results	Units	Report Limit	MDL	DF	Prepared	Analyzed	CAS No.	Qual
WCOL 7470 Mercury	Analytical Method: EPA 7470A Preparation Method: EPA 7470A Pace Analytical Services - West Columbia								
Mercury	ND	mg/L	0.00020	0.000091	1	02/14/26 11:47	02/21/26 16:25	7439-97-6	

This report shall not be reproduced, except in full,
without the written consent of Pace Analytical Services, LLC.

Pace Analytical Services, LLC
9800 Kincey Ave. Suite 100
Huntersville, NC 28078
(704)875-9092

ANALYTICAL RESULTS

Project: Plant Bowen AP-1st SA
Pace Project No.: 92841933

Sample: BOW-AP1-FB-04 **Lab ID: 92841933039** Collected: 02/09/26 13:30 Received: 02/10/26 13:35 Matrix: Water

Parameters	Results	Units	Report Limit	MDL	DF	Prepared	Analyzed	CAS No.	Qual
Metals (ICPMS) 6020B	Analytical Method: EPA 6020B Preparation Method: 3015 Pace National - Mt. Juliet								
Lithium	ND	mg/L	0.00200	0.000600	1	02/16/26 10:25	02/16/26 18:04	7439-93-2	
2540C Total Dissolved Solids	Analytical Method: SM 2540C-2020 Pace Analytical Services - Asheville								
Total Dissolved Solids	ND	mg/L	25.0	25.0	1		02/12/26 16:29		
300.0 IC Anions 28 Days	Analytical Method: EPA 300.0 Rev 2.1 1993 Pace Analytical Services - Asheville								
Chloride	ND	mg/L	1.0	0.60	1		02/12/26 01:22	16887-00-6	
Fluoride	ND	mg/L	0.10	0.050	1		02/12/26 01:22	16984-48-8	
Sulfate	ND	mg/L	1.0	0.50	1		02/12/26 01:22	14808-79-8	
WC 6020B MET ICPMS	Analytical Method: EPA 6020B Preparation Method: EPA 3005A Pace Analytical Services - West Columbia								
Antimony	ND	mg/L	0.0020	0.00043	1	02/16/26 11:52	03/03/26 14:13	7440-36-0	
Arsenic	ND	mg/L	0.0020	0.00041	1	02/16/26 11:52	03/03/26 14:13	7440-38-2	
Barium	ND	mg/L	0.0050	0.00056	1	02/16/26 11:52	03/03/26 14:13	7440-39-3	
Beryllium	ND	mg/L	0.00040	0.00015	1	02/16/26 11:52	03/04/26 19:38	7440-41-7	
Boron	ND	mg/L	0.040	0.0073	1	02/16/26 11:52	03/04/26 19:38	7440-42-8	
Cadmium	ND	mg/L	0.00050	0.00010	1	02/16/26 11:52	03/03/26 14:13	7440-43-9	
Calcium	ND	mg/L	0.40	0.10	1	02/16/26 11:52	03/03/26 14:13	7440-70-2	
Chromium	ND	mg/L	0.0050	0.00024	1	02/16/26 11:52	03/03/26 14:13	7440-47-3	
Cobalt	ND	mg/L	0.0050	0.00012	1	02/16/26 11:52	03/03/26 14:13	7440-48-4	
Lead	ND	mg/L	0.0010	0.00027	1	02/16/26 11:52	03/03/26 14:13	7439-92-1	
Molybdenum	ND	mg/L	0.010	0.0020	1	02/16/26 11:52	03/03/26 14:13	7439-98-7	
Selenium	ND	mg/L	0.0050	0.00050	1	02/16/26 11:52	03/03/26 14:13	7782-49-2	
Thallium	ND	mg/L	0.00050	0.00017	1	02/16/26 11:52	03/03/26 14:13	7440-28-0	
WCOL 7470 Mercury	Analytical Method: EPA 7470A Preparation Method: EPA 7470A Pace Analytical Services - West Columbia								
Mercury	ND	mg/L	0.00020	0.000091	1	02/14/26 11:47	02/21/26 16:32	7439-97-6	

This report shall not be reproduced, except in full,
without the written consent of Pace Analytical Services, LLC.

Pace Analytical Services, LLC
9800 Kincey Ave. Suite 100
Huntersville, NC 28078
(704)875-9092

ANALYTICAL RESULTS

Project: Plant Bowen AP-1st SA
Pace Project No.: 92841933

Sample: BOW-AP1-EB-04 **Lab ID: 92841933040** Collected: 02/09/26 14:30 Received: 02/10/26 13:35 Matrix: Water

Parameters	Results	Units	Report Limit	MDL	DF	Prepared	Analyzed	CAS No.	Qual
Metals (ICPMS) 6020B	Analytical Method: EPA 6020B Preparation Method: 3015 Pace National - Mt. Juliet								
Lithium	**0.000711J**	mg/L	0.00200	0.000600	1	02/16/26 10:25	02/16/26 18:08	7439-93-2	J
2540C Total Dissolved Solids	Analytical Method: SM 2540C-2020 Pace Analytical Services - Asheville								
Total Dissolved Solids	ND	mg/L	25.0	25.0	1		02/12/26 16:29		
300.0 IC Anions 28 Days	Analytical Method: EPA 300.0 Rev 2.1 1993 Pace Analytical Services - Asheville								
Chloride	ND	mg/L	1.0	0.60	1		02/12/26 01:36	16887-00-6	
Fluoride	ND	mg/L	0.10	0.050	1		02/12/26 01:36	16984-48-8	
Sulfate	ND	mg/L	1.0	0.50	1		02/12/26 01:36	14808-79-8	
WC 6020B MET ICPMS	Analytical Method: EPA 6020B Preparation Method: EPA 3005A Pace Analytical Services - West Columbia								
Antimony	ND	mg/L	0.0020	0.00043	1	02/16/26 11:52	03/03/26 14:16	7440-36-0	
Arsenic	ND	mg/L	0.0020	0.00041	1	02/16/26 11:52	03/03/26 14:16	7440-38-2	
Barium	ND	mg/L	0.0050	0.00056	1	02/16/26 11:52	03/03/26 14:16	7440-39-3	
Beryllium	ND	mg/L	0.00040	0.00015	1	02/16/26 11:52	03/04/26 19:47	7440-41-7	
Boron	ND	mg/L	0.040	0.0073	1	02/16/26 11:52	03/04/26 19:47	7440-42-8	
Cadmium	ND	mg/L	0.00050	0.00010	1	02/16/26 11:52	03/03/26 14:16	7440-43-9	
Calcium	ND	mg/L	0.40	0.10	1	02/16/26 11:52	03/03/26 14:16	7440-70-2	
Chromium	ND	mg/L	0.0050	0.00024	1	02/16/26 11:52	03/03/26 14:16	7440-47-3	
Cobalt	ND	mg/L	0.0050	0.00012	1	02/16/26 11:52	03/03/26 14:16	7440-48-4	
Lead	ND	mg/L	0.0010	0.00027	1	02/16/26 11:52	03/03/26 14:16	7439-92-1	
Molybdenum	ND	mg/L	0.010	0.0020	1	02/16/26 11:52	03/03/26 14:16	7439-98-7	
Selenium	ND	mg/L	0.0050	0.00050	1	02/16/26 11:52	03/03/26 14:16	7782-49-2	
Thallium	ND	mg/L	0.00050	0.00017	1	02/16/26 11:52	03/03/26 14:16	7440-28-0	
WCOL 7470 Mercury	Analytical Method: EPA 7470A Preparation Method: EPA 7470A Pace Analytical Services - West Columbia								
Mercury	ND	mg/L	0.00020	0.000091	1	02/14/26 11:47	02/21/26 16:35	7439-97-6	

This report shall not be reproduced, except in full,
without the written consent of Pace Analytical Services, LLC.

Pace Analytical Services, LLC
9800 Kincey Ave. Suite 100
Huntersville, NC 28078
(704)875-9092

ANALYTICAL RESULTS

Project: Plant Bowen AP-1st SA
Pace Project No.: 92841933

Sample: BOW-BGWA-2 **Lab ID: 92841933041** Collected: 02/06/26 11:48 Received: 02/13/26 14:30 Matrix: Water

Parameters	Results	Units	Report Limit	MDL	DF	Prepared	Analyzed	CAS No.	Qual
Metals (ICPMS) 6020B	Analytical Method: EPA 6020B Preparation Method: 3015 Pace National - Mt. Juliet								
Lithium	**0.00224**	mg/L	0.00200	0.000600	1	02/18/26 07:07	02/18/26 17:31	7439-93-2	
2320B Alkalinity	Analytical Method: SM 2320B-2021 Pace Analytical Services - Asheville								
Alkalinity,Bicarbonate (CaCO3)	**199**	mg/L	5.0	5.0	1		02/17/26 21:28		
Alkalinity,Carbonate (CaCO3)	ND	mg/L	5.0	5.0	1		02/17/26 21:28		
Alkalinity, Total as CaCO3	**199**	mg/L	5.0	5.0	1		02/17/26 21:28		
2540C Total Dissolved Solids	Analytical Method: SM 2540C-2020 Pace Analytical Services - Asheville								
Total Dissolved Solids	**243**	mg/L	25.0	25.0	1		02/13/26 17:39		1g
4500S2D Sulfide Water	Analytical Method: SM 4500-S2D-2021 Pace Analytical Services - Asheville								
Sulfide	ND	mg/L	0.10	0.022	1		02/14/26 04:41	18496-25-8	H1
300.0 IC Anions 28 Days	Analytical Method: EPA 300.0 Rev 2.1 1993 Pace Analytical Services - Asheville								
Chloride	**3.4**	mg/L	1.0	0.60	1		02/14/26 23:21	16887-00-6	
Fluoride	ND	mg/L	0.10	0.050	1		02/14/26 23:21	16984-48-8	
Sulfate	**17.8**	mg/L	1.0	0.50	1		02/14/26 23:21	14808-79-8	
WC 6020B MET ICPMS	Analytical Method: EPA 6020B Preparation Method: EPA 3005A Pace Analytical Services - West Columbia								
Antimony	**0.00079J**	mg/L	0.0020	0.00043	1	02/17/26 11:41	03/06/26 02:00	7440-36-0	
Arsenic	**0.00058J**	mg/L	0.0020	0.00041	1	02/17/26 11:41	03/06/26 02:00	7440-38-2	
Barium	**0.10**	mg/L	0.0050	0.00056	1	02/17/26 11:41	03/06/26 02:00	7440-39-3	
Beryllium	ND	mg/L	0.00040	0.00015	1	02/17/26 11:41	03/06/26 02:00	7440-41-7	
Boron	**0.018J**	mg/L	0.040	0.0073	1	02/17/26 11:41	03/06/26 02:00	7440-42-8	
Cadmium	ND	mg/L	0.00050	0.00010	1	02/17/26 11:41	03/06/26 02:00	7440-43-9	
Calcium	**50.0**	mg/L	2.0	0.50	5	02/17/26 11:41	03/06/26 12:48	7440-70-2	M1
Chromium	**0.00055J**	mg/L	0.0050	0.00024	1	02/17/26 11:41	03/06/26 02:00	7440-47-3	
Cobalt	ND	mg/L	0.0050	0.00012	1	02/17/26 11:41	03/06/26 02:00	7440-48-4	
Iron	**0.13**	mg/L	0.040	0.016	1	02/17/26 11:41	03/06/26 02:00	7439-89-6	
Lead	ND	mg/L	0.0010	0.00027	1	02/17/26 11:41	03/06/26 02:00	7439-92-1	
Magnesium	**23.3**	mg/L	0.050	0.024	1	02/17/26 11:41	03/06/26 02:00	7439-95-4	M1
Manganese	**0.011**	mg/L	0.0050	0.0013	1	02/17/26 11:41	03/06/26 02:00	7439-96-5	
Molybdenum	ND	mg/L	0.010	0.0020	1	02/17/26 11:41	03/06/26 02:00	7439-98-7	
Potassium	**1.7**	mg/L	0.40	0.13	1	02/17/26 11:41	03/10/26 12:40	7440-09-7	
Selenium	**0.00052J**	mg/L	0.0050	0.00050	1	02/17/26 11:41	03/06/26 02:00	7782-49-2	
Sodium	**2.9**	mg/L	0.40	0.083	1	02/17/26 11:41	03/06/26 02:00	7440-23-5	
Thallium	ND	mg/L	0.00050	0.00017	1	02/17/26 11:41	03/06/26 02:00	7440-28-0	

This report shall not be reproduced, except in full,
without the written consent of Pace Analytical Services, LLC.

Pace Analytical Services, LLC
9800 Kincey Ave. Suite 100
Huntersville, NC 28078
(704)875-9092

ANALYTICAL RESULTS

Project: Plant Bowen AP-1st SA
Pace Project No.: 92841933

Sample: BOW-BGWA-2 **Lab ID: 92841933041** Collected: 02/06/26 11:48 Received: 02/13/26 14:30 Matrix: Water

Parameters	Results	Units	Report Limit	MDL	DF	Prepared	Analyzed	CAS No.	Qual
WCOL 7470 Mercury	Analytical Method: EPA 7470A Preparation Method: EPA 7470A Pace Analytical Services - West Columbia								
Mercury	ND	mg/L	0.00020	0.000091	1	02/18/26 15:59	02/21/26 17:48	7439-97-6	

This report shall not be reproduced, except in full,
without the written consent of Pace Analytical Services, LLC.

Pace Analytical Services, LLC
9800 Kincey Ave. Suite 100
Huntersville, NC 28078
(704)875-9092

ANALYTICAL RESULTS

Project: Plant Bowen AP-1st SA
Pace Project No.: 92841933

Sample: BOW-BGWC-23 **Lab ID: 92841933042** Collected: 02/06/26 11:38 Received: 02/13/26 14:30 Matrix: Water

Parameters	Results	Units	Report Limit	MDL	DF	Prepared	Analyzed	CAS No.	Qual
Metals (ICPMS) 6020B	Analytical Method: EPA 6020B Preparation Method: 3015 Pace National - Mt. Juliet								
Lithium	**0.0125**	mg/L	0.00200	0.000600	1	02/18/26 07:07	02/18/26 17:34	7439-93-2	
2320B Alkalinity	Analytical Method: SM 2320B-2021 Pace Analytical Services - Asheville								
Alkalinity,Bicarbonate (CaCO3)	**240**	mg/L	5.0	5.0	1		02/17/26 21:36		
Alkalinity,Carbonate (CaCO3)	ND	mg/L	5.0	5.0	1		02/17/26 21:36		
Alkalinity, Total as CaCO3	**240**	mg/L	5.0	5.0	1		02/17/26 21:36		
2540C Total Dissolved Solids	Analytical Method: SM 2540C-2020 Pace Analytical Services - Asheville								
Total Dissolved Solids	**1160**	mg/L	125	125	1		02/13/26 17:39		1g
4500S2D Sulfide Water	Analytical Method: SM 4500-S2D-2021 Pace Analytical Services - Asheville								
Sulfide	**1.2**	mg/L	1.0	0.22	10		02/14/26 04:42	18496-25-8	H1
300.0 IC Anions 28 Days	Analytical Method: EPA 300.0 Rev 2.1 1993 Pace Analytical Services - Asheville								
Chloride	**250**	mg/L	6.0	3.6	6		02/15/26 04:12	16887-00-6	
Fluoride	ND	mg/L	0.10	0.050	1		02/14/26 23:36	16984-48-8	
Sulfate	**204**	mg/L	6.0	3.0	6		02/15/26 04:12	14808-79-8	
WC 6020B MET ICPMS	Analytical Method: EPA 6020B Preparation Method: EPA 3005A Pace Analytical Services - West Columbia								
Antimony	**0.0021**	mg/L	0.0020	0.00043	1	02/17/26 11:41	03/06/26 02:47	7440-36-0	
Arsenic	**0.0010J**	mg/L	0.0020	0.00041	1	02/17/26 11:41	03/06/26 02:47	7440-38-2	
Barium	**0.048**	mg/L	0.0050	0.00056	1	02/17/26 11:41	03/06/26 02:47	7440-39-3	
Beryllium	ND	mg/L	0.00040	0.00015	1	02/17/26 11:41	03/06/26 02:47	7440-41-7	
Boron	**6.7**	mg/L	1.0	0.18	25	02/17/26 11:41	03/06/26 02:56	7440-42-8	
Cadmium	ND	mg/L	0.00050	0.00010	1	02/17/26 11:41	03/06/26 02:47	7440-43-9	
Calcium	**221**	mg/L	10.0	2.5	25	02/17/26 11:41	03/06/26 13:35	7440-70-2	
Chromium	**0.00042J**	mg/L	0.0050	0.00024	1	02/17/26 11:41	03/06/26 02:47	7440-47-3	
Cobalt	**0.00025J**	mg/L	0.0050	0.00012	1	02/17/26 11:41	03/06/26 02:47	7440-48-4	
Iron	**0.47**	mg/L	0.040	0.016	1	02/17/26 11:41	03/06/26 02:47	7439-89-6	
Lead	ND	mg/L	0.0010	0.00027	1	02/17/26 11:41	03/06/26 02:47	7439-92-1	
Magnesium	**78.4**	mg/L	1.2	0.61	25	02/17/26 11:41	03/06/26 02:56	7439-95-4	
Manganese	**0.13**	mg/L	0.0050	0.0013	1	02/17/26 11:41	03/06/26 02:47	7439-96-5	
Molybdenum	**0.0048J**	mg/L	0.010	0.0020	1	02/17/26 11:41	03/06/26 02:47	7439-98-7	
Potassium	**5.0**	mg/L	0.40	0.13	1	02/17/26 11:41	03/10/26 12:50	7440-09-7	
Selenium	**0.0039J**	mg/L	0.0050	0.00050	1	02/17/26 11:41	03/06/26 02:47	7782-49-2	
Sodium	**17.6**	mg/L	0.40	0.083	1	02/17/26 11:41	03/06/26 02:47	7440-23-5	
Thallium	**0.00027J**	mg/L	0.00050	0.00017	1	02/17/26 11:41	03/06/26 02:47	7440-28-0	

This report shall not be reproduced, except in full,
without the written consent of Pace Analytical Services, LLC.

Pace Analytical Services, LLC
9800 Kincey Ave. Suite 100
Huntersville, NC 28078
(704)875-9092

ANALYTICAL RESULTS

Project: Plant Bowen AP-1st SA
Pace Project No.: 92841933

Sample: BOW-BGWC-23 **Lab ID: 92841933042** Collected: 02/06/26 11:38 Received: 02/13/26 14:30 Matrix: Water

Parameters	Results	Units	Report Limit	MDL	DF	Prepared	Analyzed	CAS No.	Qual
WCOL 7470 Mercury	Analytical Method: EPA 7470A Preparation Method: EPA 7470A Pace Analytical Services - West Columbia								
Mercury	ND	mg/L	0.00020	0.000091	1	02/18/26 15:59	02/21/26 17:51	7439-97-6	

REPORT OF LABORATORY ANALYSIS

This report shall not be reproduced, except in full,
without the written consent of Pace Analytical Services, LLC.

Pace Analytical Services, LLC
9800 Kincey Ave. Suite 100
Huntersville, NC 28078
(704)875-9092

ANALYTICAL RESULTS

Project: Plant Bowen AP-1st SA
Pace Project No.: 92841933

Sample: BOW-BGWC-32 **Lab ID: 92841933043** Collected: 02/06/26 10:37 Received: 02/13/26 14:30 Matrix: Water

Parameters	Results	Units	Report Limit	MDL	DF	Prepared	Analyzed	CAS No.	Qual
Metals (ICPMS) 6020B	Analytical Method: EPA 6020B Preparation Method: 3015 Pace National - Mt. Juliet								
Lithium	**0.000952J**	mg/L	0.00200	0.000600	1	02/18/26 07:07	02/19/26 10:54	7439-93-2	J
2320B Alkalinity	Analytical Method: SM 2320B-2021 Pace Analytical Services - Asheville								
Alkalinity,Bicarbonate (CaCO3)	**226**	mg/L	5.0	5.0	1		02/17/26 21:44		
Alkalinity,Carbonate (CaCO3)	ND	mg/L	5.0	5.0	1		02/17/26 21:44		
Alkalinity, Total as CaCO3	**226**	mg/L	5.0	5.0	1		02/17/26 21:44		
2540C Total Dissolved Solids	Analytical Method: SM 2540C-2020 Pace Analytical Services - Asheville								
Total Dissolved Solids	**850**	mg/L	50.0	50.0	1		02/13/26 17:39		1g
4500S2D Sulfide Water	Analytical Method: SM 4500-S2D-2021 Pace Analytical Services - Asheville								
Sulfide	ND	mg/L	0.10	0.022	1		02/14/26 04:42	18496-25-8	H1
300.0 IC Anions 28 Days	Analytical Method: EPA 300.0 Rev 2.1 1993 Pace Analytical Services - Asheville								
Chloride	**173**	mg/L	4.0	2.4	4		02/15/26 04:28	16887-00-6	
Fluoride	**0.085J**	mg/L	0.10	0.050	1		02/14/26 23:52	16984-48-8	
Sulfate	**162**	mg/L	4.0	2.0	4		02/15/26 04:28	14808-79-8	
WC 6020B MET ICPMS	Analytical Method: EPA 6020B Preparation Method: EPA 3005A Pace Analytical Services - West Columbia								
Antimony	ND	mg/L	0.0020	0.00043	1	02/17/26 11:41	03/06/26 03:05	7440-36-0	
Arsenic	**0.0011J**	mg/L	0.0020	0.00041	1	02/17/26 11:41	03/06/26 03:05	7440-38-2	
Barium	**0.092**	mg/L	0.0050	0.00056	1	02/17/26 11:41	03/06/26 03:05	7440-39-3	
Beryllium	ND	mg/L	0.00040	0.00015	1	02/17/26 11:41	03/06/26 03:05	7440-41-7	
Boron	**1.4**	mg/L	0.40	0.073	10	02/17/26 11:41	03/06/26 03:14	7440-42-8	
Cadmium	ND	mg/L	0.00050	0.00010	1	02/17/26 11:41	03/06/26 03:05	7440-43-9	
Calcium	**148**	mg/L	4.0	1.0	10	02/17/26 11:41	03/06/26 13:44	7440-70-2	
Chromium	**0.00053J**	mg/L	0.0050	0.00024	1	02/17/26 11:41	03/06/26 03:05	7440-47-3	
Cobalt	**0.0014J**	mg/L	0.0050	0.00012	1	02/17/26 11:41	03/06/26 03:05	7440-48-4	
Iron	**0.28**	mg/L	0.040	0.016	1	02/17/26 11:41	03/06/26 03:05	7439-89-6	
Lead	ND	mg/L	0.0010	0.00027	1	02/17/26 11:41	03/06/26 03:05	7439-92-1	
Magnesium	**72.6**	mg/L	0.50	0.24	10	02/17/26 11:41	03/06/26 03:14	7439-95-4	
Manganese	**0.022**	mg/L	0.0050	0.0013	1	02/17/26 11:41	03/06/26 03:05	7439-96-5	
Molybdenum	**0.0042J**	mg/L	0.010	0.0020	1	02/17/26 11:41	03/06/26 03:05	7439-98-7	
Potassium	**2.1**	mg/L	0.40	0.13	1	02/17/26 11:41	03/10/26 12:53	7440-09-7	
Selenium	**0.0027J**	mg/L	0.0050	0.00050	1	02/17/26 11:41	03/06/26 03:05	7782-49-2	
Sodium	**14.1**	mg/L	0.40	0.083	1	02/17/26 11:41	03/06/26 03:05	7440-23-5	
Thallium	ND	mg/L	0.00050	0.00017	1	02/17/26 11:41	03/06/26 03:05	7440-28-0	

This report shall not be reproduced, except in full,
without the written consent of Pace Analytical Services, LLC.

Pace Analytical Services, LLC
9800 Kincey Ave. Suite 100
Huntersville, NC 28078
(704)875-9092

ANALYTICAL RESULTS

Project: Plant Bowen AP-1st SA
Pace Project No.: 92841933

Sample: BOW-BGWC-32 **Lab ID: 92841933043** Collected: 02/06/26 10:37 Received: 02/13/26 14:30 Matrix: Water

Parameters	Results	Units	Report Limit	MDL	DF	Prepared	Analyzed	CAS No.	Qual
WCOL 7470 Mercury	Analytical Method: EPA 7470A Preparation Method: EPA 7470A Pace Analytical Services - West Columbia								
Mercury	ND	mg/L	0.00020	0.000091	1	02/19/26 15:09	02/20/26 21:53	7439-97-6	

REPORT OF LABORATORY ANALYSIS

This report shall not be reproduced, except in full,
without the written consent of Pace Analytical Services, LLC.

Pace Analytical Services, LLC
9800 Kincey Ave. Suite 100
Huntersville, NC 28078
(704)875-9092

ANALYTICAL RESULTS

Project: Plant Bowen AP-1st SA
Pace Project No.: 92841933

Sample: BOW-BGWC-35D **Lab ID: 92841933044** Collected: 02/06/26 12:45 Received: 02/13/26 14:30 Matrix: Water

Parameters	Results	Units	Report Limit	MDL	DF	Prepared	Analyzed	CAS No.	Qual
Metals (ICPMS) 6020B	Analytical Method: EPA 6020B Preparation Method: 3015								
	Pace National - Mt. Juliet								
Lithium	**0.0179**	mg/L	0.00200	0.000600	1	02/18/26 07:07	02/19/26 10:57	7439-93-2	
2320B Alkalinity	Analytical Method: SM 2320B-2021								
	Pace Analytical Services - Asheville								
Alkalinity,Bicarbonate (CaCO3)	**157**	mg/L	5.0	5.0	1		02/17/26 21:52		
Alkalinity,Carbonate (CaCO3)	ND	mg/L	5.0	5.0	1		02/17/26 21:52		
Alkalinity, Total as CaCO3	**157**	mg/L	5.0	5.0	1		02/17/26 21:52		
2540C Total Dissolved Solids	Analytical Method: SM 2540C-2020								
	Pace Analytical Services - Asheville								
Total Dissolved Solids	**2360**	mg/L	250	250	1		02/13/26 17:39		1g
4500S2D Sulfide Water	Analytical Method: SM 4500-S2D-2021								
	Pace Analytical Services - Asheville								
Sulfide	ND	mg/L	0.10	0.022	1		02/14/26 04:43	18496-25-8	H1
300.0 IC Anions 28 Days	Analytical Method: EPA 300.0 Rev 2.1 1993								
	Pace Analytical Services - Asheville								
Chloride	**613**	mg/L	15.0	9.0	15		02/15/26 04:43	16887-00-6	
Fluoride	**0.11**	mg/L	0.10	0.050	1		02/15/26 00:07	16984-48-8	
Sulfate	**466**	mg/L	15.0	7.5	15		02/15/26 04:43	14808-79-8	
WC 6020B MET ICPMS	Analytical Method: EPA 6020B Preparation Method: EPA 3005A								
	Pace Analytical Services - West Columbia								
Antimony	ND	mg/L	0.010	0.0022	5	02/17/26 11:41	03/06/26 03:42	7440-36-0	
Arsenic	**0.0065J**	mg/L	0.010	0.0020	5	02/17/26 11:41	03/06/26 03:42	7440-38-2	
Barium	**0.050**	mg/L	0.025	0.0028	5	02/17/26 11:41	03/06/26 03:42	7440-39-3	
Beryllium	ND	mg/L	0.0020	0.00075	5	02/17/26 11:41	03/06/26 03:42	7440-41-7	
Boron	**11.5**	mg/L	2.0	0.37	50	02/17/26 11:41	03/06/26 03:52	7440-42-8	
Cadmium	ND	mg/L	0.0025	0.00050	5	02/17/26 11:41	03/06/26 03:42	7440-43-9	
Calcium	**405**	mg/L	20.0	5.0	50	02/17/26 11:41	03/06/26 13:53	7440-70-2	
Chromium	ND	mg/L	0.025	0.0012	5	02/17/26 11:41	03/06/26 03:42	7440-47-3	
Cobalt	ND	mg/L	0.025	0.00060	5	02/17/26 11:41	03/06/26 03:42	7440-48-4	
Iron	**1.5**	mg/L	0.20	0.082	5	02/17/26 11:41	03/06/26 03:42	7439-89-6	
Lead	ND	mg/L	0.0050	0.0014	5	02/17/26 11:41	03/06/26 03:42	7439-92-1	
Magnesium	**106**	mg/L	0.25	0.12	5	02/17/26 11:41	03/06/26 03:42	7439-95-4	
Manganese	**0.23**	mg/L	0.025	0.0063	5	02/17/26 11:41	03/06/26 03:42	7439-96-5	
Molybdenum	**0.028J**	mg/L	0.050	0.0099	5	02/17/26 11:41	03/06/26 03:42	7439-98-7	
Potassium	**7.6**	mg/L	2.0	0.66	5	02/17/26 11:41	03/06/26 03:42	7440-09-7	
Selenium	**0.0085J**	mg/L	0.025	0.0025	5	02/17/26 11:41	03/06/26 03:42	7782-49-2	
Sodium	**97.7**	mg/L	2.0	0.42	5	02/17/26 11:41	03/06/26 03:42	7440-23-5	
Thallium	ND	mg/L	0.0025	0.00085	5	02/17/26 11:41	03/06/26 03:42	7440-28-0	

This report shall not be reproduced, except in full,
without the written consent of Pace Analytical Services, LLC.

Pace Analytical Services, LLC
9800 Kincey Ave. Suite 100
Huntersville, NC 28078
(704)875-9092

ANALYTICAL RESULTS

Project: Plant Bowen AP-1st SA
Pace Project No.: 92841933

Sample: BOW-BGWC-35D **Lab ID: 92841933044** Collected: 02/06/26 12:45 Received: 02/13/26 14:30 Matrix: Water

Parameters	Results	Units	Report Limit	MDL	DF	Prepared	Analyzed	CAS No.	Qual
WCOL 7470 Mercury	Analytical Method: EPA 7470A Preparation Method: EPA 7470A Pace Analytical Services - West Columbia								
Mercury	ND	mg/L	0.00020	0.000091	1	02/19/26 15:09	02/20/26 21:56	7439-97-6	

This report shall not be reproduced, except in full,
without the written consent of Pace Analytical Services, LLC.

Pace Analytical Services, LLC
9800 Kincey Ave. Suite 100
Huntersville, NC 28078
(704)875-9092

ANALYTICAL RESULTS

Project: Plant Bowen AP-1st SA
Pace Project No.: 92841933

Sample: BOW-BGWC-43D **Lab ID: 92841933045** Collected: 02/06/26 11:00 Received: 02/13/26 14:30 Matrix: Water

Parameters	Results	Units	Report Limit	MDL	DF	Prepared	Analyzed	CAS No.	Qual
Metals (ICPMS) 6020B	Analytical Method: EPA 6020B Preparation Method: 3015								
	Pace National - Mt. Juliet								
Lithium	**0.0187**	mg/L	0.00200	0.000600	1	02/18/26 07:07	02/19/26 11:01	7439-93-2	
2320B Alkalinity	Analytical Method: SM 2320B-2021								
	Pace Analytical Services - Asheville								
Alkalinity,Bicarbonate (CaCO3)	**119**	mg/L	5.0	5.0	1		02/17/26 22:02		
Alkalinity,Carbonate (CaCO3)	ND	mg/L	5.0	5.0	1		02/17/26 22:02		
Alkalinity, Total as CaCO3	**119**	mg/L	5.0	5.0	1		02/17/26 22:02		
2540C Total Dissolved Solids	Analytical Method: SM 2540C-2020								
	Pace Analytical Services - Asheville								
Total Dissolved Solids	**1310**	mg/L	125	125	1		02/13/26 17:39		1g
4500S2D Sulfide Water	Analytical Method: SM 4500-S2D-2021								
	Pace Analytical Services - Asheville								
Sulfide	ND	mg/L	0.10	0.022	1		02/14/26 04:43	18496-25-8	H1
300.0 IC Anions 28 Days	Analytical Method: EPA 300.0 Rev 2.1 1993								
	Pace Analytical Services - Asheville								
Chloride	**301**	mg/L	7.0	4.2	7		02/15/26 04:58	16887-00-6	
Fluoride	**0.94**	mg/L	0.10	0.050	1		02/15/26 00:23	16984-48-8	
Sulfate	**232**	mg/L	7.0	3.5	7		02/15/26 04:58	14808-79-8	
WC 6020B MET ICPMS	Analytical Method: EPA 6020B Preparation Method: EPA 3005A								
	Pace Analytical Services - West Columbia								
Antimony	ND	mg/L	0.0020	0.00043	1	02/17/26 11:41	03/06/26 04:01	7440-36-0	
Arsenic	**0.0039**	mg/L	0.0020	0.00041	1	02/17/26 11:41	03/06/26 04:01	7440-38-2	
Barium	**0.053**	mg/L	0.0050	0.00056	1	02/17/26 11:41	03/06/26 04:01	7440-39-3	
Beryllium	ND	mg/L	0.00040	0.00015	1	02/17/26 11:41	03/06/26 04:01	7440-41-7	
Boron	**11.0**	mg/L	2.0	0.37	50	02/17/26 11:41	03/06/26 04:10	7440-42-8	
Cadmium	**0.00015J**	mg/L	0.00050	0.00010	1	02/17/26 11:41	03/06/26 04:01	7440-43-9	
Calcium	**236**	mg/L	20.0	5.0	50	02/17/26 11:41	03/06/26 14:03	7440-70-2	
Chromium	**0.00025J**	mg/L	0.0050	0.00024	1	02/17/26 11:41	03/06/26 04:01	7440-47-3	
Cobalt	**0.0027J**	mg/L	0.0050	0.00012	1	02/17/26 11:41	03/06/26 04:01	7440-48-4	
Iron	**0.69**	mg/L	0.040	0.016	1	02/17/26 11:41	03/06/26 04:01	7439-89-6	
Lead	ND	mg/L	0.0010	0.00027	1	02/17/26 11:41	03/06/26 04:01	7439-92-1	
Magnesium	**56.2**	mg/L	2.5	1.2	50	02/17/26 11:41	03/06/26 04:10	7439-95-4	
Manganese	**1.6**	mg/L	0.25	0.063	50	02/17/26 11:41	03/06/26 04:10	7439-96-5	
Molybdenum	**0.19**	mg/L	0.010	0.0020	1	02/17/26 11:41	03/06/26 04:01	7439-98-7	
Potassium	**4.7**	mg/L	0.40	0.13	1	02/17/26 11:41	03/06/26 04:01	7440-09-7	
Selenium	**0.0039J**	mg/L	0.0050	0.00050	1	02/17/26 11:41	03/06/26 04:01	7782-49-2	
Sodium	**17.3**	mg/L	0.40	0.083	1	02/17/26 11:41	03/06/26 04:01	7440-23-5	
Thallium	**0.0018**	mg/L	0.00050	0.00017	1	02/17/26 11:41	03/06/26 04:01	7440-28-0	

This report shall not be reproduced, except in full,
without the written consent of Pace Analytical Services, LLC.

Pace Analytical Services, LLC
9800 Kincey Ave. Suite 100
Huntersville, NC 28078
(704)875-9092

ANALYTICAL RESULTS

Project: Plant Bowen AP-1st SA
Pace Project No.: 92841933

Sample: BOW-BGWC-43D **Lab ID: 92841933045** Collected: 02/06/26 11:00 Received: 02/13/26 14:30 Matrix: Water

Parameters	Results	Units	Report Limit	MDL	DF	Prepared	Analyzed	CAS No.	Qual
WCOL 7470 Mercury	Analytical Method: EPA 7470A Preparation Method: EPA 7470A Pace Analytical Services - West Columbia								
Mercury	ND	mg/L	0.00020	0.000091	1	02/19/26 15:09	02/20/26 22:03	7439-97-6	

This report shall not be reproduced, except in full,
without the written consent of Pace Analytical Services, LLC.

Pace Analytical Services, LLC
9800 Kincey Ave. Suite 100
Huntersville, NC 28078
(704)875-9092

ANALYTICAL RESULTS

Project: Plant Bowen AP-1st SA
Pace Project No.: 92841933

Sample: BOW-AP1-FD-04 **Lab ID: 92841933046** Collected: 02/10/26 00:00 Received: 02/13/26 14:30 Matrix: Water

Parameters	Results	Units	Report Limit	MDL	DF	Prepared	Analyzed	CAS No.	Qual
Metals (ICPMS) 6020B	Analytical Method: EPA 6020B Preparation Method: 3015 Pace National - Mt. Juliet								
Lithium	**0.0128**	mg/L	0.00200	0.000600	1	02/18/26 07:07	02/19/26 11:04	7439-93-2	
2540C Total Dissolved Solids	Analytical Method: SM 2540C-2020 Pace Analytical Services - Asheville								
Total Dissolved Solids	**910**	mg/L	50.0	50.0	1		02/15/26 15:51		
300.0 IC Anions 28 Days	Analytical Method: EPA 300.0 Rev 2.1 1993 Pace Analytical Services - Asheville								
Chloride	**128**	mg/L	5.0	3.0	5		02/15/26 05:13	16887-00-6	
Fluoride	**0.25**	mg/L	0.10	0.050	1		02/15/26 01:09	16984-48-8	
Sulfate	**215**	mg/L	5.0	2.5	5		02/15/26 05:13	14808-79-8	
WC 6020B MET ICPMS	Analytical Method: EPA 6020B Preparation Method: EPA 3005A Pace Analytical Services - West Columbia								
Antimony	**0.0010J**	mg/L	0.0020	0.00043	1	02/25/26 11:15	03/12/26 13:58	7440-36-0	
Arsenic	ND	mg/L	0.0020	0.00041	1	02/25/26 11:15	03/12/26 13:58	7440-38-2	
Barium	**0.050**	mg/L	0.0050	0.00056	1	02/25/26 11:15	03/12/26 13:58	7440-39-3	
Beryllium	ND	mg/L	0.00040	0.00015	1	02/25/26 11:15	03/19/26 12:48	7440-41-7	
Boron	**9.6**	mg/L	2.0	0.37	50	02/25/26 11:15	03/19/26 13:31	7440-42-8	M1
Cadmium	**0.00031J**	mg/L	0.00050	0.00010	1	02/25/26 11:15	03/12/26 13:58	7440-43-9	
Calcium	**205**	mg/L	2.0	0.50	5	02/25/26 11:15	03/12/26 13:36	7440-70-2	M1
Chromium	**0.00033J**	mg/L	0.0050	0.00024	1	02/25/26 11:15	03/12/26 13:58	7440-47-3	
Cobalt	**0.0028J**	mg/L	0.0050	0.00012	1	02/25/26 11:15	03/12/26 13:58	7440-48-4	
Lead	ND	mg/L	0.0010	0.00027	1	02/25/26 11:15	03/12/26 13:58	7439-92-1	
Molybdenum	**0.034**	mg/L	0.010	0.0020	1	02/25/26 11:15	03/12/26 13:58	7439-98-7	
Selenium	**0.00064J**	mg/L	0.0050	0.00050	1	02/25/26 11:15	03/12/26 13:58	7782-49-2	
Thallium	**0.0011**	mg/L	0.00050	0.00017	1	02/25/26 11:15	03/12/26 13:58	7440-28-0	
WCOL 7470 Mercury	Analytical Method: EPA 7470A Preparation Method: EPA 7470A Pace Analytical Services - West Columbia								
Mercury	ND	mg/L	0.00020	0.000091	1	02/19/26 15:09	02/20/26 22:06	7439-97-6	

This report shall not be reproduced, except in full,
without the written consent of Pace Analytical Services, LLC.

Pace Analytical Services, LLC
9800 Kincey Ave. Suite 100
Huntersville, NC 28078
(704)875-9092

ANALYTICAL RESULTS

Project: Plant Bowen AP-1st SA
Pace Project No.: 92841933

Sample: BOW-BGWC-22 **Lab ID: 92841933047** Collected: 02/10/26 09:40 Received: 02/13/26 14:30 Matrix: Water

Parameters	Results	Units	Report Limit	MDL	DF	Prepared	Analyzed	CAS No.	Qual
Metals (ICPMS) 6020B	Analytical Method: EPA 6020B Preparation Method: 3015 Pace National - Mt. Juliet								
Lithium	**0.0124**	mg/L	0.00200	0.000600	1	02/18/26 07:07	02/19/26 11:07	7439-93-2	
2320B Alkalinity	Analytical Method: SM 2320B-2021 Pace Analytical Services - Asheville								
Alkalinity,Bicarbonate (CaCO3)	**259**	mg/L	5.0	5.0	1		02/19/26 20:50		
Alkalinity,Carbonate (CaCO3)	ND	mg/L	5.0	5.0	1		02/19/26 20:50		
Alkalinity, Total as CaCO3	**259**	mg/L	5.0	5.0	1		02/19/26 20:50		
2540C Total Dissolved Solids	Analytical Method: SM 2540C-2020 Pace Analytical Services - Asheville								
Total Dissolved Solids	**898**	mg/L	50.0	50.0	1		02/15/26 15:51		
4500S2D Sulfide Water	Analytical Method: SM 4500-S2D-2021 Pace Analytical Services - Asheville								
Sulfide	ND	mg/L	0.10	0.022	1		02/14/26 04:43	18496-25-8	
300.0 IC Anions 28 Days	Analytical Method: EPA 300.0 Rev 2.1 1993 Pace Analytical Services - Asheville								
Chloride	**131**	mg/L	5.0	3.0	5		02/15/26 05:28	16887-00-6	M1
Fluoride	**0.25**	mg/L	0.10	0.050	1		02/15/26 01:24	16984-48-8	
Sulfate	**220**	mg/L	5.0	2.5	5		02/15/26 05:28	14808-79-8	M1
WC 6020B MET ICPMS	Analytical Method: EPA 6020B Preparation Method: EPA 3005A Pace Analytical Services - West Columbia								
Antimony	**0.00071J**	mg/L	0.0020	0.00043	1	02/17/26 11:41	03/06/26 04:19	7440-36-0	
Arsenic	**0.00070J**	mg/L	0.0020	0.00041	1	02/17/26 11:41	03/06/26 04:19	7440-38-2	
Barium	**0.049**	mg/L	0.0050	0.00056	1	02/17/26 11:41	03/06/26 04:19	7440-39-3	
Beryllium	ND	mg/L	0.00040	0.00015	1	02/17/26 11:41	03/06/26 04:19	7440-41-7	
Boron	**8.5**	mg/L	2.0	0.37	50	02/17/26 11:41	03/06/26 04:29	7440-42-8	
Cadmium	**0.00027J**	mg/L	0.00050	0.00010	1	02/17/26 11:41	03/06/26 04:19	7440-43-9	
Calcium	**177**	mg/L	20.0	5.0	50	02/17/26 11:41	03/06/26 14:12	7440-70-2	
Chromium	**0.00049J**	mg/L	0.0050	0.00024	1	02/17/26 11:41	03/06/26 04:19	7440-47-3	
Cobalt	**0.0027J**	mg/L	0.0050	0.00012	1	02/17/26 11:41	03/06/26 04:19	7440-48-4	
Iron	**0.27**	mg/L	0.040	0.016	1	02/17/26 11:41	03/06/26 04:19	7439-89-6	
Lead	ND	mg/L	0.0010	0.00027	1	02/17/26 11:41	03/06/26 04:19	7439-92-1	
Magnesium	**41.4**	mg/L	2.5	1.2	50	02/17/26 11:41	03/06/26 04:29	7439-95-4	
Manganese	**0.54**	mg/L	0.25	0.063	50	02/17/26 11:41	03/06/26 04:29	7439-96-5	
Molybdenum	**0.037**	mg/L	0.010	0.0020	1	02/17/26 11:41	03/06/26 04:19	7439-98-7	
Potassium	**8.3**	mg/L	0.40	0.13	1	02/17/26 11:41	03/06/26 04:19	7440-09-7	
Selenium	**0.0018J**	mg/L	0.0050	0.00050	1	02/17/26 11:41	03/06/26 04:19	7782-49-2	
Sodium	**36.3**	mg/L	20.0	4.2	50	02/17/26 11:41	03/06/26 04:29	7440-23-5	
Thallium	**0.00094**	mg/L	0.00050	0.00017	1	02/17/26 11:41	03/06/26 04:19	7440-28-0	

This report shall not be reproduced, except in full,
without the written consent of Pace Analytical Services, LLC.

Pace Analytical Services, LLC
9800 Kincey Ave. Suite 100
Huntersville, NC 28078
(704)875-9092

ANALYTICAL RESULTS

Project: Plant Bowen AP-1st SA
Pace Project No.: 92841933

Sample: BOW-BGWC-22 **Lab ID: 92841933047** Collected: 02/10/26 09:40 Received: 02/13/26 14:30 Matrix: Water

Parameters	Results	Units	Report Limit	MDL	DF	Prepared	Analyzed	CAS No.	Qual
WCOL 7470 Mercury	Analytical Method: EPA 7470A Preparation Method: EPA 7470A Pace Analytical Services - West Columbia								
Mercury	ND	mg/L	0.00020	0.000091	1	02/19/26 15:09	02/20/26 22:08	7439-97-6	

This report shall not be reproduced, except in full,
without the written consent of Pace Analytical Services, LLC.

Pace Analytical Services, LLC
9800 Kincey Ave. Suite 100
Huntersville, NC 28078
(704)875-9092

QUALITY CONTROL DATA

Project: Plant Bowen AP-1st SA
Pace Project No.: 92841933

QC Batch: 2688380
QC Batch Method: 3015
Analysis Method: EPA 6020B
Analysis Description: Metals (ICPMS) 6020B
Laboratory: Pace National - Mt. Juliet
Associated Lab Samples: 92841933001, 92841933002, 92841933003

METHOD BLANK: R4333862-1 Matrix: Water
Associated Lab Samples: 92841933001, 92841933002, 92841933003

Parameter	Units	Blank Result	Reporting Limit	MDL	Analyzed	Qualifiers
Lithium	mg/L	ND	0.00200	0.000600	02/09/26 19:38	

LABORATORY CONTROL SAMPLE: R4333862-2

Parameter	Units	Spike Conc.	LCS Result	LCS % Rec	% Rec Limits	Qualifiers
Lithium	mg/L	0.0500	0.0495	98.9	80.0-120	

MATRIX SPIKE & MATRIX SPIKE DUPLICATE: R4333862-4 R4333862-5

Parameter	Units	L1941504-01 Result	MS Spike Conc.	MSD Spike Conc.	MS Result	MSD Result	MS % Rec	MSD % Rec	% Rec Limits	RPD	Max RPD	Qual
Lithium	mg/L	0.00143	0.0500	0.0500	0.0490	0.0506	95.2	98.4	75.0-125	3.20	20	

Results presented on this page are in the units indicated by the "Units" column except where an alternate unit is presented to the right of the result.

This report shall not be reproduced, except in full,
without the written consent of Pace Analytical Services, LLC.

Pace Analytical Services, LLC
9800 Kincey Ave. Suite 100
Huntersville, NC 28078
(704)875-9092

QUALITY CONTROL DATA

Project: Plant Bowen AP-1st SA
Pace Project No.: 92841933

QC Batch: 2692196
QC Batch Method: 3015
Analysis Method: EPA 6020B
Analysis Description: Metals (ICPMS) 6020B
Laboratory: Pace National - Mt. Juliet
Associated Lab Samples: 92841933024, 92841933025, 92841933026, 92841933027, 92841933028, 92841933029, 92841933030, 92841933031, 92841933032, 92841933033, 92841933034, 92841933035

METHOD BLANK: R4335946-1 Matrix: Water
Associated Lab Samples: 92841933024, 92841933025, 92841933026, 92841933027, 92841933028, 92841933029, 92841933030, 92841933031, 92841933032, 92841933033, 92841933034, 92841933035

Parameter	Units	Blank Result	Reporting Limit	MDL	Analyzed	Qualifiers
Lithium	mg/L	ND	0.00200	0.000600	02/13/26 14:43	

LABORATORY CONTROL SAMPLE: R4335946-2

Parameter	Units	Spike Conc.	LCS Result	LCS % Rec	% Rec Limits	Qualifiers
Lithium	mg/L	0.0500	0.0499	99.7	80.0-120	

MATRIX SPIKE & MATRIX SPIKE DUPLICATE: R4335946-4 R4335946-5

Parameter	Units	92841933030 Result	MS Spike Conc.	MSD Spike Conc.	MS Result	MSD Result	MS % Rec	MSD % Rec	% Rec Limits	RPD	Max RPD	Qual
Lithium	mg/L	ND	0.0500	0.0500	0.0509	0.0512	102	102	75.0-125	0.571	20	

Results presented on this page are in the units indicated by the "Units" column except where an alternate unit is presented to the right of the result.

REPORT OF LABORATORY ANALYSIS

This report shall not be reproduced, except in full,
without the written consent of Pace Analytical Services, LLC.

Pace Analytical Services, LLC
9800 Kincey Ave. Suite 100
Huntersville, NC 28078
(704)875-9092

QUALITY CONTROL DATA

Project: Plant Bowen AP-1st SA
Pace Project No.: 92841933

QC Batch: 2692199
QC Batch Method: 3015
Analysis Method: EPA 6020B
Analysis Description: Metals (ICPMS) 6020B
Laboratory: Pace National - Mt. Juliet

Associated Lab Samples: 92841933004, 92841933005, 92841933006, 92841933007, 92841933008, 92841933009, 92841933010, 92841933011, 92841933012, 92841933013, 92841933014, 92841933015, 92841933016, 92841933017, 92841933018, 92841933019, 92841933020, 92841933021, 92841933022, 92841933023

METHOD BLANK: R4336032-1
Matrix: Water

Associated Lab Samples: 92841933004, 92841933005, 92841933006, 92841933007, 92841933008, 92841933009, 92841933010, 92841933011, 92841933012, 92841933013, 92841933014, 92841933015, 92841933016, 92841933017, 92841933018, 92841933019, 92841933020, 92841933021, 92841933022, 92841933023

Parameter	Units	Blank Result	Reporting Limit	MDL	Analyzed	Qualifiers
Lithium	mg/L	ND	0.00200	0.000600	02/13/26 15:48	

LABORATORY CONTROL SAMPLE: R4336032-2

Parameter	Units	Spike Conc.	LCS Result	LCS % Rec	% Rec Limits	Qualifiers
Lithium	mg/L	0.0500	0.0480	96.0	80.0-120	

MATRIX SPIKE & MATRIX SPIKE DUPLICATE: R4336032-4 R4336032-5

Parameter	Units	92841933007 Result	MS Spike Conc.	MSD Spike Conc.	MS Result	MSD Result	MS % Rec	MSD % Rec	% Rec Limits	RPD	Max RPD	Qual
Lithium	mg/L	0.00542	0.0500	0.0500	0.0527	0.0554	94.6	100	75.0-125	5.00	20	

Results presented on this page are in the units indicated by the "Units" column except where an alternate unit is presented to the right of the result.

REPORT OF LABORATORY ANALYSIS

This report shall not be reproduced, except in full,
without the written consent of Pace Analytical Services, LLC.

Pace Analytical Services, LLC
9800 Kincey Ave. Suite 100
Huntersville, NC 28078
(704)875-9092

QUALITY CONTROL DATA

Project: Plant Bowen AP-1st SA
Pace Project No.: 92841933

QC Batch: 2694078
QC Batch Method: 3015
Analysis Method: EPA 6020B
Analysis Description: Metals (ICPMS) 6020B
Laboratory: Pace National - Mt. Juliet
Associated Lab Samples: 92841933036, 92841933037, 92841933038, 92841933039, 92841933040

METHOD BLANK: R4336798-1 Matrix: Water
Associated Lab Samples: 92841933036, 92841933037, 92841933038, 92841933039, 92841933040

Parameter	Units	Blank Result	Reporting Limit	MDL	Analyzed	Qualifiers
Lithium	mg/L	ND	0.00200	0.000600	02/16/26 16:38	

LABORATORY CONTROL SAMPLE: R4336798-2

Parameter	Units	Spike Conc.	LCS Result	LCS % Rec	% Rec Limits	Qualifiers
Lithium	mg/L	0.0500	0.0529	106	80.0-120	

MATRIX SPIKE & MATRIX SPIKE DUPLICATE: R4336798-4 R4336798-5

Parameter	Units	L1944239-13 Result	MS Spike Conc.	MSD Spike Conc.	MS Result	MSD Result	MS % Rec	MSD % Rec	% Rec Limits	RPD	Max RPD	Qual
Lithium	mg/L	ND	0.0500	0.0500	0.0508	0.0516	102	103	75.0-125	1.62	20	

Results presented on this page are in the units indicated by the "Units" column except where an alternate unit is presented to the right of the result.

This report shall not be reproduced, except in full,
without the written consent of Pace Analytical Services, LLC.

Pace Analytical Services, LLC
9800 Kincey Ave. Suite 100
Huntersville, NC 28078
(704)875-9092

QUALITY CONTROL DATA

Project: Plant Bowen AP-1st SA
Pace Project No.: 92841933

QC Batch: 2695384
QC Batch Method: 3015
Analysis Method: EPA 6020B
Analysis Description: Metals (ICPMS) 6020B
Laboratory: Pace National - Mt. Juliet
Associated Lab Samples: 92841933041, 92841933042, 92841933043, 92841933044, 92841933045, 92841933046, 92841933047

METHOD BLANK: R4337912-1 Matrix: Water
Associated Lab Samples: 92841933041, 92841933042, 92841933043, 92841933044, 92841933045, 92841933046, 92841933047

Parameter	Units	Blank Result	Reporting Limit	MDL	Analyzed	Qualifiers
Lithium	mg/L	ND	0.00200	0.000600	02/18/26 17:07	

LABORATORY CONTROL SAMPLE: R4337912-2

Parameter	Units	Spike Conc.	LCS Result	LCS % Rec	% Rec Limits	Qualifiers
Lithium	mg/L	0.0500	0.0483	96.6	80.0-120	

MATRIX SPIKE & MATRIX SPIKE DUPLICATE: R4337912-4 R4337912-5

Parameter	Units	L1945104-01 Result	MS Spike Conc.	MSD Spike Conc.	MS Result	MSD Result	MS % Rec	MSD % Rec	% Rec Limits	RPD	Max RPD	Qual
Lithium	mg/L	0.00298	0.0500	0.0500	0.0502	0.0498	94.5	93.7	75.0-125	0.798	20	

Results presented on this page are in the units indicated by the "Units" column except where an alternate unit is presented to the right of the result.

REPORT OF LABORATORY ANALYSIS

This report shall not be reproduced, except in full,
without the written consent of Pace Analytical Services, LLC.

Pace Analytical Services, LLC
9800 Kincey Ave. Suite 100
Huntersville, NC 28078
(704)875-9092

QUALITY CONTROL DATA

Project: Plant Bowen AP-1st SA
Pace Project No.: 92841933

QC Batch: 989391
QC Batch Method: SM 2320B-2021
Analysis Method: SM 2320B-2021
Analysis Description: 2320B Alkalinity
Laboratory: Pace Analytical Services - Asheville
Associated Lab Samples: 92841933001

METHOD BLANK: 5084964 Matrix: Water
Associated Lab Samples: 92841933001

Parameter	Units	Blank Result	Reporting Limit	MDL	Analyzed	Qualifiers
Alkalinity, Total as CaCO3	mg/L	ND	5.0	5.0	02/10/26 10:54	
Alkalinity,Bicarbonate (CaCO3)	mg/L	ND	5.0	5.0	02/10/26 10:54	
Alkalinity,Carbonate (CaCO3)	mg/L	ND	5.0	5.0	02/10/26 10:54	

LABORATORY CONTROL SAMPLE: 5084965

Parameter	Units	Spike Conc.	LCS Result	LCS % Rec	% Rec Limits	Qualifiers
Alkalinity, Total as CaCO3	mg/L	50	50.9	102	80-120	

LABORATORY CONTROL SAMPLE: 5084966

Parameter	Units	Spike Conc.	LCS Result	LCS % Rec	% Rec Limits	Qualifiers
Alkalinity, Total as CaCO3	mg/L	50	50.1	100	80-120	

MATRIX SPIKE & MATRIX SPIKE DUPLICATE: 5084969 5084970

Parameter	Units	92841736007 Result	MS Spike Conc.	MSD Spike Conc.	MS Result	MSD Result	MS % Rec	MSD % Rec	% Rec Limits	RPD	Max RPD	Qual
Alkalinity, Total as CaCO3	mg/L	110	50	50	155	156	90	91	80-120	0	25	

MATRIX SPIKE & MATRIX SPIKE DUPLICATE: 5086650 5086651

Parameter	Units	92841930002 Result	MS Spike Conc.	MSD Spike Conc.	MS Result	MSD Result	MS % Rec	MSD % Rec	% Rec Limits	RPD	Max RPD	Qual
Alkalinity, Total as CaCO3	mg/L	274	50	50	326	325	105	102	80-120	0	25	

Results presented on this page are in the units indicated by the "Units" column except where an alternate unit is presented to the right of the result.

REPORT OF LABORATORY ANALYSIS

This report shall not be reproduced, except in full,
without the written consent of Pace Analytical Services, LLC.

Pace Analytical Services, LLC
9800 Kincey Ave. Suite 100
Huntersville, NC 28078
(704)875-9092

QUALITY CONTROL DATA

Project: Plant Bowen AP-1st SA
Pace Project No.: 92841933

QC Batch: 989993
QC Batch Method: SM 2320B-2021
Analysis Method: SM 2320B-2021
Analysis Description: 2320B Alkalinity
Laboratory: Pace Analytical Services - Asheville
Associated Lab Samples: 92841933005, 92841933006

METHOD BLANK: 5088347 Matrix: Water
Associated Lab Samples: 92841933005, 92841933006

Parameter	Units	Blank Result	Reporting Limit	MDL	Analyzed	Qualifiers
Alkalinity, Total as CaCO3	mg/L	ND	5.0	5.0	02/11/26 18:33	
Alkalinity,Bicarbonate (CaCO3)	mg/L	ND	5.0	5.0	02/11/26 18:33	
Alkalinity,Carbonate (CaCO3)	mg/L	ND	5.0	5.0	02/11/26 18:33	

LABORATORY CONTROL SAMPLE: 5088348

Parameter	Units	Spike Conc.	LCS Result	LCS % Rec	% Rec Limits	Qualifiers
Alkalinity, Total as CaCO3	mg/L	50	51.8	104	80-120	

LABORATORY CONTROL SAMPLE: 5088349

Parameter	Units	Spike Conc.	LCS Result	LCS % Rec	% Rec Limits	Qualifiers
Alkalinity, Total as CaCO3	mg/L	50	52.3	105	80-120	

MATRIX SPIKE & MATRIX SPIKE DUPLICATE: 5088780 5088781

Parameter	Units	92842470003 Result	MS Spike Conc.	MSD Spike Conc.	MS Result	MSD Result	MS % Rec	MSD % Rec	% Rec Limits	RPD	Max RPD	Qual
Alkalinity, Total as CaCO3	mg/L	224	50	50	260	258	73	67	80-120	1	25	M1

MATRIX SPIKE & MATRIX SPIKE DUPLICATE: 5088782 5088783

Parameter	Units	92842470004 Result	MS Spike Conc.	MSD Spike Conc.	MS Result	MSD Result	MS % Rec	MSD % Rec	% Rec Limits	RPD	Max RPD	Qual
Alkalinity, Total as CaCO3	mg/L	243	50	50	286	283	88	82	80-120	1	25	

Results presented on this page are in the units indicated by the "Units" column except where an alternate unit is presented to the right of the result.

This report shall not be reproduced, except in full,
without the written consent of Pace Analytical Services, LLC.

Pace Analytical Services, LLC
9800 Kincey Ave. Suite 100
Huntersville, NC 28078
(704)875-9092

QUALITY CONTROL DATA

Project: Plant Bowen AP-1st SA
Pace Project No.: 92841933

QC Batch: 989996
QC Batch Method: SM 2320B-2021
Analysis Method: SM 2320B-2021
Analysis Description: 2320B Alkalinity
Laboratory: Pace Analytical Services - Asheville
Associated Lab Samples: 92841933007, 92841933008, 92841933009, 92841933010, 92841933011, 92841933012, 92841933013, 92841933014, 92841933015, 92841933018, 92841933019, 92841933021, 92841933024, 92841933027

METHOD BLANK: 5088354
Matrix: Water
Associated Lab Samples: 92841933007, 92841933008, 92841933009, 92841933010, 92841933011, 92841933012, 92841933013, 92841933014, 92841933015, 92841933018, 92841933019, 92841933021, 92841933024, 92841933027

Parameter	Units	Blank Result	Reporting Limit	MDL	Analyzed	Qualifiers
Alkalinity, Total as CaCO3	mg/L	ND	5.0	5.0	02/11/26 23:47	
Alkalinity,Bicarbonate (CaCO3)	mg/L	ND	5.0	5.0	02/11/26 23:47	
Alkalinity,Carbonate (CaCO3)	mg/L	ND	5.0	5.0	02/11/26 23:47	

LABORATORY CONTROL SAMPLE: 5088355

Parameter	Units	Spike Conc.	LCS Result	LCS % Rec	% Rec Limits	Qualifiers
Alkalinity, Total as CaCO3	mg/L	50	51.9	104	80-120	

LABORATORY CONTROL SAMPLE: 5088356

Parameter	Units	Spike Conc.	LCS Result	LCS % Rec	% Rec Limits	Qualifiers
Alkalinity, Total as CaCO3	mg/L	50	51.5	103	80-120	

MATRIX SPIKE & MATRIX SPIKE DUPLICATE: 5088785 5088786

Parameter	Units	92842872001 Result	MS Spike Conc.	MSD Spike Conc.	MS Result	MSD Result	MS % Rec	MSD % Rec	% Rec Limits	RPD	Max RPD	Qual
Alkalinity, Total as CaCO3	mg/L	294	50	50	340	337	92	87	80-120	1	25	

MATRIX SPIKE & MATRIX SPIKE DUPLICATE: 5088787 5088788

Parameter	Units	92842872002 Result	MS Spike Conc.	MSD Spike Conc.	MS Result	MSD Result	MS % Rec	MSD % Rec	% Rec Limits	RPD	Max RPD	Qual
Alkalinity, Total as CaCO3	mg/L	306	50	50	341	340	69	69	80-120	0	25	M1

Results presented on this page are in the units indicated by the "Units" column except where an alternate unit is presented to the right of the result.

This report shall not be reproduced, except in full,
without the written consent of Pace Analytical Services, LLC.

Pace Analytical Services, LLC
9800 Kincey Ave. Suite 100
Huntersville, NC 28078
(704)875-9092

QUALITY CONTROL DATA

Project: Plant Bowen AP-1st SA
Pace Project No.: 92841933

QC Batch: 990287
QC Batch Method: SM 2320B-2021
Analysis Method: SM 2320B-2021
Analysis Description: 2320B Alkalinity
Laboratory: Pace Analytical Services - Asheville
Associated Lab Samples: 92841933028

METHOD BLANK: 5090270 Matrix: Water
Associated Lab Samples: 92841933028

Parameter	Units	Blank Result	Reporting Limit	MDL	Analyzed	Qualifiers
Alkalinity, Total as CaCO3	mg/L	ND	5.0	5.0	02/14/26 10:15	
Alkalinity,Bicarbonate (CaCO3)	mg/L	ND	5.0	5.0	02/14/26 10:15	
Alkalinity,Carbonate (CaCO3)	mg/L	ND	5.0	5.0	02/14/26 10:15	

LABORATORY CONTROL SAMPLE: 5090271

Parameter	Units	Spike Conc.	LCS Result	LCS % Rec	% Rec Limits	Qualifiers
Alkalinity, Total as CaCO3	mg/L	50	49.9	100	80-120	

LABORATORY CONTROL SAMPLE: 5090272

Parameter	Units	Spike Conc.	LCS Result	LCS % Rec	% Rec Limits	Qualifiers
Alkalinity, Total as CaCO3	mg/L	50	50.9	102	80-120	

MATRIX SPIKE & MATRIX SPIKE DUPLICATE: 5090273 5090274

Parameter	Units	92842325001 Result	MS Spike Conc.	MSD Spike Conc.	MS Result	MSD Result	MS % Rec	MSD % Rec	% Rec Limits	RPD	Max RPD	Qual
Alkalinity, Total as CaCO3	mg/L	170	50	50	214	212	87	84	80-120	1	25	

MATRIX SPIKE & MATRIX SPIKE DUPLICATE: 5090275 5090276

Parameter	Units	92842325002 Result	MS Spike Conc.	MSD Spike Conc.	MS Result	MSD Result	MS % Rec	MSD % Rec	% Rec Limits	RPD	Max RPD	Qual
Alkalinity, Total as CaCO3	mg/L	160	50	50	213	201	105	82	80-120	5	25	

Results presented on this page are in the units indicated by the "Units" column except where an alternate unit is presented to the right of the result.

REPORT OF LABORATORY ANALYSIS

This report shall not be reproduced, except in full,
without the written consent of Pace Analytical Services, LLC.

Pace Analytical Services, LLC
9800 Kincey Ave. Suite 100
Huntersville, NC 28078
(704)875-9092

QUALITY CONTROL DATA

Project: Plant Bowen AP-1st SA
Pace Project No.: 92841933

QC Batch: 990289
QC Batch Method: SM 2320B-2021
Analysis Method: SM 2320B-2021
Analysis Description: 2320B Alkalinity
Laboratory: Pace Analytical Services - Asheville
Associated Lab Samples: 92841933004, 92841933016, 92841933017, 92841933020, 92841933022, 92841933023, 92841933025, 92841933026

METHOD BLANK: 5090281
Matrix: Water
Associated Lab Samples: 92841933004, 92841933016, 92841933017, 92841933020, 92841933022, 92841933023, 92841933025, 92841933026

Parameter	Units	Blank Result	Reporting Limit	MDL	Analyzed	Qualifiers
Alkalinity, Total as CaCO3	mg/L	ND	5.0	5.0	02/14/26 14:28	
Alkalinity,Bicarbonate (CaCO3)	mg/L	ND	5.0	5.0	02/14/26 14:28	
Alkalinity,Carbonate (CaCO3)	mg/L	ND	5.0	5.0	02/14/26 14:28	

LABORATORY CONTROL SAMPLE: 5090282

Parameter	Units	Spike Conc.	LCS Result	LCS % Rec	% Rec Limits	Qualifiers
Alkalinity, Total as CaCO3	mg/L	50	50.9	102	80-120	

LABORATORY CONTROL SAMPLE: 5090283

Parameter	Units	Spike Conc.	LCS Result	LCS % Rec	% Rec Limits	Qualifiers
Alkalinity, Total as CaCO3	mg/L	50	50.9	102	80-120	

MATRIX SPIKE & MATRIX SPIKE DUPLICATE: 5090286 5090287

Parameter	Units	92842806005 Result	MS Spike Conc.	MSD Spike Conc.	MS Result	MSD Result	MS % Rec	MSD % Rec	% Rec Limits	RPD	Max RPD	Qual
Alkalinity, Total as CaCO3	mg/L	28.5	50	50	77.8	78.1	99	99	80-120	0	25	

MATRIX SPIKE & MATRIX SPIKE DUPLICATE: 5092939 5092940

Parameter	Units	92841933017 Result	MS Spike Conc.	MSD Spike Conc.	MS Result	MSD Result	MS % Rec	MSD % Rec	% Rec Limits	RPD	Max RPD	Qual
Alkalinity, Total as CaCO3	mg/L	94.0	50	50	147	143	105	99	80-120	2	25	

Results presented on this page are in the units indicated by the "Units" column except where an alternate unit is presented to the right of the result.

REPORT OF LABORATORY ANALYSIS

This report shall not be reproduced, except in full,
without the written consent of Pace Analytical Services, LLC.

Pace Analytical Services, LLC
9800 Kincey Ave. Suite 100
Huntersville, NC 28078
(704)875-9092

QUALITY CONTROL DATA

Project: Plant Bowen AP-1st SA
Pace Project No.: 92841933

QC Batch: 991314
QC Batch Method: SM 2320B-2021
Analysis Method: SM 2320B-2021
Analysis Description: 2320B Alkalinity
Laboratory: Pace Analytical Services - Asheville
Associated Lab Samples: 92841933041, 92841933042, 92841933043, 92841933044, 92841933045

METHOD BLANK: 5095512 Matrix: Water
Associated Lab Samples: 92841933041, 92841933042, 92841933043, 92841933044, 92841933045

Parameter	Units	Blank Result	Reporting Limit	MDL	Analyzed	Qualifiers
Alkalinity, Total as CaCO3	mg/L	ND	5.0	5.0	02/17/26 21:13	
Alkalinity,Bicarbonate (CaCO3)	mg/L	ND	5.0	5.0	02/17/26 21:13	
Alkalinity,Carbonate (CaCO3)	mg/L	ND	5.0	5.0	02/17/26 21:13	

LABORATORY CONTROL SAMPLE: 5095513

Parameter	Units	Spike Conc.	LCS Result	LCS % Rec	% Rec Limits	Qualifiers
Alkalinity, Total as CaCO3	mg/L	50	50.9	102	80-120	

LABORATORY CONTROL SAMPLE: 5095514

Parameter	Units	Spike Conc.	LCS Result	LCS % Rec	% Rec Limits	Qualifiers
Alkalinity, Total as CaCO3	mg/L	50	50.9	102	80-120	

MATRIX SPIKE & MATRIX SPIKE DUPLICATE: 5095515 5095516

Parameter	Units	92843420003 Result	MS Spike Conc.	MSD Spike Conc.	MS Result	MSD Result	MS % Rec	MSD % Rec	% Rec Limits	RPD	Max RPD	Qual
Alkalinity, Total as CaCO3	mg/L	29.5	50	50	78.8	78.4	99	98	80-120	0	25	

MATRIX SPIKE & MATRIX SPIKE DUPLICATE: 5095517 5095518

Parameter	Units	92843420006 Result	MS Spike Conc.	MSD Spike Conc.	MS Result	MSD Result	MS % Rec	MSD % Rec	% Rec Limits	RPD	Max RPD	Qual
Alkalinity, Total as CaCO3	mg/L	ND	50	50	53.0	53.8	101	103	80-120	2	25	

Results presented on this page are in the units indicated by the "Units" column except where an alternate unit is presented to the right of the result.

REPORT OF LABORATORY ANALYSIS

This report shall not be reproduced, except in full,
without the written consent of Pace Analytical Services, LLC.

Pace Analytical Services, LLC
9800 Kincey Ave. Suite 100
Huntersville, NC 28078
(704)875-9092

QUALITY CONTROL DATA

Project: Plant Bowen AP-1st SA
Pace Project No.: 92841933

QC Batch: 991373
QC Batch Method: SM 2320B-2021
Analysis Method: SM 2320B-2021
Analysis Description: 2320B Alkalinity
Laboratory: Pace Analytical Services - Asheville
Associated Lab Samples: 92841933036, 92841933037, 92841933038

METHOD BLANK: 5096042 Matrix: Water
Associated Lab Samples: 92841933036, 92841933037, 92841933038

Parameter	Units	Blank Result	Reporting Limit	MDL	Analyzed	Qualifiers
Alkalinity, Total as CaCO3	mg/L	ND	5.0	5.0	02/20/26 20:26	
Alkalinity,Bicarbonate (CaCO3)	mg/L	ND	5.0	5.0	02/20/26 20:26	
Alkalinity,Carbonate (CaCO3)	mg/L	ND	5.0	5.0	02/20/26 20:26	

LABORATORY CONTROL SAMPLE: 5096043

Parameter	Units	Spike Conc.	LCS Result	LCS % Rec	% Rec Limits	Qualifiers
Alkalinity, Total as CaCO3	mg/L	50	52.1	104	80-120	

LABORATORY CONTROL SAMPLE: 5096044

Parameter	Units	Spike Conc.	LCS Result	LCS % Rec	% Rec Limits	Qualifiers
Alkalinity, Total as CaCO3	mg/L	50	52.6	105	80-120	

MATRIX SPIKE & MATRIX SPIKE DUPLICATE: 5099876 5099877

Parameter	Units	92843245017 Result	MS Spike Conc.	MSD Spike Conc.	MS Result	MSD Result	MS % Rec	MSD % Rec	% Rec Limits	RPD	Max RPD	Qual
Alkalinity, Total as CaCO3	mg/L	74.0	50	50	122	122	97	96	80-120	0	25	

MATRIX SPIKE & MATRIX SPIKE DUPLICATE: 5099878 5099879

Parameter	Units	92843245016 Result	MS Spike Conc.	MSD Spike Conc.	MS Result	MSD Result	MS % Rec	MSD % Rec	% Rec Limits	RPD	Max RPD	Qual
Alkalinity, Total as CaCO3	mg/L	169	50	50	213	213	88	87	80-120	0	25	

Results presented on this page are in the units indicated by the "Units" column except where an alternate unit is presented to the right of the result.

REPORT OF LABORATORY ANALYSIS

This report shall not be reproduced, except in full,
without the written consent of Pace Analytical Services, LLC.

Pace Analytical Services, LLC
9800 Kincey Ave. Suite 100
Huntersville, NC 28078
(704)875-9092

QUALITY CONTROL DATA

Project: Plant Bowen AP-1st SA
Pace Project No.: 92841933

QC Batch: 991683
QC Batch Method: SM 2320B-2021
Analysis Method: SM 2320B-2021
Analysis Description: 2320B Alkalinity
Laboratory: Pace Analytical Services - Asheville
Associated Lab Samples: 92841933047

METHOD BLANK: 5097799 Matrix: Water
Associated Lab Samples: 92841933047

Parameter	Units	Blank Result	Reporting Limit	MDL	Analyzed	Qualifiers
Alkalinity, Total as CaCO3	mg/L	ND	5.0	5.0	02/19/26 17:48	
Alkalinity,Bicarbonate (CaCO3)	mg/L	ND	5.0	5.0	02/19/26 17:48	
Alkalinity,Carbonate (CaCO3)	mg/L	ND	5.0	5.0	02/19/26 17:48	

LABORATORY CONTROL SAMPLE: 5097800

Parameter	Units	Spike Conc.	LCS Result	LCS % Rec	% Rec Limits	Qualifiers
Alkalinity, Total as CaCO3	mg/L	50	50.7	101	80-120	

LABORATORY CONTROL SAMPLE: 5097801

Parameter	Units	Spike Conc.	LCS Result	LCS % Rec	% Rec Limits	Qualifiers
Alkalinity, Total as CaCO3	mg/L	50	52.4	105	80-120	

MATRIX SPIKE & MATRIX SPIKE DUPLICATE: 5097802 5097803

Parameter	Units	92843344001 Result	MS Spike Conc.	MSD Spike Conc.	MS Result	MSD Result	MS % Rec	MSD % Rec	% Rec Limits	RPD	Max RPD	Qual
Alkalinity, Total as CaCO3	mg/L	30.2	50	50	78.2	77.8	96	95	80-120	1	25	

MATRIX SPIKE & MATRIX SPIKE DUPLICATE: 5097804 5097805

Parameter	Units	92843344002 Result	MS Spike Conc.	MSD Spike Conc.	MS Result	MSD Result	MS % Rec	MSD % Rec	% Rec Limits	RPD	Max RPD	Qual
Alkalinity, Total as CaCO3	mg/L	97.0	50	50	146	146	98	98	80-120	0	25	

Results presented on this page are in the units indicated by the "Units" column except where an alternate unit is presented to the right of the result.

REPORT OF LABORATORY ANALYSIS

This report shall not be reproduced, except in full,
without the written consent of Pace Analytical Services, LLC.

Pace Analytical Services, LLC
9800 Kincey Ave. Suite 100
Huntersville, NC 28078
(704)875-9092

QUALITY CONTROL DATA

Project: Plant Bowen AP-1st SA
Pace Project No.: 92841933

QC Batch: 989088
QC Batch Method: SM 2540C-2020
Analysis Method: SM 2540C-2020
Analysis Description: 2540C Total Dissolved Solids
Laboratory: Pace Analytical Services - Asheville
Associated Lab Samples: 92841933001, 92841933002, 92841933003

METHOD BLANK: 5083585 Matrix: Water
Associated Lab Samples: 92841933001, 92841933002, 92841933003

Parameter	Units	Blank Result	Reporting Limit	MDL	Analyzed	Qualifiers
Total Dissolved Solids	mg/L	ND	25.0	25.0	02/06/26 16:17	

LABORATORY CONTROL SAMPLE: 5083586

Parameter	Units	Spike Conc.	LCS Result	LCS % Rec	% Rec Limits	Qualifiers
Total Dissolved Solids	mg/L	250	256	102	90-110	

SAMPLE DUPLICATE: 5083587

Parameter	Units	92841744001 Result	Dup Result	RPD	Max RPD	Qualifiers
Total Dissolved Solids	mg/L	92.0	97.0	5	25	

SAMPLE DUPLICATE: 5083588

Parameter	Units	92841933003 Result	Dup Result	RPD	Max RPD	Qualifiers
Total Dissolved Solids	mg/L	ND	ND		25	

Results presented on this page are in the units indicated by the "Units" column except where an alternate unit is presented to the right of the result.

This report shall not be reproduced, except in full,
without the written consent of Pace Analytical Services, LLC.

Pace Analytical Services, LLC
9800 Kincey Ave. Suite 100
Huntersville, NC 28078
(704)875-9092

QUALITY CONTROL DATA

Project: Plant Bowen AP-1st SA
Pace Project No.: 92841933

QC Batch: 989673
QC Batch Method: SM 2540C-2020
Analysis Method: SM 2540C-2020
Analysis Description: 2540C Total Dissolved Solids
Laboratory: Pace Analytical Services - Asheville
Associated Lab Samples: 92841933005, 92841933006, 92841933007, 92841933008, 92841933009, 92841933010, 92841933011, 92841933012, 92841933013, 92841933024, 92841933029, 92841933030

METHOD BLANK: 5086379
Matrix: Water
Associated Lab Samples: 92841933005, 92841933006, 92841933007, 92841933008, 92841933009, 92841933010, 92841933011, 92841933012, 92841933013, 92841933024, 92841933029, 92841933030

Parameter	Units	Blank Result	Reporting Limit	MDL	Analyzed	Qualifiers
Total Dissolved Solids	mg/L	ND	25.0	25.0	02/10/26 07:24	

LABORATORY CONTROL SAMPLE: 5086380

Parameter	Units	Spike Conc.	LCS Result	LCS % Rec	% Rec Limits	Qualifiers
Total Dissolved Solids	mg/L	250	254	102	90-110	

SAMPLE DUPLICATE: 5086381

Parameter	Units	92842806001 Result	Dup Result	RPD	Max RPD	Qualifiers
Total Dissolved Solids	mg/L	119	117	2	25	

SAMPLE DUPLICATE: 5086382

Parameter	Units	92842872001 Result	Dup Result	RPD	Max RPD	Qualifiers
Total Dissolved Solids	mg/L	740	752	2	25	

Results presented on this page are in the units indicated by the "Units" column except where an alternate unit is presented to the right of the result.

This report shall not be reproduced, except in full,
without the written consent of Pace Analytical Services, LLC.

Pace Analytical Services, LLC
9800 Kincey Ave. Suite 100
Huntersville, NC 28078
(704)875-9092

QUALITY CONTROL DATA

Project: Plant Bowen AP-1st SA
Pace Project No.: 92841933

QC Batch: 989727
QC Batch Method: SM 2540C-2020
Analysis Method: SM 2540C-2020
Analysis Description: 2540C Total Dissolved Solids
Laboratory: Pace Analytical Services - Asheville
Associated Lab Samples: 92841933014, 92841933015, 92841933018, 92841933019, 92841933021, 92841933027, 92841933028, 92841933031, 92841933033

METHOD BLANK: 5086504
Matrix: Water
Associated Lab Samples: 92841933014, 92841933015, 92841933018, 92841933019, 92841933021, 92841933027, 92841933028, 92841933031, 92841933033

Parameter	Units	Blank Result	Reporting Limit	MDL	Analyzed	Qualifiers
Total Dissolved Solids	mg/L	ND	25.0	25.0	02/10/26 15:49	

LABORATORY CONTROL SAMPLE: 5086505

Parameter	Units	Spike Conc.	LCS Result	LCS % Rec	% Rec Limits	Qualifiers
Total Dissolved Solids	mg/L	250	248	99	90-110	

SAMPLE DUPLICATE: 5086506

Parameter	Units	92841933014 Result	Dup Result	RPD	Max RPD	Qualifiers
Total Dissolved Solids	mg/L	441	432	2	25	

SAMPLE DUPLICATE: 5086507

Parameter	Units	92842453003 Result	Dup Result	RPD	Max RPD	Qualifiers
Total Dissolved Solids	mg/L	236	237	0	25	

Results presented on this page are in the units indicated by the "Units" column except where an alternate unit is presented to the right of the result.

This report shall not be reproduced, except in full,
without the written consent of Pace Analytical Services, LLC.

Pace Analytical Services, LLC
9800 Kincey Ave. Suite 100
Huntersville, NC 28078
(704)875-9092

QUALITY CONTROL DATA

Project: Plant Bowen AP-1st SA
Pace Project No.: 92841933

QC Batch: 989731
QC Batch Method: SM 2540C-2020
Analysis Method: SM 2540C-2020
Analysis Description: 2540C Total Dissolved Solids
Laboratory: Pace Analytical Services - Asheville
Associated Lab Samples: 92841933004, 92841933016, 92841933017

METHOD BLANK: 5086508
Matrix: Water
Associated Lab Samples: 92841933004, 92841933016, 92841933017

Parameter	Units	Blank Result	Reporting Limit	MDL	Analyzed	Qualifiers
Total Dissolved Solids	mg/L	ND	25.0	25.0	02/10/26 15:56	

LABORATORY CONTROL SAMPLE: 5086509

Parameter	Units	Spike Conc.	LCS Result	LCS % Rec	% Rec Limits	Qualifiers
Total Dissolved Solids	mg/L	250	240	96	90-110	

SAMPLE DUPLICATE: 5086510

Parameter	Units	92842919007 Result	Dup Result	RPD	Max RPD	Qualifiers
Total Dissolved Solids	mg/L	400	390	3	25	

SAMPLE DUPLICATE: 5086511

Parameter	Units	92842656002 Result	Dup Result	RPD	Max RPD	Qualifiers
Total Dissolved Solids	mg/L	5360	5140	4	25	

Results presented on this page are in the units indicated by the "Units" column except where an alternate unit is presented to the right of the result.

This report shall not be reproduced, except in full,
without the written consent of Pace Analytical Services, LLC.

Pace Analytical Services, LLC
9800 Kincey Ave. Suite 100
Huntersville, NC 28078
(704)875-9092

QUALITY CONTROL DATA

Project: Plant Bowen AP-1st SA
Pace Project No.: 92841933

QC Batch: 989985
QC Batch Method: SM 2540C-2020
Analysis Method: SM 2540C-2020
Analysis Description: 2540C Total Dissolved Solids
Laboratory: Pace Analytical Services - Asheville
Associated Lab Samples: 92841933020, 92841933022, 92841933023, 92841933025, 92841933026, 92841933032, 92841933034, 92841933035

METHOD BLANK: 5088321
Matrix: Water
Associated Lab Samples: 92841933020, 92841933022, 92841933023, 92841933025, 92841933026, 92841933032, 92841933034, 92841933035

Parameter	Units	Blank Result	Reporting Limit	MDL	Analyzed	Qualifiers
Total Dissolved Solids	mg/L	ND	2.5	2.5	02/11/26 12:50	

LABORATORY CONTROL SAMPLE: 5088322

Parameter	Units	Spike Conc.	LCS Result	LCS % Rec	% Rec Limits	Qualifiers
Total Dissolved Solids	mg/L	250	268	107	90-110	

SAMPLE DUPLICATE: 5088323

Parameter	Units	92841933020 Result	Dup Result	RPD	Max RPD	Qualifiers
Total Dissolved Solids	mg/L	443	442	0	25	

SAMPLE DUPLICATE: 5088324

Parameter	Units	92842919001 Result	Dup Result	RPD	Max RPD	Qualifiers
Total Dissolved Solids	mg/L	379	378	0	25	

Results presented on this page are in the units indicated by the "Units" column except where an alternate unit is presented to the right of the result.

This report shall not be reproduced, except in full,
without the written consent of Pace Analytical Services, LLC.

Pace Analytical Services, LLC
9800 Kincey Ave. Suite 100
Huntersville, NC 28078
(704)875-9092

QUALITY CONTROL DATA

Project: Plant Bowen AP-1st SA
Pace Project No.: 92841933

QC Batch: 990478
QC Batch Method: SM 2540C-2020
Analysis Method: SM 2540C-2020
Analysis Description: 2540C Total Dissolved Solids
Laboratory: Pace Analytical Services - Asheville
Associated Lab Samples: 92841933036, 92841933037, 92841933038, 92841933039, 92841933040

METHOD BLANK: 5091345
Matrix: Water
Associated Lab Samples: 92841933036, 92841933037, 92841933038, 92841933039, 92841933040

Parameter	Units	Blank Result	Reporting Limit	MDL	Analyzed	Qualifiers
Total Dissolved Solids	mg/L	ND	25.0	25.0	02/12/26 16:26	

LABORATORY CONTROL SAMPLE: 5091346

Parameter	Units	Spike Conc.	LCS Result	LCS % Rec	% Rec Limits	Qualifiers
Total Dissolved Solids	mg/L	250	248	99	90-110	

SAMPLE DUPLICATE: 5091347

Parameter	Units	92842980018 Result	Dup Result	RPD	Max RPD	Qualifiers
Total Dissolved Solids	mg/L	37.0	40.0	8	25	

SAMPLE DUPLICATE: 5091348

Parameter	Units	92843331002 Result	Dup Result	RPD	Max RPD	Qualifiers
Total Dissolved Solids	mg/L	92.0	97.0	5	25	

Results presented on this page are in the units indicated by the "Units" column except where an alternate unit is presented to the right of the result.

This report shall not be reproduced, except in full,
without the written consent of Pace Analytical Services, LLC.

Pace Analytical Services, LLC
9800 Kincey Ave. Suite 100
Huntersville, NC 28078
(704)875-9092

QUALITY CONTROL DATA

Project: Plant Bowen AP-1st SA
Pace Project No.: 92841933

QC Batch: 990814
QC Batch Method: SM 2540C-2020
Analysis Method: SM 2540C-2020
Analysis Description: 2540C Total Dissolved Solids
Laboratory: Pace Analytical Services - Asheville
Associated Lab Samples: 92841933041, 92841933042, 92841933043, 92841933044, 92841933045

METHOD BLANK: 5093220
Matrix: Water
Associated Lab Samples: 92841933041, 92841933042, 92841933043, 92841933044, 92841933045

Parameter	Units	Blank Result	Reporting Limit	MDL	Analyzed	Qualifiers
Total Dissolved Solids	mg/L	ND	25.0	25.0	02/13/26 17:39	1g

LABORATORY CONTROL SAMPLE: 5093221

Parameter	Units	Spike Conc.	LCS Result	LCS % Rec	% Rec Limits	Qualifiers
Total Dissolved Solids	mg/L	250	252	101	90-110	1g

SAMPLE DUPLICATE: 5093222

Parameter	Units	92841933041 Result	Dup Result	RPD	Max RPD	Qualifiers
Total Dissolved Solids	mg/L	243	245	1	25	1g

Results presented on this page are in the units indicated by the "Units" column except where an alternate unit is presented to the right of the result.

REPORT OF LABORATORY ANALYSIS

This report shall not be reproduced, except in full,
without the written consent of Pace Analytical Services, LLC.

Pace Analytical Services, LLC
9800 Kincey Ave. Suite 100
Huntersville, NC 28078
(704)875-9092

QUALITY CONTROL DATA

Project: Plant Bowen AP-1st SA
Pace Project No.: 92841933

QC Batch: 990924
QC Batch Method: SM 2540C-2020
Analysis Method: SM 2540C-2020
Analysis Description: 2540C Total Dissolved Solids
Laboratory: Pace Analytical Services - Asheville
Associated Lab Samples: 92841933046, 92841933047

METHOD BLANK: 5093568
Matrix: Water
Associated Lab Samples: 92841933046, 92841933047

Parameter	Units	Blank Result	Reporting Limit	MDL	Analyzed	Qualifiers
Total Dissolved Solids	mg/L	ND	25.0	25.0	02/15/26 15:51	

LABORATORY CONTROL SAMPLE: 5093569

Parameter	Units	Spike Conc.	LCS Result	LCS % Rec	% Rec Limits	Qualifiers
Total Dissolved Solids	mg/L	250	238	95	90-110	

SAMPLE DUPLICATE: 5093570

Parameter	Units	92841933046 Result	Dup Result	RPD	Max RPD	Qualifiers
Total Dissolved Solids	mg/L	910	874	4	25	

SAMPLE DUPLICATE: 5093571

Parameter	Units	92843568001 Result	Dup Result	RPD	Max RPD	Qualifiers
Total Dissolved Solids	mg/L	295	290	2	25	

Results presented on this page are in the units indicated by the "Units" column except where an alternate unit is presented to the right of the result.

This report shall not be reproduced, except in full,
without the written consent of Pace Analytical Services, LLC.

Pace Analytical Services, LLC
9800 Kincey Ave. Suite 100
Huntersville, NC 28078
(704)875-9092

QUALITY CONTROL DATA

Project: Plant Bowen AP-1st SA
Pace Project No.: 92841933

QC Batch: 989822
QC Batch Method: SM 4500-S2D-2021
Analysis Method: SM 4500-S2D-2021
Analysis Description: 4500S2D Sulfide Water
Laboratory: Pace Analytical Services - Asheville
Associated Lab Samples: 92841933001, 92841933005, 92841933006, 92841933008, 92841933009, 92841933011, 92841933024

METHOD BLANK: 5087099
Matrix: Water
Associated Lab Samples: 92841933001, 92841933005, 92841933006, 92841933008, 92841933009, 92841933011, 92841933024

Parameter	Units	Blank Result	Reporting Limit	MDL	Analyzed	Qualifiers
Sulfide	mg/L	ND	0.10	0.022	02/10/26 21:22	

LABORATORY CONTROL SAMPLE: 5087100

Parameter	Units	Spike Conc.	LCS Result	LCS % Rec	% Rec Limits	Qualifiers
Sulfide	mg/L	0.5	0.49	97	80-120	

MATRIX SPIKE & MATRIX SPIKE DUPLICATE: 5087101 5087102

Parameter	Units	92842578001 Result	MS Spike Conc.	MSD Spike Conc.	MS Result	MSD Result	MS % Rec	MSD % Rec	% Rec Limits	RPD	Max RPD	Qual
Sulfide	mg/L	ND	0.5	0.5	0.58	0.58	116	115	80-120	1	10	

MATRIX SPIKE & MATRIX SPIKE DUPLICATE: 5087103 5087104

Parameter	Units	92842545002 Result	MS Spike Conc.	MSD Spike Conc.	MS Result	MSD Result	MS % Rec	MSD % Rec	% Rec Limits	RPD	Max RPD	Qual
Sulfide	mg/L	ND	0.5	0.5	0.62	0.64	119	123	80-120	3	10	M1

Results presented on this page are in the units indicated by the "Units" column except where an alternate unit is presented to the right of the result.

REPORT OF LABORATORY ANALYSIS

This report shall not be reproduced, except in full,
without the written consent of Pace Analytical Services, LLC.

Pace Analytical Services, LLC
9800 Kincey Ave. Suite 100
Huntersville, NC 28078
(704)875-9092

QUALITY CONTROL DATA

Project: Plant Bowen AP-1st SA
Pace Project No.: 92841933

QC Batch: 989945
QC Batch Method: SM 4500-S2D-2021
Analysis Method: SM 4500-S2D-2021
Analysis Description: 4500S2D Sulfide Water
Laboratory: Pace Analytical Services - Asheville

Associated Lab Samples: 92841933004, 92841933007, 92841933010, 92841933012, 92841933013, 92841933014, 92841933015, 92841933016, 92841933017, 92841933018, 92841933019, 92841933020, 92841933021, 92841933022, 92841933023, 92841933025, 92841933026, 92841933027, 92841933028

METHOD BLANK: 5088219
Matrix: Water
Associated Lab Samples: 92841933004, 92841933007, 92841933010, 92841933012, 92841933013, 92841933014, 92841933015, 92841933016, 92841933017, 92841933018, 92841933019, 92841933020, 92841933021, 92841933022, 92841933023, 92841933025, 92841933026, 92841933027, 92841933028

Parameter	Units	Blank Result	Reporting Limit	MDL	Analyzed	Qualifiers
Sulfide	mg/L	ND	0.10	0.022	02/11/26 04:25	

LABORATORY CONTROL SAMPLE: 5088220

Parameter	Units	Spike Conc.	LCS Result	LCS % Rec	% Rec Limits	Qualifiers
Sulfide	mg/L	0.5	0.50	100	80-120	

MATRIX SPIKE & MATRIX SPIKE DUPLICATE: 5088221 5088222

Parameter	Units	92841933007 Result	MS Spike Conc.	MSD Spike Conc.	MS Result	MSD Result	MS % Rec	MSD % Rec	% Rec Limits	RPD	Max RPD	Qual
Sulfide	mg/L	ND	0.5	0.5	0.52	0.53	101	103	80-120	2	10	

MATRIX SPIKE & MATRIX SPIKE DUPLICATE: 5088223 5088224

Parameter	Units	92841933028 Result	MS Spike Conc.	MSD Spike Conc.	MS Result	MSD Result	MS % Rec	MSD % Rec	% Rec Limits	RPD	Max RPD	Qual
Sulfide	mg/L	ND	0.5	0.5	0.50	0.52	99	103	80-120	4	10	

Results presented on this page are in the units indicated by the "Units" column except where an alternate unit is presented to the right of the result.

REPORT OF LABORATORY ANALYSIS

This report shall not be reproduced, except in full,
without the written consent of Pace Analytical Services, LLC.

Pace Analytical Services, LLC
9800 Kincey Ave. Suite 100
Huntersville, NC 28078
(704)875-9092

QUALITY CONTROL DATA

Project: Plant Bowen AP-1st SA
Pace Project No.: 92841933

QC Batch: 990582
QC Batch Method: SM 4500-S2D-2021
Analysis Method: SM 4500-S2D-2021
Analysis Description: 4500S2D Sulfide Water
Laboratory: Pace Analytical Services - Asheville
Associated Lab Samples: 92841933036, 92841933037, 92841933038

METHOD BLANK: 5091978
Matrix: Water
Associated Lab Samples: 92841933036, 92841933037, 92841933038

Parameter	Units	Blank Result	Reporting Limit	MDL	Analyzed	Qualifiers
Sulfide	mg/L	ND	0.10	0.022	02/14/26 04:22	

LABORATORY CONTROL SAMPLE: 5091979

Parameter	Units	Spike Conc.	LCS Result	LCS % Rec	% Rec Limits	Qualifiers
Sulfide	mg/L	0.5	0.49	99	80-120	

MATRIX SPIKE & MATRIX SPIKE DUPLICATE: 5091980 5091981

Parameter	Units	92841933036 Result	MS Spike Conc.	MSD Spike Conc.	MS Result	MSD Result	MS % Rec	MSD % Rec	% Rec Limits	RPD	Max RPD	Qual
Sulfide	mg/L	ND	0.5	0.5	0.50	0.51	99	102	80-120	3	10	

MATRIX SPIKE & MATRIX SPIKE DUPLICATE: 5091982 5091983

Parameter	Units	92843420016 Result	MS Spike Conc.	MSD Spike Conc.	MS Result	MSD Result	MS % Rec	MSD % Rec	% Rec Limits	RPD	Max RPD	Qual
Sulfide	mg/L	ND	0.5	0.5	0.51	0.53	102	105	80-120	3	10	

Results presented on this page are in the units indicated by the "Units" column except where an alternate unit is presented to the right of the result.

REPORT OF LABORATORY ANALYSIS

This report shall not be reproduced, except in full,
without the written consent of Pace Analytical Services, LLC.

Pace Analytical Services, LLC
9800 Kincey Ave. Suite 100
Huntersville, NC 28078
(704)875-9092

QUALITY CONTROL DATA

Project: Plant Bowen AP-1st SA
Pace Project No.: 92841933

QC Batch: 990583
QC Batch Method: SM 4500-S2D-2021
Analysis Method: SM 4500-S2D-2021
Analysis Description: 4500S2D Sulfide Water
Laboratory: Pace Analytical Services - Asheville
Associated Lab Samples: 92841933041, 92841933042, 92841933043, 92841933044, 92841933045, 92841933047

METHOD BLANK: 5091984
Matrix: Water
Associated Lab Samples: 92841933041, 92841933042, 92841933043, 92841933044, 92841933045, 92841933047

Parameter	Units	Blank Result	Reporting Limit	MDL	Analyzed	Qualifiers
Sulfide	mg/L	ND	0.10	0.022	02/14/26 04:35	

LABORATORY CONTROL SAMPLE: 5091985

Parameter	Units	Spike Conc.	LCS Result	LCS % Rec	% Rec Limits	Qualifiers
Sulfide	mg/L	0.5	0.50	100	80-120	

MATRIX SPIKE & MATRIX SPIKE DUPLICATE: 5091986 5091987

Parameter	Units	92843468001 Result	MS Spike Conc.	MSD Spike Conc.	MS Result	MSD Result	MS % Rec	MSD % Rec	% Rec Limits	RPD	Max RPD	Qual
Sulfide	mg/L	ND	0.5	0.5	0.56	0.58	101	103	80-120	2	10	

MATRIX SPIKE & MATRIX SPIKE DUPLICATE: 5093395 5093396

Parameter	Units	92843816002 Result	MS Spike Conc.	MSD Spike Conc.	MS Result	MSD Result	MS % Rec	MSD % Rec	% Rec Limits	RPD	Max RPD	Qual
Sulfide	mg/L	ND	0.5	0.5	0.50	0.50	100	100	80-120	1	10	

Results presented on this page are in the units indicated by the "Units" column except where an alternate unit is presented to the right of the result.

REPORT OF LABORATORY ANALYSIS

This report shall not be reproduced, except in full,
without the written consent of Pace Analytical Services, LLC.

Pace Analytical Services, LLC
9800 Kincey Ave. Suite 100
Huntersville, NC 28078
(704)875-9092

QUALITY CONTROL DATA

Project: Plant Bowen AP-1st SA
Pace Project No.: 92841933

QC Batch: 988476
QC Batch Method: EPA 300.0 Rev 2.1 1993
Analysis Method: EPA 300.0 Rev 2.1 1993
Analysis Description: 300.0 IC Anions
Laboratory: Pace Analytical Services - Asheville
Associated Lab Samples: 92841933001, 92841933002, 92841933003

METHOD BLANK: 5080603 Matrix: Water
Associated Lab Samples: 92841933001, 92841933002, 92841933003

Parameter	Units	Blank Result	Reporting Limit	MDL	Analyzed	Qualifiers
Chloride	mg/L	ND	1.0	0.60	02/03/26 21:46	
Fluoride	mg/L	ND	0.10	0.050	02/03/26 21:46	
Sulfate	mg/L	ND	1.0	0.50	02/03/26 21:46	

LABORATORY CONTROL SAMPLE: 5080604

Parameter	Units	Spike Conc.	LCS Result	LCS % Rec	% Rec Limits	Qualifiers
Chloride	mg/L	50	52.2	104	90-110	
Fluoride	mg/L	2.5	2.5	100	90-110	
Sulfate	mg/L	50	52.7	105	90-110	

MATRIX SPIKE & MATRIX SPIKE DUPLICATE: 5080605 5080606

Parameter	Units	92841930002 Result	MS Spike Conc.	MSD Spike Conc.	MS Result	MSD Result	MS % Rec	MSD % Rec	% Rec Limits	RPD	Max RPD	Qual
Chloride	mg/L	127	50	50	163	163	71	72	90-110	0	10	M1
Fluoride	mg/L	0.13	2.5	2.5	2.3	2.4	88	91	90-110	3	10	M1
Sulfate	mg/L	177	50	50	214	215	74	75	90-110	0	10	M1

MATRIX SPIKE & MATRIX SPIKE DUPLICATE: 5080607 5080608

Parameter	Units	92841680013 Result	MS Spike Conc.	MSD Spike Conc.	MS Result	MSD Result	MS % Rec	MSD % Rec	% Rec Limits	RPD	Max RPD	Qual
Chloride	mg/L	3.0	50	50	52.5	53.2	99	100	90-110	1	10	
Fluoride	mg/L	ND	2.5	2.5	2.5	2.5	100	101	90-110	1	10	
Sulfate	mg/L	24.4	50	50	72.5	73.2	96	98	90-110	1	10	

Results presented on this page are in the units indicated by the "Units" column except where an alternate unit is presented to the right of the result.

REPORT OF LABORATORY ANALYSIS

This report shall not be reproduced, except in full,
without the written consent of Pace Analytical Services, LLC.

Pace Analytical Services, LLC
9800 Kincey Ave. Suite 100
Huntersville, NC 28078
(704)875-9092

QUALITY CONTROL DATA

Project: Plant Bowen AP-1st SA
Pace Project No.: 92841933

QC Batch: 989642
QC Batch Method: EPA 300.0 Rev 2.1 1993
Analysis Method: EPA 300.0 Rev 2.1 1993
Analysis Description: 300.0 IC Anions
Laboratory: Pace Analytical Services - Asheville
Associated Lab Samples: 92841933004, 92841933005, 92841933006, 92841933007, 92841933008

METHOD BLANK: 5086269 Matrix: Water
Associated Lab Samples: 92841933004, 92841933005, 92841933006, 92841933007, 92841933008

Parameter	Units	Blank Result	Reporting Limit	MDL	Analyzed	Qualifiers
Chloride	mg/L	ND	1.0	0.60	02/09/26 21:57	
Fluoride	mg/L	ND	0.10	0.050	02/09/26 21:57	
Sulfate	mg/L	ND	1.0	0.50	02/09/26 21:57	

LABORATORY CONTROL SAMPLE: 5086270

Parameter	Units	Spike Conc.	LCS Result	LCS % Rec	% Rec Limits	Qualifiers
Chloride	mg/L	50	49.3	99	90-110	
Fluoride	mg/L	2.5	2.6	103	90-110	
Sulfate	mg/L	50	49.4	99	90-110	

MATRIX SPIKE & MATRIX SPIKE DUPLICATE: 5086271 5086272

Parameter	Units	92842845001 Result	MS Spike Conc.	MSD Spike Conc.	MS Result	MSD Result	MS % Rec	MSD % Rec	% Rec Limits	RPD	Max RPD	Qual
Chloride	mg/L	5.9	50	50	54.7	54.2	98	97	90-110	1	10	
Fluoride	mg/L	ND	2.5	2.5	2.4	2.4	95	93	90-110	2	10	
Sulfate	mg/L	ND	50	50	48.9	48.2	96	95	90-110	1	10	

MATRIX SPIKE & MATRIX SPIKE DUPLICATE: 5086273 5086274

Parameter	Units	92841933004 Result	MS Spike Conc.	MSD Spike Conc.	MS Result	MSD Result	MS % Rec	MSD % Rec	% Rec Limits	RPD	Max RPD	Qual
Chloride	mg/L	1.3	50	50	51.3	50.7	100	99	90-110	1	10	
Fluoride	mg/L	0.23	2.5	2.5	2.4	2.4	88	85	90-110	3	10	M1
Sulfate	mg/L	1.9	50	50	51.7	51.2	100	99	90-110	1	10	

Results presented on this page are in the units indicated by the "Units" column except where an alternate unit is presented to the right of the result.

REPORT OF LABORATORY ANALYSIS

This report shall not be reproduced, except in full,
without the written consent of Pace Analytical Services, LLC.

Pace Analytical Services, LLC
9800 Kincey Ave. Suite 100
Huntersville, NC 28078
(704)875-9092

QUALITY CONTROL DATA

Project: Plant Bowen AP-1st SA
Pace Project No.: 92841933

QC Batch: 989644
QC Batch Method: EPA 300.0 Rev 2.1 1993
Analysis Method: EPA 300.0 Rev 2.1 1993
Analysis Description: 300.0 IC Anions
Laboratory: Pace Analytical Services - Asheville

Associated Lab Samples: 92841933009, 92841933010, 92841933011, 92841933012, 92841933013, 92841933014, 92841933015, 92841933016, 92841933017, 92841933018, 92841933019, 92841933020, 92841933021, 92841933022, 92841933023, 92841933024, 92841933025, 92841933026, 92841933027, 92841933028

METHOD BLANK: 5086276
Matrix: Water

Associated Lab Samples: 92841933009, 92841933010, 92841933011, 92841933012, 92841933013, 92841933014, 92841933015, 92841933016, 92841933017, 92841933018, 92841933019, 92841933020, 92841933021, 92841933022, 92841933023, 92841933024, 92841933025, 92841933026, 92841933027, 92841933028

Parameter	Units	Blank Result	Reporting Limit	MDL	Analyzed	Qualifiers
Chloride	mg/L	ND	1.0	0.60	02/09/26 22:26	
Fluoride	mg/L	ND	0.10	0.050	02/09/26 22:26	
Sulfate	mg/L	ND	1.0	0.50	02/09/26 22:26	

LABORATORY CONTROL SAMPLE: 5086277

Parameter	Units	Spike Conc.	LCS Result	LCS % Rec	% Rec Limits	Qualifiers
Chloride	mg/L	50	49.3	99	90-110	
Fluoride	mg/L	2.5	2.5	98	90-110	
Sulfate	mg/L	50	49.5	99	90-110	

MATRIX SPIKE & MATRIX SPIKE DUPLICATE: 5086278 5086279

Parameter	Units	92841933009 Result	MS Spike Conc.	MSD Spike Conc.	MS Result	MSD Result	MS % Rec	MSD % Rec	% Rec Limits	RPD	Max RPD	Qual
Chloride	mg/L	10.5	50	50	60.6	60.7	100	100	90-110	0	10	
Fluoride	mg/L	0.096J	2.5	2.5	2.4	2.4	92	93	90-110	0	10	
Sulfate	mg/L	98.4	50	50	134	134	71	72	90-110	0	10	M1

MATRIX SPIKE & MATRIX SPIKE DUPLICATE: 5086280 5086281

Parameter	Units	92841933019 Result	MS Spike Conc.	MSD Spike Conc.	MS Result	MSD Result	MS % Rec	MSD % Rec	% Rec Limits	RPD	Max RPD	Qual
Chloride	mg/L	25.7	50	50	76.0	75.8	101	100	90-110	0	10	
Fluoride	mg/L	ND	2.5	2.5	2.4	2.3	92	92	90-110	0	10	
Sulfate	mg/L	44.9	50	50	95.0	95.2	100	101	90-110	0	10	

Results presented on this page are in the units indicated by the "Units" column except where an alternate unit is presented to the right of the result.

REPORT OF LABORATORY ANALYSIS

This report shall not be reproduced, except in full,
without the written consent of Pace Analytical Services, LLC.

Pace Analytical Services, LLC
9800 Kincey Ave. Suite 100
Huntersville, NC 28078
(704)875-9092

QUALITY CONTROL DATA

Project: Plant Bowen AP-1st SA
Pace Project No.: 92841933

QC Batch: 989646
QC Batch Method: EPA 300.0 Rev 2.1 1993
Analysis Method: EPA 300.0 Rev 2.1 1993
Analysis Description: 300.0 IC Anions
Laboratory: Pace Analytical Services - Asheville
Associated Lab Samples: 92841933029, 92841933030, 92841933031, 92841933032, 92841933033, 92841933034, 92841933035

METHOD BLANK: 5086286 Matrix: Water
Associated Lab Samples: 92841933029, 92841933030, 92841933031, 92841933032, 92841933033, 92841933034, 92841933035

Parameter	Units	Blank Result	Reporting Limit	MDL	Analyzed	Qualifiers
Chloride	mg/L	ND	1.0	0.60	02/09/26 22:47	
Fluoride	mg/L	ND	0.10	0.050	02/09/26 22:47	
Sulfate	mg/L	ND	1.0	0.50	02/09/26 22:47	

LABORATORY CONTROL SAMPLE: 5086287

Parameter	Units	Spike Conc.	LCS Result	LCS % Rec	% Rec Limits	Qualifiers
Chloride	mg/L	50	48.9	98	90-110	
Fluoride	mg/L	2.5	2.4	95	90-110	
Sulfate	mg/L	50	48.8	98	90-110	

MATRIX SPIKE & MATRIX SPIKE DUPLICATE: 5086288 5086289

Parameter	Units	92841933029 Result	MS Spike Conc.	MSD Spike Conc.	MS Result	MSD Result	MS % Rec	MSD % Rec	% Rec Limits	RPD	Max RPD	Qual
Chloride	mg/L	4.8	50	50	53.2	53.4	97	97	90-110	0	10	
Fluoride	mg/L	0.068J	2.5	2.5	2.3	2.4	89	92	90-110	4	10	M1
Sulfate	mg/L	62.0	50	50	96.8	95.7	70	67	90-110	1	10	M1

MATRIX SPIKE & MATRIX SPIKE DUPLICATE: 5086290 5086291

Parameter	Units	92842453003 Result	MS Spike Conc.	MSD Spike Conc.	MS Result	MSD Result	MS % Rec	MSD % Rec	% Rec Limits	RPD	Max RPD	Qual
Chloride	mg/L	1.3	50	50	51.3	49.3	100	96	90-110	4	10	
Fluoride	mg/L	0.080J	2.5	2.5	2.4	2.3	93	91	90-110	3	10	
Sulfate	mg/L	33.1	50	50	83.0	80.4	100	95	90-110	3	10	

Results presented on this page are in the units indicated by the "Units" column except where an alternate unit is presented to the right of the result.

REPORT OF LABORATORY ANALYSIS

This report shall not be reproduced, except in full,
without the written consent of Pace Analytical Services, LLC.

Pace Analytical Services, LLC
9800 Kincey Ave. Suite 100
Huntersville, NC 28078
(704)875-9092

QUALITY CONTROL DATA

Project: Plant Bowen AP-1st SA
Pace Project No.: 92841933

QC Batch: 990209
QC Batch Method: EPA 300.0 Rev 2.1 1993
Analysis Method: EPA 300.0 Rev 2.1 1993
Analysis Description: 300.0 IC Anions
Laboratory: Pace Analytical Services - Asheville
Associated Lab Samples: 92841933036, 92841933037, 92841933038, 92841933039, 92841933040

METHOD BLANK: 5089994 Matrix: Water
Associated Lab Samples: 92841933036, 92841933037, 92841933038, 92841933039, 92841933040

Parameter	Units	Blank Result	Reporting Limit	MDL	Analyzed	Qualifiers
Chloride	mg/L	ND	1.0	0.60	02/11/26 23:59	
Fluoride	mg/L	ND	0.10	0.050	02/11/26 23:59	
Sulfate	mg/L	ND	1.0	0.50	02/11/26 23:59	

LABORATORY CONTROL SAMPLE: 5089995

Parameter	Units	Spike Conc.	LCS Result	LCS % Rec	% Rec Limits	Qualifiers
Chloride	mg/L	50	50.9	102	90-110	
Fluoride	mg/L	2.5	2.6	102	90-110	
Sulfate	mg/L	50	50.3	101	90-110	

MATRIX SPIKE & MATRIX SPIKE DUPLICATE: 5089996 5089997

Parameter	Units	92841933036 Result	MS Spike Conc.	MSD Spike Conc.	MS Result	MSD Result	MS % Rec	MSD % Rec	% Rec Limits	RPD	Max RPD	Qual
Chloride	mg/L	76.8	50	50	112	110	70	67	90-110	2	10	M1
Fluoride	mg/L	0.089J	2.5	2.5	2.4	2.4	91	92	90-110	1	10	
Sulfate	mg/L	36.9	50	50	84.2	84.6	94	95	90-110	1	10	

MATRIX SPIKE & MATRIX SPIKE DUPLICATE: 5089998 5089999

Parameter	Units	92843344001 Result	MS Spike Conc.	MSD Spike Conc.	MS Result	MSD Result	MS % Rec	MSD % Rec	% Rec Limits	RPD	Max RPD	Qual
Chloride	mg/L	9.4	50	50	58.6	66.0	98	113	90-110	12	10	M1,R1
Fluoride	mg/L	0.12	2.5	2.5	2.6	3.0	98	114	90-110	15	10	M1,R1
Sulfate	mg/L	38.5	50	50	86.9	94.2	97	112	90-110	8	10	M1

Results presented on this page are in the units indicated by the "Units" column except where an alternate unit is presented to the right of the result.

REPORT OF LABORATORY ANALYSIS

This report shall not be reproduced, except in full,
without the written consent of Pace Analytical Services, LLC.

Pace Analytical Services, LLC
9800 Kincey Ave. Suite 100
Huntersville, NC 28078
(704)875-9092

QUALITY CONTROL DATA

Project: Plant Bowen AP-1st SA
Pace Project No.: 92841933

QC Batch: 990866
QC Batch Method: EPA 300.0 Rev 2.1 1993
Analysis Method: EPA 300.0 Rev 2.1 1993
Analysis Description: 300.0 IC Anions
Laboratory: Pace Analytical Services - Asheville
Associated Lab Samples: 92841933041, 92841933042, 92841933043, 92841933044, 92841933045, 92841933046, 92841933047

METHOD BLANK: 5093420 Matrix: Water
Associated Lab Samples: 92841933041, 92841933042, 92841933043, 92841933044, 92841933045, 92841933046, 92841933047

Parameter	Units	Blank Result	Reporting Limit	MDL	Analyzed	Qualifiers
Chloride	mg/L	ND	1.0	0.60	02/14/26 13:19	
Fluoride	mg/L	ND	0.10	0.050	02/14/26 13:19	
Sulfate	mg/L	ND	1.0	0.50	02/14/26 13:19	

LABORATORY CONTROL SAMPLE: 5093421

Parameter	Units	Spike Conc.	LCS Result	LCS % Rec	% Rec Limits	Qualifiers
Chloride	mg/L	50	48.5	97	90-110	
Fluoride	mg/L	2.5	2.4	95	90-110	
Sulfate	mg/L	50	49.2	98	90-110	

MATRIX SPIKE & MATRIX SPIKE DUPLICATE: 5093422 5093423

Parameter	Units	92844150008 Result	MS Spike Conc.	MSD Spike Conc.	MS Result	MSD Result	MS % Rec	MSD % Rec	% Rec Limits	RPD	Max RPD	Qual
Chloride	mg/L	1.5	50	50	52.4	52.7	102	102	90-110	0	10	
Fluoride	mg/L	ND	2.5	2.5	2.4	2.4	94	95	90-110	0	10	
Sulfate	mg/L	1.3	50	50	52.3	52.6	102	103	90-110	1	10	

MATRIX SPIKE & MATRIX SPIKE DUPLICATE: 5093424 5093425

Parameter	Units	92841933047 Result	MS Spike Conc.	MSD Spike Conc.	MS Result	MSD Result	MS % Rec	MSD % Rec	% Rec Limits	RPD	Max RPD	Qual
Chloride	mg/L	131	50	50	167	168	70	74	90-110	1	10	M1
Fluoride	mg/L	0.25	2.5	2.5	2.6	2.6	95	96	90-110	1	10	
Sulfate	mg/L	220	50	50	253	256	65	71	90-110	1	10	M1

Results presented on this page are in the units indicated by the "Units" column except where an alternate unit is presented to the right of the result.

REPORT OF LABORATORY ANALYSIS

This report shall not be reproduced, except in full,
without the written consent of Pace Analytical Services, LLC.

Pace Analytical Services, LLC
9800 Kincey Ave. Suite 100
Huntersville, NC 28078
(704)875-9092

QUALITY CONTROL DATA

Project: Plant Bowen AP-1st SA
Pace Project No.: 92841933

QC Batch: 988592
QC Batch Method: EPA 3005A
Analysis Method: EPA 6020B
Analysis Description: WC 6020B MET
Laboratory: Pace Analytical Services - West Columbia
Associated Lab Samples: 92841933001, 92841933002, 92841933003

METHOD BLANK: 5080945
Matrix: Water
Associated Lab Samples: 92841933001, 92841933002, 92841933003

Parameter	Units	Blank Result	Reporting Limit	MDL	Analyzed	Qualifiers
Antimony	mg/L	ND	0.0020	0.00043	02/06/26 14:52	
Arsenic	mg/L	ND	0.0020	0.00041	02/06/26 14:52	
Barium	mg/L	ND	0.0050	0.00056	02/06/26 14:52	
Beryllium	mg/L	ND	0.00040	0.00015	02/06/26 14:52	
Boron	mg/L	ND	0.040	0.0073	02/06/26 14:52	
Cadmium	mg/L	ND	0.00050	0.00010	02/06/26 14:52	
Calcium	mg/L	ND	0.40	0.10	02/06/26 14:52	
Chromium	mg/L	ND	0.0050	0.00024	02/06/26 14:52	
Cobalt	mg/L	ND	0.0050	0.00012	02/06/26 14:52	
Iron	mg/L	ND	0.040	0.016	02/06/26 14:52	
Lead	mg/L	ND	0.0010	0.00027	02/06/26 14:52	
Magnesium	mg/L	ND	0.050	0.024	02/06/26 14:52	
Manganese	mg/L	ND	0.0050	0.0013	02/06/26 14:52	
Molybdenum	mg/L	ND	0.010	0.0020	02/06/26 14:52	
Potassium	mg/L	ND	0.40	0.13	02/06/26 14:52	
Selenium	mg/L	ND	0.0050	0.00050	02/06/26 14:52	
Sodium	mg/L	ND	0.40	0.083	02/06/26 14:52	
Thallium	mg/L	ND	0.00050	0.00017	02/06/26 14:52	

LABORATORY CONTROL SAMPLE: 5080946

Parameter	Units	Spike Conc.	LCS Result	LCS % Rec	% Rec Limits	Qualifiers
Antimony	mg/L	0.1	0.095	95	80-120	
Arsenic	mg/L	0.1	0.087	87	80-120	
Barium	mg/L	0.1	0.098	98	80-120	
Beryllium	mg/L	0.1	0.096	96	80-120	
Boron	mg/L	0.1	0.092	92	80-120	
Cadmium	mg/L	0.1	0.092	92	80-120	
Calcium	mg/L	1	1.1	109	80-120	
Chromium	mg/L	0.1	0.10	104	80-120	
Cobalt	mg/L	0.1	0.11	106	80-120	
Iron	mg/L	1	1.0	100	80-120	
Lead	mg/L	0.1	0.097	97	80-120	
Magnesium	mg/L	1	1.0	101	80-120	
Manganese	mg/L	0.1	0.11	106	80-120	
Molybdenum	mg/L	0.1	0.091	91	80-120	
Potassium	mg/L	1	1.0	100	80-120	
Selenium	mg/L	0.1	0.086	86	80-120	
Sodium	mg/L	1	1.0	100	80-120	

Results presented on this page are in the units indicated by the "Units" column except where an alternate unit is presented to the right of the result.

This report shall not be reproduced, except in full,
without the written consent of Pace Analytical Services, LLC.

Pace Analytical Services, LLC
9800 Kincey Ave. Suite 100
Huntersville, NC 28078
(704)875-9092

QUALITY CONTROL DATA

Project: Plant Bowen AP-1st SA
Pace Project No.: 92841933

LABORATORY CONTROL SAMPLE: 5080946

Parameter	Units	Spike Conc.	LCS Result	LCS % Rec	% Rec Limits	Qualifiers
Thallium	mg/L	0.1	0.096	96	80-120	

MATRIX SPIKE & MATRIX SPIKE DUPLICATE: 5080947 5080948

Parameter	Units	92841683002 Result	MS Spike Conc.	MSD Spike Conc.	MS Result	MSD Result	MS % Rec	MSD % Rec	% Rec Limits	RPD	Max RPD	Qual
Antimony	mg/L	ND	0.1	0.1	0.098	0.096	98	96	75-125	2	20	
Arsenic	mg/L	ND	0.1	0.1	0.10	0.099	99	98	75-125	1	20	
Barium	mg/L	22.8 ug/L	0.1	0.1	0.13	0.13	102	99	75-125	2	20	
Beryllium	mg/L	ND	0.1	0.1	0.10	0.098	102	98	75-125	3	20	
Boron	mg/L	60.2 ug/L	0.1	0.1	0.15	0.14	93	88	75-125	4	20	
Cadmium	mg/L	ND	0.1	0.1	0.093	0.092	93	92	75-125	2	20	
Calcium	mg/L	126000 ug/L	1	1	149	148	126	52	75-125	0	20	M1
Chromium	mg/L	ND	0.1	0.1	0.10	0.10	100	99	75-125	1	20	
Cobalt	mg/L	8.5 ug/L	0.1	0.1	0.11	0.10	101	98	75-125	3	20	
Iron	mg/L	484 ug/L	1	1	1.5	1.4	99	96	75-125	2	20	
Lead	mg/L	ND	0.1	0.1	0.11	0.10	106	103	75-125	3	20	
Magnesium	mg/L	135000 ug/L	1	1	151	147	70	-373	75-125	3	20	M1
Manganese	mg/L	5380 ug/L	0.1	0.1	5.5	5.3	89	-73	75-125	3	20	M1
Molybdenum	mg/L	ND	0.1	0.1	0.10	0.10	101	100	75-125	1	20	
Potassium	mg/L	2450 ug/L	1	1	4.0	3.9	115	106	75-125	2	20	
Selenium	mg/L	ND	0.1	0.1	0.10	0.10	101	100	75-125	2	20	
Sodium	mg/L	43300 ug/L	1	1	53.6	52.0	179	18	75-125	3	20	M1
Thallium	mg/L	ND	0.1	0.1	0.11	0.11	109	105	75-125	3	20	

Results presented on this page are in the units indicated by the "Units" column except where an alternate unit is presented to the right of the result.

This report shall not be reproduced, except in full,
without the written consent of Pace Analytical Services, LLC.

Pace Analytical Services, LLC
9800 Kincey Ave. Suite 100
Huntersville, NC 28078
(704)875-9092

QUALITY CONTROL DATA

Project: Plant Bowen AP-1st SA
Pace Project No.: 92841933

QC Batch: 989772
QC Batch Method: EPA 3005A
Analysis Method: EPA 6020B
Analysis Description: WC 6020B MET
Laboratory: Pace Analytical Services - West Columbia

Associated Lab Samples: 92841933004, 92841933005, 92841933006, 92841933007, 92841933008, 92841933009, 92841933010, 92841933011, 92841933012, 92841933013, 92841933014, 92841933015, 92841933016, 92841933017, 92841933018, 92841933019, 92841933020, 92841933021, 92841933022, 92841933023

METHOD BLANK: 5086733
Matrix: Water

Associated Lab Samples: 92841933004, 92841933005, 92841933006, 92841933007, 92841933008, 92841933009, 92841933010, 92841933011, 92841933012, 92841933013, 92841933014, 92841933015, 92841933016, 92841933017, 92841933018, 92841933019, 92841933020, 92841933021, 92841933022, 92841933023

Parameter	Units	Blank Result	Reporting Limit	MDL	Analyzed	Qualifiers
Antimony	mg/L	ND	0.0020	0.00043	02/27/26 11:44	
Arsenic	mg/L	ND	0.0020	0.00041	02/27/26 11:44	
Barium	mg/L	ND	0.0050	0.00056	02/27/26 11:44	
Beryllium	mg/L	ND	0.00040	0.00015	02/27/26 11:44	
Boron	mg/L	ND	0.040	0.0073	02/27/26 11:44	
Cadmium	mg/L	ND	0.00050	0.00010	02/27/26 11:44	
Calcium	mg/L	ND	0.40	0.10	02/27/26 11:44	
Chromium	mg/L	ND	0.0050	0.00024	02/27/26 11:44	
Cobalt	mg/L	ND	0.0050	0.00012	02/27/26 11:44	
Iron	mg/L	ND	0.040	0.016	02/27/26 11:44	
Lead	mg/L	ND	0.0010	0.00027	02/27/26 11:44	
Magnesium	mg/L	ND	0.050	0.024	02/27/26 11:44	
Manganese	mg/L	ND	0.0050	0.0013	02/27/26 11:44	
Molybdenum	mg/L	ND	0.010	0.0020	02/27/26 11:44	
Potassium	mg/L	ND	0.40	0.13	02/27/26 11:44	
Selenium	mg/L	ND	0.0050	0.00050	02/27/26 11:44	
Sodium	mg/L	ND	0.40	0.083	02/27/26 11:44	
Thallium	mg/L	ND	0.00050	0.00017	02/27/26 11:44	

LABORATORY CONTROL SAMPLE: 5086734

Parameter	Units	Spike Conc.	LCS Result	LCS % Rec	% Rec Limits	Qualifiers
Antimony	mg/L	0.1	0.093	93	80-120	
Arsenic	mg/L	0.1	0.092	92	80-120	
Barium	mg/L	0.1	0.10	101	80-120	
Beryllium	mg/L	0.1	0.096	96	80-120	
Boron	mg/L	0.1	0.10	102	80-120	
Cadmium	mg/L	0.1	0.10	102	80-120	
Calcium	mg/L	1	1.0	104	80-120	
Chromium	mg/L	0.1	0.11	106	80-120	
Cobalt	mg/L	0.1	0.11	110	80-120	
Iron	mg/L	1	1.1	106	80-120	
Lead	mg/L	0.1	0.11	109	80-120	
Magnesium	mg/L	1	1.0	100	80-120	
Manganese	mg/L	0.1	0.11	110	80-120	

Results presented on this page are in the units indicated by the "Units" column except where an alternate unit is presented to the right of the result.

This report shall not be reproduced, except in full,
without the written consent of Pace Analytical Services, LLC.

Pace Analytical Services, LLC
9800 Kincey Ave. Suite 100
Huntersville, NC 28078
(704)875-9092

QUALITY CONTROL DATA

Project: Plant Bowen AP-1st SA
Pace Project No.: 92841933

LABORATORY CONTROL SAMPLE: 5086734

Parameter	Units	Spike Conc.	LCS Result	LCS % Rec	% Rec Limits	Qualifiers
Molybdenum	mg/L	0.1	0.10	102	80-120	
Potassium	mg/L	1	1.1	115	80-120	
Selenium	mg/L	0.1	0.093	93	80-120	
Sodium	mg/L	1	1.1	107	80-120	
Thallium	mg/L	0.1	0.11	106	80-120	

MATRIX SPIKE & MATRIX SPIKE DUPLICATE: 5086735 5086736

Parameter	Units	92841933004 Result	MS Spike Conc.	MSD Spike Conc.	MS Result	MSD Result	MS % Rec	MSD % Rec	% Rec Limits	RPD	Max RPD	Qual
Antimony	mg/L	ND	0.1	0.1	0.096	0.096	96	96	75-125	0	20	
Arsenic	mg/L	ND	0.1	0.1	0.098	0.099	98	98	75-125	0	20	
Barium	mg/L	0.012	0.1	0.1	0.11	0.11	98	97	75-125	1	20	
Beryllium	mg/L	ND	0.1	0.1	0.10	0.10	101	101	75-125	0	20	
Boron	mg/L	ND	0.1	0.1	0.11	0.11	102	102	75-125	1	20	
Cadmium	mg/L	ND	0.1	0.1	0.11	0.10	107	105	75-125	2	20	
Calcium	mg/L	21.3	1	1	21.7	24.1	35	279	75-125	11	20	M1
Chromium	mg/L	0.00054J	0.1	0.1	0.10	0.10	101	101	75-125	1	20	
Cobalt	mg/L	ND	0.1	0.1	0.10	0.10	103	102	75-125	1	20	
Iron	mg/L	0.029J	1	1	1.0	1.0	102	101	75-125	1	20	
Lead	mg/L	ND	0.1	0.1	0.10	0.10	104	103	75-125	1	20	
Magnesium	mg/L	11.1	1	1	12.0	11.8	89	69	75-125	2	20	M1
Manganese	mg/L	ND	0.1	0.1	0.10	0.10	104	104	75-125	0	20	
Molybdenum	mg/L	ND	0.1	0.1	0.10	0.10	100	99	75-125	1	20	
Potassium	mg/L	0.75	1	1	1.8	1.7	102	94	75-125	5	20	
Selenium	mg/L	ND	0.1	0.1	0.11	0.11	108	107	75-125	1	20	
Sodium	mg/L	3.8	1	1	4.7	4.5	93	75	75-125	4	20	
Thallium	mg/L	ND	0.1	0.1	0.10	0.10	103	101	75-125	2	20	

Results presented on this page are in the units indicated by the "Units" column except where an alternate unit is presented to the right of the result.

This report shall not be reproduced, except in full,
without the written consent of Pace Analytical Services, LLC.

Pace Analytical Services, LLC
9800 Kincey Ave. Suite 100
Huntersville, NC 28078
(704)875-9092

QUALITY CONTROL DATA

Project: Plant Bowen AP-1st SA
Pace Project No.: 92841933

QC Batch: 989775
QC Batch Method: EPA 3005A
Analysis Method: EPA 6020B
Analysis Description: WC 6020B MET
Laboratory: Pace Analytical Services - West Columbia
Associated Lab Samples: 92841933024, 92841933025, 92841933026, 92841933027, 92841933028, 92841933029, 92841933030, 92841933031, 92841933032, 92841933033, 92841933034, 92841933035

METHOD BLANK: 5086752
Matrix: Water
Associated Lab Samples: 92841933024, 92841933025, 92841933026, 92841933027, 92841933028, 92841933029, 92841933030, 92841933031, 92841933032, 92841933033, 92841933034, 92841933035

Parameter	Units	Blank Result	Reporting Limit	MDL	Analyzed	Qualifiers
Antimony	mg/L	ND	0.0020	0.00043	02/24/26 22:11	
Arsenic	mg/L	ND	0.0020	0.00041	02/24/26 22:11	
Barium	mg/L	ND	0.0050	0.00056	02/24/26 22:11	
Beryllium	mg/L	ND	0.00040	0.00015	02/24/26 22:11	
Boron	mg/L	ND	0.040	0.0073	02/24/26 22:11	
Cadmium	mg/L	ND	0.00050	0.00010	02/24/26 22:11	
Calcium	mg/L	ND	0.40	0.10	02/24/26 22:11	
Chromium	mg/L	ND	0.0050	0.00024	02/24/26 22:11	
Cobalt	mg/L	ND	0.0050	0.00012	02/24/26 22:11	
Iron	mg/L	ND	0.040	0.016	02/24/26 22:11	
Lead	mg/L	ND	0.0010	0.00027	02/24/26 22:11	
Magnesium	mg/L	ND	0.050	0.024	02/24/26 22:11	
Manganese	mg/L	0.0023J	0.0050	0.0013	02/24/26 22:11	
Molybdenum	mg/L	ND	0.010	0.0020	02/24/26 22:11	
Potassium	mg/L	ND	0.40	0.13	02/24/26 22:11	
Selenium	mg/L	ND	0.0050	0.00050	02/24/26 22:11	
Sodium	mg/L	ND	0.40	0.083	02/24/26 22:11	
Thallium	mg/L	ND	0.00050	0.00017	02/24/26 22:11	

LABORATORY CONTROL SAMPLE: 5086753

Parameter	Units	Spike Conc.	LCS Result	LCS % Rec	% Rec Limits	Qualifiers
Antimony	mg/L	0.1	0.097	97	80-120	
Arsenic	mg/L	0.1	0.089	89	80-120	
Barium	mg/L	0.1	0.10	103	80-120	
Beryllium	mg/L	0.1	0.094	94	80-120	
Boron	mg/L	0.1	0.10	103	80-120	
Cadmium	mg/L	0.1	0.096	96	80-120	
Calcium	mg/L	1	1.1	106	80-120	
Chromium	mg/L	0.1	0.11	108	80-120	
Cobalt	mg/L	0.1	0.10	104	80-120	
Iron	mg/L	1	1.0	103	80-120	
Lead	mg/L	0.1	0.11	112	80-120	
Magnesium	mg/L	1	1.0	102	80-120	
Manganese	mg/L	0.1	0.11	108	80-120	
Molybdenum	mg/L	0.1	0.10	105	80-120	
Potassium	mg/L	1	1.0	101	80-120	

Results presented on this page are in the units indicated by the "Units" column except where an alternate unit is presented to the right of the result.

REPORT OF LABORATORY ANALYSIS

This report shall not be reproduced, except in full,
without the written consent of Pace Analytical Services, LLC.

Pace Analytical Services, LLC
9800 Kincey Ave. Suite 100
Huntersville, NC 28078
(704)875-9092

QUALITY CONTROL DATA

Project: Plant Bowen AP-1st SA
Pace Project No.: 92841933

LABORATORY CONTROL SAMPLE: 5086753

Parameter	Units	Spike Conc.	LCS Result	LCS % Rec	% Rec Limits	Qualifiers
Selenium	mg/L	0.1	0.092	92	80-120	
Sodium	mg/L	1	1.0	103	80-120	
Thallium	mg/L	0.1	0.11	112	80-120	

MATRIX SPIKE & MATRIX SPIKE DUPLICATE: 5086754 5086755

Parameter	Units	92842656003 Result	MS Spike Conc.	MSD Spike Conc.	MS Result	MSD Result	MS % Rec	MSD % Rec	% Rec Limits	RPD	Max RPD	Qual
Antimony	mg/L	ND	0.5	0.5	0.51	0.55	91	101	75-125	9	20	
Arsenic	mg/L	ND	0.5	0.5	0.68	0.75	90	105	75-125	10	20	
Barium	mg/L	ND	0.5	0.5	0.90	1.0	82	102	75-125	11	20	
Beryllium	mg/L	ND	0.5	0.5	0.46	0.51	92	102	75-125	11	20	
Boron	mg/L	168000 ug/L	0.5	0.5	153	170	-3000	275	75-125	10	20	M1
Cadmium	mg/L	ND	0.5	0.5	0.43	0.47	86	95	75-125	9	20	
Calcium	mg/L	250	5	5	234	251	-320	16	75-125	7	20	M1
Chromium	mg/L	ND	0.5	0.5	0.73	0.82	90	108	75-125	12	20	
Cobalt	mg/L	ND	0.5	0.5	0.55	0.61	92	105	75-125	11	20	
Iron	mg/L	74400 ug/L	5	5	71.9	78.7	-50	86	75-125	9	20	M1
Lead	mg/L	ND	0.5	0.5	0.44	0.49	86	95	75-125	9	20	
Magnesium	mg/L	139	5	5	129	142	-201	61	75-125	10	20	M1
Manganese	mg/L	2880 ug/L	0.5	0.5	3.1	3.3	42	94	75-125	8	20	M1
Molybdenum	mg/L	ND	0.5	0.5	0.51	0.56	97	107	75-125	9	20	
Potassium	mg/L	800	5	5	812	797	247	-66	75-125	2	20	M1
Selenium	mg/L	ND	0.5	0.5	0.49	0.55	91	103	75-125	12	20	
Sodium	mg/L	3500	5	5	3600	3440	1880	-1160	75-125	4	20	M1
Thallium	mg/L	ND	0.5	0.5	0.48	0.52	95	104	75-125	9	20	

Results presented on this page are in the units indicated by the "Units" column except where an alternate unit is presented to the right of the result.

This report shall not be reproduced, except in full,
without the written consent of Pace Analytical Services, LLC.

Pace Analytical Services, LLC
9800 Kincey Ave. Suite 100
Huntersville, NC 28078
(704)875-9092

QUALITY CONTROL DATA

Project: Plant Bowen AP-1st SA
Pace Project No.: 92841933

QC Batch: 990390
QC Batch Method: EPA 3005A
Analysis Method: EPA 6020B
Analysis Description: WC 6020B MET
Laboratory: Pace Analytical Services - West Columbia
Associated Lab Samples: 92841933036, 92841933037, 92841933038

METHOD BLANK: 5090650
Matrix: Water
Associated Lab Samples: 92841933036, 92841933037, 92841933038

Parameter	Units	Blank Result	Reporting Limit	MDL	Analyzed	Qualifiers
Antimony	mg/L	ND	0.0020	0.00043	02/27/26 03:07	
Arsenic	mg/L	ND	0.0020	0.00041	02/27/26 03:07	
Barium	mg/L	ND	0.0050	0.00056	02/27/26 03:07	
Beryllium	mg/L	ND	0.00040	0.00015	02/27/26 03:07	
Boron	mg/L	ND	0.040	0.0073	02/27/26 03:07	
Cadmium	mg/L	ND	0.00050	0.00010	02/27/26 03:07	
Calcium	mg/L	ND	0.40	0.10	02/27/26 03:07	
Chromium	mg/L	ND	0.0050	0.00024	02/27/26 03:07	
Cobalt	mg/L	ND	0.0050	0.00012	02/27/26 03:07	
Iron	mg/L	ND	0.040	0.016	02/27/26 03:07	
Lead	mg/L	ND	0.0010	0.00027	02/27/26 03:07	
Magnesium	mg/L	ND	0.050	0.024	02/27/26 03:07	
Manganese	mg/L	ND	0.0050	0.0013	02/27/26 03:07	
Molybdenum	mg/L	ND	0.010	0.0020	02/27/26 03:07	
Potassium	mg/L	ND	0.40	0.13	02/27/26 03:07	
Selenium	mg/L	ND	0.0050	0.00050	02/27/26 03:07	
Sodium	mg/L	ND	0.40	0.083	02/27/26 03:07	
Thallium	mg/L	ND	0.00050	0.00017	02/27/26 03:07	

LABORATORY CONTROL SAMPLE: 5090651

Parameter	Units	Spike Conc.	LCS Result	LCS % Rec	% Rec Limits	Qualifiers
Antimony	mg/L	0.1	0.092	92	80-120	
Arsenic	mg/L	0.1	0.087	87	80-120	
Barium	mg/L	0.1	0.099	99	80-120	
Beryllium	mg/L	0.1	0.091	91	80-120	
Boron	mg/L	0.1	0.094	94	80-120	
Cadmium	mg/L	0.1	0.098	98	80-120	
Calcium	mg/L	1	1.1	105	80-120	
Chromium	mg/L	0.1	0.10	101	80-120	
Cobalt	mg/L	0.1	0.10	103	80-120	
Iron	mg/L	1	1.0	101	80-120	
Lead	mg/L	0.1	0.11	108	80-120	
Magnesium	mg/L	1	0.97	97	80-120	
Manganese	mg/L	0.1	0.10	103	80-120	
Molybdenum	mg/L	0.1	0.097	97	80-120	
Potassium	mg/L	1	1.0	102	80-120	
Selenium	mg/L	0.1	0.089	89	80-120	
Sodium	mg/L	1	0.97	97	80-120	

Results presented on this page are in the units indicated by the "Units" column except where an alternate unit is presented to the right of the result.

This report shall not be reproduced, except in full,
without the written consent of Pace Analytical Services, LLC.

Pace Analytical Services, LLC
9800 Kincey Ave. Suite 100
Huntersville, NC 28078
(704)875-9092

QUALITY CONTROL DATA

Project: Plant Bowen AP-1st SA
Pace Project No.: 92841933

LABORATORY CONTROL SAMPLE: 5090651

Parameter	Units	Spike Conc.	LCS Result	LCS % Rec	% Rec Limits	Qualifiers
Thallium	mg/L	0.1	0.10	104	80-120	

MATRIX SPIKE & MATRIX SPIKE DUPLICATE: 5090652 5090653

Parameter	Units	92843328001 Result	MS Spike Conc.	MSD Spike Conc.	MS Result	MSD Result	MS % Rec	MSD % Rec	% Rec Limits	RPD	Max RPD	Qual
Antimony	mg/L	ND	0.1	0.1	0.098	0.10	98	99	75-125	1	20	
Arsenic	mg/L	ND	0.1	0.1	0.099	0.10	99	100	75-125	1	20	
Barium	mg/L	0.031	0.1	0.1	0.14	0.14	105	106	75-125	1	20	
Beryllium	mg/L	ND	0.1	0.1	0.10	0.10	104	104	75-125	1	20	
Boron	mg/L	ND	0.1	0.1	0.13	0.13	104	107	75-125	2	20	
Cadmium	mg/L	ND	0.1	0.1	0.11	0.11	106	107	75-125	1	20	
Calcium	mg/L	10.5	1	1	11.1	11.2	59	69	75-125	1	20	M1
Chromium	mg/L	ND	0.1	0.1	0.10	0.10	101	105	75-125	3	20	
Cobalt	mg/L	ND	0.1	0.1	0.10	0.11	104	108	75-125	3	20	
Iron	mg/L	488 ug/L	1	1	1.6	1.6	107	110	75-125	2	20	
Lead	mg/L	ND	0.1	0.1	0.11	0.11	108	109	75-125	1	20	
Magnesium	mg/L	4.5	1	1	5.7	5.8	127	133	75-125	1	20	M1
Manganese	mg/L	174 ug/L	0.1	0.1	0.29	0.29	114	120	75-125	2	20	
Molybdenum	mg/L	ND	0.1	0.1	0.099	0.10	99	103	75-125	4	20	
Potassium	mg/L	2.0	1	1	3.2	3.3	119	124	75-125	1	20	
Selenium	mg/L	ND	0.1	0.1	0.11	0.11	107	108	75-125	1	20	
Sodium	mg/L	9.1	1	1	10.6	11.1	146	193	75-125	4	20	M1
Thallium	mg/L	ND	0.1	0.1	0.11	0.11	107	109	75-125	1	20	

Results presented on this page are in the units indicated by the "Units" column except where an alternate unit is presented to the right of the result.

This report shall not be reproduced, except in full,
without the written consent of Pace Analytical Services, LLC.

Pace Analytical Services, LLC
9800 Kincey Ave. Suite 100
Huntersville, NC 28078
(704)875-9092

QUALITY CONTROL DATA

Project: Plant Bowen AP-1st SA
Pace Project No.: 92841933

QC Batch: 990675
QC Batch Method: EPA 3005A
Analysis Method: EPA 6020B
Analysis Description: WC 6020B MET
Laboratory: Pace Analytical Services - West Columbia
Associated Lab Samples: 92841933039, 92841933040

METHOD BLANK: 5092354 Matrix: Water
Associated Lab Samples: 92841933039, 92841933040

Parameter	Units	Blank Result	Reporting Limit	MDL	Analyzed	Qualifiers
Antimony	mg/L	ND	0.0020	0.00043	03/03/26 14:07	
Arsenic	mg/L	ND	0.0020	0.00041	03/03/26 14:07	
Barium	mg/L	ND	0.0050	0.00056	03/03/26 14:07	
Beryllium	mg/L	ND	0.00040	0.00015	03/04/26 19:19	
Boron	mg/L	ND	0.040	0.0073	03/04/26 19:19	
Cadmium	mg/L	ND	0.00050	0.00010	03/03/26 14:07	
Calcium	mg/L	ND	0.40	0.10	03/03/26 14:07	
Chromium	mg/L	ND	0.0050	0.00024	03/03/26 14:07	
Cobalt	mg/L	ND	0.0050	0.00012	03/03/26 14:07	
Lead	mg/L	ND	0.0010	0.00027	03/03/26 14:07	
Molybdenum	mg/L	ND	0.010	0.0020	03/03/26 14:07	
Selenium	mg/L	ND	0.0050	0.00050	03/03/26 14:07	
Thallium	mg/L	ND	0.00050	0.00017	03/03/26 14:07	

LABORATORY CONTROL SAMPLE: 5092355

Parameter	Units	Spike Conc.	LCS Result	LCS % Rec	% Rec Limits	Qualifiers
Antimony	mg/L	0.1	0.096	96	80-120	
Arsenic	mg/L	0.1	0.099	99	80-120	
Barium	mg/L	0.1	0.10	103	80-120	
Beryllium	mg/L	0.1	0.096	96	80-120	
Boron	mg/L	0.1	0.10	102	80-120	
Cadmium	mg/L	0.1	0.094	94	80-120	
Calcium	mg/L	1	0.96	96	80-120	
Chromium	mg/L	0.1	0.10	102	80-120	
Cobalt	mg/L	0.1	0.11	105	80-120	
Lead	mg/L	0.1	0.099	99	80-120	
Molybdenum	mg/L	0.1	0.091	91	80-120	
Selenium	mg/L	0.1	0.097	97	80-120	
Thallium	mg/L	0.1	0.10	105	80-120	

MATRIX SPIKE & MATRIX SPIKE DUPLICATE: 5092356 5092357

Parameter	Units	92843453009 Result	MS Spike Conc.	MSD Spike Conc.	MS Result	MSD Result	MS % Rec	MSD % Rec	% Rec Limits	RPD	Max RPD	Qual
Antimony	mg/L	ND	0.1	0.1	0.091	0.097	91	97	75-125	6	20	
Arsenic	mg/L	ND	0.1	0.1	0.093	0.098	93	98	75-125	6	20	

Results presented on this page are in the units indicated by the "Units" column except where an alternate unit is presented to the right of the result.

REPORT OF LABORATORY ANALYSIS

This report shall not be reproduced, except in full,
without the written consent of Pace Analytical Services, LLC.

Pace Analytical Services, LLC
9800 Kincey Ave. Suite 100
Huntersville, NC 28078
(704)875-9092

QUALITY CONTROL DATA

Project: Plant Bowen AP-1st SA
Pace Project No.: 92841933

MATRIX SPIKE & MATRIX SPIKE DUPLICATE: 5092356 5092357

Parameter	Units	92843453009 Result	MS Spike Conc.	MSD Spike Conc.	MS Result	MSD Result	MS % Rec	MSD % Rec	% Rec Limits	RPD	Max RPD	Qual
Barium	mg/L	162 ug/L	0.1	0.1	0.25	0.26	88	100	75-125	5	20	
Beryllium	mg/L	ND	0.1	0.1	0.099	0.10	98	100	75-125	2	20	
Boron	mg/L	512 ug/L	0.1	0.1	0.58	0.60	63	87	75-125	4	20	M1
Cadmium	mg/L	ND	0.1	0.1	0.091	0.097	91	97	75-125	6	20	
Calcium	mg/L	3260 ug/L	1	1	4.1	4.3	85	105	75-125	5	20	
Chromium	mg/L	ND	0.1	0.1	0.098	0.10	98	104	75-125	6	20	
Cobalt	mg/L	ND	0.1	0.1	0.11	0.11	99	106	75-125	6	20	
Lead	mg/L	ND	0.1	0.1	0.097	0.10	96	103	75-125	7	20	
Molybdenum	mg/L	ND	0.1	0.1	0.087	0.093	87	93	75-125	6	20	
Selenium	mg/L	ND	0.1	0.1	0.094	0.10	94	101	75-125	7	20	
Thallium	mg/L	ND	0.1	0.1	0.097	0.10	97	103	75-125	6	20	

Results presented on this page are in the units indicated by the "Units" column except where an alternate unit is presented to the right of the result.

This report shall not be reproduced, except in full,
without the written consent of Pace Analytical Services, LLC.

Pace Analytical Services, LLC
9800 Kincey Ave. Suite 100
Huntersville, NC 28078
(704)875-9092

QUALITY CONTROL DATA

Project: Plant Bowen AP-1st SA
Pace Project No.: 92841933

QC Batch: 991124
QC Batch Method: EPA 3005A
Analysis Method: EPA 6020B
Analysis Description: WC 6020B MET
Laboratory: Pace Analytical Services - West Columbia
Associated Lab Samples: 92841933041, 92841933042, 92841933043, 92841933044, 92841933045, 92841933047

METHOD BLANK: 5094622
Matrix: Water
Associated Lab Samples: 92841933041, 92841933042, 92841933043, 92841933044, 92841933045, 92841933047

Parameter	Units	Blank Result	Reporting Limit	MDL	Analyzed	Qualifiers
Antimony	mg/L	ND	0.0020	0.00043	03/05/26 23:59	
Arsenic	mg/L	ND	0.0020	0.00041	03/05/26 23:59	
Barium	mg/L	ND	0.0050	0.00056	03/05/26 23:59	
Beryllium	mg/L	ND	0.00040	0.00015	03/05/26 23:59	
Boron	mg/L	ND	0.040	0.0073	03/05/26 23:59	
Cadmium	mg/L	ND	0.00050	0.00010	03/05/26 23:59	
Calcium	mg/L	ND	0.40	0.10	03/06/26 12:02	
Chromium	mg/L	ND	0.0050	0.00024	03/05/26 23:59	
Cobalt	mg/L	ND	0.0050	0.00012	03/05/26 23:59	
Iron	mg/L	ND	0.040	0.016	03/05/26 23:59	
Lead	mg/L	ND	0.0010	0.00027	03/05/26 23:59	
Magnesium	mg/L	ND	0.050	0.024	03/05/26 23:59	
Manganese	mg/L	ND	0.0050	0.0013	03/05/26 23:59	
Molybdenum	mg/L	ND	0.010	0.0020	03/05/26 23:59	
Potassium	mg/L	ND	0.40	0.13	03/06/26 12:02	
Selenium	mg/L	ND	0.0050	0.00050	03/05/26 23:59	
Sodium	mg/L	ND	0.40	0.083	03/05/26 23:59	
Thallium	mg/L	ND	0.00050	0.00017	03/05/26 23:59	

LABORATORY CONTROL SAMPLE: 5094623

Parameter	Units	Spike Conc.	LCS Result	LCS % Rec	% Rec Limits	Qualifiers
Antimony	mg/L	0.1	0.10	100	80-120	
Arsenic	mg/L	0.1	0.090	90	80-120	
Barium	mg/L	0.1	0.096	96	80-120	
Beryllium	mg/L	0.1	0.094	94	80-120	
Boron	mg/L	0.1	0.098	98	80-120	
Cadmium	mg/L	0.1	0.10	103	80-120	
Calcium	mg/L	1	0.95	95	80-120	
Chromium	mg/L	0.1	0.10	104	80-120	
Cobalt	mg/L	0.1	0.11	106	80-120	
Iron	mg/L	1	0.99	99	80-120	
Lead	mg/L	0.1	0.10	104	80-120	
Magnesium	mg/L	1	1.0	103	80-120	
Manganese	mg/L	0.1	0.11	106	80-120	
Molybdenum	mg/L	0.1	0.099	99	80-120	
Potassium	mg/L	1	1.0	101	80-120	
Selenium	mg/L	0.1	0.086	86	80-120	
Sodium	mg/L	1	0.99	99	80-120	

Results presented on this page are in the units indicated by the "Units" column except where an alternate unit is presented to the right of the result.

This report shall not be reproduced, except in full,
without the written consent of Pace Analytical Services, LLC.

Pace Analytical Services, LLC
9800 Kincey Ave. Suite 100
Huntersville, NC 28078
(704)875-9092

QUALITY CONTROL DATA

Project: Plant Bowen AP-1st SA
Pace Project No.: 92841933

LABORATORY CONTROL SAMPLE: 5094623

Parameter	Units	Spike Conc.	LCS Result	LCS % Rec	% Rec Limits	Qualifiers
Thallium	mg/L	0.1	0.10	103	80-120	

MATRIX SPIKE & MATRIX SPIKE DUPLICATE: 5094624 5094625

Parameter	Units	92841933041 Result	MS Spike Conc.	MSD Spike Conc.	MS Result	MSD Result	MS % Rec	MSD % Rec	% Rec Limits	RPD	Max RPD	Qual
Antimony	mg/L	0.00079J	0.1	0.1	0.10	0.10	102	104	75-125	2	20	
Arsenic	mg/L	0.00058J	0.1	0.1	0.099	0.10	99	100	75-125	1	20	
Barium	mg/L	0.10	0.1	0.1	0.20	0.20	97	102	75-125	3	20	
Beryllium	mg/L	ND	0.1	0.1	0.10	0.10	103	104	75-125	1	20	
Boron	mg/L	0.018J	0.1	0.1	0.12	0.12	99	102	75-125	3	20	
Cadmium	mg/L	ND	0.1	0.1	0.10	0.11	104	107	75-125	3	20	
Calcium	mg/L	50.0	1	1	49.9	49.9	-12	-6	75-125	0	20	M1
Chromium	mg/L	0.00055J	0.1	0.1	0.10	0.10	102	103	75-125	1	20	
Cobalt	mg/L	ND	0.1	0.1	0.10	0.10	101	102	75-125	1	20	
Iron	mg/L	0.13	1	1	1.1	1.1	93	97	75-125	3	20	
Lead	mg/L	ND	0.1	0.1	0.099	0.10	99	102	75-125	2	20	
Magnesium	mg/L	23.3	1	1	23.7	24.3	46	100	75-125	2	20	M1
Manganese	mg/L	0.011	0.1	0.1	0.11	0.12	103	104	75-125	1	20	
Molybdenum	mg/L	ND	0.1	0.1	0.10	0.10	101	103	75-125	2	20	
Potassium	mg/L	1.7	1	1	2.7	2.7	101	96	75-125	2	20	
Selenium	mg/L	0.00052J	0.1	0.1	0.10	0.10	100	101	75-125	2	20	
Sodium	mg/L	2.9	1	1	3.7	3.9	84	101	75-125	4	20	
Thallium	mg/L	ND	0.1	0.1	0.10	0.10	101	103	75-125	1	20	

Results presented on this page are in the units indicated by the "Units" column except where an alternate unit is presented to the right of the result.

This report shall not be reproduced, except in full,
without the written consent of Pace Analytical Services, LLC.

Pace Analytical Services, LLC
9800 Kincey Ave. Suite 100
Huntersville, NC 28078
(704)875-9092

QUALITY CONTROL DATA

Project: Plant Bowen AP-1st SA
Pace Project No.: 92841933

QC Batch: 992965
QC Batch Method: EPA 3005A
Analysis Method: EPA 6020B
Analysis Description: WC 6020B MET
Laboratory: Pace Analytical Services - West Columbia
Associated Lab Samples: 92841933046

METHOD BLANK: 5104518 Matrix: Water
Associated Lab Samples: 92841933046

Parameter	Units	Blank Result	Reporting Limit	MDL	Analyzed	Qualifiers
Antimony	mg/L	ND	0.0020	0.00043	03/12/26 13:01	
Arsenic	mg/L	ND	0.0020	0.00041	03/12/26 13:01	
Barium	mg/L	ND	0.0050	0.00056	03/12/26 13:01	
Beryllium	mg/L	ND	0.00040	0.00015	03/19/26 12:31	
Boron	mg/L	ND	0.040	0.0073	03/19/26 12:31	
Cadmium	mg/L	ND	0.00050	0.00010	03/12/26 13:01	
Calcium	mg/L	ND	0.40	0.10	03/12/26 13:01	
Chromium	mg/L	ND	0.0050	0.00024	03/12/26 13:01	
Cobalt	mg/L	ND	0.0050	0.00012	03/12/26 13:01	
Lead	mg/L	ND	0.0010	0.00027	03/12/26 13:01	
Molybdenum	mg/L	ND	0.010	0.0020	03/12/26 13:01	
Selenium	mg/L	ND	0.0050	0.00050	03/12/26 13:01	
Thallium	mg/L	ND	0.00050	0.00017	03/12/26 13:01	

LABORATORY CONTROL SAMPLE: 5104519

Parameter	Units	Spike Conc.	LCS Result	LCS % Rec	% Rec Limits	Qualifiers
Antimony	mg/L	0.1	0.098	98	80-120	
Arsenic	mg/L	0.1	0.10	101	80-120	
Barium	mg/L	0.1	0.098	98	80-120	
Beryllium	mg/L	0.1	0.096	96	80-120	
Boron	mg/L	0.1	0.099	99	80-120	
Cadmium	mg/L	0.1	0.11	107	80-120	
Calcium	mg/L	1	0.96	96	80-120	
Chromium	mg/L	0.1	0.10	104	80-120	
Cobalt	mg/L	0.1	0.097	97	80-120	
Lead	mg/L	0.1	0.10	101	80-120	
Molybdenum	mg/L	0.1	0.097	97	80-120	
Selenium	mg/L	0.1	0.093	93	80-120	
Thallium	mg/L	0.1	0.10	105	80-120	

MATRIX SPIKE & MATRIX SPIKE DUPLICATE: 5104520 5104521

Parameter	Units	92841933046 Result	MS Spike Conc.	MSD Spike Conc.	MS Result	MSD Result	MS % Rec	MSD % Rec	% Rec Limits	RPD	Max RPD	Qual
Antimony	mg/L	0.0010J	0.1	0.1	0.10	0.10	101	100	75-125	1	20	
Arsenic	mg/L	ND	0.1	0.1	0.10	0.10	101	100	75-125	1	20	

Results presented on this page are in the units indicated by the "Units" column except where an alternate unit is presented to the right of the result.

REPORT OF LABORATORY ANALYSIS

This report shall not be reproduced, except in full,
without the written consent of Pace Analytical Services, LLC.

Pace Analytical Services, LLC
9800 Kincey Ave. Suite 100
Huntersville, NC 28078
(704)875-9092

QUALITY CONTROL DATA

Project: Plant Bowen AP-1st SA
Pace Project No.: 92841933

MATRIX SPIKE & MATRIX SPIKE DUPLICATE: 5104520 5104521

Parameter	Units	92841933046 Result	MS Spike Conc.	MSD Spike Conc.	MS Result	MSD Result	MS % Rec	MSD % Rec	% Rec Limits	RPD	Max RPD	Qual
Barium	mg/L	0.050	0.1	0.1	0.15	0.15	99	100	75-125	0	20	
Beryllium	mg/L	ND	0.1	0.1	0.094	0.10	94	101	75-125	7	20	
Boron	mg/L	9.6	0.1	0.1	9.3	8.5	-374	-1130	75-125	9	20	M1
Cadmium	mg/L	0.00031J	0.1	0.1	0.11	0.11	108	107	75-125	1	20	
Calcium	mg/L	205	1	1	195	207	-1000	163	75-125	6	20	M1
Chromium	mg/L	0.00033J	0.1	0.1	0.10	0.10	102	103	75-125	1	20	
Cobalt	mg/L	0.0028J	0.1	0.1	0.097	0.095	94	93	75-125	1	20	
Lead	mg/L	ND	0.1	0.1	0.096	0.10	96	100	75-125	4	20	
Molybdenum	mg/L	0.034	0.1	0.1	0.13	0.13	98	96	75-125	2	20	
Selenium	mg/L	0.00064J	0.1	0.1	0.090	0.093	89	92	75-125	4	20	
Thallium	mg/L	0.0011	0.1	0.1	0.10	0.10	103	99	75-125	3	20	

Results presented on this page are in the units indicated by the "Units" column except where an alternate unit is presented to the right of the result.

This report shall not be reproduced, except in full,
without the written consent of Pace Analytical Services, LLC.

Pace Analytical Services, LLC
9800 Kincey Ave. Suite 100
Huntersville, NC 28078
(704)875-9092

QUALITY CONTROL DATA

Project: Plant Bowen AP-1st SA
Pace Project No.: 92841933

QC Batch: 988671
QC Batch Method: EPA 7470A
Analysis Method: EPA 7470A
Analysis Description: WCOL 7470 Mercury
Laboratory: Pace Analytical Services - West Columbia
Associated Lab Samples: 92841933001, 92841933002, 92841933003

METHOD BLANK: 5081380
Matrix: Water
Associated Lab Samples: 92841933001, 92841933002, 92841933003

Parameter	Units	Blank Result	Reporting Limit	MDL	Analyzed	Qualifiers
Mercury	mg/L	ND	0.00020	0.000091	02/06/26 10:19	

LABORATORY CONTROL SAMPLE: 5081381

Parameter	Units	Spike Conc.	LCS Result	LCS % Rec	% Rec Limits	Qualifiers
Mercury	mg/L	0.002	0.0021	103	80-120	

MATRIX SPIKE & MATRIX SPIKE DUPLICATE: 5081382 5081383

Parameter	Units	92841930006 Result	MS Spike Conc.	MSD Spike Conc.	MS Result	MSD Result	MS % Rec	MSD % Rec	% Rec Limits	RPD	Max RPD	Qual
Mercury	mg/L	ND	0.002	0.002	0.0019	0.0025	95	123	80-120	25	20	M1,R1

Results presented on this page are in the units indicated by the "Units" column except where an alternate unit is presented to the right of the result.

REPORT OF LABORATORY ANALYSIS

This report shall not be reproduced, except in full,
without the written consent of Pace Analytical Services, LLC.

Pace Analytical Services, LLC
9800 Kincey Ave. Suite 100
Huntersville, NC 28078
(704)875-9092

QUALITY CONTROL DATA

Project: Plant Bowen AP-1st SA
Pace Project No.: 92841933

QC Batch: 989878
QC Batch Method: EPA 7470A
Analysis Method: EPA 7470A
Analysis Description: WCOL 7470 Mercury
Laboratory: Pace Analytical Services - West Columbia

Associated Lab Samples: 92841933004, 92841933005, 92841933006, 92841933007, 92841933008, 92841933009, 92841933010, 92841933011, 92841933012, 92841933013, 92841933014, 92841933015, 92841933016, 92841933017, 92841933018, 92841933019, 92841933020, 92841933021, 92841933022

METHOD BLANK: 5087768
Matrix: Water

Associated Lab Samples: 92841933004, 92841933005, 92841933006, 92841933007, 92841933008, 92841933009, 92841933010, 92841933011, 92841933012, 92841933013, 92841933014, 92841933015, 92841933016, 92841933017, 92841933018, 92841933019, 92841933020, 92841933021, 92841933022

Parameter	Units	Blank Result	Reporting Limit	MDL	Analyzed	Qualifiers
Mercury	mg/L	ND	0.00020	0.000091	02/17/26 19:48	

LABORATORY CONTROL SAMPLE: 5087769

Parameter	Units	Spike Conc.	LCS Result	LCS % Rec	% Rec Limits	Qualifiers
Mercury	mg/L	0.002	0.0021	104	80-120	

MATRIX SPIKE & MATRIX SPIKE DUPLICATE: 5087770 5087771

Parameter	Units	92841933011 Result	MS Spike Conc.	MSD Spike Conc.	MS Result	MSD Result	MS % Rec	MSD % Rec	% Rec Limits	RPD	Max RPD	Qual
Mercury	mg/L	ND	0.002	0.002	0.0020	0.0020	98	97	80-120	1	20	

Results presented on this page are in the units indicated by the "Units" column except where an alternate unit is presented to the right of the result.

REPORT OF LABORATORY ANALYSIS

This report shall not be reproduced, except in full,
without the written consent of Pace Analytical Services, LLC.

Pace Analytical Services, LLC
9800 Kincey Ave. Suite 100
Huntersville, NC 28078
(704)875-9092

QUALITY CONTROL DATA

Project: Plant Bowen AP-1st SA
Pace Project No.: 92841933

QC Batch: 989879
QC Batch Method: EPA 7470A
Analysis Method: EPA 7470A
Analysis Description: WCOL 7470 Mercury
Laboratory: Pace Analytical Services - West Columbia
Associated Lab Samples: 92841933023, 92841933024, 92841933025, 92841933026, 92841933027, 92841933028, 92841933029, 92841933030, 92841933031, 92841933032, 92841933033, 92841933034, 92841933035

METHOD BLANK: 5087782
Matrix: Water
Associated Lab Samples: 92841933023, 92841933024, 92841933025, 92841933026, 92841933027, 92841933028, 92841933029, 92841933030, 92841933031, 92841933032, 92841933033, 92841933034, 92841933035

Parameter	Units	Blank Result	Reporting Limit	MDL	Analyzed	Qualifiers
Mercury	mg/L	ND	0.00020	0.000091	02/18/26 19:39	

LABORATORY CONTROL SAMPLE: 5087783

Parameter	Units	Spike Conc.	LCS Result	LCS % Rec	% Rec Limits	Qualifiers
Mercury	mg/L	0.002	0.0021	104	80-120	

MATRIX SPIKE & MATRIX SPIKE DUPLICATE: 5087784 5087785

Parameter	Units	92841933026 Result	MS Spike Conc.	MSD Spike Conc.	MS Result	MSD Result	MS % Rec	MSD % Rec	% Rec Limits	RPD	Max RPD	Qual
Mercury	mg/L	ND	0.002	0.002	0.0019	0.0019	93	93	80-120	0	20	

Results presented on this page are in the units indicated by the "Units" column except where an alternate unit is presented to the right of the result.

REPORT OF LABORATORY ANALYSIS

This report shall not be reproduced, except in full,
without the written consent of Pace Analytical Services, LLC.

Pace Analytical Services, LLC
9800 Kincey Ave. Suite 100
Huntersville, NC 28078
(704)875-9092

QUALITY CONTROL DATA

Project: Plant Bowen AP-1st SA
Pace Project No.: 92841933

QC Batch: 990801
QC Batch Method: EPA 7470A
Analysis Method: EPA 7470A
Analysis Description: WCOL 7470 Mercury
Laboratory: Pace Analytical Services - West Columbia
Associated Lab Samples: 92841933036, 92841933037, 92841933038, 92841933039, 92841933040

METHOD BLANK: 5093119 Matrix: Water
Associated Lab Samples: 92841933036, 92841933037, 92841933038, 92841933039, 92841933040

Parameter	Units	Blank Result	Reporting Limit	MDL	Analyzed	Qualifiers
Mercury	mg/L	ND	0.00020	0.000091	02/21/26 16:15	

LABORATORY CONTROL SAMPLE: 5093120

Parameter	Units	Spike Conc.	LCS Result	LCS % Rec	% Rec Limits	Qualifiers
Mercury	mg/L	0.002	0.0020	99	80-120	

MATRIX SPIKE & MATRIX SPIKE DUPLICATE: 5093121 5093122

Parameter	Units	92841933038 Result	MS Spike Conc.	MSD Spike Conc.	MS Result	MSD Result	MS % Rec	MSD % Rec	% Rec Limits	RPD	Max RPD	Qual
Mercury	mg/L	ND	0.002	0.002	0.0019	0.0021	95	102	80-120	7	20	

Results presented on this page are in the units indicated by the "Units" column except where an alternate unit is presented to the right of the result.

REPORT OF LABORATORY ANALYSIS

This report shall not be reproduced, except in full,
without the written consent of Pace Analytical Services, LLC.

Pace Analytical Services, LLC
9800 Kincey Ave. Suite 100
Huntersville, NC 28078
(704)875-9092

QUALITY CONTROL DATA

Project: Plant Bowen AP-1st SA
Pace Project No.: 92841933

QC Batch: 991300
QC Batch Method: EPA 7470A
Analysis Method: EPA 7470A
Analysis Description: WCOL 7470 Mercury
Laboratory: Pace Analytical Services - West Columbia
Associated Lab Samples: 92841933041, 92841933042

METHOD BLANK: 5095447 Matrix: Water
Associated Lab Samples: 92841933041, 92841933042

Parameter	Units	Blank Result	Reporting Limit	MDL	Analyzed	Qualifiers
Mercury	mg/L	ND	0.00020	0.000091	02/21/26 16:37	

LABORATORY CONTROL SAMPLE: 5095448

Parameter	Units	Spike Conc.	LCS Result	LCS % Rec	% Rec Limits	Qualifiers
Mercury	mg/L	0.002	0.0020	100	80-120	

MATRIX SPIKE & MATRIX SPIKE DUPLICATE: 5095449 5095450

Parameter	Units	92844150001 Result	MS Spike Conc.	MSD Spike Conc.	MS Result	MSD Result	MS % Rec	MSD % Rec	% Rec Limits	RPD	Max RPD	Qual
Mercury	mg/L	ND	0.002	0.002	0.0021	0.0020	101	99	80-120	2	20	

Results presented on this page are in the units indicated by the "Units" column except where an alternate unit is presented to the right of the result.

REPORT OF LABORATORY ANALYSIS

This report shall not be reproduced, except in full,
without the written consent of Pace Analytical Services, LLC.

Pace Analytical Services, LLC
9800 Kincey Ave. Suite 100
Huntersville, NC 28078
(704)875-9092

QUALITY CONTROL DATA

Project: Plant Bowen AP-1st SA
Pace Project No.: 92841933

QC Batch: 991857
QC Batch Method: EPA 7470A
Analysis Method: EPA 7470A
Analysis Description: WCOL 7470 Mercury
Laboratory: Pace Analytical Services - West Columbia
Associated Lab Samples: 92841933043, 92841933044, 92841933045, 92841933046, 92841933047

METHOD BLANK: 5098613 Matrix: Water
Associated Lab Samples: 92841933043, 92841933044, 92841933045, 92841933046, 92841933047

Parameter	Units	Blank Result	Reporting Limit	MDL	Analyzed	Qualifiers
Mercury	mg/L	ND	0.00020	0.000091	02/20/26 21:03	

LABORATORY CONTROL SAMPLE: 5098614

Parameter	Units	Spike Conc.	LCS Result	LCS % Rec	% Rec Limits	Qualifiers
Mercury	mg/L	0.002	0.0021	105	80-120	

MATRIX SPIKE & MATRIX SPIKE DUPLICATE: 5098617 5098618

Parameter	Units	92844115004 Result	MS Spike Conc.	MSD Spike Conc.	MS Result	MSD Result	MS % Rec	MSD % Rec	% Rec Limits	RPD	Max RPD	Qual
Mercury	mg/L	ND	0.002	0.002	0.0021	0.0021	104	105	80-120	1	20	

Results presented on this page are in the units indicated by the "Units" column except where an alternate unit is presented to the right of the result.

REPORT OF LABORATORY ANALYSIS

This report shall not be reproduced, except in full,
without the written consent of Pace Analytical Services, LLC.

Pace Analytical Services, LLC
9800 Kincey Ave. Suite 100
Huntersville, NC 28078
(704)875-9092

QUALIFIERS

Project: Plant Bowen AP-1st SA
Pace Project No.: 92841933

DEFINITIONS

DF - Dilution Factor, if reported, represents the factor applied to the reported data due to dilution of the sample aliquot.

ND - Not Detected at or above adjusted reporting limit.

TNTC - Too Numerous To Count

J - Estimated concentration above the adjusted method detection limit and below the adjusted reporting limit.

MDL - Adjusted Method Detection Limit.

PQL - Practical Quantitation Limit.

RL - Reporting Limit - The lowest concentration value that meets project requirements for quantitative data with known precision and bias for a specific analyte in a specific matrix.

S - Surrogate

1,2-Diphenylhydrazine decomposes to and cannot be separated from Azobenzene using Method 8270. The result for each analyte is a combined concentration.

Consistent with EPA guidelines, unrounded data are displayed and have been used to calculate % recovery and RPD values.

LCS(D) - Laboratory Control Sample (Duplicate)

MS(D) - Matrix Spike (Duplicate)

DUP - Sample Duplicate

RPD - Relative Percent Difference

NC - Not Calculable.

SG - Silica Gel - Clean-Up

U - Indicates the compound was analyzed for, but not detected.

Acid preservation may not be appropriate for 2 Chloroethylvinyl ether.

A separate vial preserved to a pH of 4-5 is recommended in SW846 Chapter 4 for the analysis of Acrolein and Acrylonitrile by EPA Method 8260.

N-Nitrosodiphenylamine decomposes and cannot be separated from Diphenylamine using Method 8270. The result reported for each analyte is a combined concentration.

Reported results are not rounded until the final step prior to reporting. Therefore, calculated parameters that are typically reported as "Total" may vary slightly from the sum of the reported component parameters.

Pace Analytical is TNI accredited. Contact your Pace PM for the current list of accredited analytes.

TNI - The NELAC Institute.

WORKORDER QUALIFIERS

WO: 92841933

[1]	GEOSYNTEC
[2]	DO NOT DILUTE. MUST MEET REPORTING LIMITS. LET PM KNOW FIRST IF THERE ARE ISSUES.

ANALYTE QUALIFIERS

1g	Analysis conducted outside method specifications. Sample evaporated in 104°C oven instead of a drying oven.
2g	The percent readback for the mid-level calibration standard was below laboratory acceptance limits. The result is reported since the continuing calibration verification (CCV) standard has the same true value concentration as the mid-level standard, and the bracketing CCVs were within acceptance limits.
3g	dilution due to sample reading OR
4g	sample reran to prove cleanliness
B	Analyte was detected in the associated method blank.
CU	The continuing calibration for this analyte is above laboratory acceptance limits. Analyte was not detected above the reporting limit in any of the associated samples.
H1	Analysis conducted outside the EPA method holding time.
J	Analyte detected below the reporting limit, therefore result is an estimate. This qualifier is also used for all TICs.

This report shall not be reproduced, except in full,
without the written consent of Pace Analytical Services, LLC.

Pace Analytical Services, LLC
9800 Kincey Ave. Suite 100
Huntersville, NC 28078
(704)875-9092

QUALIFIERS

Project: Plant Bowen AP-1st SA
Pace Project No.: 92841933

ANALYTE QUALIFIERS

M1	Matrix spike recovery exceeded QC limits. Batch accepted based on laboratory control sample (LCS) recovery.
R1	RPD value was outside control limits.

This report shall not be reproduced, except in full,
without the written consent of Pace Analytical Services, LLC.

Pace Analytical Services, LLC
9800 Kincey Ave. Suite 100
Huntersville, NC 28078
(704)875-9092

QUALITY CONTROL DATA CROSS REFERENCE TABLE

Project: Plant Bowen AP-1st SA
Pace Project No.: 92841933

Lab ID	Sample ID	QC Batch Method	QC Batch	Analytical Method	Analytical Batch
92841933001	**BOW-BGWC-24**	3015	2688380	EPA 6020B	2688380
92841933002	**BOW-AP1-FB-01**	3015	2688380	EPA 6020B	2688380
92841933003	**BOW-AP1-EB-01**	3015	2688380	EPA 6020B	2688380
92841933004	**BOW-BGWA-29**	3015	2692199	EPA 6020B	2692199
92841933005	**BOW-BGWA-47D**	3015	2692199	EPA 6020B	2692199
92841933006	**BOW-BGWA-48D**	3015	2692199	EPA 6020B	2692199
92841933007	**BOW-BGWC-7**	3015	2692199	EPA 6020B	2692199
92841933008	**BOW-BGWC-8**	3015	2692199	EPA 6020B	2692199
92841933009	**BOW-BGWC-9**	3015	2692199	EPA 6020B	2692199
92841933010	**BOW-BGWC-10**	3015	2692199	EPA 6020B	2692199
92841933011	**BOW-BGWC-12**	3015	2692199	EPA 6020B	2692199
92841933012	**BOW-BGWC-14A**	3015	2692199	EPA 6020B	2692199
92841933013	**BOW-BGWC-16**	3015	2692199	EPA 6020B	2692199
92841933014	**BOW-BGWC-17**	3015	2692199	EPA 6020B	2692199
92841933015	**BOW-BGWC-18**	3015	2692199	EPA 6020B	2692199
92841933016	**BOW-BGWC-19**	3015	2692199	EPA 6020B	2692199
92841933017	**BOW-BGWC-20**	3015	2692199	EPA 6020B	2692199
92841933018	**BOW-BGWC-21**	3015	2692199	EPA 6020B	2692199
92841933019	**BOW-BGWC-25**	3015	2692199	EPA 6020B	2692199
92841933020	**BOW-BGWC-31**	3015	2692199	EPA 6020B	2692199
92841933021	**BOW-BGWC-34D**	3015	2692199	EPA 6020B	2692199
92841933022	**BOW-BGWC-36D**	3015	2692199	EPA 6020B	2692199
92841933023	**BOW-BGWC-40**	3015	2692199	EPA 6020B	2692199
92841933024	**BOW-BGWC-50D**	3015	2692196	EPA 6020B	2692196
92841933025	**BOW-BGWC-51**	3015	2692196	EPA 6020B	2692196
92841933026	**BOW-BGWC-52**	3015	2692196	EPA 6020B	2692196
92841933027	**BOW-BGWC-53D**	3015	2692196	EPA 6020B	2692196
92841933028	**BOW-PZ-7**	3015	2692196	EPA 6020B	2692196
92841933029	**BOW-AP1-FD-01**	3015	2692196	EPA 6020B	2692196
92841933030	**BOW-AP1-FD-02**	3015	2692196	EPA 6020B	2692196
92841933031	**BOW-AP1-FB-02**	3015	2692196	EPA 6020B	2692196
92841933032	**BOW-AP1-FB-03**	3015	2692196	EPA 6020B	2692196
92841933033	**BOW-AP1-EB-02**	3015	2692196	EPA 6020B	2692196
92841933034	**BOW-AP1-EB-03**	3015	2692196	EPA 6020B	2692196
92841933035	**BOW-AP1-FD-03**	3015	2692196	EPA 6020B	2692196
92841933036	**BOW-BGWC-30**	3015	2694078	EPA 6020B	2694078
92841933037	**BOW-BGWC-38D**	3015	2694078	EPA 6020B	2694078
92841933038	**BOW-BGWC-49D**	3015	2694078	EPA 6020B	2694078
92841933039	**BOW-AP1-FB-04**	3015	2694078	EPA 6020B	2694078
92841933040	**BOW-AP1-EB-04**	3015	2694078	EPA 6020B	2694078
92841933041	**BOW-BGWA-2**	3015	2695384	EPA 6020B	2695384
92841933042	**BOW-BGWC-23**	3015	2695384	EPA 6020B	2695384
92841933043	**BOW-BGWC-32**	3015	2695384	EPA 6020B	2695384
92841933044	**BOW-BGWC-35D**	3015	2695384	EPA 6020B	2695384
92841933045	**BOW-BGWC-43D**	3015	2695384	EPA 6020B	2695384
92841933046	**BOW-AP1-FD-04**	3015	2695384	EPA 6020B	2695384
92841933047	**BOW-BGWC-22**	3015	2695384	EPA 6020B	2695384

This report shall not be reproduced, except in full,
without the written consent of Pace Analytical Services, LLC.

Pace Analytical Services, LLC
9800 Kincey Ave. Suite 100
Huntersville, NC 28078
(704)875-9092

QUALITY CONTROL DATA CROSS REFERENCE TABLE

Project: Plant Bowen AP-1st SA
Pace Project No.: 92841933

Lab ID	Sample ID	QC Batch Method	QC Batch	Analytical Method	Analytical Batch
92841933001	**BOW-BGWC-24**	SM 2320B-2021	989391		
92841933004	**BOW-BGWA-29**	SM 2320B-2021	990289		
92841933005	**BOW-BGWA-47D**	SM 2320B-2021	989993		
92841933006	**BOW-BGWA-48D**	SM 2320B-2021	989993		
92841933007	**BOW-BGWC-7**	SM 2320B-2021	989996		
92841933008	**BOW-BGWC-8**	SM 2320B-2021	989996		
92841933009	**BOW-BGWC-9**	SM 2320B-2021	989996		
92841933010	**BOW-BGWC-10**	SM 2320B-2021	989996		
92841933011	**BOW-BGWC-12**	SM 2320B-2021	989996		
92841933012	**BOW-BGWC-14A**	SM 2320B-2021	989996		
92841933013	**BOW-BGWC-16**	SM 2320B-2021	989996		
92841933014	**BOW-BGWC-17**	SM 2320B-2021	989996		
92841933015	**BOW-BGWC-18**	SM 2320B-2021	989996		
92841933016	**BOW-BGWC-19**	SM 2320B-2021	990289		
92841933017	**BOW-BGWC-20**	SM 2320B-2021	990289		
92841933018	**BOW-BGWC-21**	SM 2320B-2021	989996		
92841933019	**BOW-BGWC-25**	SM 2320B-2021	989996		
92841933020	**BOW-BGWC-31**	SM 2320B-2021	990289		
92841933021	**BOW-BGWC-34D**	SM 2320B-2021	989996		
92841933022	**BOW-BGWC-36D**	SM 2320B-2021	990289		
92841933023	**BOW-BGWC-40**	SM 2320B-2021	990289		
92841933024	**BOW-BGWC-50D**	SM 2320B-2021	989996		
92841933025	**BOW-BGWC-51**	SM 2320B-2021	990289		
92841933026	**BOW-BGWC-52**	SM 2320B-2021	990289		
92841933027	**BOW-BGWC-53D**	SM 2320B-2021	989996		
92841933028	**BOW-PZ-7**	SM 2320B-2021	990287		
92841933036	**BOW-BGWC-30**	SM 2320B-2021	991373		
92841933037	**BOW-BGWC-38D**	SM 2320B-2021	991373		
92841933038	**BOW-BGWC-49D**	SM 2320B-2021	991373		
92841933041	**BOW-BGWA-2**	SM 2320B-2021	991314		
92841933042	**BOW-BGWC-23**	SM 2320B-2021	991314		
92841933043	**BOW-BGWC-32**	SM 2320B-2021	991314		
92841933044	**BOW-BGWC-35D**	SM 2320B-2021	991314		
92841933045	**BOW-BGWC-43D**	SM 2320B-2021	991314		
92841933047	**BOW-BGWC-22**	SM 2320B-2021	991683		
92841933001	**BOW-BGWC-24**	SM 2540C-2020	989088		
92841933002	**BOW-AP1-FB-01**	SM 2540C-2020	989088		
92841933003	**BOW-AP1-EB-01**	SM 2540C-2020	989088		
92841933004	**BOW-BGWA-29**	SM 2540C-2020	989731		

This report shall not be reproduced, except in full,
without the written consent of Pace Analytical Services, LLC.

Pace Analytical Services, LLC
9800 Kincey Ave. Suite 100
Huntersville, NC 28078
(704)875-9092

QUALITY CONTROL DATA CROSS REFERENCE TABLE

Project: Plant Bowen AP-1st SA
Pace Project No.: 92841933

Lab ID	Sample ID	QC Batch Method	QC Batch	Analytical Method	Analytical Batch
92841933005	**BOW-BGWA-47D**	SM 2540C-2020	989673		
92841933006	**BOW-BGWA-48D**	SM 2540C-2020	989673		
92841933007	**BOW-BGWC-7**	SM 2540C-2020	989673		
92841933008	**BOW-BGWC-8**	SM 2540C-2020	989673		
92841933009	**BOW-BGWC-9**	SM 2540C-2020	989673		
92841933010	**BOW-BGWC-10**	SM 2540C-2020	989673		
92841933011	**BOW-BGWC-12**	SM 2540C-2020	989673		
92841933012	**BOW-BGWC-14A**	SM 2540C-2020	989673		
92841933013	**BOW-BGWC-16**	SM 2540C-2020	989673		
92841933014	**BOW-BGWC-17**	SM 2540C-2020	989727		
92841933015	**BOW-BGWC-18**	SM 2540C-2020	989727		
92841933016	**BOW-BGWC-19**	SM 2540C-2020	989731		
92841933017	**BOW-BGWC-20**	SM 2540C-2020	989731		
92841933018	**BOW-BGWC-21**	SM 2540C-2020	989727		
92841933019	**BOW-BGWC-25**	SM 2540C-2020	989727		
92841933020	**BOW-BGWC-31**	SM 2540C-2020	989985		
92841933021	**BOW-BGWC-34D**	SM 2540C-2020	989727		
92841933022	**BOW-BGWC-36D**	SM 2540C-2020	989985		
92841933023	**BOW-BGWC-40**	SM 2540C-2020	989985		
92841933024	**BOW-BGWC-50D**	SM 2540C-2020	989673		
92841933025	**BOW-BGWC-51**	SM 2540C-2020	989985		
92841933026	**BOW-BGWC-52**	SM 2540C-2020	989985		
92841933027	**BOW-BGWC-53D**	SM 2540C-2020	989727		
92841933028	**BOW-PZ-7**	SM 2540C-2020	989727		
92841933029	**BOW-AP1-FD-01**	SM 2540C-2020	989673		
92841933030	**BOW-AP1-FD-02**	SM 2540C-2020	989673		
92841933031	**BOW-AP1-FB-02**	SM 2540C-2020	989727		
92841933032	**BOW-AP1-FB-03**	SM 2540C-2020	989985		
92841933033	**BOW-AP1-EB-02**	SM 2540C-2020	989727		
92841933034	**BOW-AP1-EB-03**	SM 2540C-2020	989985		
92841933035	**BOW-AP1-FD-03**	SM 2540C-2020	989985		
92841933036	**BOW-BGWC-30**	SM 2540C-2020	990478		
92841933037	**BOW-BGWC-38D**	SM 2540C-2020	990478		
92841933038	**BOW-BGWC-49D**	SM 2540C-2020	990478		
92841933039	**BOW-AP1-FB-04**	SM 2540C-2020	990478		
92841933040	**BOW-AP1-EB-04**	SM 2540C-2020	990478		
92841933041	**BOW-BGWA-2**	SM 2540C-2020	990814		
92841933042	**BOW-BGWC-23**	SM 2540C-2020	990814		
92841933043	**BOW-BGWC-32**	SM 2540C-2020	990814		
92841933044	**BOW-BGWC-35D**	SM 2540C-2020	990814		
92841933045	**BOW-BGWC-43D**	SM 2540C-2020	990814		

This report shall not be reproduced, except in full,
without the written consent of Pace Analytical Services, LLC.

Pace Analytical Services, LLC
9800 Kincey Ave. Suite 100
Huntersville, NC 28078
(704)875-9092

QUALITY CONTROL DATA CROSS REFERENCE TABLE

Project: Plant Bowen AP-1st SA
Pace Project No.: 92841933

Lab ID	Sample ID	QC Batch Method	QC Batch	Analytical Method	Analytical Batch
92841933046	**BOW-AP1-FD-04**	SM 2540C-2020	990924		
92841933047	**BOW-BGWC-22**	SM 2540C-2020	990924		
92841933001	**BOW-BGWC-24**	SM 4500-S2D-2021	989822		
92841933004	**BOW-BGWA-29**	SM 4500-S2D-2021	989945		
92841933005	**BOW-BGWA-47D**	SM 4500-S2D-2021	989822		
92841933006	**BOW-BGWA-48D**	SM 4500-S2D-2021	989822		
92841933007	**BOW-BGWC-7**	SM 4500-S2D-2021	989945		
92841933008	**BOW-BGWC-8**	SM 4500-S2D-2021	989822		
92841933009	**BOW-BGWC-9**	SM 4500-S2D-2021	989822		
92841933010	**BOW-BGWC-10**	SM 4500-S2D-2021	989945		
92841933011	**BOW-BGWC-12**	SM 4500-S2D-2021	989822		
92841933012	**BOW-BGWC-14A**	SM 4500-S2D-2021	989945		
92841933013	**BOW-BGWC-16**	SM 4500-S2D-2021	989945		
92841933014	**BOW-BGWC-17**	SM 4500-S2D-2021	989945		
92841933015	**BOW-BGWC-18**	SM 4500-S2D-2021	989945		
92841933016	**BOW-BGWC-19**	SM 4500-S2D-2021	989945		
92841933017	**BOW-BGWC-20**	SM 4500-S2D-2021	989945		
92841933018	**BOW-BGWC-21**	SM 4500-S2D-2021	989945		
92841933019	**BOW-BGWC-25**	SM 4500-S2D-2021	989945		
92841933020	**BOW-BGWC-31**	SM 4500-S2D-2021	989945		
92841933021	**BOW-BGWC-34D**	SM 4500-S2D-2021	989945		
92841933022	**BOW-BGWC-36D**	SM 4500-S2D-2021	989945		
92841933023	**BOW-BGWC-40**	SM 4500-S2D-2021	989945		
92841933024	**BOW-BGWC-50D**	SM 4500-S2D-2021	989822		
92841933025	**BOW-BGWC-51**	SM 4500-S2D-2021	989945		
92841933026	**BOW-BGWC-52**	SM 4500-S2D-2021	989945		
92841933027	**BOW-BGWC-53D**	SM 4500-S2D-2021	989945		
92841933028	**BOW-PZ-7**	SM 4500-S2D-2021	989945		
92841933036	**BOW-BGWC-30**	SM 4500-S2D-2021	990582		
92841933037	**BOW-BGWC-38D**	SM 4500-S2D-2021	990582		
92841933038	**BOW-BGWC-49D**	SM 4500-S2D-2021	990582		
92841933041	**BOW-BGWA-2**	SM 4500-S2D-2021	990583		
92841933042	**BOW-BGWC-23**	SM 4500-S2D-2021	990583		
92841933043	**BOW-BGWC-32**	SM 4500-S2D-2021	990583		
92841933044	**BOW-BGWC-35D**	SM 4500-S2D-2021	990583		
92841933045	**BOW-BGWC-43D**	SM 4500-S2D-2021	990583		
92841933047	**BOW-BGWC-22**	SM 4500-S2D-2021	990583		
92841933001	**BOW-BGWC-24**	EPA 300.0 Rev 2.1 1993	988476		
92841933002	**BOW-AP1-FB-01**	EPA 300.0 Rev 2.1 1993	988476		
92841933003	**BOW-AP1-EB-01**	EPA 300.0 Rev 2.1 1993	988476		
92841933004	**BOW-BGWA-29**	EPA 300.0 Rev 2.1 1993	989642		

This report shall not be reproduced, except in full,
without the written consent of Pace Analytical Services, LLC.

Pace Analytical Services, LLC
9800 Kincey Ave. Suite 100
Huntersville, NC 28078
(704)875-9092

QUALITY CONTROL DATA CROSS REFERENCE TABLE

Project: Plant Bowen AP-1st SA
Pace Project No.: 92841933

Lab ID	Sample ID	QC Batch Method	QC Batch	Analytical Method	Analytical Batch
92841933005	**BOW-BGWA-47D**	EPA 300.0 Rev 2.1 1993	989642		
92841933006	**BOW-BGWA-48D**	EPA 300.0 Rev 2.1 1993	989642		
92841933007	**BOW-BGWC-7**	EPA 300.0 Rev 2.1 1993	989642		
92841933008	**BOW-BGWC-8**	EPA 300.0 Rev 2.1 1993	989642		
92841933009	**BOW-BGWC-9**	EPA 300.0 Rev 2.1 1993	989644		
92841933010	**BOW-BGWC-10**	EPA 300.0 Rev 2.1 1993	989644		
92841933011	**BOW-BGWC-12**	EPA 300.0 Rev 2.1 1993	989644		
92841933012	**BOW-BGWC-14A**	EPA 300.0 Rev 2.1 1993	989644		
92841933013	**BOW-BGWC-16**	EPA 300.0 Rev 2.1 1993	989644		
92841933014	**BOW-BGWC-17**	EPA 300.0 Rev 2.1 1993	989644		
92841933015	**BOW-BGWC-18**	EPA 300.0 Rev 2.1 1993	989644		
92841933016	**BOW-BGWC-19**	EPA 300.0 Rev 2.1 1993	989644		
92841933017	**BOW-BGWC-20**	EPA 300.0 Rev 2.1 1993	989644		
92841933018	**BOW-BGWC-21**	EPA 300.0 Rev 2.1 1993	989644		
92841933019	**BOW-BGWC-25**	EPA 300.0 Rev 2.1 1993	989644		
92841933020	**BOW-BGWC-31**	EPA 300.0 Rev 2.1 1993	989644		
92841933021	**BOW-BGWC-34D**	EPA 300.0 Rev 2.1 1993	989644		
92841933022	**BOW-BGWC-36D**	EPA 300.0 Rev 2.1 1993	989644		
92841933023	**BOW-BGWC-40**	EPA 300.0 Rev 2.1 1993	989644		
92841933024	**BOW-BGWC-50D**	EPA 300.0 Rev 2.1 1993	989644		
92841933025	**BOW-BGWC-51**	EPA 300.0 Rev 2.1 1993	989644		
92841933026	**BOW-BGWC-52**	EPA 300.0 Rev 2.1 1993	989644		
92841933027	**BOW-BGWC-53D**	EPA 300.0 Rev 2.1 1993	989644		
92841933028	**BOW-PZ-7**	EPA 300.0 Rev 2.1 1993	989644		
92841933029	**BOW-AP1-FD-01**	EPA 300.0 Rev 2.1 1993	989646		
92841933030	**BOW-AP1-FD-02**	EPA 300.0 Rev 2.1 1993	989646		
92841933031	**BOW-AP1-FB-02**	EPA 300.0 Rev 2.1 1993	989646		
92841933032	**BOW-AP1-FB-03**	EPA 300.0 Rev 2.1 1993	989646		
92841933033	**BOW-AP1-EB-02**	EPA 300.0 Rev 2.1 1993	989646		
92841933034	**BOW-AP1-EB-03**	EPA 300.0 Rev 2.1 1993	989646		
92841933035	**BOW-AP1-FD-03**	EPA 300.0 Rev 2.1 1993	989646		
92841933036	**BOW-BGWC-30**	EPA 300.0 Rev 2.1 1993	990209		
92841933037	**BOW-BGWC-38D**	EPA 300.0 Rev 2.1 1993	990209		
92841933038	**BOW-BGWC-49D**	EPA 300.0 Rev 2.1 1993	990209		
92841933039	**BOW-AP1-FB-04**	EPA 300.0 Rev 2.1 1993	990209		
92841933040	**BOW-AP1-EB-04**	EPA 300.0 Rev 2.1 1993	990209		
92841933041	**BOW-BGWA-2**	EPA 300.0 Rev 2.1 1993	990866		
92841933042	**BOW-BGWC-23**	EPA 300.0 Rev 2.1 1993	990866		
92841933043	**BOW-BGWC-32**	EPA 300.0 Rev 2.1 1993	990866		
92841933044	**BOW-BGWC-35D**	EPA 300.0 Rev 2.1 1993	990866		
92841933045	**BOW-BGWC-43D**	EPA 300.0 Rev 2.1 1993	990866		
92841933046	**BOW-AP1-FD-04**	EPA 300.0 Rev 2.1 1993	990866		
92841933047	**BOW-BGWC-22**	EPA 300.0 Rev 2.1 1993	990866		
92841933001	**BOW-BGWC-24**	EPA 3005A	988592	EPA 6020B	989480
92841933002	**BOW-AP1-FB-01**	EPA 3005A	988592	EPA 6020B	989480
92841933003	**BOW-AP1-EB-01**	EPA 3005A	988592	EPA 6020B	989480

This report shall not be reproduced, except in full,
without the written consent of Pace Analytical Services, LLC.

Pace Analytical Services, LLC
9800 Kincey Ave. Suite 100
Huntersville, NC 28078
(704)875-9092

QUALITY CONTROL DATA CROSS REFERENCE TABLE

Project: Plant Bowen AP-1st SA
Pace Project No.: 92841933

Lab ID	Sample ID	QC Batch Method	QC Batch	Analytical Method	Analytical Batch
92841933004	**BOW-BGWA-29**	EPA 3005A	989772	EPA 6020B	994070
92841933005	**BOW-BGWA-47D**	EPA 3005A	989772	EPA 6020B	994070
92841933006	**BOW-BGWA-48D**	EPA 3005A	989772	EPA 6020B	994070
92841933007	**BOW-BGWC-7**	EPA 3005A	989772	EPA 6020B	994070
92841933008	**BOW-BGWC-8**	EPA 3005A	989772	EPA 6020B	994070
92841933009	**BOW-BGWC-9**	EPA 3005A	989772	EPA 6020B	994070
92841933010	**BOW-BGWC-10**	EPA 3005A	989772	EPA 6020B	994070
92841933011	**BOW-BGWC-12**	EPA 3005A	989772	EPA 6020B	994070
92841933012	**BOW-BGWC-14A**	EPA 3005A	989772	EPA 6020B	994070
92841933013	**BOW-BGWC-16**	EPA 3005A	989772	EPA 6020B	994070
92841933014	**BOW-BGWC-17**	EPA 3005A	989772	EPA 6020B	994070
92841933015	**BOW-BGWC-18**	EPA 3005A	989772	EPA 6020B	994070
92841933016	**BOW-BGWC-19**	EPA 3005A	989772	EPA 6020B	994070
92841933017	**BOW-BGWC-20**	EPA 3005A	989772	EPA 6020B	994070
92841933018	**BOW-BGWC-21**	EPA 3005A	989772	EPA 6020B	994070
92841933019	**BOW-BGWC-25**	EPA 3005A	989772	EPA 6020B	994070
92841933020	**BOW-BGWC-31**	EPA 3005A	989772	EPA 6020B	994070
92841933021	**BOW-BGWC-34D**	EPA 3005A	989772	EPA 6020B	994070
92841933022	**BOW-BGWC-36D**	EPA 3005A	989772	EPA 6020B	994070
92841933023	**BOW-BGWC-40**	EPA 3005A	989772	EPA 6020B	994070
92841933024	**BOW-BGWC-50D**	EPA 3005A	989775	EPA 6020B	993310
92841933025	**BOW-BGWC-51**	EPA 3005A	989775	EPA 6020B	993310
92841933026	**BOW-BGWC-52**	EPA 3005A	989775	EPA 6020B	993310
92841933027	**BOW-BGWC-53D**	EPA 3005A	989775	EPA 6020B	993310
92841933028	**BOW-PZ-7**	EPA 3005A	989775	EPA 6020B	993310
92841933029	**BOW-AP1-FD-01**	EPA 3005A	989775	EPA 6020B	993310
92841933030	**BOW-AP1-FD-02**	EPA 3005A	989775	EPA 6020B	993310
92841933031	**BOW-AP1-FB-02**	EPA 3005A	989775	EPA 6020B	993310
92841933032	**BOW-AP1-FB-03**	EPA 3005A	989775	EPA 6020B	993310
92841933033	**BOW-AP1-EB-02**	EPA 3005A	989775	EPA 6020B	993310
92841933034	**BOW-AP1-EB-03**	EPA 3005A	989775	EPA 6020B	993310
92841933035	**BOW-AP1-FD-03**	EPA 3005A	989775	EPA 6020B	993310
92841933036	**BOW-BGWC-30**	EPA 3005A	990390	EPA 6020B	993649
92841933037	**BOW-BGWC-38D**	EPA 3005A	990390	EPA 6020B	993649
92841933038	**BOW-BGWC-49D**	EPA 3005A	990390	EPA 6020B	993649
92841933039	**BOW-AP1-FB-04**	EPA 3005A	990675	EPA 6020B	994644
92841933040	**BOW-AP1-EB-04**	EPA 3005A	990675	EPA 6020B	994644
92841933041	**BOW-BGWA-2**	EPA 3005A	991124	EPA 6020B	995535
92841933042	**BOW-BGWC-23**	EPA 3005A	991124	EPA 6020B	995535
92841933043	**BOW-BGWC-32**	EPA 3005A	991124	EPA 6020B	995535
92841933044	**BOW-BGWC-35D**	EPA 3005A	991124	EPA 6020B	995535
92841933045	**BOW-BGWC-43D**	EPA 3005A	991124	EPA 6020B	995535
92841933046	**BOW-AP1-FD-04**	EPA 3005A	992965	EPA 6020B	996656
92841933047	**BOW-BGWC-22**	EPA 3005A	991124	EPA 6020B	995535
92841933001	**BOW-BGWC-24**	EPA 7470A	988671	EPA 7470A	989438

This report shall not be reproduced, except in full,
without the written consent of Pace Analytical Services, LLC.

Pace Analytical Services, LLC
9800 Kincey Ave. Suite 100
Huntersville, NC 28078
(704)875-9092

QUALITY CONTROL DATA CROSS REFERENCE TABLE

Project: Plant Bowen AP-1st SA
Pace Project No.: 92841933

Lab ID	Sample ID	QC Batch Method	QC Batch	Analytical Method	Analytical Batch
92841933002	**BOW-AP1-FB-01**	EPA 7470A	988671	EPA 7470A	989438
92841933003	**BOW-AP1-EB-01**	EPA 7470A	988671	EPA 7470A	989438
92841933004	**BOW-BGWA-29**	EPA 7470A	989878	EPA 7470A	991382
92841933005	**BOW-BGWA-47D**	EPA 7470A	989878	EPA 7470A	991382
92841933006	**BOW-BGWA-48D**	EPA 7470A	989878	EPA 7470A	991382
92841933007	**BOW-BGWC-7**	EPA 7470A	989878	EPA 7470A	991382
92841933008	**BOW-BGWC-8**	EPA 7470A	989878	EPA 7470A	991382
92841933009	**BOW-BGWC-9**	EPA 7470A	989878	EPA 7470A	991382
92841933010	**BOW-BGWC-10**	EPA 7470A	989878	EPA 7470A	991382
92841933011	**BOW-BGWC-12**	EPA 7470A	989878	EPA 7470A	991382
92841933012	**BOW-BGWC-14A**	EPA 7470A	989878	EPA 7470A	991382
92841933013	**BOW-BGWC-16**	EPA 7470A	989878	EPA 7470A	991382
92841933014	**BOW-BGWC-17**	EPA 7470A	989878	EPA 7470A	991382
92841933015	**BOW-BGWC-18**	EPA 7470A	989878	EPA 7470A	991382
92841933016	**BOW-BGWC-19**	EPA 7470A	989878	EPA 7470A	991382
92841933017	**BOW-BGWC-20**	EPA 7470A	989878	EPA 7470A	991382
92841933018	**BOW-BGWC-21**	EPA 7470A	989878	EPA 7470A	991382
92841933019	**BOW-BGWC-25**	EPA 7470A	989878	EPA 7470A	991382
92841933020	**BOW-BGWC-31**	EPA 7470A	989878	EPA 7470A	991382
92841933021	**BOW-BGWC-34D**	EPA 7470A	989878	EPA 7470A	991382
92841933022	**BOW-BGWC-36D**	EPA 7470A	989878	EPA 7470A	991382
92841933023	**BOW-BGWC-40**	EPA 7470A	989879	EPA 7470A	991685
92841933024	**BOW-BGWC-50D**	EPA 7470A	989879	EPA 7470A	991685
92841933025	**BOW-BGWC-51**	EPA 7470A	989879	EPA 7470A	991685
92841933026	**BOW-BGWC-52**	EPA 7470A	989879	EPA 7470A	991685
92841933027	**BOW-BGWC-53D**	EPA 7470A	989879	EPA 7470A	991685
92841933028	**BOW-PZ-7**	EPA 7470A	989879	EPA 7470A	991685
92841933029	**BOW-AP1-FD-01**	EPA 7470A	989879	EPA 7470A	991685
92841933030	**BOW-AP1-FD-02**	EPA 7470A	989879	EPA 7470A	991685
92841933031	**BOW-AP1-FB-02**	EPA 7470A	989879	EPA 7470A	991685
92841933032	**BOW-AP1-FB-03**	EPA 7470A	989879	EPA 7470A	991685
92841933033	**BOW-AP1-EB-02**	EPA 7470A	989879	EPA 7470A	991685
92841933034	**BOW-AP1-EB-03**	EPA 7470A	989879	EPA 7470A	991685
92841933035	**BOW-AP1-FD-03**	EPA 7470A	989879	EPA 7470A	991685
92841933036	**BOW-BGWC-30**	EPA 7470A	990801	EPA 7470A	992450
92841933037	**BOW-BGWC-38D**	EPA 7470A	990801	EPA 7470A	992450
92841933038	**BOW-BGWC-49D**	EPA 7470A	990801	EPA 7470A	992450
92841933039	**BOW-AP1-FB-04**	EPA 7470A	990801	EPA 7470A	992450
92841933040	**BOW-AP1-EB-04**	EPA 7470A	990801	EPA 7470A	992450
92841933041	**BOW-BGWA-2**	EPA 7470A	991300	EPA 7470A	992448
92841933042	**BOW-BGWC-23**	EPA 7470A	991300	EPA 7470A	992448
92841933043	**BOW-BGWC-32**	EPA 7470A	991857	EPA 7470A	992369
92841933044	**BOW-BGWC-35D**	EPA 7470A	991857	EPA 7470A	992369
92841933045	**BOW-BGWC-43D**	EPA 7470A	991857	EPA 7470A	992369
92841933046	**BOW-AP1-FD-04**	EPA 7470A	991857	EPA 7470A	992369
92841933047	**BOW-BGWC-22**	EPA 7470A	991857	EPA 7470A	992369

This report shall not be reproduced, except in full,
without the written consent of Pace Analytical Services, LLC.

Pace	DC#_Title: ENV-FRM-HUN1-0083 v05_Sample Condition Upon Receipt
	Effective Date: 05/24/2024

Laboratory receiving samples:

Asheville ☐ Eden ☐ Greenwood ☐ Huntersville ☐ Raleigh ☐ Mechanicsville ☐ Atlanta ☑ Kernersville ☐

Sample Condition Upon Receipt

Client Name: GA Power

Project #: WO# : 92841933

92841933

Courier: ☐ Commercial ☐ Fed Ex ☑ Pace ☐ UPS ☐ USPS ☐ Other:____ ☐ Client

Custody Seal Present? ☐ Yes ☑ No **Seals Intact?** ☐ Yes ☐ No ☑ N/A

Date/Initials Person Examining Contents: 2/3/26 (JH)

Packing Material: ☐ Bubble Wrap ☐ Bubble Bags ☑ None ☐ Other

Biological Tissue Frozen? ☐ Yes ☐ No ☑ N/A

Thermometer: ☑ IR Gun ID: 083

Type of Ice: ☑ Wet ☐ Blue ☐ None

Cooler Temp: 2.2 **Correction Factor:** Add/Subtract (°C) 0.0

Temp should be above freezing to 6°C

☐ Samples out of temp criteria. Samples on ice, cooling process has begun

Cooler Temp Corrected (°C): 2.2

USDA Regulated Soil (☐ N/A, water sample)

Did samples originate in a quarantine zone within the United States: CA, NY, or SC (check maps)? ☐ Yes ☐ No

Did samples originate from a foreign source (internationally, including Hawaii and Puerto Rico)? ☐ Yes ☐ No

				Comments/Discrepancy:
Chain of Custody Present?	☑ Yes	☐ No	☐ N/A	1.
Samples Arrived within Hold Time?	☑ Yes	☐ No	☐ N/A	2.
Short Hold Time Analysis (<72 hr.)?	☐ Yes	☑ No	☐ N/A	3.
Rush Turn Around Time Requested?	☐ Yes	☑ No	☐ N/A	4.
Sufficient Volume?	☑ Yes	☐ No	☐ N/A	5.
Correct Containers Used?	☑ Yes	☐ No	☐ N/A	6.
-Pace Containers Used?	☑ Yes	☐ No	☐ N/A	
Containers Intact?	☑ Yes	☐ No	☐ N/A	7.
Dissolved analysis: Samples Field Filtered?	☐ Yes	☐ No	☑ N/A	8.
Sample Labels Match COC?	☑ Yes	☐ No	☐ N/A	9.
-Includes Date/Time/ID/Analysis Matrix: W				
Headspace in VOA Vials (>5-6mm)?	☐ Yes	☐ No	☑ N/A	10.
Trip Blank Present?	☐ Yes	☐ No	☑ N/A	11.
Trip Blank Custody Seals Present?	☐ Yes	☐ No	☑ N/A	

COMMENTS/SAMPLE DISCREPANCY

Field Data Required? ☐ Yes ☐ No

Lot ID of split containers:

CLIENT NOTIFICATION/RESOLUTION

Person contacted: _____ Date/Time: _____

Project Manager SCURF Review: _____ **Date:** _____

Project Manager SRF Review: _____ **Date:** _____

Pace

DC#_Title: ENV-FRM-HUN1-0083 v05_Sample Condition Upon Receipt

Effective Date: 05/24/2024

WO#: 92841933

PM: BV **Due Date: 02/17/26**

CLIENT: 92-GP-BOWLF

*Check mark top half of box if pH and/or dechlorination is verified and within the acceptance range for preservation samples.

Exceptions: VOA, Coliform, TOC, Oil and Grease, DRO/8015 (water) DOC, LLHg

**Bottom half of box is to list number of bottles

***Check all unpreserved Nitrates for chlorine

Project #

Laboratory Receiving Location: Asheville ☐ Eden ☐ Greenwood ☐ Huntersville ☐ Raleigh ☐ Mechanicsville ☐ Atlanta ☐ Kernersville ☐

Client_____ Profile/EZ (Circle one)_____ Notes_____

Item#	BP4U-125 mL Plastic Unpreserved (N/A) (Cl-)	BP3U-250 mL Plastic Unpreserved (N/A)	BP2U-500 mL Plastic Unpreserved (N/A)	BP1U-1 liter Plastic Unpreserved (N/A)	BPIN	BP4S-125 mL Plastic H2SO4 (pH < 2) (Cl-)	BP3N-250 mL plastic HNO3 (pH < 2)	BP4Z-125 mL Plastic ZN Acetate & NaOH (>9)	BP4B-125 mL Plastic NaOH (pH > 12) (Cl-)	WGFU-Wide-mouthed Glass jar Unpreserved	AG1U-1 liter Amber Unpreserved (N/A) (Cl-)	AG1H-1 liter Amber HCl (pH < 2)	AG3U-250 mL Amber Unpreserved (N/A) (Cl-)	AG1S-1 liter Amber H2SO4 (pH < 2)	AG3S-250 mL Amber H2SO4 (pH < 2)	DG94-40 mL Amber N-4Cl (N/A)(Cl-)	DG9H-40 mL VOA HCl (N/A)	VG9T-40 mL VOA Na2S2O3 (N/A)	VG9U-40 mL VOA Unpreserved (N/A)	DG9V-40 mL VOA H3PO4 (N/A)	KP7U-50 mL Plastic Unpreserved (N/A)	V/GK (3 vials per kit)-VPH/Gas kit (N/A)	SP5T-125 mL Sterile Plastic (N/A – lab)	SP2T-250 mL Sterile Plastic (N/A – lab)		BP3R-250 mL Plastic (NH2)2SO4 (9.3-9.7)	AG0U-100 mL Amber Unpreserved (N/A) (Cl-)	VSGU-20 mL Scintillation vials (N/A)	DG9U-40 mL Amber Unpreserved vials (N/A)
CC																													
1		2	1		2		2	1																					
2		2	1		2		2	1																					
3		2	1		2		2	1																					
4																													
5																													
6																													
7																													
8																													
9																													
10																													
11																													
12																													

pH Adjustment Log for Preserved Samples

Sample ID	Type of Preservative	pH upon receipt	Date preservation adjusted	Time preservation adjusted	Amount of Preservative added	Lot #

Note: Whenever there is a discrepancy affecting North Carolina compliance samples, a copy of this form will be sent to the North Carolina DENR Certification Office (i.e. Out of hold, incorrect preservative, out of temp, incorrect containers.

Pace® Location Requested (City/State)

CHAIN-OF-CUSTODY Analytical Request Document

Chain of Custody is a LEGAL DOCUMENT. Complete all relevant fields.

LAB USE ONLY - Affix Workorder Login Label Here

Scan QR Code for instructions

Contact Report To: Kristen Jurinko, Muntoo Lu, Marty Crook
Phone: (470) 217-0968
E-Mail: kjurinko@southernco.com
CC E-Mail: Laura Mickoff, Ben Hodges, Mike Smiley, Nonka Gangi
Invoice To: Account Payable
Invoice E-Mail:
SOCPDXapacinvoices@southernco.com
Purchase Order #:
Project #: GPC82474-0007
Quote #:

County / State origin of sample(s): Georgia

Regulatory Program (DW, NPDES, RCRA, etc.) as applicable:

Reportable: | | Yes | | No

Rush (Pre-approval required)
| | Same Day | | 1 Day | | 2 Day | | 3 Day Other _____
Date Results Requested

DW PWSID # or WW Permit # as applicable:

Field Filtered (if applicable): | | Yes | | No

Analysis

Sample Container Size**: 1 | 2 | 3 | 3 | 3 | 4

Matrix Container Preservative Type***: 2 | 1 | 1 | 3 | 1 | 5+6

Analysis Requested: EPA 226/228 | 2540C Total Dissolved Solids | 300.0 F, SO4, Cl | Appendix III, IV | 2320B Alkalinity | 4500S2D Sulfide Water | Additional Metals (Fe, Mg, Mn, K, Na)

Project Manager: Bonnie Wang
Accounting Client ID:
Terms:
Profile / Template: 16507
Profile / Sample Set ID: EZ 3355548

Customer Sample ID | Matrix* | Comp / Grab | Composite Start Date | Composite Start Time | Collected or Composite End Date | Collected or Composite End Time | # Cont. | Residual Chlorine Result | Residual Chlorine Units | EPA 226/228 | 2540C Total Dissolved Solids | 300.0 F, SO4, Cl | Appendix III, IV | 2320B Alkalinity | 4500S2D Sulfide Water | Additional Metals (Fe, Mg, Mn, K, Na) | Sample Comment

Customer Sample ID	Matrix*	Comp / Grab	Composite Start Date	Composite Start Time	Collected or Composite End Date	Collected or Composite End Time	# Cont.	Residual Chlorine Result	Residual Chlorine Units	EPA 226/228	2540C Total Dissolved Solids	300.0 F, SO4, Cl	Appendix III, IV	2320B Alkalinity	4500S2D Sulfide Water	Additional Metals (Fe, Mg, Mn, K, Na)	Sample Comment
BOW BGWC-15	WG	G					6			X	X	X	X	X	X		
BOW BGWC-17	WG	G					6			X	X	X	X	X	X		
BOW BGWC-18	WG	G					6			X	X	X	X	X	X		
BOW BGWC-19	WG	G					6			X	X	X	X	X	X		
BOW BGWC-20	WG	G					6			X	X	X	X	X	X		
BOW BGWC-21	WG	G					6			X	X	X	X	X	X		
BOW BGWC-22	WG	G					6			X	X	X	X	X	X		
BOW BGWC-23	WG	G					6			X	X	X	X	X	X		
BOW BGWC-24	WG	G					6			X	X	X	X	X	X		
BOW BGWC-25	WG	G			2-2-2026	1526	6			X	X	X	X	X	X	X	
							6			X	X	X	X	X	X		

Customer Remarks / Special Conditions / Possible Hazards:

Collected By: William Lasher, Jay Stewart, Natalie Piparo, Shannon Northern, Brandi Kyle Rhyne
Printed Name:
Signature:

Relinquished by / Company (Signature): Ryan Williams / Pace — Date/Time: 2/3/26 0930
Received by / Company (Signature): William / Pace — Date/Time: 2/3/26 0936
Relinquished by / Company (Signature): Ryan Williams / Pace — Date/Time: 2/3/26 1345
Received by / Company (Signature): Charles Hinks — Date/Time: 2/3/26 1345
Relinquished by / Company (Signature): — Date/Time:
Received by / Company (Signature): — Date/Time:

Tracking Number:
Delivered by: | | In Person | | Courier | | FedEx | | UPS | | Other

Page: 2 of 5

By signing, I sample via the mail of mutually constitutes an acknowledgement and acceptance of the Pace® Terms and Conditions found at https://www.pacelabs.com/resource-library/resource/pace-terms-and-conditions/

ENV CHN-COAQ 0019_v07_110121 ©

Pace* Location Requested (City/State)

CHAIN-OF-CUSTODY Analytical Request Document

Scan QR Code for instructions

Project Name: Georgia Power - Bowen

Project Number: 241 Bowen Road Bluffs NE, Aiken, GA 30309

Contact Person To: Kristen Jusinko, Michael Lu, Marty Crook

Phone: (470) 217-0008

E-Mail: kjusinko@southernco.com

Cc E-Mail: Laura Mabell, Ben Hodges, Mike Smiley, Noelle Gangi

Invoice To: Account Payable

Invoice E-Mail: gpcr-purchasing-ap-invoices@southernco.com

Purchase Order #: GPC02474-0007

Quote #:

Sampled By: Pace

Sampling Date: 2/3/26

Sampling Time: 0930

Collection Method: Grab

Sample Type: Water

Sample Origin (if sampled): Georgia

Reportable | | Yes | | No

Rush (Pre-approval required)

| | Same Day | | 1 Day | | 2 Day | | 3 Day | | 4 Day Other _____

Date Results Requested

DW PWSID or WW Permit # if applicable

Field Filtered (if applicable) | | Yes | | No

Analysis Requested

Customer Sample ID	Matrix*	Comp / Grab	Composite Start Date	Composite Start Time	Collected or Composite End Date	Collected or Composite End Time	# Cont.	Residual Chlorine Result	Residual Chlorine Units	RAO 226/228	2540C Total Dissolved Solids	300.0 F, SO4, Cl	*Appendix III, IV	2320B Alkalinity	4500S2D Sulfide Water	Additional Metals (Fe, Mg, Mn, K, Na)					Sample Comment
BOW BGWC 50D	WS	G					6			X	X	X	X	X	X						
BOW BGWC 51	WG	G					6			X	X	X	X	X	X						
BOW BGWC 52	WG	G					6			X	X	X	X	X	X						
BOW-BGWC-53D	WG	G					6			X	X	X	X	X	X						
BOW-PZ-7	WS	G					6			X	X	X	X	X	X						
BOW-AP1-FB-	WO	G					6			X	X	X	X	X	X						
BOW-AP1-FB	WO	G					6			X	X	X	X	X	X						
BOW-AP1-FB-01	WO	G			2-2-2026	1625	6			X	X	X	X	X	X						
BOW-AP1-FB-	WO	G					6			X	X	X	X	X	X						
BOW-AP1-EB-01	WO	G			2-2-2026	1615	6			X	X	X	X	X	X						

Collected By: William Lasker, Jay Stewart, Natalie Piparo, Shannon Northern, Dominic Kyla Rhyne

Printed Name

Signature

Customer Remarks / Special Conditions / Possible Hazards

Relinquished by/Company (Signature): William Lasker | Pace — Date/Time: 2/3/26 0930

Received by/Company (Signature): Lyon Williams | Pace — Date/Time: 2/3/26 0930

Relinquished by/Company (Signature): Lyon Williams | Pace — Date/Time: 2/3/26 1345

Received by/Company (Signature): Charles Parks — Date/Time: 2/3/26 1345

Relinquished by/Company (Signature) — Date/Time

Received by/Company (Signature) — Date/Time

Relinquished by/Company (Signature) — Date/Time

Received by/Company (Signature) — Date/Time

Tracking Number

Delivered by | | Pace Courier | | Other | | FedEx | | UPS | | Other

Page: 4 of 5

By signature below, the client or authority consents to and acknowledges and acceptance of the Pace* Terms and Conditions found at https://www.pacelabs.com/resource-library/resource/pace-terms-and-conditions/

Pace	DC#_Title: ENV-FRM-HUN1-0083 v05_Sample Condition Upon Receipt
	Effective Date: 05/24/2024

Laboratory receiving samples:

Asheville ☐ Eden ☐ Greenwood ☐ Huntersville ☐ Raleigh ☐ Mechanicsville ☐ Atlanta ☑ Kernersville ☐

Sample Condition Upon Receipt

Client Name: GA Power

Project #: 92841933

Courier: ☐ Commercial ☐ Fed Ex ☐ UPS ☐ USPS ☑ Client ☐ Pace ☐ Other:____

Custody Seal Present? ☐ Yes ☑ No **Seals Intact?** ☐ Yes ☐ No ☑ N/A

Date/Initials Person Examining Contents: 2/9/26 CH

Packing Material: ☐ Bubble Wrap ☐ Bubble Bags ☑ None ☐ Other

Biological Tissue Frozen? ☐ Yes ☐ No ☑ N/A

Thermometer: ☑ IR Gun ID: 230

Type of Ice: ☑ Wet ☐ Blue ☐ None

Cooler Temp: 2.3 **Correction Factor:** Add/Subtract (°C) 0.0

Temp should be above freezing to 6°C

☐ Samples out of temp criteria. Samples on ice, cooling process has begun

Cooler Temp Corrected (°C): 2.3

USDA Regulated Soil (☐ N/A, water sample)

Did samples originate in a quarantine zone within the United States: CA, NY, or SC (check maps)? ☐ Yes ☐ No

Did samples originate from a foreign source (internationally, including Hawaii and Puerto Rico)? ☐ Yes ☐ No

				Comments/Discrepancy:
Chain of Custody Present?	☑ Yes	☐ No	☐ N/A	1.
Samples Arrived within Hold Time?	☑ Yes	☐ No	☐ N/A	2.
Short Hold Time Analysis (<72 hr.)?	☐ Yes	☑ No	☐ N/A	3.
Rush Turn Around Time Requested?	☐ Yes	☑ No	☐ N/A	4.
Sufficient Volume?	☑ Yes	☐ No	☐ N/A	5.
Correct Containers Used?	☑ Yes	☐ No	☐ N/A	6.
-Pace Containers Used?	☑ Yes	☐ No	☐ N/A	
Containers Intact?	☑ Yes	☐ No	☐ N/A	7.
Dissolved analysis: Samples Field Filtered?	☐ Yes	☐ No	☑ N/A	8.
Sample Labels Match COC? -Includes Date/Time/ID/Analysis Matrix: W	☑ Yes	☐ No	☐ N/A	9.
Headspace in VOA Vials (>5-6mm)?	☐ Yes	☐ No	☑ N/A	10.
Trip Blank Present?	☐ Yes	☐ No	☑ N/A	11.
Trip Blank Custody Seals Present?	☐ Yes	☐ No	☑ N/A	

COMMENTS/SAMPLE DISCREPANCY

Field Data Required? ☐ Yes ☐ No

Lot ID of split containers:

CLIENT NOTIFICATION/RESOLUTION

Person contacted: _____ Date/Time: _____

Project Manager SCURF Review: _____ **Date:** _____

Project Manager SRF Review: _____ **Date:** _____

*Check mark top half of box if pH and/or dechlorination is verified and within the acceptance range for preservation samples.
Exceptions: VOA, Coliform, TOC, Oil and Grease, DRO/8015 (water) DOC, LLHg
**Bottom half of box is to list number of bottles
***Check all unpreserved Nitrates for chlorine

Project #

Laboratory Receiving Location: Asheville ☐ Eden ☐ Greenwood ☐ Huntersville ☐ Raleigh ☐ Mechanicsville ☐ Atlanta ☐ Kernersville ☐

Client_____ Profile/EZ (Circle one)_____ Notes_____

Item#	BP4U-125 mL Plastic Unpreserved (N/A) (Cl-)	BP3U-250 mL Plastic Unpreserved (N/A)	BP2U-500 mL Plastic Unpreserved (N/A)	BP1U-1 liter Plastic Unpreserved (N/A)	BPHU	BP4S-125 mL Plastic H2SO4 (pH < 2) (Cl-)	BP3N-250 mL plastic HNO3 (pH < 2)	BP4Z-125 mL Plastic ZN Acetate & NaOH (>9)	BP4B-125 mL Plastic NaOH (pH > 12) (Cl-)	WGFU-Wide-mouthed Glass jar Unpreserved	AG1U-1 liter Amber Unpreserved (N/A) (Cl-)	AG1H-1 liter Amber HCl (pH < 2)	AG3U-250 mL Amber Unpreserved (N/A) (Cl-)	AG1S-1 liter Amber H2SO4 (pH < 2)	AG3S-250 mL Amber H2SO4 (pH < 2)	DG9A-40 mL Amber NHACl (N/A)(Cl-)	DG9H-40 mL VOA HCl (N/A)	VG9T-40 mL VOA Na2S2O3 (N/A)	VG9U-40 mL VOA Unpreserved (N/A)	DG9V-40 mL VOA H3PO4 (N/A)	KP7U-50 mL Plastic Unpreserved (N/A)	V/GK (3 vials per kit)-VPH/Gas kit (N/A)	SP5T-125 mL Sterile Plastic (N/A – lab)	SP2T-250 mL Sterile Plastic (N/A – lab)		BP3R-250 mL Plastic (NH2)2SO4 (9.3-9.7)	AG0U-100 mL Amber Unpreserved (N/A) (Cl-)	VSGU-20 mL Scintillation vials (N/A)	DG9U-40 mL Amber Unpreserved vials (N/A)
CC																													
1		2	1		2		2	1																					
2		2	1		2		2	1																					
3		2	1		2		2	1																					
4		2	1		2		2	1																					
5		2	1		2		2	1																					
6		2	1		2		2	1																					
7		2	1		2		2	1																					
8		2	1		2		2	1																					
9		2	1		2		2	1																					
10		2	1		2		2	1																					
11		2	1		2		2	1																					
12		2	1		2		2	1																					

pH Adjustment Log for Preserved Samples

Sample ID	Type of Preservative	pH upon receipt	Date preservation adjusted	Time preservation adjusted	Amount of Preservative added	Lot #

Note: Whenever there is a discrepancy affecting North Carolina compliance samples, a copy of this form will be sent to the North Carolina DENR Certification Office (i.e. Out of hold, incorrect preservative, out of temp, incorrect containers.

DC#_Title: ENV-FRM-HUN1-0083 v05_Sample Condition Upon Receipt

Effective Date: 05/24/2024

*Check mark top half of box if pH and/or dechlorination is verified and within the acceptance range for preservation samples.
Exceptions: VOA, Coliform, TOC, Oil and Grease, DRO/8015 (water) DOC, LLHg
**Bottom half of box is to list number of bottles
***Check all unpreserved Nitrates for chlorine

Project #

Laboratory Receiving Location: Asheville ☐ Eden ☐ Greenwood ☐ Huntersville ☐ Raleigh ☐ Mechanicsville ☐ Atlanta ☐ Kernersville ☐

Client_____ Profile/EZ (Circle one)_____ Notes_____

Item#	BP4U-125 mL Plastic Unpreserved (N/A) (Cl-)	BP3U-250 mL Plastic Unpreserved (N/A)	BP2U-500 mL Plastic Unpreserved (N/A)	BP1U-1 liter Plastic Unpreserved (N/A)	BP1U	BP4S-125 mL Plastic H2SO4 (pH < 2) (Cl-)	BP3N-250 mL plastic HNO3 (pH < 2)	BP4Z-125 mL Plastic ZN Acetate & NaOH (>9)	BP4B-125 mL Plastic NaOH (pH > 12) (Cl-)	WGFU-Wide-mouthed Glass jar Unpreserved	AG1U-1 liter Amber Unpreserved (N/A) (Cl-)	AG1H-1 liter Amber HCl (pH < 2)	AG3U-250 mL Amber Unpreserved (N/A) (Cl-)	AG1S-1 liter Amber H2SO4 (pH < 2)	AG3S-250 mL Amber H2SO4 (pH < 2)	DG9A-40 mL Amber NH4Cl (N/A)(Cl-)	DG9H-40 mL VOA HCl (N/A)	VG9T-40 mL VOA Na2S2O3 (N/A)	VG9U-40 mL VOA Unpreserved (N/A)	DG9V-40 mL VOA H3PO4 (N/A)	KP7U-50 mL Plastic Unpreserved (N/A)	V/GK (3 vials per kit)-VPH/Gas kit (N/A)	SP5T-125 mL Sterile Plastic (N/A – lab)	SP2T-250 mL Sterile Plastic (N/A – lab)		BP3R-250 mL Plastic (NH2)2SO4 (9.3-9.7)	AG0U-100 mL Amber Unpreserved (N/A) (Cl-)	VSGU-20 mL Scintillation vials (N/A)	DG9U-40 mL Amber Unpreserved vials (N/A)
CC																													
1		2	1		2		2	1																					
2		2	1		2		2	1																					
3		2	1		2		2	1																					
4		2	1		2		2	1																					
5		2	1		2		2	1																					
6		2	1		2		2	1																					
7		2	1		2		2	1																					
8		2	1		2		2	1																					
9		2	1		2		2	1																					
10		2	1		2		2	1																					
11		2	1		2		2	1																					
12		2	1		2		2	1																					

pH Adjustment Log for Preserved Samples

Sample ID	Type of Preservative	pH upon receipt	Date preservation adjusted	Time preservation adjusted	Amount of Preservative added	Lot #

Note: Whenever there is a discrepancy affecting North Carolina compliance samples, a copy of this form will be sent to the North Carolina DENR Certification Office (i.e. Out of hold, incorrect preservative, out of temp, incorrect containers.

DC#_Title: ENV-FRM-HUN1-0083 v05_Sample Condition Upon Receipt

Effective Date: 05/24/2024

*Check mark top half of box if pH and/or dechlorination is verified and within the acceptance range for preservation samples.
Exceptions: VOA, Coliform, TOC, Oil and Grease, DRO/8015 (water) DOC, LLHg
**Bottom half of box is to list number of bottles
***Check all unpreserved Nitrates for chlorine

Project #

Laboratory Receiving Location: Asheville ☐ Eden ☐ Greenwood ☐ Huntersville ☐ Raleigh ☐ Mechanicsville ☐ Atlanta ☐ Kernersville ☐

Client_____ Profile/EZ (Circle one)_____ Notes_____

Item#	BP4U-125 mL Plastic Unpreserved (N/A) (Cl-)	BP3U-250 mL Plastic Unpreserved (N/A)	BP2U-500 mL Plastic Unpreserved (N/A)	BP1U-1 liter Plastic Unpreserved (N/A)		BP4S-125 mL Plastic H2SO4 (pH < 2) (Cl-)	BP3N-250 mL plastic HNO3 (pH < 2)	BP4Z-125 mL Plastic ZN Acetate & NaOH (>9)	BP4B-125 mL Plastic NaOH (pH > 12) (Cl-)	WGFU-Wide-mouthed Glass jar Unpreserved	AG1U-1 liter Amber Unpreserved (N/A) (Cl-)	AG1H-1 liter Amber HCl (pH < 2)	AG3U-250 mL Amber Unpreserved (N/A) (Cl-)	AG1S-1 liter Amber H2SO4 (pH < 2)	AG3S-250 mL Amber H2SO4 (pH < 2)	DG94-40 mL Amber NH4Cl (N/A)(Cl-)	DG9H-40 mL VOA HCl (N/A)	VG9T-40 mL VOA Na2S2O3 (N/A)	VG9U-40 mL VOA Unpreserved (N/A)	DG9V-40 mL VOA H3PO4 (N/A)	KP7U-50 mL Plastic Unpreserved (N/A)	V/GK (3 vials per kit)-VPH/Gas kit (N/A)	SP5T-125 mL Sterile Plastic (N/A – lab)	SP2T-250 mL Sterile Plastic (N/A – lab)		BP3R-250 mL Plastic (NH2)2SO4 (9.3-9.7)	AG0U-100 mL Amber Unpreserved (N/A) (Cl-)	VSGU-20 mL Scintillation vials (N/A)	DG9U-40 mL Amber Unpreserved vials (N/A)
CC																													
1		2	1		2✓		2✓	1✓																					
2		1	1		2✓		2✓																						
3		1	1		2✓		2✓																						
4		1	1		2✓		2✓																						
5		1	1		2✓		2✓																						
6		1	1		2✓		2✓																						
7		1	1		2✓		2✓																						
8		1	1		2✓		2✓																						
9																													
10																													
11																													
12																													

pH Adjustment Log for Preserved Samples

Sample ID	Type of Preservative	pH upon receipt	Date preservation adjusted	Time preservation adjusted	Amount of Preservative added	Lot #

Note: Whenever there is a discrepancy affecting North Carolina compliance samples, a copy of this form will be sent to the North Carolina DENR Certification Office (i.e. Out of hold, incorrect preservative, out of temp, incorrect containers.

Pace® Location Requested (City/State):

Pace Analytical Charlotte
9800 Kincey Ave. Suite 100, Huntersville, NC 28078

CHAIN-OF-CUSTODY Analytical Request Document

Chain-of-Custody is a LEGAL DOCUMENT - Complete all relevant fields

LAB USE ONLY- Affix Workorder/Login Label Here

Scan QR Code for instructions

Company Name: Georgia Power - Bowen

Street Address: 241 Ralph McGill Blvd NE, Atlanta, GA 30308

Customer Project #:

Project Name: Plant Bowen AP 1st Semiannual 2026

Site Collection Info/Facility ID (as applicable):

Contact/Report To: Kristen Jurinko, Kevin Stephenson, Mintao Lu, Marty Crook

Phone #: (470) 217-0008; (404) 831-4407

E-Mail: knjurink@southernco.com; kmstephe@southernco.com

Cc E-Mail: Laura Midkiff, Ben Hodges, Mike Smilley, Noelia Gangi

Invoice to: Account Payable

Invoice E-mail: georgiapowerinvoices@southernco.com

Purchase Order # (if applicable): GPC82474-0007

Quote #:

Time Zone Collected: [ ] AK [ ] PT [ ] MT [ ] CT [X] ET

County / State origin of sample(s): Georgia

Data Deliverables: [ ] Level II [ ] Level III [ ] Level IV [ ] EQUIS [ ] Other

Regulatory Program (DW, RCRA, etc.) as applicable: Reportable [ ] Yes [ ] No

Rush (Pre-approval required): [ ] Same Day [ ] 1 Day [ ] 2 Day [ ] 3 Day Other

Date Results Requested:

DW PWSID # or WW Permit # as applicable:

Field Filtered (if applicable): [ ] Yes [ ] No

Analysis:

* Matrix Codes (Insert in Matrix box below): Drinking Water (DW), Ground Water (GW), Wastewater (WW), Product (P), Soil/Solid (SS), Oil (OL), Wipe (WP), Tissue (TS), Bioassay (B), Vapor (V), Surface Water (SW), Sediment (SED), Sludge (SL), Caulk (CK), Leachate (LL), Biosolid (BS), Other (OT)

Specify Container Size **: 1, 2, 3, 3, 3, 3, 4

Identify Container Preservative Type***: 2, 1, 1, 2, 2, 1, 5+6

**Container Size: (1) 1L, (2) 500mL, (3) 250mL, (4) 125mL, (5) 100mL, (6) 40mL vial, (7) EnCore, (8) TerraCore, (9) 90mL, (10) Other

*** Preservative Types: (1) None, (2) HNO3, (3) H2SO4, (4) HCl, (5) NaOH, (6) Zn Acetate, (7) NaHSO4, (8) Sod. Thiosulfate, (9) Ascorbic Acid, (10) MeOH, (11) Other

Customer Sample ID	Matrix *	Comp / Grab	Composite Start Date	Composite Start Time	Collected or Composite End Date	Collected or Composite End Time	# Cont.	Residual Chlorine Result	Residual Chlorine Units	RAD 226/228	2540C Total Dissolved Solids	300.0-F-,SO4 2-, Cl-	*Appendix III, IV Metals	Additional Metals (Fe, Mg, Mn, K, Na)	2320B Alkalinity	4500S2D Sulfide Water	Sample Comment
BOW-BGWA-2	WG	G					8			X	X	X	X	X	X	X	
BOW-BGWA-29	WG	G			2/5/26	1221	8			X	X	X	X	X	X	X	004
BOW-BGWA-47D	WG	G			2/3/26	1210	8			X	X	X	X	X	X	X	005
BOW-BGWA-48D	WG	G			2/3/26	1520	8			X	X	X	X	X	X	X	006
BOW-BGWC-7	WG	G			2/4/26	1013	8			X	X	X	X	X	X	X	007
BOW-BGWC-8	WG	G			2/3/26	1320	8			X	X	X	X	X	X	X	008
BOW-BGWC-9	WG	G			2/3/26	1506	8			X	X	X	X	X	X	X	009
BOW-BGWC-10	WG	G			2/4/26	1040	8			X	X	X	X	X	X	X	010
BOW-BGWC-12	WG	G			2/3/26	1524	8			X	X	X	X	X	X	X	011
BOW-BGWC-14A	WG	G			2/4/26	1204	8			X	X	X	X	X	X	X	012

Lab Use Only: Proj. Mgr: Bonnie Vang; AcctNum / Client ID:; Table #:; Profile / Template: 16507; Prelog / Bottle Ord. ID: EZ 3355548

Preservation non-conformance identified for sample.

Additional Instructions from Pace®:

Task Code: BOW-CCR-ASSMT-2026S1

*Appendix III: Boron, Calcium, Chloride, Fluoride, Sulfate, TDS

*Appendix IV: Antimony, Arsenic, Barium, Beryllium, Cadmium, Chromium, Cobalt, Fluoride, Lead, Lithium, Mercury, Molybdenum, Selenium, Thallium, Combined Radium

Collected By: William Laaker, Jay Siewert, Natalie Piparo, Shannon Northen, Ori Kimhi, Kyle Rhyne

Printed Name

Signature

ENSAFE

Customer Remarks / Special Conditions / Possible Hazards:

Coolers: Thermometer ID: Correction Factor (°C): Obs. Temp. (°C): Corrected Temp. (°C): [ ] On Ice

Relinquished by/Company: (Signature)	Date/Time:	Received by/Company: (Signature)	Date/Time:
EnSafe	2/6/26 1211	William Williams / Pace	2/6/26 1211
William Williams / Pace	2/6/26 1726	[illegible]	2/6/26 1726

Tracking Number:

Delivered by: [ ] In-Person [ ] Courier [ ] FedEX [ ] UPS [ ] Other

Submitting a sample via this chain of custody constitutes acknowledgment and acceptance of the Pace® Terms and Conditions found at https://www.pacelabs.com/resource-library/resource/pace-terms-and-conditions/

ENV-FRM-CORQ-0019_v02_110123 ©

Pace® Location Requested (City/State):
Pace Analytical Charlotte
9800 Kincey Ave. Suite 100, Huntersville, NC 28078

CHAIN-OF-CUSTODY Analytical Request Document

Chain-of-Custody is a LEGAL DOCUMENT - Complete all relevant fields

LAB USE ONLY- Affix Workorder/Login Label Here

Scan QR Code for instructions

Company Name: Georgia Power - Bowen
Street Address: 241 Ralph McGill Blvd NE, Atlanta, GA 30308
Customer Project #:
Project Name: Plant Bowen AP 1st Semiannual 2026
Site Collection Info/Facility ID (as applicable):

Contact/Report To: Kristen Jurinko, Kevin Stephenson, Mintao Lu, Marty Crook
Phone #: (470) 217-0008; (404) 831-4407
E-Mail: knjurink@southernco.com; kmstephe@southernco.com
Cc E-Mail: Laura Midkiff, Ben Hodges, Mike Smilley, Noelia Gangi
Invoice to: Account Payable
Invoice E-mail: georgiapowerinvoices@southernco.com
Purchase Order # (if applicable): GPC82474-0007
Quote #:

Time Zone Collected: [ ] AK [ ] PT [ ] MT [ ] CT [X] ET
County / State origin of sample(s): Georgia

Data Deliverables: [ ] Level II [ ] Level III [ ] Level IV [ ] EQUIS [ ] Other
Regulatory Program (DW, RCRA, etc.) as applicable:
Reportable [ ] Yes [ ] No
Rush (Pre-approval required): [ ] Same Day [ ] 1 Day [ ] 2 Day [ ] 3 Day Other
Date Results Requested:
DW PWSID # or WW Permit # as applicable:
Field Filtered (if applicable): [ ] Yes [ ] No
Analysis:

* Matrix Codes (Insert in Matrix box below): Drinking Water (DW), Ground Water (GW), Wastewater (WW), Product (P), Soil/Solid (SS), Oil (OL), Wipe (WP), Tissue (TS), Bioassay (B), Vapor (V), Surface Water (SW), Sediment (SED), Sludge (SL), Caulk (CK), Leachate (LL), Biosolid (BS), Other (OT)

Specify Container Size **: 1, 2, 3, 3, 3, 3, 4
Identify Container Preservative Type***: 2, 1, 1, 2, 2, 1, 5+6

** Container Size: (1) 1L, (2) 500mL, (3) 250mL, (4) 125mL, (5) 100mL, (6) 40mL vial, (7) EnCore, (8) TerraCore, (9) 90mL, (10) Other

*** Preservative Types: (1) None, (2) HNO3, (3) H2SO4, (4) HCl, (5) NaOH, (6) Zn Acetate, (7) NaHSO4, (8) Sod. Thiosulfate, (9) Ascorbic Acid, (10) MeOH, (11) Other

Customer Sample ID	Matrix *	Comp / Grab	Composite Start Date	Composite Start Time	Collected or Composite End Date	Collected or Composite End Time	# Cont.	Residual Chlorine Result	Residual Chlorine Units	RAD 228/228	2540C Total Dissolved Solids	300.0-F-, SO4 2-, Cl-	*Appendix III, IV Metals	Additional Metals (Fe, Mg, Mn, K, Na)	2320B Alkalinity	4500S2D Sulfide Water				Sample Comment	Preservation non-conformance identified for sample
BOW-BGWC-16	WG	G			2/4/26	1100	8			X	X	X	X	X	X	X				013	
BOW-BGWC-17	WG	G			2/4/26	1335	8			X	X	X	X	X	X	X				014	
BOW-BGWC-18	WG	G			2/4/26	1520	8			X	X	X	X	X	X	X				015	
BOW-BGWC-19	WG	G			2/5/26	1118	8			X	X	X	X	X	X	X				016	
BOW-BGWC-20	WG	G			2/5/26	1410	8			X	X	X	X	X	X	X				017	
BOW-BGWC-21	WG	G			2/4/26	1302	8			X	X	X	X	X	X	X				018	
BOW-BGWC-22	WG	G					8			X	X	X	X	X	X	X					
BOW-BGWC-23	WG	G					8			X	X	X	X	X	X	X					
BOW-BGWC-24	WG	G					8			X	X	X	X	X	X	X					
BOW-BGWC-25	WG	G			2/4/26	1450	8			X	X	X	X	X	X	X				019	

Lab Use Only: Proj. Mgr: Bonnie Vang; AcctNum / Client ID:; Table #:; Profile / Template: 16607; Prelog / Bottle Ord. ID: EZ 3355548

Additional Instructions from Pace®:
Task Code: BOW-CCR-ASSMT-2026S1
*Appendix III: Boron, Calcium, Chloride, Fluoride, Sulfate, TDS
*Appendix IV: Antimony, Arsenic, Barium, Beryllium, Cadmium, Chromium, Cobalt, Fluoride, Lead, Lithium, Mercury, Molybdenum, Selenium, Thallium, Combined Radium

Collected By: William Laaker, Jay Siewert, Natalie Piparo,
Printed Name: Shannon Northen, Ori Kimhi, Kyle Rhyne
Signature: [signature] Enlate

Customer Remarks / Special Conditions / Possible Hazards:
Coolers: Thermometer ID: Correction Factor (°C): Obs. Temp. (°C): Corrected Temp. (°C): [ ] On Ice

Relinquished by/Company: (Signature)	Date/Time:	Received by/Company: (Signature)	Date/Time:
[signature] Enlate	2/6/26 1211	[signature] / Pace	2/6/26 1211
[signature] / Pace	2/6/26 1726	[signature] 2/6/26	1720
Relinquished by/Company: (Signature)	Date/Time:	Received by/Company: (Signature)	Date/Time:
Relinquished by/Company: (Signature)	Date/Time:	Received by/Company: (Signature)	Date/Time:

Tracking Number:
Delivered by: [ ] In-Person [ ] Courier [ ] FedEx [ ] UPS [ ] Other

Submitting a sample via this chain of custody constitutes acknowledgment and acceptance of the Pace® Terms and Conditions found at https://www.pacelabs.com/resource-library/resource/pace-terms-and-conditions/

Pace® Location Requested (City/State):
Pace Analytical Charlotte
9800 Kinney Ave. Suite 100, Huntersville, NC 28078

CHAIN-OF-CUSTODY Analytical Request Document

Chain-of-Custody is a LEGAL DOCUMENT - Complete all relevant fields

LAB USE ONLY- Affix Workorder/Login Label Here

Scan QR Code for instructions

Company Name: Georgia Power - Bowen
Street Address: 241 Ralph McGill Blvd NE, Atlanta, GA 30308
Customer Project #:
Project Name: Plant Bowen AP 1st Semiannual 2026
Site Collection Info/Facility ID (as applicable):

Contact/Report To: Kristen Jurinko, Kevin Stephenson, Mintao Lu, Marty Crook
Phone #: (470) 217-0008; (404) 831-4407
E Mail: knjurink@southernco.com; kmstephe@southernco.com
Cc E-Mail: Laura Midkiff, Ben Hodges, Mike Smilley, Noelia Gangl
Invoice to: Account Payable
Invoice E-mail: georgiapowerinvoices@southernco.com
Purchase Order # (if applicable): GPC82474-0007
Quote #:

Time Zone Collected: [ ] AK [ ] PT [ ] MT [ ] CT [X] ET
County / State origin of sample(s): Georgia

Data Deliverables: [ ] Level II [ ] Level III [ ] Level IV [ ] EQUIS [ ] Other
Regulatory Program (DW, RCRA, etc.) as applicable: Reportable [ ] Yes [ ] No
Rush (Pre-approval required): [ ] Same Day [ ] 1 Day [ ] 2 Day [ ] 3 Day Other
Date Results Requested:
DW PWSID # or WW Permit # as applicable:
Field Filtered (if applicable): [ ] Yes [ ] No
Analysis:

Specify Container Size **: 1 2 3 3 3 3 4
Identify Container Preservative Type***: 2 1 1 2 2 1 5+6
Analysis Requested

**Container Size: (1) 1L, (2) 500mL, (3) 250mL, (4) 125mL, (5) 100mL, (6) 40ml vial, (7) EnCore, (8) TerraCore, (9) 50mL, (10) Other
*** Preservative Types: (1) None, (2) HNO3, (3) H2SO4, (4) HCl, (5) NaOH, (6) Zn Acetate, (7) NaHSO4, (8) Sod. Thiosulfate, (9) Ascorbic Acid, (10) MeOH, (11) Other

Lab Use Only: Proj. Mgr: Bonnie Vang; AcctNum / Client ID:; Table #:; Profile / Template: 16507; Prelog / Bottle Ord. ID: EZ 3355548

* Matrix Codes (Insert in Matrix box below): Drinking Water (DW), Ground Water (GW), Wastewater (WW), Product (P), Soil/Solid (SS), Oil (OL), Wipe (WP), Tissue (TS), Bioassay (B), Vapor (V), Surface Water (SW), Sediment (SED), Sludge (SL), Caulk (CK), Leachate (LL), Biosolid (BS), Other (OT)

Customer Sample ID	Matrix *	Comp / Grab	Composite Start Date	Composite Start Time	Collected or Composite End Date	Collected or Composite End Time	# Cont.	Residual Chlorine Result	Residual Chlorine Units	RAD 226/228	2540C Total Dissolved Solids	300.0-F-, SO4 2-, Cl-	*Appendix III, IV Metals	Additional Metals (Fe, Mg, Mn, K, Na)	2320B Alkalinity	4500S2D Sulfide Water	Sample Comment	Preservation non-conformance identified for sample
BOW-BGWC-30	WG	G					8			X	X	X	X	X	X	X		
BOW-BGWC-31	WG	G			2/5/26	1327	8			X	X	X	X	X	X	X	020	
BOW-BGWC-32	WG	G					8			X	X	X	X	X	X	X		
BOW-BGWC-34D	WG	G			2/4/26	1451	8			X	X	X	X	X	X	X	021	
BOW-BGWC-35D	WG	G					8			X	X	X	X	X	X	X		
BOW-BGWC-36D	WG	G			2/5/26	1056	8			X	X	X	X	X	X	X	022	
BOW-BGWC-38D	WG	G					8			X	X	X	X	X	X	X		
BOW-BGWC-40	WG	G			2/5/26	1424	8			X	X	X	X	X	X	X	023	
BOW-BGWC-43D	WG	G					8			X	X	X	X	X	X	X		
BOW-BGWC-49D	WG	G					8			X	X	X	X	X	X	X		

Additional Instructions from Pace®:
Task Code: BOW-CCR-ASSMT-2026S1
*Appendix III: Boron, Calcium, Chloride, Fluoride, Sulfate, TDS
*Appendix IV: Antimony, Arsenic, Barium, Beryllium, Cadmium, Chromium, Cobalt, Fluoride, Lead, Lithium, Mercury, Molybdenum, Selenium, Thallium, Combined Radium

Collected By: William Laaker, Jay Siewert, Natalie Piparo, Shannon Northen, Ori Kimhi, Kyle Rhyne
Printed Name
Signature
EnSafe

Customer Remarks / Special Conditions / Possible Hazards:

Coolers: Thermometer ID: Correction Factor (°C): Obs. Temp. (°C): Corrected Temp. (°C): [ ] On Ice

Relinquished by/Company: (Signature)	Date/Time:	Received by/Company: (Signature)	Date/Time:
EnSafe	2/6/26 1211	Ryan William / Pace	2/6/26 1211
Ryan William / Pace	2/6/26 1726	[signature]	2/6/26 1726

Tracking Number:
Delivered by: [ ] In-Person [ ] Courier [ ] FedEx [ ] UPS [ ] Other

Submitting a sample via this chain of custody constitutes acknowledgment and acceptance of the Pace® Terms and Conditions found at https://www.pacelabs.com/resource-library/resource/pace-terms-and-conditions/

ENV-FRM-CORQ-0019_v02_110123 ©

Pace® Location Requested (City/State):

CHAIN-OF-CUSTODY Analytical Request Document

Chain-of-Custody is a LEGAL DOCUMENT - Complete all relevant fields

LAB USE ONLY - Affix Worksheet Login Label Here

Scan QR Code for Instructions

Company Name: Georgia Power - Bowen
Street Address: 241 Ralph McGill Blvd NE, Atlanta, GA 30308

Contact/Report To: Kristen Jurinko, Kevin Stephenson, Minbo Lu, Marty Crook
Phone #: (470) 217-0008; (404) 831-4407
E-Mail: kmjurink@southernco.com; kmstephe@southernco.com
Cc E-Mail: Laura Midkiff, Ben Hodges, Mike Smalley, Noelle Gangi

Customer Project #:
Project Name: Plant Bowen AP 1st Semiannual 2026
Site Collection Info/Facility ID (as applicable):

Invoice To: Account Payable
Invoice E-mail: georgiapowerinvoices@southernco.com
Purchase Order # (if applicable): GPC82474-0007
Quote #:

Time Zone Collected: [ ] AK [ ] PT [ ] MT [ ] CT [X] ET

County / State origin of sample(s): Georgia

Data Deliverables: [ ] Level I [ ] Level II [ ] Level IV [ ] EDD [ ] Other

Regulatory Program (DW, RCRA, etc.) as applicable: Reportable [ ] Yes [ ] No

Rush (Pre-approval required): [ ] Same Day [ ] 1 Day [ ] 2 Day [ ] 3 Day Other
Date Results Requested:

DW PWSID # or WW Permit # as applicable:
Field Filtered (if applicable): [ ] Yes [ ] No
Analysis:

*Matrix Codes (Insert in Matrix Box Below): Drinking Water (DW), Ground Water (GW), Wastewater (WW), Product (P), Soil/Solid (SL), Oil (OL), Wipe (WP), Tissue (TS), Bioassay (B), Vapor (V), Surface Water (SW), Sediment (SED), Sludge (SL), Chemical (CH), Leachate (LE), Biosolid (BS), Other (OT)

Specify Container Size **: 1 1 3 3 3 3 4
Identify Container Preservative Type ***: 2 1 1 2 2 1 5+6
Analysis Requested

Customer Sample ID	Matrix *	Comp / Grab	Composite Start Date	Composite Start Time	Collected or Composite End Date	Collected or Composite End Time	# Cont.	Residual Chlorine Result	Residual Chlorine Units	RAD 226/228	2540C Total Dissolved Solids	300.0 F-, SO4**, Cl-	*Appendix III, IV Metals	Additional Metals (Fe, Mg, Mn, K, Na)	2320B Alkalinity	4500SO4 Sulfate Water				Sample Comment
BOW-BGWC-50D	WG	G			2/3/26	1516	8			X	X	X	X	X	X	X				
BOW-BGWC-51	WG	G			2/5/26	1050	8			X	X	X	X	X	X	X				
BOW-BGWC-52	WG	G			2/5/26	1314	8			X	X	X	X	X	X	X				
BOW-BGWC-53D	WG	G			2/4/26	1203	8			X	X	X	X	X	X	X				
BOW-PZ-7	WG	G			2/4/26	1446	8			X	X	X	X	X	X	X				
BOW-AP1-FD-01	WG	G		WL	2/3/26	—	6			X	X	X	X							
BOW-AP1-FD-02	WG	G		2/4/26 ~~2/3/26~~		—	6			X	X	X	X							
BOW-AP1-FB-02	WG	G			2/4/26	1605	6			X	X	X	X							
BOW-AP1-FB-03	WG	G			2/5/26	1530	6			X	X	X	X							
BOW-AP1-EB-02	WG	G			2/4/26	1615	6			X	X	X	X							

Lab use only: Field Mgr: Bonnie Vang; Acct Num / Client ID:; Table #:; Profile / Template: 16507; Prelog / Bottle Ord. ID: EZ 3355548

Preservation non-conformance identified on samples: No

Additional Instructions from Pace®:
Task Code: BOW-CCR-ASSMT-2026S1
*Appendix III: Boron, Calcium, Chloride, Fluoride, Sulfate, TDS
*Appendix IV: Arsenic, Barium, Beryllium, Cadmium, Chromium, Cobalt, Fluoride, Lead, Lithium, Mercury, Molybdenum, Selenium, Thallium, Combined Radium

Collected By: William Leaker, Jay Stewart, Natalie Pipero, Shannon Northen, Ord Kimhi, Kyle Rhyne
Printed Name:
Signature:

Customer Remarks / Special Conditions / Possible Hazards:

Coolers: Thermometer ID: Correction Factor (°C): Obs Temp (°C): Corrected Temp (°C): [ ] On Ice

Relinquished by/Company: (Signature)	Date/Time	Received by/Company: (Signature)	Date/Time
[signature]	2/6/26 1211	Ryan William / Pace	2/6/26 1211
Ryan William / Pace	2/6/26 1720	[signature] 2/6	2/6/26 1720

Tracking Number:
Delivered by: [ ] In-Person [ ] Courier [ ] FedEx [ ] UPS [ ] Other

Page: 4 of 5

Submitting a sample via this chain of custody constitutes acknowledgment and acceptance of the Pace® Terms and Conditions found at https://www.pacelabs.com/resource-library/resource/pace-terms-and-conditions/

ENV-FRM-CORO-0019_v03_110123 ©

Pace® Location Requested (City/State):
Pace Analytical Charlotte
9800 Kincey Ave. Suite 100, Huntersville, NC 28078

CHAIN-OF-CUSTODY Analytical Request Document

Chain-of-Custody is a LEGAL DOCUMENT - Complete all relevant fields

LAB USE ONLY- Affix Workorder/Login Label Here

Scan QR Code for instructions

Company Name: Georgia Power - Bowen
Street Address: 241 Ralph McGill Blvd NE, Atlanta, GA 30308
Customer Project #:
Project Name: Plant Bowen AP 1st Semiannual 2026
Site Collection Info/Facility ID (as applicable):
Time Zone Collected: [ ] AK [ ] PT [ ] MT [ ] CT [X] ET

Contact/Report To: Kristen Jurinko, Kevin Stephenson, Mintao Lu, Marty Crook
Phone #: (470) 217-0008; (404) 831-4407
E-Mail: knjurink@southernco.com; kmstephe@southernco.com
Cc E-Mail: Laura Midkiff, Ben Hodges, Mike Smiley, Noelia Gangi
Invoice to: Account Payable
Invoice E-mail: georgiapowerinvoices@southernco.com
Purchase Order # (if applicable): GPC82474-0007
Quote #:
County / State origin of sample(s): Georgia

Data Deliverables: [ ] Level II [ ] Level III [ ] Level IV [ ] EQUIS [ ] Other_____

Regulatory Program (DW, RCRA, etc.) as applicable: Reportable [ ] Yes [ ] No

Rush (Pre-approval required): [ ] Same Day [ ] 1 Day [ ] 2 Day [ ] 3 Day Other _____
Date Results Requested:

DW PWSID # or WW Permit # as applicable:
Field Filtered (if applicable): [ ] Yes [ ] No
Analysis:

* Matrix Codes (Insert in Matrix box below): Drinking Water (DW), Ground Water (GW), Wastewater (WW), Product (P), Soil/Solid (SS), Oil (OL), Wipe (WP), Tissue (TS), Bioassay (B), Vapor (V), Surface Water (SW), Sediment (SED), Sludge (SL), Caulk (CK), Leachate (LL), Biosolid (BS), Other (OT)

Specify Container Size**: 1 2 3 3 3 3 4
Identify Container Preservative Type***: 2 1 1 2 2 1 5+6

**Container Size: (1) 1L (2) 500mL (3) 250mL (4) 125mL (5) 100mL (6) 40mL vial (7) EnCore (8) TerraCore (9) 90mL (10) Other

*** Preservative Types: (1) None, (2) HNO3, (3) H2SO4, (4) HCl, (5) NaOH, (6) Zn Acetate, (7) NaHSO4, (8) Sod. Thiosulfate, (9) Ascorbic Acid, (10) MeOH, (11) Other

Customer Sample ID	Matrix*	Comp / Grab	Composite Start Date	Composite Start Time	Collected or Composite End Date	Collected or Composite End Time	# Cont.	Residual Chlorine Result	Residual Chlorine Units	RAD 226/228	2540C Total Dissolved Solids	300.0-F-,SO4 2-, Cl-	*Appendix III, IV Metals	Additional Metals (Fe, Mg, Mn, K, Na)	2320B Alkalinity	4500S2D Sulfide Water				Sample Comment	Preservation non-conformance identified for sample.
BOW-AP1-EB-03	WQ	G			2/5/26	1523	6			X	X	X	X							034	
BOW-AP1-FD-03	WG	G			2/5/26	—	6			X	X	X	X							035	
	WG	G					6														
	WQ	G					6														
		G					6														
		G					6														
		G					6														
		G					6														

Lab Use Only: Proj. Mgr: Bonnie Vang; AcctNum / Client ID:; Table #:; Profile / Template: 16507; Prelog / Bottle Ord. ID: EZ 3355548

Additional Instructions from Pace*:
Task Code: BOW-CCR-ASSMT-2026S1
*Appendix III: Boron, Calcium, Chloride, Fluoride, Sulfate, TDS
*Appendix IV: Antimony, Arsenic, Barium, Beryllium, Cadmium, Chromium, Cobalt, Fluoride, Lead, Lithium, Mercury, Molybdenum, Selenium, Thallium, Combined Radium

Collected By: William Laaker, Jay Slewert, Natalie Piparo, Shannon Northen, Ori Kimhi, Kyle Rhyne
Printed Name
Signature
EnSafe

Customer Remarks / Special Conditions / Possible Hazards:

Coolers: Thermometer ID: Correction Factor (°C): Obs. Temp. (°C): Corrected Temp. (°C): [ ] On Ice

Relinquished by/Company: (Signature)	Date/Time:	Received by/Company: (Signature)	Date/Time:
EnSafe	2/6/26 1211	William / Pace	2/6/26 1211
William / Pace	2/6/26 1720	2/6/26	2/6/26 1720

Tracking Number:
Delivered by: [ ] In-Person [ ] Courier [ ] FedEX [ ] UPS [ ] Other

Page: 5 of 5

Submitting a sample via this chain of custody constitutes acknowledgment and acceptance of the Pace® Terms and Conditions found at https://www.pacelabs.com/resource-library/resource/pace-terms-and-conditions/

ENV-FRM-CORQ-0019_v02_110123 ©

Pace	DC#_Title: ENV-FRM-HUN1-0083 v05_Sample Condition Upon Receipt
	Effective Date: 05/24/2024

Laboratory receiving samples:

Asheville ☐ Eden ☐ Greenwood ☐ Huntersville ☐ Raleigh ☐ Mechanicsville ☐ Atlanta ☑ Kernersville ☐

Sample Condition Upon Receipt

Client Name: GA Power

Project #:

Courier: ☐ Fed Ex ☐ UPS ☐ USPS ☐ Client ☐ Commercial ☑ Pace ☐ Other:____

Custody Seal Present? ☐ Yes ☑ No **Seals Intact?** ☐ Yes ☐ No ☑ N/A

Date/Initials Person Examining Contents: JG 2/10/26

Packing Material: ☑ Bubble Wrap ☐ Bubble Bags ☐ None ☐ Other

Biological Tissue Frozen? ☐ Yes ☐ No ☑ N/A

Thermometer:

☑ IR Gun ID: 083 **Type of Ice:** ☑ Wet ☐ Blue ☐ None

Cooler Temp: 3.8 **Correction Factor:** Add/Subtract (°C) 0.0

Temp should be above freezing to 6°C

☐ Samples out of temp criteria. Samples on ice, cooling process has begun

Cooler Temp Corrected (°C): 3.8

USDA Regulated Soil (☐ N/A, water sample)

Did samples originate in a quarantine zone within the United States: CA, NY, or SC (check maps)? ☐ Yes ☐ No

Did samples originate from a foreign source (internationally, including Hawaii and Puerto Rico)? ☐ Yes ☐ No

				Comments/Discrepancy:
Chain of Custody Present?	☑ Yes	☐ No	☐ N/A	1.
Samples Arrived within Hold Time?	☑ Yes	☐ No	☐ N/A	2.
Short Hold Time Analysis (<72 hr.)?	☐ Yes	☑ No	☐ N/A	3.
Rush Turn Around Time Requested?	☐ Yes	☑ No	☐ N/A	4.
Sufficient Volume?	☑ Yes	☐ No	☐ N/A	5.
Correct Containers Used?	☑ Yes	☐ No	☐ N/A	6.
-Pace Containers Used?	☑ Yes	☐ No	☐ N/A	
Containers Intact?	☑ Yes	☐ No	☐ N/A	7.
Dissolved analysis: Samples Field Filtered?	☐ Yes	☐ No	☑ N/A	8.
Sample Labels Match COC? -Includes Date/Time/ID/Analysis Matrix: WG/WQ	☑ Yes	☐ No	☐ N/A	9.
Headspace in VOA Vials (>5-6mm)?	☐ Yes	☐ No	☑ N/A	10.
Trip Blank Present?	☐ Yes	☐ No	☑ N/A	11.
Trip Blank Custody Seals Present?	☐ Yes	☐ No	☑ N/A	

COMMENTS/SAMPLE DISCREPANCY

Field Data Required? ☐ Yes ☐ No

Lot ID of split containers:

CLIENT NOTIFICATION/RESOLUTION

Person contacted: _____ Date/Time: _____

Project Manager SCURF Review: _____ **Date:** _____

Project Manager SRF Review: _____ **Date:** _____

Pace	DC#_Title: ENV-FRM-HUN1-0083 v05_Sample Condition Upon Receipt
	Effective Date: 05/24/2024

*Check mark top half of box if pH and/or dechlorination is verified and within the acceptance range for preservation samples.
Exceptions: VOA, Coliform, TOC, Oil and Grease, DRO/8015 (water) DOC, LLHg
**Bottom half of box is to list number of bottles
***Check all unpreserved Nitrates for chlorine

Project #

Laboratory Receiving Location: Asheville ☐ Eden ☐ Greenwood ☐ Huntersville ☐ Raleigh ☐ Mechanicsville ☐ Atlanta ☐ Kernersville ☐

Client_____ Profile/EZ (Circle one)_____ Notes_____

Item#	BP4U-125 mL Plastic Unpreserved (N/A) (Cl-)	BP3U-250 mL Plastic Unpreserved (N/A)	BP2U-500 mL Plastic Unpreserved (N/A)	BP1U-1 liter Plastic Unpreserved (N/A)	BPIN	BP4S-125 mL Plastic H2SO4 (pH < 2) (Cl-)	BP3N-250 mL plastic HNO3 (pH < 2)	BP4Z-125 mL Plastic ZN Acetate & NaOH (>9)	BP4B-125 mL Plastic NaOH (pH > 12) (Cl-)	WGFU-Wide-mouthed Glass jar Unpreserved	AG1U-1 liter Amber Unpreserved (N/A) (Cl-)	AG1H-1 liter Amber HCl (pH < 2)	AG3U-250 mL Amber Unpreserved (N/A) (Cl-)	AG1S-1 liter Amber H2SO4 (pH < 2)	AG3S-250 mL Amber H2SO4 (pH < 2)	DG9A-40 mL Amber NH4Cl (N/A)(Cl-)	DG9H-40 mL VOA HCl (N/A)	VG9T-40 mL VOA Na2S2O3 (N/A)	VG9U-40 mL VOA Unpreserved (N/A)	DG9V-40 mL VOA H3PO4 (N/A)	KP7U-50 mL Plastic Unpreserved (N/A)	V/GK (3 vials per kit)-VPH/Gas kit (N/A)	SP5T-125 mL Sterile Plastic (N/A – lab)	SP2T-250 mL Sterile Plastic (N/A – lab)		BP3R-250 mL Plastic (NH2)2SO4 (9.3-9.7)	AG0U-100 mL Amber Unpreserved (N/A) (Cl-)	VSGU-20 mL Scintillation vials (N/A)	DG9U-40 mL Amber Unpreserved vials (N/A)
CC																													
1		2	1		2		2 ✓	1 ✓																					
2		2	1		2		2 ✓	1 ✓																					
3		2	1		2		2 ✓	1 ✓																					
4		1	1		2		2 ✓																						
5		1	1		2		2 ✓																						
6																													
7																													
8																													
9																													
10																													
11																													
12																													

pH Adjustment Log for Preserved Samples

Sample ID	Type of Preservative	pH upon receipt	Date preservation adjusted	Time preservation adjusted	Amount of Preservative added	Lot #

Note: Whenever there is a discrepancy affecting North Carolina compliance samples, a copy of this form will be sent to the North Carolina DENR Certification Office (i.e. Out of hold, incorrect preservative, out of temp, incorrect containers.

Pace® Location Requested (City/State):

Pace Analytical Charlotte
9800 Kinsey Ave. Suite 100, Huntersville, NC 28078

CHAIN-OF-CUSTODY Analytical Request Document

Chain-of-Custody is a LEGAL DOCUMENT - Complete all relevant fields

LAB USE ONLY- Affix Workorder/Login Label Here

Scan QR Code for instructions

Company Name: Georgia Power - Bowen

Street Address: 241 Ralph McGill Blvd NE, Atlanta, GA 30308

Customer Project #:

Project Name: Plant Bowen AP 1st Semiannual 2026

Site Collection Info/Facility ID (as applicable):

Contact/Report To: Kristen Jurinko, Kevin Stephenson, Mintao Lu, Marty Crook

Phone #: (470) 217-0008; (404) 831-4407

E-Mail: knjurink@southernco.com; kmstephe@southernco.com

Cc E-Mail: Laura Midkiff, Ben Hodges, Mike Smilley, Noella Gangi

Invoice to: Account Payable

Invoice E-mail: georgiapowerinvoices@southernco.com

Purchase Order # (if applicable): GPC82474-0007

Quote #:

Time Zone Collected: [ ] AK [ ] PT [ ] MT [ ] CT [X] ET

County / State origin of sample(s): Georgia

Data Deliverables: [ ] Level II [ ] Level III [ ] Level IV [ ] EQUIS [ ] Other

Regulatory Program (DW, RCRA, etc.) as applicable: Reportable [ ] Yes [ ] No

Rush (Pre-approval required): [ ] Same Day [ ] 1 Day [ ] 2 Day [ ] 3 Day Other

Date Results Requested:

DW PWSID # or WW Permit # as applicable:

Field Filtered (if applicable): [ ] Yes [ ] No

Analysis:

* Matrix Codes (Insert in Matrix box below): Drinking Water (DW), Ground Water (GW), Wastewater (WW), Product (P), Soil/Solid (SS), Oil (OL), Wipe (WP), Tissue (TS), Bioassay (B), Vapor (V), Surface Water (SW), Sediment (SED), Sludge (SL), Cault (CK), Leachate (LL), Biosolid (BS), Other (OT)

Specify Container Size **: 1 2 3 3 3 3 4

Identify Container Preservative Type***: 2 1 1 2 2 1 5+6

Analysis Requested

** Container Size: (1) 1L, (2) 500mL, (3) 250mL, (4) 125mL, (5) 100mL, (6) 40mL vial, (7) EnCore, (8) TerraCore, (9) 90mL, (10) Other

*** Preservative Types: (1) None, (2) HNO3, (3) H2SO4, (4) HCl, (5) NaOH, (6) Zn Acetate, (7) NaHSO4, (8) Sod Thiosulfate, (9) Ascorbic Acid, (10) MeOH, (11) Other

Customer Sample ID	Matrix*	Comp / Grab	Composite Start Date	Composite Start Time	Collected or Composite End Date	Collected or Composite End Time	# Cont.	Residual Chlorine Result	Residual Chlorine Units	RAD 226/228	2540C Total Dissolved Solids	300.0-F, SO_4^{2-}, Cl-	*Appendix III, IV Metals	Additional Metals (Fe, Mg, Mn, K, Na)	2320B Alkalinity	4500S2D Sulfide Water				Sample Comment	Preservation non-conformance identified for sample.
BOW-BGWC-30	WG	G			2/9/26	1100	8			X	X	X	X	X	X	X					
BOW-BGWC-31	WG	G					8			X	X	X	X	X	X	X					
BOW-BGWC-32	WG	G					8			X	X	X	X	X	X	X					
BOW-BGWC-34D	WG	G					8			X	X	X	X	X	X	X					
BOW-BGWC-35D	WG	G					8			X	X	X	X	X	X	X					
BOW-BGWC-36D	WG	G					8			X	X	X	X	X	X	X					
BOW-BGWC-38D	WG	G			2/9/26	1203	8			X	X	X	X	X	X	X					
BOW-BGWC-40	WG	G					8			X	X	X	X	X	X	X					
BOW-BGWC-43D	WG	G					8			X	X	X	X	X	X	X					
BOW-BGWC-49D	WG	G			2/9/26	1251	8			X	X	X	X	X	X	X					

Lab Use Only: Proj. Mgr: Bonnie Vang; AcctNum / Client ID:; Table #:; Profile / Template: 16507 - 10; Prelog / Bottle Ord. ID: EZ 3355548

Additional Instructions from Pace®:

Task Code: BOW-CCR-ASSMT-2026S1
*Appendix III: Boron, Calcium, Chloride, Fluoride, Sulfate, TDS
*Appendix IV: Antimony, Arsenic, Barium, Beryllium, Cadmium, Chromium, Cobalt, Fluoride, Lead, Lithium, Mercury, Molybdenum, Selenium, Thallium, Combined Radium

Collected By: William Laaker, Jay Siewert, Natalie Piparo, Shannon Northon, Ori Kimhi, Kyle Rhyne

Printed Name

Signature

Customer Remarks / Special Conditions / Possible Hazards:

Coolers: Thermometer ID: Correction Factor (°C): Obs. Temp. (°C): Corrected Temp. (°C): [ ] On Ice

Relinquished by/Company: (Signature)	Date/Time:	Received by/Company: (Signature)	Date/Time:
EnSafe	2/10/26 0812	William / Pace	2/10/26 0812
William / Pace	2/10/26 1335		2/10/26 1335

Tracking Number:

Delivered by: [ ] In-Person [ ] Courier [ ] FedEx [ ] UPS [ ] Other

Page: 3 of 5

Submitting a sample via this chain of custody constitutes acknowledgment and acceptance of the Pace® Terms and Conditions found at https://www.pacelabs.com/resource-library/resource/pace-terms-and-conditions/

ENV-FRM-CORQ-0019_v02_110123 ©

Pace® Location Requested (City/State): Pace Analytical Charlotte, 9800 Kinsey Ave. Suite 100, Huntersville, NC 28078

CHAIN-OF-CUSTODY Analytical Request Document

Chain-of-Custody is a LEGAL DOCUMENT - Complete all relevant fields

LAB USE ONLY- Affix Workorder/Login Label Here

Scan QR Code for instructions

Company Name: Georgia Power - Bowen

Street Address: 241 Ralph McGill Blvd NE, Atlanta, GA 30308

Customer Project #:

Project Name: Plant Bowen AP 1st Semiannual 2026

Site Collection Info/Facility ID (as applicable):

Contact/Report To: Kristen Jurinko, Kevin Stephenson, Mintao Lu, Marty Crook

Phone #: (470) 217-0008; (404) 831-4407

E-Mail: knjurink@southernco.com; kmstephe@southernco.com

Cc E-Mail: Laura Midkiff, Ben Hodges, Mike Smilley, Noelia Gangi

Invoice to: Account Payable

Invoice E-mail: georgiapowerinvoices@southernco.com

Purchase Order # (if applicable): GPC82474-0007

Quote #:

Time Zone Collected: [ ] AK [ ] PT [ ] MT [ ] CT [X] ET

County / State origin of sample(s): Georgia

Data Deliverables: [ ] Level II [ ] Level III [ ] Level IV [ ] EQUIS [ ] Other

Regulatory Program (DW, RCRA, etc.) as applicable: Reportable [ ] Yes [ ] No

Rush (Pre-approval required): [ ] Same Day [ ] 1 Day [ ] 2 Day [ ] 3 Day Other

Date Results Requested:

DW PWSID # or WW Permit # as applicable:

Field Filtered (if applicable): [ ] Yes [ ] No

Analysis:

* Matrix Codes (Insert in Matrix box below): Drinking Water (DW), Ground Water (GW), Wastewater (WW), Product (P), Soil/Solid (SS), Oil (OL), Wipe (WP), Tissue (TS), Bioassay (B), Vapor (V), Surface Water (SW), Sediment (SED), Sludge (SL), Caulk (CK), Leachate (LL), Biosolid (BS), Other (OT)

Specify Container Size **: 1, 2, 3, 3, 3, 3, 4

Identify Container Preservative Type***: 2, 1, 1, 2, 2, 1, 5+6

**Container Size: (1) 1L, (2) 500mL, (3) 250mL, (4) 125mL, (5) 100mL, (6) 40mL vial, (7) EnCore, (8) TerraCore, (9) 90mL, (10) Other

*** Preservative Types: (1) None, (2) HNO3, (3) H2SO4, (4) HCl, (5) NaOH, (6) Zn Acetate, (7) NaHSO4, (8) Sod. Thiosulfate, (9) Ascorbic Acid, (10) MeOH, (11) Other

Customer Sample ID	Matrix *	Comp / Grab	Composite Start Date	Composite Start Time	Collected or Composite End Date	Collected or Composite End Time	# Cont.	Residual Chlorine Result	Residual Chlorine Units	RAD 226/228	2540C Total Dissolved Solids	300.0-F-, SO4-2, Cl-	*Appendix III, IV Metals	Additional Metals (Fe, Mg, Mn, K, Na)	2320B Alkalinity	4500S2D Sulfide Water	Sample Comment	Preservation non-conformance identified for sample
BOW-BGWC-50D	WG	G					8			X	X	X	X	X	X	X		
BOW-BGWC-51	WG	G					8			X	X	X	X	X	X	X		
BOW-BGWC-52	WG	G					8			X	X	X	X	X	X	X		
BOW-BGWC-53D	WG	G					8			X	X	X	X	X	X	X		
BOW-PZ-7	WG	G					8			X	X	X	X	X	X	X		
BOW-AP1-FD-	WG	G					6			X	X	X	X					
BOW-AP1-FD-	WG	G					6			X	X	X	X					
BOW-AP1-FB-04	WQ	G			2/9/26	1330	6			X	X	X	X					
BOW-AP1-FB-	WQ	G					6			X	X	X	X					
BOW-AP1-EB-04	WQ	G			2/9/26	1430	6			X	X	X	X					

Lab Use Only: Proj. Mgr: Bonnie Vang; AcctNum / Client ID:; Table #:; Profile / Template: 16507; Prelog / Bottle Ord. ID: EZ 3355548

Additional Instructions from Pace®:

Task Code: BOW-CCR-ASSMT-2026S1

*Appendix III: Boron, Calcium, Chloride, Fluoride, Sulfate, TDS

*Appendix IV: Antimony, Arsenic, Barium, Beryllium, Cadmium, Chromium, Cobalt, Fluoride, Lead, Lithium, Mercury, Molybdenum, Selenium, Thallium, Combined Radium

Collected By: William Leaker, Jay Siewert, Natalie Piparo, Shannon Northen, Ori Kimhi, Kyle Rhyne

Printed Name

Signature

Customer Remarks / Special Conditions / Possible Hazards:

Coolers: Thermometer ID: Correction Factor (°C): Obs. Temp. (°C): Corrected Temp. (°C): [ ] On Ice

Relinquished by/Company: (Signature)	Date/Time:	Received by/Company: (Signature)	Date/Time:
EnSafe	2/10/26 0812	Ryan Williams / Pace	2/10/26 0812
Ryan Williams / Pace	2/10/26 1335		2/10/26 1335

Tracking Number:

Delivered by: [ ] In-Person [ ] Courier [ ] FedEX [ ] UPS [ ] Other

Page: 4 of 5

Submitting a sample via this chain of custody constitutes acknowledgment and acceptance of the Pace® Terms and Conditions found at https://www.pacelabs.com/resource-library/resource/pace-terms-and-conditions/

ENV-FRM-CORQ-0019_v02_110123 ©

Pace	DC#_Title: ENV-FRM-HUN1-0083 v05_Sample Condition Upon Receipt
	Effective Date: 05/24/2024

Laboratory receiving samples:

Asheville ☐ Eden ☐ Greenwood ☐ Huntersville ☐ Raleigh ☐ Mechanicsville ☐ Atlanta ☑ Kernersville ☐

Sample Condition Upon Receipt

Client Name: GA Power

Project #:

Courier: ☐ Commercial ☐ Fed Ex ☐ UPS ☐ USPS ☐ Client ☑ Pace ☐ Other:____

Custody Seal Present? ☑ Yes ☐ No **Seals Intact?** ☑ Yes ☐ No ☐ N/A

Date/Initials Person Examining Contents: JG 2/13/26

Packing Material: ☑ Bubble Wrap ☐ Bubble Bags ☐ None ☐ Other

Biological Tissue Frozen? ☐ Yes ☐ No ☑ N/A

Thermometer: ☑ IR Gun ID: 214 **Type of Ice:** ☑ Wet ☐ Blue ☐ None

Cooler Temp: 4.8 **Correction Factor:** Add/Subtract (°C) 0.0

Temp should be above freezing to 6°C

☐ Samples out of temp criteria. Samples on ice, cooling process has begun

Cooler Temp Corrected (°C): 4.8

USDA Regulated Soil (☐ N/A, water sample)

Did samples originate in a quarantine zone within the United States: CA, NY, or SC (check maps)? ☐ Yes ☐ No

Did samples originate from a foreign source (internationally, including Hawaii and Puerto Rico)? ☐ Yes ☐ No

				Comments/Discrepancy:
Chain of Custody Present?	☑ Yes	☐ No	☐ N/A	1.
Samples Arrived within Hold Time?	☑ Yes	☐ No	☐ N/A	2.
Short Hold Time Analysis (<72 hr.)?	☐ Yes	☑ No	☐ N/A	3.
Rush Turn Around Time Requested?	☐ Yes	☑ No	☐ N/A	4.
Sufficient Volume?	☑ Yes	☐ No	☐ N/A	5.
Correct Containers Used?	☑ Yes	☐ No	☐ N/A	6.
-Pace Containers Used?	☑ Yes	☐ No	☐ N/A	
Containers Intact?	☑ Yes	☐ No	☐ N/A	7.
Dissolved analysis: Samples Field Filtered?	☐ Yes	☐ No	☑ N/A	8.
Sample Labels Match COC?	☑ Yes	☐ No	☐ N/A	9.
-Includes Date/Time/ID/Analysis Matrix: WG/WQ				
Headspace in VOA Vials (>5-6mm)?	☐ Yes	☐ No	☑ N/A	10.
Trip Blank Present?	☐ Yes	☐ No	☑ N/A	11.
Trip Blank Custody Seals Present?	☐ Yes	☐ No	☑ N/A	

COMMENTS/SAMPLE DISCREPANCY

Field Data Required? ☐ Yes ☐ No

Lot ID of split containers:

CLIENT NOTIFICATION/RESOLUTION

Person contacted: _____ Date/Time: _____

Project Manager SCURF Review: _____ **Date:** _____

Project Manager SRF Review: _____ **Date:** _____

Pace

DC#_Title: ENV-FRM-HUN1-0083 v05_Sample Condition Upon Receipt

Effective Date: 05/24/2024

*Check mark top half of box if pH and/or dechlorination is verified and within the acceptance range for preservation samples.
Exceptions: VOA, Coliform, TOC, Oil and Grease, DRO/8015 (water) DOC, LLHg
**Bottom half of box is to list number of bottles
***Check all unpreserved Nitrates for chlorine

Project #

Laboratory Receiving Location: Asheville ☐ Eden ☐ Greenwood ☐ Huntersville ☐ Raleigh ☐ Mechanicsville ☐ Atlanta ☑ Kernersville ☐

Client GA Power Profile/(EZ) (Circle one) 3355548 Notes

Item#	BP4U-125 mL Plastic Unpreserved (N/A) (Cl-)	BP3U-250 mL Plastic Unpreserved (N/A)	BP2U-500 mL Plastic Unpreserved (N/A)	BP1U-1 liter Plastic Unpreserved (N/A)		BP4S-125 mL Plastic H2SO4 (pH < 2) (Cl-)	BP3N-250 mL plastic HNO3 (pH < 2)	BP4Z-125 mL Plastic ZN Acetate & NaOH (>9)	BP4B-125 mL Plastic NaOH (pH > 12) (Cl-)	WGFU-Wide-mouthed Glass jar Unpreserved	AG1U-1 liter Amber Unpreserved (N/A) (Cl-)	AG1H-1 liter Amber HCl (pH < 2)	AG3U-250 mL Amber Unpreserved (N/A) (Cl-)	AG1S-1 liter Amber H2SO4 (pH < 2)	AG3S-250 mL Amber H2SO4 (pH < 2)	DG94-40 mL Amber NH4Cl (N/A)(Cl-)	DG9H-40 mL VOA HCl (N/A)	VG9T-40 mL VOA Na2S2O3 (N/A)	VG9U-40 mL VOA Unpreserved (N/A)	DG9V-40 mL VOA H3PO4 (N/A)	KP7U-50 mL Plastic Unpreserved (N/A)	V/GK (3 vials per kit)-VPH/Gas kit (N/A)	SP5T-125 mL Sterile Plastic (N/A – lab)	SP2T-250 mL Sterile Plastic (N/A – lab)	BPIN	BP3R-250 mL Plastic (NH2)2SO4 (9.3-9.7)	AG0U-100 mL Amber Unpreserved (N/A) (Cl-)	VSGU-20 mL Scintillation vials (N/A)	DG9U-40 mL Amber Unpreserved vials (N/A)
CC																													
1		2	1				2 ✓																		2				
2		2	1				2 ✓																		2				
3		2	1				2 ✓																		2				
4		2	1				2 ✓																		2				
5		2	1				2 ✓																		2				
6		2	1				2 ✓																		2				
7		1	1				2 ✓																		2				
8																													
9																													
10																													
11																													
12																													

pH Adjustment Log for Preserved Samples

Sample ID	Type of Preservative	pH upon receipt	Date preservation adjusted	Time preservation adjusted	Amount of Preservative added	Lot #

Note: Whenever there is a discrepancy affecting North Carolina compliance samples, a copy of this form will be sent to the North Carolina DENR Certification Office (i.e. Out of hold, incorrect preservative, out of temp, incorrect containers.

Pace® Location Requested (City/State):

Pace Analytical Charlotte
9800 Kinsey Ave. Suite 100, Huntersville, NC 28078

CHAIN-OF-CUSTODY Analytical Request Document

Chain-of-Custody is a LEGAL DOCUMENT - Complete all relevant fields

LAB USE ONLY- Affix Workorder/Login Label Here

Scan QR Code for instructions

Company Name: Georgia Power - Bowen

Street Address: 241 Ralph McGill Blvd NE, Atlanta, GA 30308

Customer Project #:

Project Name: Plant Bowen AP 1st Semiannual 2026

Site Collection Info/Facility ID (as applicable):

Contact/Report To: Kristen Jurinko, Kevin Stephenson, Mintao Lu, Marty Crook

Phone #: (470) 217-0008; (404) 831-4407

E-Mail: knjurink@southernco.com; kmstephe@southernco.com

Cc E-Mail: Laura Midkiff, Ben Hodges, Mike Smilley, Noelia Gangi

Invoice to: Account Payable

Invoice E-mail: georgiapowerinvoices@southernco.com

Purchase Order # (if applicable): GPC82474-0007

Quote #:

Time Zone Collected: [ ] AK [ ] PT [ ] MT [ ] CT [X] ET

County / State origin of sample(s): Georgia

Data Deliverables: [ ] Level II [ ] Level III [ ] Level IV [ ] EQUIS [ ] Other

Regulatory Program (DW, RCRA, etc.) as applicable: Reportable [ ] Yes [ ] No

Rush (Pre-approval required): [ ] Same Day [ ] 1 Day [ ] 2 Day [ ] 3 Day Other _____

Date Results Requested:

DW PWSID # or WW Permit # as applicable:

Field Filtered (if applicable): [ ] Yes [ ] No

Analysis:

* Matrix Codes (Insert in Matrix box below): Drinking Water (DW), Ground Water (GW), Wastewater (WW), Product (P), Soil/Solid (SS), Oil (OL), Wipe (WP), Tissue (TS), Bioassay (B), Vapor (V), Surface Water (SW), Sediment (SED), Sludge (SL), Caulk (CK), Leachate (LL), Biosolid (BS), Other (OT)

Specify Container Size**: 1 2 3 3 3 3 4

Identify Container Preservative Type***: 2 1 1 2 2 1 5+6

Analysis Requested

**Container Size: (1) 1L, (2) 500mL, (3) 250mL, (4) 125mL, (5) 100mL, (6) 40mL vial, (7) EnCore, (8) TerraCore, (9) 90mL, (10) Other

*** Preservative Types: (1) None, (2) HNO3, (3) H2SO4, (4) HCl, (5) NaOH, (6) Zn Acetate, (7) NaHSO4, (8) Sod Thiosulfate, (9) Ascorbic Acid, (10) MeOH, (11) Other

Lab Use Only: Proj. Mgr: Bonnie Vang; Acct Num / Client ID:; Table #:; Profile / Template: 16507; Prelog / Bottle Ord. ID: EZ 3355548

Customer Sample ID	Matrix *	Comp / Grab	Composite Start Date	Composite Start Time	Collected or Composite End Date	Collected or Composite End Time	# Cont.	Residual Chlorine Result	Residual Chlorine Units	RAD 226/228	2540C Total Dissolved Solids	300.0-F-, SO4 2-, Cl-	*Appendix III, IV Metals	Additional Metals (Fe, Mg, Mn, K, Na)	2320B Alkalinity	4500S2D Sulfide Water	Sample Comment	Preservation non-conformance identified for sample.
BOW-BGWA-2	WG	G			2/6/26	1148	8			X	X	X	X	X	X	X	041	
BOW-BGWA-29	WG	G					8			X	X	X	X	X	X	X		
BOW-BGWA-47D	WG	G					8			X	X	X	X	X	X	X		
BOW-BGWA-48D	WG	G					8			X	X	X	X	X	X	X		
BOW-BGWC-7	WG	G					8			X	X	X	X	X	X	X		
BOW-BGWC-8	WG	G					8			X	X	X	X	X	X	X		
BOW-BGWC-9	WG	G					8			X	X	X	X	X	X	X		
BOW-BGWC-10	WG	G					8			X	X	X	X	X	X	X		
BOW-BGWC-12	WG	G					8			X	X	X	X	X	X	X		
BOW-BGWC-14A	WG	G					8			X	X	X	X	X	X	X		

Additional Instructions from Pace®:

Task Code: BOW-CCR-ASSMT-2026S1

*Appendix III: Boron, Calcium, Chloride, Fluoride, Sulfate, TDS

*Appendix IV: Antimony, Arsenic, Barium, Beryllium, Cadmium, Chromium, Cobalt, Fluoride, Lead, Lithium, Mercury, Molybdenum, Selenium, Thallium, Combined Radium

Collected By: William Leaker, Jay Siewert, Natalie Piparo, Shannon Northen, Ori Kimhi, Kyle Rhyne

Printed Name

Signature

ENSAFE

Customer Remarks / Special Conditions / Possible Hazards:

Coolers: Thermometer ID: Correction Factor (°C): Obs. Temp. (°C): Corrected Temp. (°C): [ ] On Ice

Relinquished by/Company: (Signature)	Date/Time:	Received by/Company: (Signature)	Date/Time:
EnSafe	2/13/26 1101	Pace	2/13/26 1101
Pace	2/13/26 1436		2/13/26 1430

Tracking Number:

Delivered by: [ ] In-Person [ ] Courier [ ] FedEX [ ] UPS [ ] Other

Page: 1 of 5

Submitting a sample via this chain of custody constitutes acknowledgment and acceptance of the Pace® Terms and Conditions found at https://www.pacelabs.com/resource-library/resource/pace-terms-and-conditions/

ENV-FRM-CORQ-0019_v02_110123 ©

Pace® Location Requested (City/State):

Pace Analytical Charlotte
9800 Kinney Ave. Suite 100, Huntersville, NC 28078

CHAIN-OF-CUSTODY Analytical Request Document

Chain-of-Custody is a LEGAL DOCUMENT - Complete all relevant fields

LAB USE ONLY- Affix Workorder/Login Label Here

Scan QR Code for instructions

Company Name: Georgia Power - Bowen
Street Address: 241 Ralph McGill Blvd NE, Atlanta, GA 30308

Contact/Report To: Kristen Jurinko, Kevin Stephenson, Mintao Lu, Marty Crook
Phone #: (470) 217-0008; (404) 831-4407
E-Mail: knjurink@southernco.com; kmstephe@southernco.com
Cc E-Mail: Laura Midkiff, Ben Hodges, Mike Smilley, Noella Gangi

Customer Project #:
Project Name: Plant Bowen AP 1st Semiannual 2026
Site Collection Info/Facility ID (as applicable):

Invoice to: Account Payable
Invoice E-mail: georgiapowerinvoices@southernco.com
Purchase Order # (if applicable): GPC82474-0007
Quote #:

Time Zone Collected: [ ] AK [ ] PT [ ] MT [ ] CT [X] ET

County / State origin of sample(s): Georgia

Data Deliverables: [ ] Level II [ ] Level III [ ] Level IV [ ] EQUIS [ ] Other

Regulatory Program (DW, RCRA, etc.) as applicable: Reportable [ ] Yes [ ] No

Rush (Pre-approval required): [ ] Same Day [ ] 1 Day [ ] 2 Day [ ] 3 Day Other
Date Results Requested:

DW PWSID # or WW Permit # as applicable:
Field Filtered (if applicable): [ ] Yes [ ] No
Analysis:

* Matrix Codes (Insert in Matrix box below): Drinking Water (DW), Ground Water (GW), Wastewater (WW), Product (P), Soil/Solid (SS), Oil (OL), Wipe (WP), Tissue (TS), Bioassay (B), Vapor (V), Surface Water (SW), Sediment (SED), Sludge (SL), Caulk (CK), Leachate (LL), Biosolid (BS), Other (OT)

Specify Container Size **: 1, 2, 3, 3, 3, 3, 4
Identify Container Preservative Type***: 2, 1, 1, 2, 2, 1, 5+6

**Container Size: (1) 1L, (2) 500mL, (3) 250mL, (4) 125mL, (5) 100mL, (6) 40mL vial, (7) EnCore, (8) TerraCore, (9) 90mL, (10) Other

*** Preservative Types: (1) None, (2) HNO3, (3) H2SO4, (4) HCl, (5) NaOH, (6) Zn Acetate, (7) NaHSO4, (8) Sod. Thiosulfate, (9) Ascorbic Acid, (10) MeOH, (11) Other

Lab Use Only: Proj. Mgr: Bonnie Vang; AcctNum / Client ID:; Table #:; Profile / Template: 16507; Prelog / Bottle Ord. ID: EZ 3355548

Customer Sample ID	Matrix*	Comp / Grab	Composite Start Date	Composite Start Time	Collected or Composite End Date	Collected or Composite End Time	# Cont.	Residual Chlorine Result	Residual Chlorine Units	RAD 226/228	2540C Total Dissolved Solids	300.0-F-, SO4 2-, Cl-	*Appendix III, IV Metals	Additional Metals (Fe, Mg, Mn, K, Na)	2320B Alkalinity	4500S2D Sulfide Water	Sample Comment	Preservation non-conformance identified for sample
BOW-BGWC-16	WG	G					8			X	X	X	X	X	X	X		
BOW-BGWC-17	WG	G					8			X	X	X	X	X	X	X		
BOW-BGWC-18	WG	G					8			X	X	X	X	X	X	X		
BOW-BGWC-19	WG	G					8			X	X	X	X	X	X	X		
BOW-BGWC-20	WG	G					8			X	X	X	X	X	X	X		
BOW-BGWC-21	WG	G					8			X	X	X	X	X	X	X		
BOW-BGWC-22	WG	G					8			X	X	X	X	X	X	X		
BOW-BGWC-23	WG	G			2/6/26	1138	8			X	X	X	X	X	X	X	042	
BOW-BGWC-24	WG	G					8			X	X	X	X	X	X	X		
BOW-BGWC-25	WG	G					8			X	X	X	X	X	X	X		

Additional Instructions from Pace®:
Task Code: BOW-CCR-ASSMT-2026S1
*Appendix III: Boron, Calcium, Chloride, Fluoride, Sulfate, TDS
*Appendix IV: Antimony, Arsenic, Barium, Beryllium, Cadmium, Chromium, Cobalt, Fluoride, Lead, Lithium, Mercury, Molybdenum, Selenium, Thallium, Combined Radium

Collected By: William Lasker, Jay Siewert, Natalie Piparo,
Printed Name: Shannon Northen, Ori Kimhi, Kyle Rhyne
Signature: EnSafe

Customer Remarks / Special Conditions / Possible Hazards:

Coolers: Thermometer ID: Correction Factor (°C): Obs. Temp. (°C): Corrected Temp. (°C): [ ] On Ice

Relinquished by/Company: (Signature)	Date/Time:	Received by/Company: (Signature)	Date/Time:
EnSafe	2/13/26 1101	Brian Williams / Pace	2/13/26 1101
Brian Williams / Pace	2/13/26 1430		2/13/26 1430
Relinquished by/Company: (Signature)	Date/Time:	Received by/Company: (Signature)	Date/Time:
Relinquished by/Company: (Signature)	Date/Time:	Received by/Company: (Signature)	Date/Time:

Tracking Number:
Delivered by: [ ] In-Person [ ] Courier [ ] FedEX [ ] UPS [ ] Other

Page: 2 of 5

Submitting a sample via this chain of custody constitutes acknowledgment and acceptance of the Pace® Terms and Conditions found at https://www.pacelabs.com/resource-library/resource/pace-terms-and-conditions/

ENV-FRM-CORQ-0019_v02_110123 ©

Pace® Location Requested (City/State):

Pace Analytical Charlotte
9800 Kinsey Ave. Suite 100, Huntersville, NC 28078

CHAIN-OF-CUSTODY Analytical Request Document

Chain-of-Custody is a LEGAL DOCUMENT - Complete all relevant fields

LAB USE ONLY- Affix Workorder/Login Label Here

Scan QR Code for instructions

Company Name: Georgia Power - Bowen

Street Address: 241 Ralph McGill Blvd NE, Atlanta, GA 30308

Customer Project #:

Project Name: Plant Bowen AP 1st Semiannual 2026

Site Collection Info/Facility ID (as applicable):

Contact/Report To: Kristen Jurinko, Kevin Stephenson, Mintao Lu, Marty Crook

Phone #: (470) 217-0008; (404) 831-4407

E-Mail: knjurink@southernco.com; kmstephe@southernco.com

Cc E-Mail: Laura Midkiff, Ben Hodges, Mike Smilley, Noelia Gangi

Invoice to: Account Payable

Invoice E-mail: georgiapowerinvoices@southernco.com

Purchase Order # (If applicable): GPC82474-0007

Quote #:

Time Zone Collected: [ ] AK [ ] PT [ ] MT [ ] CT [X] ET

County / State origin of sample(s): Georgia

Data Deliverables: [ ] Level II [ ] Level III [ ] Level IV [ ] EQUIS [ ] Other

Regulatory Program (DW, RCRA, etc.) as applicable: Reportable [ ] Yes [ ] No

Rush (Pre-approval required): [ ] Same Day [ ] 1 Day [ ] 2 Day [ ] 3 Day Other

Date Results Requested:

DW PWSID # or WW Permit # as applicable:

Field Filtered (If applicable): [ ] Yes [ ] No

Analysis:

* Matrix Codes (Insert in Matrix box below): Drinking Water (DW), Ground Water (GW), Wastewater (WW), Product (P), Soil/Solid (SS), Oil (OL), Wipe (WP), Tissue (TS), Bioassay (B), Vapor (V), Surface Water (SW), Sediment (SED), Sludge (SL), Caulk (CK), Leachate (LL), Biosolid (BS), Other (OT)

Specify Container Size **: 1, 2, 3, 3, 3, 3, 4

Identify Container Preservative Type***: 2, 1, 1, 2, 2, 1, 5+6

**Container Size: (1) 1L, (2) 500mL, (3) 250mL, (4) 125mL, (5) 100mL, (6) 40mL vial, (7) EnCore, (8) TerraCore, (9) 90mL, (10) Other

*** Preservative Types: (1) None, (2) HNO3, (3) H2SO4, (4) HCl, (5) NaOH, (6) Zn Acetate, (7) NaHSO4, (8) Sod Thiosulfate, (9) Ascorbic Acid, (10) MeOH, (11) Other

Lab Use Only: Proj. Mgr: Bonnie Vang; AcctNum / Client ID:; Table #:; Profile / Template: 16507; Prelog / Bottle Ord. ID: EZ 3355548

Customer Sample ID	Matrix *	Comp / Grab	Composite Start Date	Composite Start Time	Collected or Composite End Date	Collected or Composite End Time	# Cont.	Residual Chlorine Result	Residual Chlorine Units	RAD 226/228	2540C Total Dissolved Solids	300.0-F-,SO4 2-, Cl-	*Appendix III, IV Metals	Additional Metals (Fe, Mg, Mn, K, Na)	2320B Alkalinity	4500S2D Sulfide Water				Sample Comment	Preservation non-conformance identified for sample
BOW-BGWC-30	WG	G					8			X	X	X	X	X	X	X					
BOW-BGWC-31	WG	G					8			X	X	X	X	X	X	X					
BOW-BGWC-32	WG	G			2/6/26	1037	8			X	X	X	X	X	X	X				043	
BOW-BGWC-34D	WG	G					8			X	X	X	X	X	X	X					
BOW-BGWC-35D	WG	G			2/6/26	1245	8			X	X	X	X	X	X	X				044	
BOW-BGWC-36D	WG	G					8			X	X	X	X	X	X	X					
BOW-BGWC-38D	WG	G					8			X	X	X	X	X	X	X					
BOW-BGWC-40	WG	G					8			X	X	X	X	X	X	X					
BOW-BGWC-43D	WG	G			2/6/26	1100	8			X	X	X	X	X	X	X				045	
BOW-BGWC-49D	WG	G					8			X	X	X	X	X	X	X					

Additional Instructions from Pace®:

Task Code: BOW-CCR-ASSMT-2026S1

*Appendix III: Boron, Calcium, Chloride, Fluoride, Sulfate, TDS

*Appendix IV: Antimony, Arsenic, Barium, Beryllium, Cadmium, Chromium, Cobalt, Fluoride, Lead, Lithium, Mercury, Molybdenum, Selenium, Thallium, Combined Radium

Collected By: William Laaker, Jay Siewert, Natalie Piparo, Shannon Northen, Ori Kimhi, Kyle Rhyne

Printed Name

Signature

Customer Remarks / Special Conditions / Possible Hazards:

Coolers: Thermometer ID: Correction Factor (°C): Obs. Temp. (°C): Corrected Temp. (°C): [ ] On Ice

Relinquished by/Company: (Signature)	Date/Time:	Received by/Company: (Signature)	Date/Time:
EnSafe	2/13/26 1101	William / Pace	2/13/26 1101
William / Pace	2/13/26 1430		2/13/26 1430

Tracking Number:

Delivered by: [ ] In-Person [ ] Courier [ ] FedEX [ ] UPS [ ] Other

Submitting a sample via this chain of custody constitutes acknowledgment and acceptance of the Pace® Terms and Conditions found at https://www.pacelabs.com/resource-library/resource/pace-terms-and-conditions/

Page: 3 of 5

ENV-FRM-CORQ-0019_v02_110123 ©

Pace® Location Requested (City/State):

Pace Analytical Charlotte
9800 Kinsey Ave. Suite 100, Huntersville, NC 28078

CHAIN-OF-CUSTODY Analytical Request Document

Chain-of-Custody is a LEGAL DOCUMENT - Complete all relevant fields

LAB USE ONLY- Affix Workorder/Login Label Here

Scan QR Code for instructions

Company Name: Georgia Power - Bowen

Street Address: 241 Ralph McGill Blvd NE, Atlanta, GA 30308

Contact/Report To: Kristen Jurinko, Kevin Stephenson, Mintao Lu, Marty Crook

Phone #: (470) 217-0008; (404) 831-4407

E-Mail: knjurink@southernco.com; kmstephe@southernco.com

Cc E-Mail: Laura Midkiff, Ben Hodges, Mike Smilley, Noelia Gangi

Customer Project #:

Project Name: Plant Bowen AP 1st Semiannual 2026

Site Collection Info/Facility ID (as applicable):

Invoice to: Account Payable

Invoice E-mail: georgiapowerinvoices@southernco.com

Purchase Order # (if applicable): GPC82474-0007

Quote #:

Time Zone Collected: [ ] AK [ ] PT [ ] MT [ ] CT [X] ET

County / State origin of sample(s): Georgia

Data Deliverables: [ ] Level II [ ] Level III [ ] Level IV [ ] EQUIS [ ] Other

Regulatory Program (DW, RCRA, etc.) as applicable: Reportable [ ] Yes [ ] No

Rush (Pre-approval required): [ ] Same Day [ ] 1 Day [ ] 2 Day [ ] 3 Day Other

Date Results Requested:

DW PWSID # or WW Permit # as applicable:

Field Filtered (if applicable): [ ] Yes [ ] No

Analysis:

* Matrix Codes (Insert in Matrix box below): Drinking Water (DW), Ground Water (GW), Wastewater (WW), Product (P), Soil/Solid (SS), Oil (OL), Wipe (WP), Tissue (TS), Bioassay (B), Vapor (V), Surface Water (SW), Sediment (SED), Sludge (SL), Caulk (CK), Leachate (LL), Biosolid (BS), Other (OT)

Specify Container Size **: 1, 2, 3, 3, 3, 3, 4

Identify Container Preservative Type***: 2, 1, 1, 2, 2, 1, 5+6

** Container Size: (1) 1L, (2) 500mL, (3) 250mL, (4) 125mL, (5) 100mL, (6) 40mL vial, (7) EnCore, (8) TerraCore, (9) 90mL, (10) Other

*** Preservative Types: (1) None, (2) HNO3, (3) H2SO4, (4) HCl, (5) NaOH, (6) Zn Acetate, (7) NaHSO4, (8) Sod. Thiosulfate, (9) Ascorbic Acid, (10) MeOH, (11) Other

Customer Sample ID	Matrix *	Comp / Grab	Composite Start Date	Composite Start Time	Collected or Composite End Date	Collected or Composite End Time	# Cont.	Residual Chlorine Result	Residual Chlorine Units	RAD 226/228	2540C Total Dissolved Solids	300.0-F-, SO4 2-, Cl-	*Appendix III, IV Metals	Additional Metals (Fe, Mg, Mn, K, Na)	2320B Alkalinity	4500S2D Sulfide Water				Sample Comment	Preservation non-conformance identified for sample.
BOW-BGWC-50D	WG	G					8			X	X	X	X	X	X	X					
BOW-BGWC-51	WG	G					8			X	X	X	X	X	X	X					
BOW-BGWC-52	WG	G					8			X	X	X	X	X	X	X					
BOW-BGWC-53D	WG	G					8			X	X	X	X	X	X	X					
BOW-PZ-7	WG	G					8			X	X	X	X	X	X	X					
BOW-AP1-FD-04	WG	G			2/10/26	—	6			X	X	X	X							046	
BOW-AP1-FD-	WG	G					6			X	X	X	X								
BOW-AP1-FB-	WQ	G					6			X	X	X	X								
BOW-AP1-FB-	WQ	G					6			X	X	X	X								
BOW-AP1-EB-	WQ	G					6			X	X	X	X								

Lab Use Only: Proj. Mgr: Bonnie Vang; AcctNum / Client ID:; Table #:; Profile / Template: 16507; Prelog / Bottle Ord. ID: EZ 3355548

Additional Instructions from Pace®:

Task Code: BOW-CCR-ASSMT-2026S1
*Appendix III: Boron, Calcium, Chloride, Fluoride, Sulfate, TDS
*Appendix IV: Antimony, Arsenic, Barium, Beryllium, Cadmium, Chromium, Cobalt, Fluoride, Lead, Lithium, Mercury, Molybdenum, Selenium, Thallium, Combined Radium

Collected By: William Laaker, Jay Siewert, Natalie Piparo, Shannon Northen, Ori Kimhi, Kyle Rhyne

Printed Name:

Signature: EnSafe

Customer Remarks / Special Conditions / Possible Hazards:

Coolers: Thermometer ID: Correction Factor (°C): Obs. Temp. (°C): Corrected Temp. (°C): [ ] On Ice

Relinquished by/Company: (Signature)	Date/Time	Received by/Company: (Signature)	Date/Time
EnSafe	2/13/26 1101	William / Pace	2/13/26 1101
William / Pace	2/13/26 1430		2/13/26 1430

Tracking Number:

Delivered by: [ ] In-Person [ ] Courier [ ] FedEx [ ] UPS [ ] Other

Submitting a sample via this chain of custody constitutes acknowledgment and acceptance of the Pace® Terms and Conditions found at https://www.pacelabs.com/resource-library/resource/pace-terms-and-conditions/

ENV-FRM-CORQ-0019_v02_110123 ©

Pace® Location Requested (City/State):

Pace Analytical Charlotte
9800 Kinney Ave. Suite 100, Huntersville, NC 28078

CHAIN-OF-CUSTODY Analytical Request Document

Chain-of-Custody is a LEGAL DOCUMENT - Complete all relevant fields

LAB USE ONLY- Affix Workorder/Login Label Here

Scan QR Code for Instructions

Company Name: Georgia Power - Bowen

Street Address: 241 Ralph McGill Blvd NE, Atlanta, GA 30308

Customer Project #:

Project Name: Plant Bowen AP 1st Semiannual 2026

Site Collection Info/Facility ID (as applicable):

Contact/Report To: Kristen Jurinko, Kevin Stephenson, Mintao Lu, Marty Crook

Phone #: (470) 217-0008; (404) 831-4407

E-Mail: knjurink@southernco.com; kmstephe@southernco.com

Cc E-Mail: Laura Midkiff, Ben Hodges, Mike Smilley, Noelia Gangi

Invoice to: Account Payable

Invoice E-mail: georgiapowerinvoices@southernco.com

Purchase Order # (If applicable): GPC82474-0007

Quote #:

Time Zone Collected: [ ] AK [ ] PT [ ] MT [ ] CT [X] ET

County / State origin of sample(s): Georgia

Data Deliverables: [ ] Level II [ ] Level III [ ] Level IV [ ] EQUIS [ ] Other

Regulatory Program (DW, RCRA, etc.) as applicable:

Reportable [ ] Yes [ ] No

Rush (Pre-approval required): [ ] Same Day [ ] 1 Day [ ] 2 Day [ ] 3 Day Other

Date Results Requested:

DW PWSID # or WW Permit # as applicable:

Field Filtered (if applicable): [ ] Yes [ ] No

Analysis:

* Matrix Codes (Insert in Matrix box below): Drinking Water (DW), Ground Water (GW), Wastewater (WW), Product (P), Soil/Solid (SS), Oil (OL), Wipe (WP), Tissue (TS), Bioassay (B), Vapor (V), Surface Water (SW), Sediment (SED), Sludge (SL), Caulk (CK), Leachate (LL), Biosolid (BS), Other (OT)

Specify Container Size **: 1, 2, 3, 3, 3, 3, 4

Identify Container Preservative Type***: 2, 1, 1, 2, 2, 1, 5+6

**Container Size: (1) 1L, (2) 500mL, (3) 250mL, (4) 125mL, (5) 100mL, (6) 40mL vial, (7) EnCore, (8) TerraCore, (9) 90mL, (10) Other

*** Preservative Types: (1) None, (2) HNO3, (3) H2SO4, (4) HCl, (5) NaOH, (6) Zn Acetate, (7) NaHSO4, (8) Sod. Thiosulfate, (9) Ascorbic Acid, (10) MeOH, (11) Other

Customer Sample ID	Matrix *	Comp / Grab	Composite Start Date	Composite Start Time	Collected or Composite End Date	Collected or Composite End Time	# Cont.	Residual Chlorine Result	Residual Chlorine Units	RAD 226/228	2540C Total Dissolved Solids	300.0-F-, SO4 2-, Cl-	*Appendix III, IV Metals	Additional Metals (Fe, Mg, Mn, K, Na)	2320B Alkalinity	4500S2D Sulfide Water				Sample Comment	Preservation non-conformance identified for sample.
BOW-BGWC-16	WG	G					8			X	X	X	X	X	X	X					
BOW-BGWC-17	WG	G					8			X	X	X	X	X	X	X					
BOW-BGWC-18	WG	G					8			X	X	X	X	X	X	X					
BOW-BGWC-19	WG	G					8			X	X	X	X	X	X	X					
BOW-BGWC-20	WG	G					8			X	X	X	X	X	X	X					
BOW-BGWC-21	WG	G					8			X	X	X	X	X	X	X					
BOW-BGWC-22	WG	G			2/10/26	0940	8			X	X	X	X	X	X	X				047	
BOW-BGWC-23	WG	G					8			X	X	X	X	X	X	X					
BOW-BGWC-24	WG	G					8			X	X	X	X	X	X	X					
BOW-BGWC-25	WG	G					8			X	X	X	X	X	X	X					

Lab Use Only: Proj. Mgr: Bonnie Vang; AcctNum / Client ID:; Table #:; Profile / Template: 16507; Prelog / Bottle Ord. ID: EZ 3355548

Additional Instructions from Pace®:

Task Code: BOW-CCR-ASSMT-2026S1
*Appendix III: Boron, Calcium, Chloride, Fluoride, Sulfate, TDS
*Appendix IV: Antimony, Arsenic, Barium, Beryllium, Cadmium, Chromium, Cobalt, Fluoride, Lead, Lithium, Mercury, Molybdenum, Selenium, Thallium, Combined Radium

Collected By: William Laaker, Jay Siewert, Natalie Piparo,
Printed Name: Shannon Northen, Ori Kimhi, Kyle Rhyne
Signature: EnSafe

Customer Remarks / Special Conditions / Possible Hazards:

Coolers: Thermometer ID: Correction Factor (°C): Obs. Temp. (°C): Corrected Temp. (°C): [ ] On Ice

Relinquished by/Company: (Signature)	Date/Time:	Received by/Company: (Signature)	Date/Time:
EnSafe	2/13/26 1101	William / Pace	2/13/26 1101
William / Pace	2/13/26 1430		2/13/26 1430

Tracking Number:

Delivered by: [ ] In-Person [ ] Courier [ ] FedEX [ ] UPS [ ] Other

Page: 2 of 5

Submitting a sample via this chain of custody constitutes acknowledgment and acceptance of the Pace® Terms and Conditions found at https://www.pacelabs.com/resource-library/resource/pace-terms-and-conditions/

ENV-FRM-CORQ-0019_v02_110123 ©

Data Validation Report

Geosyntec consultants

180A Market Place Boulevard
Knoxville, TN 37922
PH 865.330.0037
www.geosyntec.com

Memorandum

Date: 30 April 2026

To: Kristen Jurinko

From: Ashley Wilson

CC: K. Henderson

Subject: Stage 2A Data Validation - Level II Data Deliverables – Pace Analytical Services, LLC Project Numbers 92841933 and 92841936, Revision 3

SITE: Plant Bowen Ash Pond 1

INTRODUCTION

This report summarizes the findings of the Stage 2A data validation of thirty-five aqueous samples, four field duplicates, four equipment blanks and four field blanks collected 2-6 and 9-10 February 2026 as part of the Plant Bowen Ash Pond on-site sampling event.

The samples were analyzed at Pace Analytical Services, LLC, Mount Juliet, Tennessee, for the following analytical test:

- Lithium by United States (US) Environmental Protection Agency (EPA) Methods 3015/6020B

The samples were analyzed at Pace Analytical Services, LLC, Asheville, North Carolina, for the following analytical tests:

- Alkalinity by SM 2320B
- Total Dissolved Solids (TDS) by Standard Method (SM 2540C
- Sulfide by SM 4500-S2D
- Anions (Chloride, Fluoride and Sulfate) by US EPA Method 300.0

The samples were analyzed at Pace Analytical Services, LLC, West Columbia, South Carolina, for the following analytical tests:

- Metals by US EPA Methods 3005A/6020B
- Mercury by US EPA Method 7470A

The samples were analyzed at Pace Analytical Services, LLC, Greensburg, Pennsylvania, for the following analytical tests:

- Radium-226 by US EPA Method 9315

- Radium-228 by US EPA Method 9320
- Total Radium by Calculation

EXECUTIVE SUMMARY

Overall, based on this Stage 2A data validation covering the quality control (QC) parameters listed below and based on the information provided, the data as qualified are usable for supporting project objectives, with the following exceptions.

The non-detect results for samples BOW-BGWA-2, BOW-BGWC-24, BOW-BGWC-32, BOW-BGWC-35D, and BOW-BGWC-43D were R qualified as rejected due to holding time exceedance.

The qualified data that was not rejected should be used within the limitations of the qualifications.

The data were reviewed based on the pertinent methods referenced in the laboratory report, professional and technical judgment, and the following documents:

- United States (US) EPA Region IV Data Validation Standard Operating Procedures (US EPA Region IV, September 2011);
- USEPA National Functional Guidelines for Inorganic Superfund Methods Data Review, November 2020 (EPA 542-R-20-006); and
- American National Standard, Verification and Validation of Radiological Data for use in Waste Management and Environmental Remediation, February 15, 2012 (ANSI/ANS-41.5-2012).

The following samples were analyzed and reported in the laboratory reports:

Laboratory IDs		Client IDs
92841933001	92841936001	BOW-BGWC-24
92841933002	92841936002	BOW-AP1-FB-01
92841933003	92841936003	BOW-AP1-EB-01
92841933004	92841936004	BOW-BGWA-29
92841933005	92841936005	BOW-BGWA-47D
92841933006	92841936006	BOW-BGWA-48D
92841933007	92841936007	BOW-BGWC-7
92841933008	92841936008	BOW-BGWC-8
92841933009	92841936009	BOW-BGWC-9
92841933010	92841936010	BOW-BGWC-10
92841933011	92841936011	BOW-BGWC-12
92841933012	92841936012	BOW-BGWC-14A
92841933013	92841936013	BOW-BGWC-16
92841933014	92841936014	BOW-BGWC-17
92841933015	92841936015	BOW-BGWC-18

Laboratory IDs		Client IDs
92841933016	92841936016	BOW-BGWC-19
92841933017	92841936017	BOW-BGWC-20
92841933018	92841936018	BOW-BGWC-21
92841933019	92841936019	BOW-BGWC-25
92841933020	92841936020	BOW-BGWC-31
92841933021	92841936021	BOW-BGWC-34D
92841933022	92841936022	BOW-BGWC-36D
92841933023	92841936023	BOW-BGWC-40
92841933024	92841936024	BOW-BGWC-50D
92841933025	92841936025	BOW-BGWC-51
92841933026	92841936026	BOW-BGWC-52
92841933027	92841936027	BOW-BGWC-53D
92841933028	92841936028	BOW-PZ-7
92841933029	92841936029	BOW-AP1-FD-01
92841933030	92841936030	BOW-AP1-FD-02
92841933031	92841936031	BOW-AP1-FB-02

Laboratory IDs		Client IDs
92841933032	92841936032	BOW-AP1-FB-03
92841933033	92841936033	BOW-AP1-EB-02
92841933034	92841936034	BOW-AP1-EB-03
92841933035	92841936035	BOW-AP1-FD-03
92841933036	92841936036	BOW-BGWC-30
92841933037	92841936037	BOW-BGWC-38D
92841933038	92841936038	BOW-BGWC-49D
92841933039	92841936039	BOW-AP1-FB-04

Laboratory IDs		Client IDs
92841933040	92841936040	BOW-AP1-EB-04
92841933041	92841936041	BOW-BGWA-2
92841933042	92841936042	BOW-BGWC-23
92841933043	92841936043	BOW-BGWC-32
92841933044	92841936044	BOW-BGWC-35D
92841933045	92841936045	BOW-BGWC-43D
92841933046	92841936046	BOW-AP1-FD-04
92841933047	92841936047	BOW-BGWC-22

The samples were received within 0-6 degrees Celsius (ºC). No sample preservation issues were noted by the laboratory.

Revisions were made to laboratory report 92841936 as listed below:

- Revision 1 (03/05/2026): Report revised to add missing samples originally not included.
- Revision 2 (03/10/26): Report revised to update collected year to 2026.
- Revision 3 (04/21/2026): Report revised to add the correct QC sheets.

Field Blanks			
BOW-AP1-FB-01	**BOW-AP1-FB-02**	**BOW-AP1-FB-03**	**BOW-AP1-FB-04**
Samples taken between 02/02/2026-02/03/2026.	Samples taken on 02/04/2026.	Samples taken between 02/05/2026-02/06/2026.	Samples taken between 02/09/2026-02/10/2026.

Equipment Blanks			
BOW-AP1-EB-01	**BOW-AP1-EB-02**	**BOW-AP1-EB-03**	**BOW-AP1-EB-04**
LDPE Tubing	**Nitrile Glove**	**LDPE Tubing**	**Grab Plate**
BOW-BGWA-2	All samples	BOW-BGWA-2	BOW-BGWC-22
BOW-BGWC-22		BOW-BGWC-22	BOW-BGWC-23
BOW-BGWC-23		BOW-BGWC-23	BOW-BGWC-30
BOW-BGWC-24		BOW-BGWC-24	BOW-BGWC-35D
BOW-BGWC-30		BOW-BGWC-30	
BOW-BGWC-35D		BOW-BGWC-35D	
BOW-BGWC-38D		BOW-BGWC-38D	
BOW-BGWC-43D		BOW-BGWC-43D	
BOW-BGWC-49D		BOW-BGWC-49D	
BOW-BGWC-53D		BOW-BGWC-53D	
BOW-PZ-7		BOW-PZ-7	

1.0 METALS

The samples were analyzed for metals by US EPA methods 3015/6020B and 3005A/6020B. (Mercury was evaluated separately in Section 2.0, below).

The areas of data review are listed below. A leading check mark (✓) indicates an area of review in which the data were acceptable. A preceding crossed circle (⊗) signifies areas where issues were raised during the course of the validation review and should be considered to determine impact on data quality and usability.

⊗ Overall Assessment
✓ Holding Time
⊗ Method Blank
✓ Matrix Spike/Matrix Spike Duplicate
✓ Laboratory Control Sample
⊗ Field Blank
⊗ Equipment Blank
✓ Field Duplicate
✓ Sensitivity

1.1 Overall Assessment

1.1.1 Completeness

The metals data reported in this data set are considered usable for supporting project objectives. The results are considered valid; the analytical completeness defined as the ratio of the number of valid analytical results (valid analytical results include values qualified as estimated) to the total number of analytical results requested on samples submitted for this analysis, for this data set is 100%.

1.1.2 Analysis Anomaly

The continuing calibration verification (CCV) for calcium in batch 988592 associated with samples BOW-AP1-EB-01 and BOW-AP1-FB-01 was high and outside of laboratory specified acceptance criteria. Since calcium was not detected in samples BOW-AP1-EB-01 and BOW-AP1-FB-01, no qualifications were applied to the data.

The CCV for thallium in batch 989772 associated with the following samples was high and outside of laboratory specified acceptance criteria. Therefore, the concentration of thallium in BOW-BGWC-16 was J+ qualified as estimated with a high bias. However, the concentration was J qualified as estimated greater than the method detection limit (MDL) and less than the reporting limit (RL), the final qualification is J as estimated with no bias. Since thallium was nondetect in the remaining samples, no additional qualifications or bias were applied to the data.

Samples Associated with High CCV
BOW-BGWA-29
BOW-BGWA-47D
BOW-BGWA-48D
BOW-BGWC-10

Samples Associated with High CCV
BOW-BGWC-12
BOW-BGWC-16
BOW-BGWC-17
BOW-BGWC-18

Samples Associated with High CCV
BOW-BGWC-7
BOW-BGWC-8
BOW-BGWC-9

Sample ID	Compound	Laboratory Result (mg/L)	Laboratory Flag	Validation Result (mg/L)	Validation Qualifier*	Reason Code**
BOW-BGWC-16	Thallium	0.00023	J,CU	0.00023	J	CC2

mg/L-milligrams per liter
J-the result is less than the reporting limit, but greater than or equal to the method detection limit, and the concentration is an approximate value
CU-the continuing calibration for this analyte is above laboratory acceptance limits. Analyte was not detected above the reporting limit in the associated samples
* Validation qualifiers are defined in Attachment 1 at the end of this report
**Reason codes are defined in Attachment 2 at the end of this report

The laboratory flagged the following samples for the percent readback for the mid-level calibration standard for calcium was below laboratory acceptance limits. Therefore, the concentration of calcium in these samples were J- qualified as estimated with a low bias.

Sample ID	Compound	Laboratory Result (mg/L)	Laboratory Flag	Validation Result (mg/L)	Validation Qualifier	Reason Code
BOW-BGWA-29	Calcium	21.3	M1,2g	21.3	J	CC2
BOW-BGWA-47D	Calcium	118	2g	118	J	CC2
BOW-BGWA-48D	Calcium	41.3	2g	41.3	J	CC2
BOW-BGWC-10	Calcium	70.7	2g	70.7	J	CC2
BOW-BGWC-30	Calcium	72.6	2g	72.6	J	CC2
BOW-BGWC-38D	Calcium	193	2g	193	J	CC2
BOW-BGWC-49D	Calcium	216	2g	216	J	CC2
BOW-BGWC-7	Calcium	121	2g	121	J	CC2
BOW-BGWC-8	Calcium	43.2	2g	43.2	J	CC2
BOW-BGWC-9	Calcium	75.5	2g	75.5	J	CC2

mg/L-milligrams per liter
2g-The percent readback for the mid-level calibration standard was below laboratory acceptance limits. The result is reported since the continuing calibration verification standard has the same true value concentration as the midlevel standard, and the bracketing continuing calibration verification standards were within acceptance limits.
M1-Matrix spike recovery exceeded quality control limits. Batch accepted based on laboratory control sample recovery.

1.2 Holding Time

The holding time for the metals analysis of a preserved water sample is 180 days from sample collection to analysis. The holding times were met for the sample analyses.

1.3 Method Blank

Method blanks were analyzed at the proper frequency for the number and types of samples analyzed (one per batch of 20 samples). The metals were not detected in the method blanks at or above the MDLs, with the following exception.

Manganese [0.0023 milligrams per liter (mg/L)] was detected in the method blank in batch 989775 at an estimated concentration greater than the MDL and less than the RL. Therefore, the estimated concentration of manganese in sample BOW-BGWC-52 was U qualified as not detected at or above the RL. Since the remaining samples were either nondetect or detected at concentrations greater than five times the blank contamination, no qualifications were applied to those data.

Sample ID	Compound	Laboratory Result (mg/L)	Laboratory Flag	Validation Result (mg/L)	Validation Qualifier*	Reason Code**
BOW-BGWC-52	Manganese	0.0032	J,B	0.0050	U	BC1

mg/L-milligrams per liter
J-the result is less than the reporting limit, but greater than or equal to the method detection limit, and the concentration is an approximate value
B-analyte was detected in the associated method blank

1.4 Matrix Spike/Matrix Spike Duplicate

Matrix spike/matrix spike duplicate (MS/MSD) pairs were analyzed at the proper frequency for the number and types of samples analyzed (one per batch of 20 samples). Five sample set specific MS/MSD pairs were reported, using samples BOW-AP1-FD-02, BOW-BGWC-7, BOW-BGWA-29, BOW-BGWA-2, and BOW-AP1-FD-04. The recovery and relative percent difference (RPD) results were within the laboratory specified acceptance criteria, with the following exceptions.

The recoveries of calcium and magnesium in the MS/MSD pair using sample BOW-BGWA-29 were high and low, respectively, and outside of the laboratory specified acceptance criteria. Since the calcium and magnesium concentrations in sample BOW-BGWA-29 were greater than four times the spike concentrations, no qualifications were applied to the data.

One or both recoveries of calcium and magnesium in the MS/MSD pair using sample BOW-BGWA-2 were low and outside of the laboratory specified acceptance criteria. Since the calcium and magnesium concentrations in sample BOW-BGWA-2 were greater than four times the spike concentrations, no qualifications were applied to the data.

One or both recoveries of boron and calcium in the MS/MSD pair using sample BOW-AP1-FD-04 were low or high and outside of the laboratory specified acceptance criteria. Since the boron and calcium concentrations in sample BOW-AP1-FD-04 were greater than four times the spike concentrations, no qualifications were applied to the data.

Batch MS/MSD pairs were also reported. Since these were batch QC, the results do not affect the samples in this data set, and qualifications were not applied to the data.

1.5 Laboratory Control Sample

Laboratory control samples (LCSs) were analyzed at the proper frequency for the number and types of samples analyzed (one per batch of 20 samples). LCSs were reported with each batch. The recovery results were within the laboratory specified acceptance criteria.

1.6 Field Blank

Four field blanks BOW-AP1-FB-01, BOW-AP1-FB-02, BOW-AP1-FB-03, and BOW-AP1-FB-04 were collected with the sample set. Metals were not detected in the field blanks at or above the MDLs, with the following exceptions.

Lithium (0.000730 mg/L) was detected at an estimated concentration greater than the MDL and less than the RL in field blank BOW-AP1-FB-01. Therefore, the estimated concentrations of lithium in the associated samples were U qualified as not detected at or above the RL.

Chromium (0.00025 mg/L) was detected at an estimated concentration greater than the MDL and less than the RL in field blank BOW-AP1-FB-03. Therefore, the estimated concentrations of chromium in the associated samples were U qualified as not detected at or above the RL.

Sample ID	Compound	Laboratory Result (mg/L)	Laboratory Flag	Validation Result (mg/L)	Validation Qualifier	DQM Reason Code
BOW-AP1-EB-01	Lithium	0.000611	J	0.00200	U	BFL
BOW-AP1-FD-01	Lithium	0.000922	J	0.00200	U	BFL
BOW-BGWA-47D	Lithium	0.000732	J	0.00200	U	BFL
BOW-BGWC-12	Lithium	0.00181	J	0.00200	U	BFL
BOW-BGWC-50D	Lithium	0.00173	J	0.00200	U	BFL
BOW-BGWC-9	Lithium	0.00180	J	0.00200	U	BFL
BOW-AP1-EB-03	Chromium	0.00026	J	0.0050	U	BFL
BOW-AP1-FD-03	Chromium	0.00060	J	0.0050	U	BFL
BOW-BGWA-2	Chromium	0.00055	J	0.0050	U	BFL
BOW-BGWA-29	Chromium	0.00054	J	0.0050	U	BFL
BOW-BGWC-19	Chromium	0.00035	J	0.0050	U	BFL

Sample ID	Compound	Laboratory Result (mg/L)	Laboratory Flag	Validation Result (mg/L)	Validation Qualifier	DQM Reason Code
BOW-BGWC-23	Chromium	0.00042	J	0.0050	U	BFL
BOW-BGWC-32	Chromium	0.00053	J	0.0050	U	BFL
BOW-BGWC-36D	Chromium	0.00066	J	0.0050	U	BFL
BOW-BGWC-40	Chromium	0.00070	J	0.0050	U	BFL
BOW-BGWC-43D	Chromium	0.00025	J	0.0050	U	BFL
BOW-BGWC-51	Chromium	0.00051	J	0.0050	U	BFL
BOW-BGWC-52	Chromium	0.00044	J	0.0050	U	BFL

mg/L-milligrams per liter
J-the result is less than the reporting limit, but greater than or equal to the method detection limit, and the concentration is an approximate value

1.7 Equipment Blank

Four equipment blanks BOW-AP1-EB-01, BOW-AP1-EB-02, BOW-AP1-EB-03, and BOW-AP1-EB-04 were collected with the sample set. Metals were not detected in the equipment blanks at or above the MDLs, with the following exceptions.

Lithium (0.000611 mg/L) was detected at an estimated concentration greater than the MDL and less than the RL in field blank BOW-AP1-EB-01. Since the lithium concentration in BOW-AP1-EB-01 was previously qualified U qualified as nondetect due to field blank contamination, no additional qualifications were applied to the data.

Chromium (0.00026 mg/L) was detected at an estimated concentration greater than the MDL and less than the RL in field blank BOW-AP1-EB-03. Since the chromium concentration in BOW-AP1-EB-03 was previously U qualified as nondetect due to field blank contamination, no additional qualifications were applied to the data.

Lithium (0.000711 mg/L) was detected at an estimated concentration greater than the MDL and less than the RL in field blank BOW-AP1-EB-04. Therefore, the estimated concentration of lithium in associated sample BOW-BGWC-30 was U qualified as not detected at or above the RL.

Sample ID	Compound	Laboratory Result (mg/L)	Laboratory Flag	Validation Result (mg/L)	Validation Qualifier	DQM Reason Code
BOW-BGWC-30	Lithium	0.00199	J	0.00200	U	BEL

mg/L-milligrams per liter
J-the result is less than the reporting limit, but greater than or equal to the method detection limit, and the concentration is an approximate value

1.8 Field Duplicate

Four field duplicates BOW-AP1-FD-01, BOW-AP1-FD-02, BOW-AP1-FD-03, and BOW-AP1-FD-04 were collected with the sample set. Acceptable precision (RPD ≤ 20% or difference < RL) was demonstrated between the field duplicates and the original samples BOW-BGWA-47D, BOW-BGWC-21, BOW-BGWC-52, and BOW-BGWC-22, respectively, with the following exceptions.

Arsenic was detected in field duplicate BOW-AP1-FD-01 at an estimated concentration greater than the MDL and less than the RL and not detected in parent sample BOW-BGWA-47D, resulting in a noncalculable RPD result. Since the absolute difference between the parent sample and field duplicate were less than the RL, no qualifications were applied to the data.

Arsenic was not detected in field duplicate BOW-AP1-FD-04 and was detected in parent sample BOW-BGWC-22 at an estimated concentration greater than the MDL and less than the RL, resulting in a noncalculable RPD result. Since the absolute difference between the parent sample and field duplicate were less than the RL, no qualifications were applied to the data.

1.9 Sensitivity

The samples were reported to the MDLs. Elevated non-detect results were not reported.

2.0 MERCURY

The samples were analyzed for mercury by US EPA method 7470A.

The areas of data review are listed below. A leading check mark (✓) indicates an area of review in which the data were acceptable. A preceding crossed circle (⊗) signifies areas where issues were raised during the course of the validation review and should be considered to determine impact on data quality and usability.

- ✓ Overall Assessment
- ✓ Holding Time
- ✓ Method Blank
- ✓ Matrix Spike/Matrix Spike Duplicate
- ✓ Laboratory Control Sample
- ✓ Field Blank
- ✓ Equipment Blank
- ✓ Field Duplicate
- ✓ Sensitivity

2.1 Overall Assessment

The mercury data reported in this data set are considered usable for supporting project objectives. The analytical completeness defined as the ratio of the number of valid analytical results (valid analytical results include values qualified as estimated) to the total number of analytical results requested on samples submitted for this analysis, for this data set is 100%.

2.2 Holding Time

The holding time for the mercury analysis of a water sample is 28 days from sample collection to analysis. The holding times were met for the sample analyses.

2.3 Method Blank

Method blanks were analyzed at the proper frequency for the number and types of samples analyzed (one per batch of 20 samples). Mercury was not detected in the method blanks at or above the MDL.

2.4 Matrix Spike/Matrix Spike Duplicate

MS/MSD pairs were analyzed at the proper frequency for the number and types of samples analyzed (one per batch of 20 samples). Three sample set specific MS/MSD pairs were reported, using samples BOW-BGWC-12, BOW-BGWC-52, and BOW-BGWC-49D. The recovery and RPD results were within the laboratory specified acceptance criteria.

Batch MS/MSD pairs were also reported. Since these were batch QC, the results do not affect the samples in this data set, and qualifications were not applied to the data.

2.5 Laboratory Control Sample

LCSs were analyzed at the frequency for the number and types of samples analyzed (one per batch of 20 samples). LCSs were reported for each batch. The recovery results were within the laboratory specified acceptance criteria.

2.6 Field Blank

Four field blanks BOW-AP1-FB-01, BOW-AP1-FB-02, BOW-AP1-FB-03, and BOW-AP1-FB-04 were collected with the sample set. Mercury was not detected in the field blanks at or above the MDLs.

2.7 Equipment Blank

Four equipment blanks BOW-AP1-EB-01, BOW-AP1-EB-02, BOW-AP1-EB-03, and BOW-AP1-EB-04 were collected with the sample set. Mercury was not detected in the equipment blanks at or above the MDLs.

2.8 Field Duplicate

Four field duplicates BOW-AP1-FD-01, BOW-AP1-FD-02, BOW-AP1-FD-03, and BOW-AP1-FD-04 were collected with the sample set. Acceptable precision (RPD < 20% or difference < RL) was demonstrated between the field duplicates and the original samples BOW-BGWA-47D, BOW-BGWC-21, BOW-BGWC-52, and BOW-BGWC-22, respectively.

2.9 Sensitivity

The samples were reported to the MDL. Elevated non-detect results were not reported.

3.0 WET CHEMISTRY

The samples were analyzed for TDS by Standard Method 2540C, alkalinity by Standard Method 2320B, sulfide by Standard Method 4500-S2D and anions (chloride, fluoride, and sulfate) by US EPA method 300.0.

The areas of data review are listed below. A leading check mark (✓) indicates an area of review in which the data were acceptable. A preceding crossed circle (⊗) signifies areas where issues were raised during the course of the validation review and should be considered to determine impact on data quality and usability.

⊗ Overall Assessment
⊗ Holding Times
✓ Method Blank
⊗ Matrix Spike/Matrix Spike Duplicate
✓ Laboratory Control Sample
✓ Laboratory Duplicate
✓ Field Blank
✓ Equipment Blank
✓ Field Duplicate
✓ Sensitivity

3.1 Overall Assessment

3.1.1 Completeness

The wet chemistry data reported in this data set are considered usable for supporting project objectives, with the following exceptions.

The non-detect results for samples BOW-BGWA-2, BOW-BGWC-24, BOW-BGWC-32, BOW-BGWC-35D, and BOW-BGWC-43D were R qualified as rejected due to holding time exceedance.

The results are considered valid; the analytical completeness defined as the ratio of the number of valid analytical results (valid analytical results include values qualified as estimated) to the total number of analytical results requested on samples submitted for this analysis, for this data set is 98.5%.

3.1.2 Analysis Anomaly

The laboratory noted that samples analyzed for TDS in batch 990814 were evaporated in an oven at 104ºC instead of a drying oven at 180ºC as specified in the method. Therefore, the results in the associated samples were J qualified as estimated.

Sample ID	Compound	Laboratory Result (mg/L)	Laboratory Flag	Validation Result (mg/L)	Validation Qualifier	DQM Reason Code
BOW-BGWA-2	Total Dissolved Solids	243	1g	243	J	OT1
BOW-BGWC-23	Total Dissolved Solids	1160	1g	1160	J	OT1
BOW-BGWC-32	Total Dissolved Solids	850	1g	850	J	OT1
BOW-BGWC-35D	Total Dissolved Solids	2360	1g	2360	J	OT1
BOW-BGWC-43D	Total Dissolved Solids	1310	1g	1310	J	OT1

mg/L-milligrams per liter
1g-analysis conducted outside method specifications. Sample evaporated in 104°C oven instead of a drying oven.

3.2 Holding Times

The holding times for the wet chemistry parameters are listed below.

Analyte	Method	Holding Time
Anions (Chloride, Fluoride, and Sulfate)	US EPA Method 300	28 days from collection to analysis
Alkalinity (Total, Bicarbonate, and Carbonate)	SM 2320B	14 days from collection to analysis
Total Dissolved Solids	SM 2540C	7 days from collection to analysis

Analyte	Method	Holding Time
Sulfide	SM 4500-S2D	7 days from collection to analysis

The holding times were met for the sample analyses, with the following exception.

Sulfide was analyzed outside of the 7-day holding time for batches 990583 and 989822. Therefore, the nondetect results of sulfide in the associated samples were R qualified as rejected, and the detected concentration in sample BOW-BGWC-23 was J- qualified as estimated with a low bias.

Sample ID	Compound	Laboratory Result (mg/L)	Laboratory Flag	Validation Result (mg/L)	Validation Qualifier	DQM Reason Code
BOW-BGWA-2	Sulfide	0.022	U,H1	0.022	R	HT2
BOW-BGWC-23	Sulfide	1.2	H1	1.2	J-	HT2
BOW-BGWC-24	Sulfide	0.022	U,H1	0.022	R	HT2
BOW-BGWC-32	Sulfide	0.022	U,H1	0.022	R	HT2
BOW-BGWC-35D	Sulfide	0.022	U,H1	0.022	R	HT2
BOW-BGWC-43D	Sulfide	0.022	U,H1	0.022	R	HT2

mg/L-milligrams per liter
U-indicates the compound was analyzed for, but not detected
H1-analysis conducted outside the Environmental Protection Agency method holding time

3.3 Method Blank

Method blanks were analyzed at the proper frequency for the number and types of samples analyzed (one per batch of 20 samples). The wet chemistry parameters were not detected in the method blanks at or above the MDLs.

3.4 Matrix Spike/Matrix Spike Duplicate

MS/MSD pairs were analyzed at the proper frequency for the number and types of samples analyzed (one per batch of 20 samples).

One sample set specific MS/MSD pair was reported for total alkalinity using sample BOW-BGWC-20.

Sample set specific MS/MSD pairs were reported for sulfide using samples BOW-BGWC-30, BOW-BGWC-7, and BOW-PZ-7.

Sample set specific MS/MSD pair was reported for anions using samples BOW-AP1-FD-01, BOW-BGWA-29, BOW-BGWC-22, BOW-BGWC-25, BOW-BGWC-30, and BOW-BGWC-9.

The recovery and RPD results were within the laboratory specified acceptance criteria, with the following exceptions.

The recoveries of fluoride in the MS/MSD pair using sample BOW-BGWA-29 were low and outside the laboratory specified acceptance criteria. Therefore, the concentration of fluoride in sample BOW-BGWA-29 was J- qualified as estimated with a low bias.

The recoveries of sulfate in the MS/MSD pair using sample BOW-BGWC-9 were low and outside the laboratory specified acceptance criteria. Therefore, the concentration of sulfate in sample BOW-BGWC-9 was J- qualified as estimated with a low bias.

One or both recoveries of fluoride and sulfate in the MS/MSD pair using sample BOW-AP1-FD-01 were low and outside the laboratory specified acceptance criteria. Therefore, the concentrations of fluoride and sulfate in sample BOW-AP1-FD-01 was J- qualified as estimated with a low bias. Since the concentration of fluoride was J qualified as estimated greater than the MDL and less than the RL, the final qualification for fluoride in sample BOW-AP1-FD-01 was J qualified as estimated.

The recoveries of chloride in the MS/MSD pair using sample BOW-BGWC-30 were low and outside the laboratory specified acceptance criteria. Therefore, the concentration of chloride in sample BOW-BGWC-30 was J- qualified as estimated with a low bias.

The recoveries of chloride and sulfate in the MS/MSD pair using sample BOW-BGWC-22 were low and outside the laboratory specified acceptance criteria. Therefore, the concentrations of chloride and sulfate in sample BOW-BGWA-29 were J- qualified as estimated with a low bias.

Batch MS/MSD pairs were also reported for alkalinity, sulfide, and anions. Since these were batch QC there was no impact on the data and qualifications were not applied.

Sample ID	**Compound**	**Laboratory Result (mg/L)**	**Laboratory Flag**	**Validation Result (mg/L)**	**Validation Qualifier**	**DQM Reason Code**
BOW-AP1-FD-01	Fluoride	0.068	J,M1	0.068	J	MS1
BOW-AP1-FD-01	Sulfate	62.0	M1	62.0	J-	MS1
BOW-BGWA-29	Fluoride	0.23	M1	0.23	J-	MS1
BOW-BGWC-22	Chloride	131	M1	131	J-	MS1
BOW-BGWC-22	Sulfate	220	M1	220	J-	MS1
BOW-BGWC-9	Sulfate	98.4	M1	98.4	J-	MS1
BOW-BGWC-30	Chloride	76.8	M1	76.8	J-	MS1

mg/L-milligrams per liter
J-Estimated concentration at or above the adjusted method detection limit and below the adjusted reporting limit
M1-Laboratory flag indicating the matrix spike recovery exceeded laboratory specified acceptance criteria

3.5 Laboratory Control Sample

LCSs were analyzed at the proper frequency for the number and types of samples analyzed (one per batch of 20 samples). The recovery results were within the laboratory specified acceptance criteria.

3.6 Laboratory Duplicate

Sample set specific laboratory duplicates were reported for TDS using samples BOW-AP1-EB-01, BOW-AP1-FD-04, BOW-BGWA-2, BOW-BGWC-17, and BOW-BGWC-31. The RPD results were within the laboratory specified acceptance criteria.

Batch laboratory duplicates were also reported for TDS. Since these were batch QC, there was no impact on the data and qualifications were not applied.

3.7 Field Blank

Four field blanks BOW-AP1-FB-01, BOW-AP1-FB-02, BOW-AP1-FB-03, and BOW-AP1-FB-04 were collected with the sample set. The wet chemistry parameters were not detected in the field blanks at or above the MDLs.

3.8 Equipment Blank

Four equipment blanks BOW-AP1-EB-01, BOW-AP1-EB-02, BOW-AP1-EB-03, and BOW-AP1-EB-04 were collected with the sample set. The wet chemistry parameters were not detected in the equipment blanks at or above the MDLs.

3.9 Field Duplicate

Four field duplicates BOW-AP1-FD-01, BOW-AP1-FD-02, BOW-AP1-FD-03, and BOW-AP1-FD-04 were collected with the sample set. Acceptable precision (RPD < 20% or difference < RL) was demonstrated between the field duplicates and the original samples BOW-BGWA-47D, BOW-BGWC-21, BOW-BGWC-52, and BOW-BGWC-22, respectively, with the following exception.

Fluoride was detected at an estimated concentration greater than the MDL and less than the RL in field duplicate BOW-AP1-FD-02 and not detected in parent sample BOW-BGWC-21, resulting in noncalculable RPD results. Since the absolute difference between the parent sample and field duplicate was less than the RL, no qualifications were applied to the data.

3.10 Sensitivity

The samples were reported to the MDLs for anions and to the RLs for alkalinity and TDS. Elevated non-detect results were not reported.

4.0 RADIOCHEMISTRY

The samples were analyzed for radium-226 by US EPA method 9315, radium-228 by US EPA method 9320, and total radium by calculation.

The areas of data review are listed below. A leading check mark (✓) indicates an area of review in which the data were acceptable. A preceding crossed circle (⊗) signifies areas where issues were raised during the course of the validation review and should be considered to determine impact on data quality and usability.

⊗ Overall Assessment
✓ Holding Times
⊗ Method Blank
✓ Matrix Spike/Matrix Spike Duplicate
✓ Laboratory Control Sample
✓ Laboratory Duplicate
✓ Tracers and Carriers
⊗ Field Blank
⊗ Equipment Blank
✓ Field Duplicate
✓ Sensitivity

4.1 Overall Assessment

The radium-226 and radium-228 data reported in this data set are considered usable for supporting project objectives. The results are considered valid; the analytical completeness defined as the ratio of the number of valid analytical results (valid analytical results include values qualified as estimated) to the total number of analytical results requested on samples submitted for this analysis, for this data set is 100%.

4.1.1 Analysis Anomaly

Total radium was reported at the minimum detectable concentration (MDC), for radium-226 and radium-228. Radium-226 was detected greater than the MDC in samples BOW-BGWA-2, BOW-BGWA-47D, BOW-BGWA-48D, BOW-BGWC-10, BOW-BGWC-20, BOW-BGWC-50D, and BOW-BGWC-9. Since total radium is calculated from radium-226 and radium-228, and radium-226 was greater than the MDC, and based on professional and technical judgment, the total radium concentrations for these samples were reported with no qualifications.

Total radium was reported at the MDC, for radium-226 and radium-228. Radium-228 was detected greater than the MDC in samples BOW-AP1-EB-01, BOW-AP1-FB-03, BOW-BGWC-12, BOW-BGWC-23, and BOW-BGWC-36D. Since total radium is calculated from radium-226 and radium-228, and radium-226 was greater than the MDC, and based on professional and technical judgment, the total radium concentrations for these samples were reported with no qualifications.

Sample ID	Compound	Laboratory Result (pCi/L)	Laboratory Flag	Validation Result (pCi/L)	Validation Qualifier	Reason Code
BOW-AP1-EB-01	Combined Radium 226 + 228	1.37	U	1.37	NA	RO1
BOW-AP1-FB-03	Combined Radium 226 + 228	0.918	U	0.918	NA	RO1
BOW-BGWA-2	Combined Radium 226 + 228	1.24	U	1.24	NA	RO1
BOW-BGWA-47D	Combined Radium 226 + 228	1.06	U	1.06	NA	RO1
BOW-BGWA-48D	Combined Radium 226 + 228	1.05	U	1.05	NA	RO1
BOW-BGWC-10	Combined Radium 226 + 228	1.05	U	1.05	NA	RO1
BOW-BGWC-12	Combined Radium 226 + 228	0.825	U	0.825	NA	RO1
BOW-BGWC-20	Combined Radium 226 + 228	0.944	U	0.944	NA	RO1
BOW-BGWC-23	Combined Radium 226 + 228	1.33	U	1.33	NA	RO1
BOW-BGWC-36D	Combined Radium 226 + 228	1.08	U	1.08	NA	RO1
BOW-BGWC-50D	Combined Radium 226 + 228	0.969	U	0.969	NA	RO1
BOW-BGWC-9	Combined Radium 226 + 228	0.765	U	0.765	NA	RO1

pCi/L-picocuries per liter
U-not detected at or above the minimum detectable concentration
NA-not applicable

4.2 Holding Times

The holding times for the radium-226 and radium-228 analyses of a water sample are 180 days from sample collection to analysis. The holding times were met for the sample analyses.

4.3 Method Blank

Method blanks were analyzed at the proper frequency for the number and types of samples analyzed (one per batch of 20 samples). Method blanks were reported for the radium-226 and

radium-228 data. Radium-226 and radium-228 were not detected in the method blanks at or above the measured 2σ uncertainty or the MDC, with the following exceptions.

Radium-228 [0.701 picocuries per liter (pCi/L)] was detected in the method blank in batch 799530 at a concentration greater than the measured 2σ uncertainty. Therefore, the radium-228 concentrations with a mean difference greater than 2 and a concentration less than ten times the method blank concentration for radium-228 in the associated samples were J qualified as estimated and the radium concentrations with a mean difference less than 2 in the associated sample was UJ qualified as not statistically distinguishable from the blank. In addition, the combined radium 226 + 228 concentration for sample BOW-BGWC-14A and BOW-BGWC-31 were J qualified as estimated and the combined radium 226 + 228 concentrations for samples BOW-BGWC-12, BOW-BGWC-16, and BOW-BGWC-36D were UJ qualified as not statistically distinguishable from the blank.

Radium-228 (0.737 pCi/L) was detected in the method blank in batch 799531 at a concentration greater than the MDC. Therefore, the radium-228 concentration with a mean difference less than 2 and a concentration less than ten times the method blank concentration for radium-228 in the associated sample was UJ qualified as not statistically distinguishable from the blank. In addition, the combined radium 226 + 228 concentration for sample BOW-AP1-FB-03 was UJ qualified as estimated as not statistically distinguishable from the blank.

Sample ID	Compound	Laboratory Result (pCi/L)	Laboratory Flag	Validation Result (pCi/L)	Validation Qualifier	Reason Code
BOW-BGWC-12	Radium-228	0.814	NA	0.814	UJ	BC1
BOW-BGWC-12	Combined Radium 226 + 228	0.825	U	0.825	UJ	BC1
BOW-BGWC-14A	Radium-228	1.66	NA	1.66	J	BC1
BOW-BGWC-14A	Combined Radium 226 + 228	1.66	NA	1.66	J	BC1
BOW-BGWC-16	Radium-228	1.45	NA	1.45	UJ	BC1
BOW-BGWC-16	Combined Radium 226 + 228	1.56	NA	1.56	UJ	BC1
BOW-BGWC-31	Radium-228	1.04	NA	1.04	UJ	BC1
BOW-BGWC-31	Combined Radium 226 + 228	1.63	NA	1.63	J	BC1
BOW-BGWC-36D	Radium-228	0.817	NA	0.817	UJ	BC1
BOW-BGWC-36D	Combined Radium 226 + 228	1.08	U	1.08	UJ	BC1
BOW-AP1-FB-03	Radium-228	0.918	NA	0.918	UJ	BC1

Sample ID	Compound	Laboratory Result (pCi/L)	Laboratory Flag	Validation Result (pCi/L)	Validation Qualifier	Reason Code
BOW-AP1-FB-03	Combined Radium 226 + 228	0.918	U	0.918	UJ	BC1

pCi/L-picocuries per liter
NA-not applicable

4.4 Matrix Spike/Matrix Spike Duplicate

MS/MSD pairs were not reported with data.

4.5 Laboratory Control Sample

LCSs were analyzed at the proper frequency for the number and types of samples analyzed (one per batch of 20 samples). LCS/laboratory controls sample duplicate (LCSD) pairs were reported for radium-226 and radium-228. The recovery and replicate error ratio (RER) [2 sigma (2σ)] results were within the laboratory specified acceptance criteria.

4.6 Laboratory Duplicate

Two sample set specific laboratory duplicates were reported with the sample set using samples BOW-BGWC-7 and BOW-BGWC-53D. The RPDs were within laboratory specified acceptance criteria.

Batch laboratory duplicates were also reported with the sample set. Since these are batch QC, no qualifications were applied to the data.

4.7 Tracers and Carriers

Carriers were reported for the radium-226 and radium-228 analyses, and a tracer was reported for the radium-228 analyses. The recovery results were within the laboratory specified acceptance criteria.

4.8 Field Blank

Four field blanks BOW-AP1-FB-01, BOW-AP1-FB-02, BOW-AP1-FB-03 and BOW-AP1-FB-04 were collected with the sample set and analyzed for radium-226 and radium-228. Radium-226 and radium-228 were not detected in the field blanks at or above the measured 2σ uncertainty or the MDC, with the following exceptions.

Radium-228 (0.731 pCi/L) was detected in the BOW-AP1-FB-02 at a concentration greater than the measured 2σ uncertainty. Since the radium-228 results for the associated samples greater than the MDC were either J qualified as estimated or UJ qualified as not statistically distinguishable

from the blank due to method blank due to statistically positive method blank result, no additional qualifications were applied to the data.

Radium-228 (0.918 pCi/L) was detected in BOW-AP1-FB-03 at a concentration greater than the MDC. Therefore, the radium-228 concentrations with a mean difference greater than 2 and a concentration less than ten times the field blank concentration in the associated samples were J qualified as estimated and the radium concentrations with a mean difference less than 2 in the associated sample was UJ qualified as not statistically distinguishable from the blank. In addition, the combined radium 226 + 228 concentration for sample BOW-BGWC-23 was UJ qualified as not statistically distinguishable from the blank. Since the radium-228 results for the other associated samples greater than the MDC were UJ qualified as not statistically distinguishable from the blank due to method blank due to statistically positive method blank result, no additional qualifications were applied to those data.

Radium-228 (0.404 pCi/L) was detected in the BOW-AP1-FB-04 at a concentration greater than the measured 2σ uncertainty. Therefore, the radium-228 concentrations with a mean difference greater than 2 and a concentration less than ten times the field blank concentration in the associated sample was J qualified as estimated and the radium concentration with a mean difference less than 2 in the associated sample was UJ qualified as not statistically distinguishable from the blank. In addition, the combined radium 226 + 228 concentration for samples BOW-BGWC-38D and BOW-BGWC-49D were J qualified as estimated.

Sample ID	Compound	Laboratory Result (pCi/L)	Laboratory Flag	Validation Result (pCi/L)	Validation Qualifier	Reason Code
BOW-BGWC-23	Radium-228	1.11	NA	1.11	UJ	BFH
BOW-BGWC-23	Combined Radium 226 + 228	1.33	U	1.33	UJ	RO1|BFH
BOW-BGWC-38D	Radium-228	0.854	NA	0.854	UJ	BFH
BOW-BGWC-38D	Combined Radium 226 + 228	1.87	NA	1.87	J	BFH
BOW-BGWC-49D	Radium-228	2.08	NA	2.08	J	BFH
BOW-BGWC-49D	Combined Radium 226 + 228	3.63	NA	3.63	J	BFH

pCi/L-picocuries per liter
U-not detected at or above the minimum detectable concentration
NA-not applicable

4.9 Equipment Blank

Four equipment blanks BOW-AP1-EB-01, BOW-AP1-EB-02, BOW-AP1-EB-03, and BOW-AP1-EB-04 were collected with the sample set and analyzed for radium-226 and radium-228.

Radium-226 and Radium-228 were not detected in the equipment blanks at or above the measured 2σ uncertainty or the MDC, with the following exceptions.

Radium-228 (1.27 pCi/L) was detected in equipment blank, BOW-AP1-EB-01, at a concentration greater than the MDC. Since the radium-228 result for the associated sample greater than the MDC was UJ qualified as not statistically distinguishable from the blank due to statistically positive field blank result, no additional qualifications were applied to the data.

Radium-226 (0.249 pCi/L) was detected in the BOW-AP1-EB-03 at a concentration greater than the measured 2σ uncertainty. Therefore, the radium-228 concentrations with a mean difference greater than 2 and a concentration less than ten times the blank concentration for radium-228 in the associated samples were J qualified as estimated and the radium concentrations with a mean difference less than 2 in the associated sample was UJ qualified as not statistically distinguishable from the blank. In addition, the combined radium 226 + 228 concentration for samples BOW-BGWC-35D, BOW-BGWC-24, BOW-BGWC-38D, and BOW-BGWC-49D was J qualified as estimated and the combined radium 226 + 228 concentration for sample BOW-BGWA-2 was UJ qualified as not statistically distinguishable from the blank.

Radium-228 (0.552 pCi/L) was detected in equipment blank, BOW-AP1-EB-03, at a concentration greater than the measured 2σ uncertainty. Since the radium-228 result for the associated sample greater than the MDC was UJ qualified as not statistically distinguishable from the blank due to statistically positive method blank result, no additional qualifications were applied to the data.

Radium-228 (0.649 pCi/L) was detected in equipment blank, BOW-AP1-EB-04, at a concentration greater than the measured 2σ uncertainty. Since the associated samples were either nondetect or previously UJ qualified as not statistically distinguishable from the blank due to statistically positive field blank result, no additional qualifications were applied to the data.

Sample ID	**Compound**	**Laboratory Result (pCi/L)**	**Laboratory Flag**	**Validation Result (pCi/L)**	**Validation Qualifier**	**Reason Code**
BOW-BGWA-2	Radium-226	0.589	NA	0.589	UJ	BEH
BOW-BGWA-2	Combined Radium 226 + 228	1.24	U	1.24	UJ	RO1|BEH
BOW-BGWC-35D	Radium-226	1.27	NA	1.27	J	BEH
BOW-BGWC-35D	Combined Radium 226 + 228	2.17	NA	2.17	J	BEH
BOW-BGWC-24	Radium-226	1.07	NA	1.07	J	BEH
BOW-BGWC-24	Combined Radium 226 + 228	1.91	NA	1.91	J	BEH
BOW-BGWC-38D	Radium-226	1.02	NA	1.02	J	BEH
BOW-BGWC-38D	Combined Radium 226 + 228	1.87	NA	1.87	J	BFH|BEH

Sample ID	Compound	Laboratory Result (pCi/L)	Laboratory Flag	Validation Result (pCi/L)	Validation Qualifier	Reason Code
BOW-BGWC-49D	Radium-226	1.55	NA	1.55	J	BEH
BOW-BGWC-49D	Combined Radium 226 + 228	3.63	NA	3.63	J	BFH|BEH

pCi/L-picocuries per liter
U-not detected at or above the minimum detectable concentration
NA-not applicable

4.10 Field Duplicate

Four field duplicates BOW-AP1-FD-01, BOW-AP1-FD-02, BOW-AP1-FD-03, and BOW-AP1-FD-04 were collected with the sample set. Acceptable precision [mean difference (MD) ≤ 3, RPD < 20% or difference < RL] was demonstrated between the field duplicates and the original samples BOW-BGWA-47D, BOW-BGWC-21, BOW-BGWC-52, and BOW-BGWC-22, respectively.

4.11 Sensitivity

The samples were reported to the MDCs. No elevated non-detect results were reported.

---

* * * * *

ATTACHMENT 1
DATA VALIDATION QUALIFIER DEFINITIONS AND INTERPRETATION KEY
Assigned by Geosyntec's Data Validation Team

DATA QUALIFIER DEFINITIONS

U The analyte was analyzed for, but was not detected at or above the reported sample quantitation limit. Upon application of the U qualifier to a reported result, the definition changes to "not detected at or above the reported result."

J The analyte was positively identified; the associated numerical value is the approximate concentration of the analyte in the sample.

J+ The analyte was positively identified; however, the associated numerical value is likely to be higher than the concentration of the analyte in the sample due to positive bias of associated QC or calibration data or attributable to matrix interference.

J- The analyte was positively identified; however, the associated numerical value is likely to be lower than the concentration of the analyte in the sample due to negative bias of associated QC or calibration data or attributable to matrix interference.

UJ The analyte was not detected at or above the reported sample quantitation limit. However, the reported quantitation limit is approximate and may or may not represent the actual limit of quantitation necessary to accurately and precisely measure the analyte in the sample.

R The sample results are rejected due to serious deficiencies in the ability to analyze the sample and meet quality control criteria. The presence or absence of the analyte cannot be verified.

ATTACHMENT 2
DATA VALIDATION REASON CODES
Assigned by Geosyntec's Data Validation Team

DQM Reason Code	Description
AB1	> Samples in batch
AB2	QC sample missing
AB3	Batch analysis time exceeded
BAH	Contamination detected in the Ambient Blank greater than or equal to the Quantitation Limit.
BAL	Contamination detected in the Ambient Blank less than the Quantitation Limit.
BC	Calibration blank contamination
BC1	assoc. result < RL
BC2	assoc. result > RL < mult.
BC3	assoc. result > RL > mult.
BEH	Contamination detected in the Equipment Blank greater than or equal to the Quantitation Limit.
BEL	Contamination detected in the Equipment Blank less than the Quantitation Limit.
BF	Field blank contamination
BF1	assoc. result < RL
BF2	assoc. result > RL < mult.
BF3	assoc. result > RL > mult.
BFH	Contamination detected in the Field Blank greater than or equal to the Quantitation Limit.
BFL	Contamination detected in the Field Blank less than the Quantitation Limit.
BL	Laboratory blank contamination
BL1	assoc. result < RL
BL2	assoc. result > RL < mult.
BL3	assoc. result > RL > mult.
BLH	Contamination detected in the Lab Blank greater than or equal to the Quantitation Limit.
BLL	Contamination detected in the Lab Blank less than the Quantitation Limit.
BT	Trip blank contamination
BT1	assoc. result < RL
BT2	assoc. result > RL < mult.
BT3	assoc. result > RL > mult.
BTH	Contamination detected in the Trip Blank greater than or equal to the Quantitation Limit.
BTL	Contamination detected in the Trip Blank less than the Quantitation Limit.
CA1	Column difference
CC1	CCV %D
CC2	CCV %R
CC3	CCV RRF
CI1	IC RSD
CI2	IC RRF
CR1	Calibration range
CV1	ICV or CCV %D
CV2	ICV or CCV %R

DQM Reason Code	Description
CV3	ICV CCV RRF
DF1	Dilution Factor > 1
DL	Dilution Factor > 1
DVT1	The Dissolved Result > Total Result and the absolute difference > the AD_MULTIPLIER_CL * Detection Limit
DVT2	The Dissolved Result > Total Result and the absolute difference > AD_MULTIPLIER_UCO * Detection Limit
DVT3	The Dissolved Result > Total Result and the relative percent difference (RPD) > RPD_CL
DVT4	The Dissolved Result > Total Result and the relative percent difference (RPD) > RPD_UCO
ER1	MDL=<RESULT<RL (INORGANIC)
ER2	MDL=<RESULT<RL (ORGANIC)
FBC1	BLANK CONTAMINATION
FBC2	RESULT < BLANK * MULTIPLIER
FBC3	RESULT > BLANK * MULTIPLIER
FD1	Field duplicate RPD
FD2	Field duplicate abs. diff.
GHT1	GROSS_QUALIFIER_HIT
GHT2	GROSS_QUALIFIER_NON_DETECT
HP1	Hydrocarbon pattern
HT1	Holding time samp. to preservation
HT2	Holding time samp. to analysis
HT3	Holding time gros. samp. to pres.
HT4	Holding time gros. samp. to analysis
IS1	Internal standard
LBC1	BLANK CONTAMINATION
LBC2	RESULT < BLANK * MULTIPLIER
LBC3	RESULT > BLANK * MULTIPLIER
LD1	Lab duplicate RPD
LD2	Lab duplicate abs. diff.
LS1	LS %R
LS2	LS RPD
MS1	MS %R
MS2	MS RPD
MS3	Parent >4x spike
MS4	Spike diluted out
NP1	Non-Preferred Result
NR1	NUMERIC RESULTS

DQM Reason Code	Description
OT1	Other quality issue
PS1	BETWEEN CONTROL AND WARNING LIMITS
PS2	INVALID
PS3	LESS THAN LOWER CONTROL LIMIT
PS4	LESS THAN LOWER WARNING LIMIT
PT1	The preservative for this test id does not match the required preservative in RT_HOLDING_TIME.
RDL1	EXCEEDS REQUIRED DETECTION LIMIT
RL1	ND > project limit
RO1	Other rad. issue
RPD1	LCS/LCSD
RPD2	LCS/LCSD_NON_DETECT
RPD3	MS/MSD
RPD4	MS/MSD_NON_DETECT
RPD5	Orig/Dup
RPD6	Orig/Dup_NON_DETECT
RPDF1	FIELD DUPLICATE
RPDF2	FIELD DUPLICATE NON_DETECT
RQ1	Rad. quantitation issue
RR1	Repeated result same method
RR2	Repeated result diff. method
RSD1	RSD exceeds CL for LCS sample
RSD2	RSD exceeds CL for MS sample
RSD3	RSD exceeds CL for Lab sample
RSD4	RSD exceeds CL for Field sample
RY1	Tracer or carrier
SD1	Serial dilution
SO1	High moisture
SO2	Wet weight
SP1	Preservation, temp
SP2	Preservation, pH
SP3	Preservation, headspace
SPR1	BLANK SPIKE > UCL
SPR10	EarthSoft.DQM.SpikeRecovery2
SPR11	EarthSoft.DQM.SpikeRecovery2
SPR12	EarthSoft.DQM.SpikeRecovery2
SPR2	INORGANIC SPIKE > UCL
SPR3	ORGANIC SPIKE > UCL
SPR4	LCL > BLANK > LOW_CUTOFF

DQM Reason Code	Description
SPR5	LCL > INORG > LOW_CUTOFF
SPR6	LCL > ORG > LOW_CUTOFF
SPR7	BLANK SPIKE < LOW_CUTOFF
SPR8	INORGANIC SPIKE < LOW_CUTOFF
SPR9	ORGANIC SPIKE < LOW_CUTOFF
SU	Surrogate outlier
SU1	Surrogate
SU2	Surrogate diluted out
SURR1	ASSO. DETECTS OF LCL > REC > LOW_CUTOFF
SURR10	EarthSoft.DQM.SurrogateRecovery
SURR11	EarthSoft.DQM.SurrogateRecovery
SURR12	EarthSoft.DQM.SurrogateRecovery
SURR2	ASSO. DETECTS OF REC < LOW_CUTOFF
SURR3	ASSO. DETECTS OF REC > UCL
SURR4	ASSO. NDS OF LCL > REC > LOW_CUTOFF
SURR5	ASSO. NDS OF REC < LOW_CUTOFF
SURR6	ASSO. NDS OF REC > UCL
SURR7	LCL > REC > LOW_CUTOFF
SURR8	REC < LOW_CUTOFF
SURR9	REC > UCL
TBC1	BLANK CONTAMINATION
TBC2	RESULT < BLANK * MULTIPLIER
TBC3	RESULT > BLANK * MULTIPLIER
TR	Trace Detection
TR1	Trace detection
TRA1	Tracer is outside of UCL or LCL
TRA2	Associated result of a tracer less than the LCL
TRA3	Associated detect result of a tracer greater than the UCL
VC1	Canister vacuum
VC2	Canister contamination
VSU1	INVALID SAMPLE UNIT TYPE
VSU2	MISSING SAMPLE UNIT TYPE
VSU3	NON-DEFAULT RESULT UNIT

AD-Absolute Difference
CCV-Continuous Calibration Verification
CL-Control Limit
%D-Percent Difference
IC-Initial Calibration
ICV-Initial Calibration Verification
INORG-Inorganic
LCL-Lower Control Limit
LCS-Laboratory Control Spike
LCSD-Laboratory Control Spike Duplicate
LS-Laboratory Spike
MDL-Method Detection Limit
MS-Matrix Spike
MSD-Matrix Spike Duplicate
ND-Not Detected
ORG-Organic
QC-Quality Control
%R-Percent Recovery
REC-Recovery
RL-Reporting Limit
RPD-Relative Percent Difference
RRF-Relative Response Factor
RSD-Relative Standard Deviation
UCL-Upper Control Limit
UCO-Upper Cut Off

Field Sampling Forms

Low-Flow Test Report:

Test Date / Time: 2/2/2026 2:43:36 PM
Project: Plant Bowen AP February 2026
Operator Name: Jay Siewert

Location Name: BGWC-24 **Well Diameter: 2 in** **Casing Type: PVC** **Screen Length: 10 ft** **Top of Screen: 56.11 ft** **Total Depth: 66.11 ft** **Initial Depth to Water: 18.69 ft**	**Pump Type: Geotech Peristaltic** **Tubing Type: LDPE** **Pump Intake From TOC: 61.11 ft** **Estimated Total Volume Pumped: 3900 ml** **Flow Cell Volume: 90 ml** **Final Flow Rate: 100 ml/min** **Final Draw Down: 4.56 ft**	**Instrument Used: Aqua TROLL 400** **Serial Number: 850735**

Test Notes:
Pre-purged 5 L

Low-Flow Readings:

Date Time	Elapsed Time	pH	Temperature	Specific Conductivity	RDO Concentration	Turbidity	ORP	Depth to Water	Salinity	Flow
		+/- 0.1	+/- 5	+/- 5 %	+/- 10 %	+/- 5	+/- 10	+/- 0.3	+/- 10	
2/2/2026 2:43 PM	00:00	6.649 pH	17.50 °C	2,249 µS/cm	0.840 mg/L	1.030 NTU	130.5 mV	22.40 ft	1.164 PSU	120.0 ml/min
2/2/2026 2:48 PM	05:00	6.648 pH	17.59 °C	2,252 µS/cm	0.814 mg/L	0.780 NTU	151.1 mV	22.56 ft	1.166 PSU	120.0 ml/min
2/2/2026 2:53 PM	10:00	6.659 pH	17.75 °C	2,257 µS/cm	0.796 mg/L	0.510 NTU	108.5 mV	22.74 ft	1.169 PSU	120.0 ml/min
2/2/2026 2:58 PM	15:00	6.665 pH	17.54 °C	2,245 µS/cm	0.783 mg/L	0.370 NTU	103.7 mV	22.94 ft	1.162 PSU	120.0 ml/min
2/2/2026 3:03 PM	20:00	6.675 pH	17.20 °C	2,242 µS/cm	0.787 mg/L	0.800 NTU	100.1 mV	23.04 ft	1.160 PSU	100.0 ml/min
2/2/2026 3:08 PM	25:00	6.670 pH	17.36 °C	2,252 µS/cm	0.794 mg/L	0.370 NTU	110.0 mV	23.11 ft	1.166 PSU	100.0 ml/min
2/2/2026 3:13 PM	30:00	6.695 pH	16.46 °C	2,242 µS/cm	0.777 mg/L	0.380 NTU	110.3 mV	23.18 ft	1.159 PSU	100.0 ml/min
2/2/2026 3:18 PM	35:00	6.687 pH	15.75 °C	2,272 µS/cm	0.776 mg/L	0.370 NTU	115.2 mV	23.25 ft	1.174 PSU	100.0 ml/min

Samples

Sample ID:	Description:
BGWC-24	Metals, Inorganics, Alkalinity, TDS, Sulfide, Radium

Low-Flow Test Report:

Test Date / Time: 2/3/2026 11:14:06 AM
Project: Plant Bowen AP February 2026
Operator Name: Kyle Rhyne

Location Name: BGWA-47D **Well Diameter: 2 in** **Casing Type: PVC** **Screen Length: 10 ft** **Top of Screen: 144.96 ft** **Total Depth: 154.96 ft** **Initial Depth to Water: 61.03 ft**	**Pump Type: QED Dedicated** **Tubing Type: LDPE** **Pump Intake From TOC: 149.96 ft** **Estimated Total Volume Pumped: 4725 ml** **Flow Cell Volume: 90 ml** **Final Flow Rate: 105 ml/min** **Final Draw Down: 0.01 ft**	**Instrument Used: Aqua TROLL 400** **Serial Number: 843593**

Test Notes:
Pre-purged 5L.

Low-Flow Readings:

Date Time	Elapsed Time	pH	Temperature	Specific Conductivity	RDO Concentration	Turbidity	ORP	Depth to Water	Flow
		+/- 0.1	+/- 5	+/- 5 %	+/- 10 %	+/- 5	+/- 10	+/- 0.3	
2/3/2026 11:14 AM	00:00	6.899 pH	14.57 °C	529.6 µS/cm	0.794 mg/L	18.00 NTU	84.8 mV	61.04 ft	105.0 ml/min
2/3/2026 11:19 AM	05:00	6.903 pH	12.35 °C	560.1 µS/cm	0.881 mg/L	13.40 NTU	91.5 mV	61.04 ft	105.0 ml/min
2/3/2026 11:24 AM	10:00	6.907 pH	12.40 °C	561.0 µS/cm	0.875 mg/L	11.40 NTU	71.0 mV	61.04 ft	105.0 ml/min
2/3/2026 11:29 AM	15:00	6.911 pH	12.59 °C	552.2 µS/cm	0.852 mg/L	9.240 NTU	70.0 mV	61.03 ft	105.0 ml/min
2/3/2026 11:34 AM	20:00	6.912 pH	12.80 °C	546.2 µS/cm	0.837 mg/L	7.770 NTU	67.2 mV	61.04 ft	105.0 ml/min
2/3/2026 11:39 AM	25:00	6.911 pH	12.39 °C	557.3 µS/cm	0.852 mg/L	6.560 NTU	67.9 mV	61.04 ft	105.0 ml/min
2/3/2026 11:44 AM	30:00	6.908 pH	12.92 °C	549.2 µS/cm	0.835 mg/L	5.530 NTU	67.6 mV	61.04 ft	105.0 ml/min
2/3/2026 11:49 AM	35:00	6.905 pH	12.90 °C	552.1 µS/cm	0.832 mg/L	4.860 NTU	67.0 mV	61.04 ft	105.0 ml/min
2/3/2026 11:54 AM	40:00	6.906 pH	12.77 °C	553.8 µS/cm	0.832 mg/L	4.440 NTU	66.4 mV	61.04 ft	105.0 ml/min
2/3/2026 11:59 AM	45:00	6.902 pH	12.91 °C	555.1 µS/cm	0.829 mg/L	3.680 NTU	66.3 mV	61.04 ft	105.0 ml/min

Samples

Sample ID:	Description:
BGWA-47D	Metals, Inorganics, Alkalinity, TDS, Sulfide, Radium
FD-01	Metals, Inorganics, TDS, Radium

Created using VuSitu from In-Situ, Inc.

Low-Flow Test Report:

Test Date / Time: 2/3/2026 12:59:12 PM
Project: Plant Bowen AP February 2026
Operator Name: Ori Kimhi

Location Name: BGWC-8 **Latitude: 34.1339650497307** **Longitude: -84.92562598308805** **Well Diameter: 2 in** **Casing Type: PVC** **Screen Length: 10 ft** **Top of Screen: 69.73 ft** **Total Depth: 79.73 ft** **Initial Depth to Water: 46.74 ft**	**Pump Type: QED Dedicated** **Tubing Type: LDPE** **Pump Intake From TOC: 74.73 ft** **Estimated Total Volume Pumped: 2400 ml** **Flow Cell Volume: 90 ml** **Final Flow Rate: 120 ml/min** **Final Draw Down: 0.01 ft**	**Instrument Used: Aqua TROLL 400** **Serial Number: 850735**

Test Notes:
Prepurged 1 L

Low-Flow Readings:

Date Time	Elapsed Time	pH	Temperature	Specific Conductivity	RDO Concentration	Turbidity	ORP	Depth to Water	Flow
		+/- 0.1	+/- 0.5	+/- 3 %	+/- 0.3	+/- 10	+/- 10	+/- 5	
2/3/2026 12:59 PM	00:00	7.466 pH	21.03 °C	407.5 µS/cm	6.802 mg/L	2.890 NTU	44.9 mV	46.75 ft	120.0 ml/min
2/3/2026 1:04 PM	05:00	7.440 pH	17.84 °C	411.2 µS/cm	5.316 mg/L	3.910 NTU	35.5 mV	46.75 ft	120.0 ml/min
2/3/2026 1:09 PM	10:00	7.459 pH	17.72 °C	410.8 µS/cm	5.252 mg/L	4.050 NTU	34.4 mV	46.75 ft	120.0 ml/min
2/3/2026 1:14 PM	15:00	7.463 pH	17.72 °C	410.1 µS/cm	5.191 mg/L	3.330 NTU	34.7 mV	46.75 ft	120.0 ml/min
2/3/2026 1:19 PM	20:00	7.466 pH	17.65 °C	410.2 µS/cm	5.144 mg/L	1.980 NTU	35.2 mV	46.75 ft	120.0 ml/min

Samples

Sample ID:	Description:
BGWC-8	Metals, Inorganics, Alkalinity, TDS, Sulfide, Radium

Low-Flow Test Report:

Test Date / Time: 2/3/2026 2:22:34 PM
Project: Plant Bowen AP February 2026
Operator Name: Shannon Northen

Location Name: BGWC-50D **Well Diameter: 2 in** **Casing Type: PVC** **Screen Length: 10 ft** **Top of Screen: 177.28 ft** **Total Depth: 187.28 ft** **Initial Depth to Water: 49.4 ft**	**Pump Type: QED Dedicated** **Tubing Type: LPDE** **Pump Intake From TOC: 182.28 ft** **Estimated Total Volume Pumped: 4700 ml** **Flow Cell Volume: 90 ml** **Final Flow Rate: 115 ml/min** **Final Draw Down: 1.88 ft**	**Instrument Used: Aqua TROLL 400** **Serial Number: 1202788**

Test Notes:
Pre-purged 3L

Low-Flow Readings:

Date Time	Elapsed Time	pH	Temperature	Specific Conductivity	RDO Concentration	Turbidity	ORP	Depth to Water	Salinity	Flow
		+/- 0.1	+/- 100	+/- 5 %	+/- 10 %	+/- 10	+/- 10	+/- 0.3	+/- 10	
2/3/2026 2:22 PM	00:00	7.187 pH	17.97 °C	1,105 µS/cm	0.335 mg/L	0.810 NTU	-103.8 mV	51.22 ft	0.553 PSU	120.0 ml/min
2/3/2026 2:27 PM	05:00	7.196 pH	17.99 °C	1,077 µS/cm	0.314 mg/L	1.260 NTU	-115.2 mV	51.35 ft	0.538 PSU	120.0 ml/min
2/3/2026 2:32 PM	10:00	7.168 pH	18.06 °C	989.3 µS/cm	0.307 mg/L	2.000 NTU	-114.3 mV	51.44 ft	0.493 PSU	120.0 ml/min
2/3/2026 2:37 PM	15:00	7.144 pH	18.07 °C	932.9 µS/cm	0.303 mg/L	1.990 NTU	-111.7 mV	51.48 ft	0.464 PSU	120.0 ml/min
2/3/2026 2:42 PM	20:00	7.130 pH	18.19 °C	900.1 µS/cm	0.329 mg/L	1.620 NTU	-108.7 mV	51.48 ft	0.447 PSU	115.0 ml/min
2/3/2026 2:47 PM	25:00	7.122 pH	18.24 °C	882.1 µS/cm	0.357 mg/L	1.380 NTU	-105.3 mV	51.44 ft	0.438 PSU	115.0 ml/min
2/3/2026 2:52 PM	30:00	7.118 pH	18.24 °C	870.5 µS/cm	0.364 mg/L	1.320 NTU	-102.3 mV	51.35 ft	0.432 PSU	115.0 ml/min
2/3/2026 2:57 PM	35:00	7.115 pH	18.14 °C	861.3 µS/cm	0.380 mg/L	1.260 NTU	-99.7 mV	51.32 ft	0.427 PSU	115.0 ml/min
2/3/2026 3:02 PM	40:00	7.113 pH	18.11 °C	852.5 µS/cm	0.397 mg/L	1.020 NTU	-97.4 mV	51.28 ft	0.423 PSU	115.0 ml/min

Samples

Sample ID:	Description:
BGWC-50D	Metals, Inorganics, Alkalinity, TDS, Sulfide, Radium

Low-Flow Test Report:

Test Date / Time: 2/3/2026 2:30:04 PM
Project: Plant Bowen AP February 2026
Operator Name: Kyle Rhyne

Location Name: BGWA-48D **Well Diameter: 2 in** **Casing Type: PVC** **Screen Length: 10 ft** **Top of Screen: 184.79 ft** **Total Depth: 194.79 ft** **Initial Depth to Water: 60.86 ft**	**Pump Type: QED Dedicated** **Tubing Type: LDPE** **Pump Intake From TOC: 189.79 ft** **Estimated Total Volume Pumped: 4600 ml** **Flow Cell Volume: 90 ml** **Final Flow Rate: 115 ml/min** **Final Draw Down: 4.09 ft**	**Instrument Used: Aqua TROLL 400** **Serial Number: 843593**

Test Notes:
Pre-purged 2L.

Low-Flow Readings:

Date Time	Elapsed Time	pH	Temperature	Specific Conductivity	RDO Concentration	Turbidity	ORP	Depth to Water	Flow
		+/- 0.1	+/- 5	+/- 5 %	+/- 10 %	+/- 5	+/- 10	+/- 0.3	
2/3/2026 2:30 PM	00:00	7.507 pH	16.25 °C	478.7 µS/cm	0.438 mg/L	3.110 NTU	-103.2 mV	63.46 ft	115.0 ml/min
2/3/2026 2:35 PM	05:00	7.524 pH	14.40 °C	500.2 µS/cm	0.413 mg/L	3.090 NTU	-135.6 mV	63.18 ft	115.0 ml/min
2/3/2026 2:40 PM	10:00	7.532 pH	15.45 °C	486.9 µS/cm	0.367 mg/L	2.430 NTU	-100.3 mV	63.64 ft	115.0 ml/min
2/3/2026 2:45 PM	15:00	7.535 pH	15.34 °C	491.7 µS/cm	0.350 mg/L	2.480 NTU	-102.4 mV	63.87 ft	115.0 ml/min
2/3/2026 2:50 PM	20:00	7.543 pH	14.82 °C	505.5 µS/cm	0.328 mg/L	1.940 NTU	-103.5 mV	64.13 ft	115.0 ml/min
2/3/2026 2:55 PM	25:00	7.550 pH	14.42 °C	518.6 µS/cm	0.316 mg/L	1.500 NTU	-141.3 mV	64.37 ft	115.0 ml/min
2/3/2026 3:00 PM	30:00	7.553 pH	14.93 °C	517.9 µS/cm	0.290 mg/L	1.510 NTU	-104.8 mV	64.55 ft	115.0 ml/min
2/3/2026 3:05 PM	35:00	7.558 pH	14.79 °C	522.9 µS/cm	0.286 mg/L	1.120 NTU	-103.5 mV	64.90 ft	115.0 ml/min
2/3/2026 3:10 PM	40:00	7.557 pH	15.15 °C	523.5 µS/cm	0.271 mg/L	0.940 NTU	-105.2 mV	64.95 ft	115.0 ml/min

Samples

Sample ID:	Description:
BGWA-48D	Metals, Inorganics, Alkalinity, TDS, Sulfide, Radium

Low-Flow Test Report:

Test Date / Time: 2/3/2026 2:35:42 PM
Project: Plant Bowen AP February 2026
Operator Name: Ori Kimhi

Location Name: BGWC-9 **Latitude: 34.13463198412839** **Longitude: -84.92822379506507** **Well Diameter: 2 in** **Casing Type: PVC** **Screen Length: 10 ft** **Top of Screen: 53.74 ft** **Total Depth: 63.74 ft** **Initial Depth to Water: 32.71 ft**	**Pump Type: QED Dedicated** **Tubing Type: LDPE** **Pump Intake From TOC: 58.74 ft** **Estimated Total Volume Pumped: 3500 ml** **Flow Cell Volume: 90 ml** **Final Flow Rate: 140 ml/min** **Final Draw Down: 0.08 ft**	**Instrument Used: Aqua TROLL 400** **Serial Number: 850735**

Test Notes:
Prepurged 2L

Low-Flow Readings:

Date Time	Elapsed Time	pH	Temperature	Specific Conductivity	RDO Concentration	Turbidity	ORP	Depth to Water	Flow
		+/- 0.1	+/- 0.5	+/- 3 %	+/- 0.3	+/- 10	+/- 10	+/- 5	
2/3/2026 2:35 PM	00:00	7.303 pH	19.43 °C	788.9 µS/cm	1.595 mg/L	7.360 NTU	42.2 mV	32.79 ft	140.0 ml/min
2/3/2026 2:40 PM	05:00	7.217 pH	17.80 °C	794.1 µS/cm	1.659 mg/L	5.630 NTU	38.9 mV	32.79 ft	140.0 ml/min
2/3/2026 2:45 PM	10:00	7.180 pH	17.81 °C	785.2 µS/cm	1.516 mg/L	5.180 NTU	26.6 mV	32.79 ft	140.0 ml/min
2/3/2026 2:50 PM	15:00	7.170 pH	17.62 °C	779.2 µS/cm	1.392 mg/L	4.340 NTU	25.1 mV	32.79 ft	140.0 ml/min
2/3/2026 2:55 PM	20:00	7.159 pH	17.54 °C	780.4 µS/cm	1.266 mg/L	4.340 NTU	24.8 mV	32.79 ft	140.0 ml/min
2/3/2026 3:00 PM	25:00	7.153 pH	17.60 °C	771.5 µS/cm	1.314 mg/L	3.440 NTU	25.2 mV	32.79 ft	140.0 ml/min

Samples

Sample ID:	Description:
BGWC-9	Metals, Inorganics, Alkalinity, TDS, Sulfide, Radium

Low-Flow Test Report:

Test Date / Time: 2/3/2026 2:47:04 PM
Project: Plant Bowen AP February 2026
Operator Name: Jay Siewert

Location Name: BGWC-12 **Well Diameter: 2 in** **Casing Type: PVC** **Screen Length: 10 ft** **Top of Screen: 68.28 ft** **Total Depth: 78.28 ft** **Initial Depth to Water: 41.48 ft**	**Pump Type: QED Dedicated** **Tubing Type: LDPE** **Pump Intake From TOC: 73.28 ft** **Estimated Total Volume Pumped: 4500 ml** **Flow Cell Volume: 90 ml** **Final Flow Rate: 150 ml/min** **Final Draw Down: 0.58 ft**	**Instrument Used: Aqua TROLL 400** **Serial Number: 1182553**

Test Notes:
Pre-purged 2 L

Low-Flow Readings:

Date Time	Elapsed Time	pH	Temperature	Specific Conductivity	RDO Concentration	Turbidity	ORP	Depth to Water	Salinity	Flow
		+/- 0.1	+/- 5	+/- 5 %	+/- 10 %	+/- 5	+/- 10	+/- 0.3	+/- 10	
2/3/2026 2:47 PM	00:00	6.680 pH	18.36 °C	1,506 µS/cm	1.280 mg/L	0.280 NTU	58.3 mV	41.91 ft	0.764 PSU	150.0 ml/min
2/3/2026 2:52 PM	05:00	6.695 pH	18.15 °C	1,490 µS/cm	1.306 mg/L	0.400 NTU	61.6 mV	41.96 ft	0.756 PSU	150.0 ml/min
2/3/2026 2:57 PM	10:00	6.694 pH	17.85 °C	1,504 µS/cm	1.118 mg/L	0.520 NTU	63.7 mV	41.98 ft	0.764 PSU	150.0 ml/min
2/3/2026 3:02 PM	15:00	6.686 pH	17.97 °C	1,514 µS/cm	0.974 mg/L	0.410 NTU	65.1 mV	42.01 ft	0.769 PSU	150.0 ml/min
2/3/2026 3:07 PM	20:00	6.685 pH	17.90 °C	1,524 µS/cm	0.955 mg/L	0.650 NTU	66.3 mV	42.04 ft	0.774 PSU	150.0 ml/min
2/3/2026 3:12 PM	25:00	6.684 pH	18.01 °C	1,531 µS/cm	0.935 mg/L	0.300 NTU	67.2 mV	42.06 ft	0.778 PSU	150.0 ml/min
2/3/2026 3:17 PM	30:00	6.682 pH	18.24 °C	1,534 µS/cm	0.933 mg/L	0.230 NTU	67.8 mV	42.06 ft	0.779 PSU	150.0 ml/min

Samples

Sample ID:	Description:
BGWC-12	Metals, Inorganics, Alkalinity, TDS, Sulfide, Radium

Created using VuSitu from In-Situ, Inc.

Low-Flow Test Report:

Test Date / Time: 2/4/2026 10:01:09 AM
Project: Plant Bowen AP February 2026
Operator Name: Natalie Piparo

Location Name: BGWC-7 **Well Diameter: 2 in** **Casing Type: PVC** **Screen Length: 10 ft** **Top of Screen: 80.4 ft** **Total Depth: 90.4 ft** **Initial Depth to Water: 64.12 ft**	**Pump Type: QED Dedicated** **Tubing Type: LDPE** **Pump Intake From TOC: 85.4 ft** **Estimated Total Volume Pumped: 200 ml** **Flow Cell Volume: 90 ml** **Final Flow Rate: 100 ml/min** **Final Draw Down: 1.69 ft**	**Instrument Used: Aqua TROLL 400** **Serial Number: 1197755**

Test Notes:
Complete evac performed on 2/3/2026.

Low-Flow Readings:

Date Time	Elapsed Time	pH	Temperature	Specific Conductivity	RDO Concentration	Turbidity	ORP	Depth to Water	Salinity	Flow
		+/- 0.1	+/- 1000 %	+/- 5 %	+/- 10 %	+/- 5	+/- 1000 %	+/- 0.3	+/- 1000 %	
2/4/2026 10:01 AM	00:00	7.227 pH	14.58 °C	1,020 µS/cm	6.853 mg/L	7.560 NTU	140.1 mV	65.81 ft	0.508 PSU	100.0 ml/min
2/4/2026 10:02 AM	01:00	7.117 pH	14.98 °C	949.9 µS/cm	4.576 mg/L		73.3 mV	65.81 ft	0.471 PSU	100.0 ml/min
2/4/2026 10:03 AM	02:00	7.041 pH	15.23 °C	946.2 µS/cm	3.378 mg/L	7.560 NTU	53.9 mV	65.81 ft	0.470 PSU	100.0 ml/min

Samples

Sample ID:	Description:
BGWC-7	Metals, Inorganics, Alkalinity, TDS, Sulfide, Radium

Created using VuSitu from In-Situ, Inc.

Low-Flow Test Report:

Test Date / Time: 2/4/2026 10:17:15 AM
Project: Plant Bowen AP February 2026
Operator Name: Kyle Rhyne

Location Name: BGWC-16 **Well Diameter: 2 in** **Casing Type: PVC** **Screen Length: 10 ft** **Top of Screen: 38.87 ft** **Total Depth: 48.87 ft** **Initial Depth to Water: 17.3 ft**	**Pump Type: QED Dedicated** **Tubing Type: LDPE** **Pump Intake From TOC: 43.87 ft** **Estimated Total Volume Pumped: 4900 ml** **Flow Cell Volume: 90 ml** **Final Flow Rate: 140 ml/min** **Final Draw Down: 0.07 ft**	**Instrument Used: Aqua TROLL 400** **Serial Number: 843593**

Test Notes:
Pre-purged 2L.

Low-Flow Readings:

Date Time	Elapsed Time	pH	Temperature	Specific Conductivity	RDO Concentration	Turbidity	ORP	Depth to Water	Flow
		+/- 0.1	+/- 5	+/- 5 %	+/- 10 %	+/- 5	+/- 10	+/- 0.3	
2/4/2026 10:17 AM	00:00	6.119 pH	16.17 °C	990.2 µS/cm	0.821 mg/L	0.810 NTU	66.5 mV	17.37 ft	140.0 ml/min
2/4/2026 10:22 AM	05:00	6.113 pH	14.73 °C	1,137 µS/cm	0.341 mg/L	0.810 NTU	50.6 mV	17.38 ft	140.0 ml/min
2/4/2026 10:27 AM	10:00	6.110 pH	14.94 °C	1,101 µS/cm	0.167 mg/L	0.490 NTU	49.4 mV	17.37 ft	140.0 ml/min
2/4/2026 10:32 AM	15:00	6.112 pH	14.17 °C	1,165 µS/cm	0.146 mg/L	0.480 NTU	59.1 mV	17.37 ft	140.0 ml/min
2/4/2026 10:37 AM	20:00	6.116 pH	14.13 °C	1,166 µS/cm	0.136 mg/L	0.360 NTU	58.7 mV	17.36 ft	140.0 ml/min
2/4/2026 10:42 AM	25:00	6.117 pH	14.63 °C	1,136 µS/cm	0.124 mg/L	0.290 NTU	45.5 mV	17.37 ft	140.0 ml/min
2/4/2026 10:47 AM	30:00	6.124 pH	14.76 °C	1,117 µS/cm	0.123 mg/L	0.210 NTU	46.6 mV	17.37 ft	140.0 ml/min
2/4/2026 10:52 AM	35:00	6.126 pH	14.47 °C	1,144 µS/cm	0.125 mg/L	0.200 NTU	45.7 mV	17.37 ft	140.0 ml/min

Samples

Sample ID:	Description:
BGWC-16	Metals, Inorganics, Alkalinity, TDS, Sulfide, Radium

Low-Flow Test Report:

Test Date / Time: 2/4/2026 10:33:15 AM
Project: Plant Bowen AP February 2026
Operator Name: Jay Siewert

Location Name: BGWC-10 **Well Diameter: 2 in** **Casing Type: PVC** **Screen Length: 10 ft** **Top of Screen: 52.37 ft** **Total Depth: 62.37 ft** **Initial Depth to Water: 31.37 ft**	**Pump Type: QED Dedicated** **Tubing Type: LDPE** **Pump Intake From TOC: 57.37 ft** **Estimated Total Volume Pumped: 300 ml** **Flow Cell Volume: 90 ml** **Final Flow Rate: 150 ml/min** **Final Draw Down: 1.44 ft**	**Instrument Used: Aqua TROLL 400** **Serial Number: 1182553**

Test Notes:
Complete evacuation performed 2/3/26.

Low-Flow Readings:

Date Time	Elapsed Time	pH	Temperature	Specific Conductivity	RDO Concentration	Turbidity	ORP	Depth to Water	Salinity	Flow
		+/- 0.1	+/- 5	+/- 5 %	+/- 10 %	+/- 5	+/- 10	+/- 0.3	+/- 10	
2/4/2026 10:33 AM	00:00	7.231 pH	15.80 °C	660.3 µS/cm	2.242 mg/L	2.410 NTU	98.6 mV	32.81 ft	0.324 PSU	150.0 ml/min
2/4/2026 10:34 AM	01:00	7.214 pH	15.91 °C	663.5 µS/cm	1.818 mg/L		84.9 mV	32.81 ft	0.325 PSU	150.0 ml/min
2/4/2026 10:35 AM	02:00	7.201 pH	16.10 °C	664.2 µS/cm	1.490 mg/L	2.410 NTU	78.0 mV	32.81 ft	0.326 PSU	150.0 ml/min

Samples

Sample ID:	Description:
BGWC-10	Metals, Inorganics, Alkalinity, TDS, Sulfide, Radium

Low-Flow Test Report:

Test Date / Time: 2/4/2026 11:25:10 AM
Project: Plant Bowen AP February 2026
Operator Name: Shannon Northen

Location Name: BGWC-53D **Well Diameter: 2 in** **Casing Type: PVC** **Screen Length: 10 ft** **Top of Screen: 90.48 ft** **Total Depth: 100.48 ft** **Initial Depth to Water: 17.48 ft**	**Pump Type: Geotech Peristaltic** **Tubing Type: LPDE** **Pump Intake From TOC: 95.48 ft** **Estimated Total Volume Pumped: 2750 ml** **Flow Cell Volume: 90 ml** **Final Flow Rate: 110 ml/min** **Final Draw Down: 3.04 ft**	**Instrument Used: Aqua TROLL 400** **Serial Number: 1202788**

Test Notes:
Pre-purged 3 L

Low-Flow Readings:

Date Time	Elapsed Time	pH	Temperature	Specific Conductivity	RDO Concentration	Turbidity	ORP	Depth to Water	Salinity	Flow
		+/- 0.1	+/- 100	+/- 5 %	+/- 10 %	+/- 10	+/- 10	+/- 0.3	+/- 10	
2/4/2026 11:25 AM	00:00	7.541 pH	16.30 °C	1,299 µS/cm	0.418 mg/L	1.660 NTU	-60.7 mV	20.10 ft	0.654 PSU	110.0 ml/min
2/4/2026 11:30 AM	05:00	7.550 pH	16.26 °C	1,277 µS/cm	0.386 mg/L	1.640 NTU	-60.4 mV	20.20 ft	0.642 PSU	110.0 ml/min
2/4/2026 11:35 AM	10:00	7.555 pH	16.63 °C	1,261 µS/cm	0.355 mg/L	1.060 NTU	-63.3 mV	20.31 ft	0.634 PSU	110.0 ml/min
2/4/2026 11:40 AM	15:00	7.556 pH	16.63 °C	1,266 µS/cm	0.314 mg/L	3.850 NTU	-68.1 mV	20.38 ft	0.637 PSU	110.0 ml/min
2/4/2026 11:45 AM	20:00	7.564 pH	16.48 °C	1,265 µS/cm	0.299 mg/L	1.570 NTU	-69.6 mV	20.45 ft	0.636 PSU	110.0 ml/min
2/4/2026 11:50 AM	25:00	7.561 pH	16.50 °C	1,271 µS/cm	0.274 mg/L	1.330 NTU	-70.8 mV	20.52 ft	0.640 PSU	110.0 ml/min

Samples

Sample ID:	Description:
BGWC-53D	Metals, Inorganics, Alkalinity, TDS, Sulfide, Radium

Created using VuSitu from In-Situ, Inc.

Low-Flow Test Report:

Test Date / Time: 2/4/2026 11:29:26 AM
Project: Plant Bowen AP February 2026
Operator Name: Natalie Piparo

Location Name: BGWC-14A **Well Diameter: 2 in** **Casing Type: PVC** **Screen Length: 10 ft** **Top of Screen: 89.46 ft** **Total Depth: 99.46 ft** **Initial Depth to Water: 71.57 ft**	**Pump Type: QED Dedicated** **Tubing Type: LDPE** **Pump Intake From TOC: 94.46 ft** **Estimated Total Volume Pumped: 3750 ml** **Flow Cell Volume: 90 ml** **Final Flow Rate: 150 ml/min** **Final Draw Down: 0.04 ft**	**Instrument Used: Aqua TROLL 400** **Serial Number: 1197755**

Test Notes:
Prepurged 2 L

Low-Flow Readings:

Date Time	Elapsed Time	pH	Temperature	Specific Conductivity	RDO Concentration	Turbidity	ORP	Depth to Water	Salinity	Flow
		+/- 0.1	+/- 1000 %	+/- 5 %	+/- 10 %	+/- 5	+/- 1000 %	+/- 0.3	+/- 1000 %	
2/4/2026 11:29 AM	00:00	6.775 pH	15.97 °C	1,593 µS/cm	0.539 mg/L	0.230 NTU	70.0 mV	71.57 ft	0.809 PSU	150.0 ml/min
2/4/2026 11:34 AM	05:00	6.744 pH	16.46 °C	1,577 µS/cm	0.447 mg/L	0.160 NTU	68.0 mV	71.59 ft	0.801 PSU	150.0 ml/min
2/4/2026 11:39 AM	10:00	6.743 pH	16.37 °C	1,567 µS/cm	0.401 mg/L	0.130 NTU	67.9 mV	71.60 ft	0.796 PSU	150.0 ml/min
2/4/2026 11:44 AM	15:00	6.743 pH	16.42 °C	1,566 µS/cm	0.378 mg/L	0.120 NTU	68.3 mV	71.60 ft	0.795 PSU	150.0 ml/min
2/4/2026 11:49 AM	20:00	6.745 pH	16.30 °C	1,573 µS/cm	0.365 mg/L	0.130 NTU	68.3 mV	71.61 ft	0.799 PSU	150.0 ml/min
2/4/2026 11:54 AM	25:00	6.744 pH	16.42 °C	1,570 µS/cm	0.345 mg/L	0.120 NTU	68.4 mV	71.61 ft	0.797 PSU	150.0 ml/min

Samples

Sample ID:	Description:
BGWC-14A	Metals, Inorganics, Alkalinity, TDS, Sulfide, Radium

Low-Flow Test Report:

Test Date / Time: 2/4/2026 12:10:03 PM
Project: Plant Bowen AP February 2026
Operator Name: Kyle Rhyne

Location Name: BGWC-17 **Well Diameter: 2 in** **Casing Type: PVC** **Screen Length: 10 ft** **Top of Screen: 58.39 ft** **Total Depth: 68.39 ft** **Initial Depth to Water: 15.8 ft**	**Pump Type: QED Dedicated** **Tubing Type: LDPE** **Pump Intake From TOC: 63.39 ft** **Estimated Total Volume Pumped: 11250 ml** **Flow Cell Volume: 90 ml** **Final Flow Rate: 150 ml/min** **Final Draw Down: 0.24 ft**	**Instrument Used: Aqua TROLL 400** **Serial Number: 843593**

Test Notes:
Pre-purged 2L.

Low-Flow Readings:

Date Time	Elapsed Time	pH	Temperature	Specific Conductivity	RDO Concentration	Turbidity	ORP	Depth to Water	Flow
		+/- 0.1	+/- 5	+/- 5 %	+/- 10 %	+/- 5	+/- 10	+/- 0.3	
2/4/2026 12:10 PM	00:00	7.130 pH	16.24 °C	637.8 µS/cm	2.012 mg/L	0.310 NTU	21.7 mV	16.20 ft	150.0 ml/min
2/4/2026 12:15 PM	05:00	7.127 pH	16.01 °C	639.2 µS/cm	1.704 mg/L	0.300 NTU	31.6 mV	16.04 ft	150.0 ml/min
2/4/2026 12:20 PM	10:00	7.126 pH	15.23 °C	661.4 µS/cm	1.524 mg/L	0.300 NTU	32.6 mV	16.04 ft	150.0 ml/min
2/4/2026 12:25 PM	15:00	7.127 pH	14.98 °C	663.4 µS/cm	1.416 mg/L	0.480 NTU	34.1 mV	16.03 ft	150.0 ml/min
2/4/2026 12:30 PM	20:00	7.126 pH	14.96 °C	664.4 µS/cm	1.334 mg/L	0.600 NTU	34.2 mV	16.04 ft	150.0 ml/min
2/4/2026 12:35 PM	25:00	7.128 pH	15.11 °C	658.9 µS/cm	1.225 mg/L	0.520 NTU	34.8 mV	16.04 ft	150.0 ml/min
2/4/2026 12:40 PM	30:00	7.129 pH	15.24 °C	653.7 µS/cm	1.137 mg/L	0.480 NTU	35.2 mV	16.03 ft	150.0 ml/min
2/4/2026 12:45 PM	35:00	7.132 pH	14.69 °C	671.6 µS/cm	1.047 mg/L	0.350 NTU	35.1 mV	16.03 ft	150.0 ml/min
2/4/2026 12:50 PM	40:00	7.132 pH	14.80 °C	668.2 µS/cm	0.967 mg/L	0.390 NTU	37.5 mV	16.03 ft	150.0 ml/min
2/4/2026 12:55 PM	45:00	7.134 pH	14.85 °C	666.6 µS/cm	0.882 mg/L	0.270 NTU	36.1 mV	16.03 ft	150.0 ml/min
2/4/2026 1:00 PM	50:00	7.136 pH	14.78 °C	667.7 µS/cm	0.804 mg/L	0.290 NTU	35.7 mV	16.03 ft	150.0 ml/min
2/4/2026 1:05 PM	55:00	7.134 pH	14.83 °C	664.7 µS/cm	0.749 mg/L	0.290 NTU	36.3 mV	16.03 ft	150.0 ml/min
2/4/2026 1:10 PM	01:00:00	7.135 pH	14.75 °C	667.4 µS/cm	0.657 mg/L	0.320 NTU	36.5 mV	16.03 ft	150.0 ml/min
2/4/2026 1:15 PM	01:05:00	7.138 pH	14.60 °C	673.8 µS/cm	0.609 mg/L	0.290 NTU	36.3 mV	16.03 ft	150.0 ml/min
2/4/2026 1:20 PM	01:10:00	7.139 pH	14.72 °C	667.9 µS/cm	0.535 mg/L	0.200 NTU	36.7 mV	16.04 ft	150.0 ml/min

2/4/2026 1:25 PM	01:15:00	7.139 pH	14.93 °C	663.2 µS/cm	0.486 mg/L	0.210 NTU	37.4 mV	16.04 ft	150.0 ml/min

Samples

Sample ID:	Description:
BGWC-17	Metals, Inorganics, Alkalinity, TDS, Sulfide, Radium

Created using VuSitu from In-Situ, Inc.

Low-Flow Test Report:

Test Date / Time: 2/4/2026 12:32:37 PM
Project: Plant Bowen AP February 2026
Operator Name: Ori Kimhi

Location Name: BGWC-21 **Latitude: 34.12557560488043** **Longitude: -84.93403145120007** **Well Diameter: 2 in** **Casing Type: PVC** **Screen Length: 10 ft** **Top of Screen: 42.99 ft** **Total Depth: 52.99 ft** **Initial Depth to Water: 25.71 ft**	**Pump Type: QED Dedicated** **Tubing Type: LDPE** **Pump Intake From TOC: 47.99 ft** **Estimated Total Volume Pumped: 3000 ml** **Flow Cell Volume: 90 ml** **Final Flow Rate: 120 ml/min** **Final Draw Down: 0.31 ft**	**Instrument Used: Aqua TROLL 400** **Serial Number: 850735**

Test Notes:
Prepurged 2L

Low-Flow Readings:

Date Time	Elapsed Time	pH	Temperature	Specific Conductivity	RDO Concentration	Turbidity	ORP	Depth to Water	Salinity	Flow
		+/- 0.1	+/- 0.5	+/- 3 %	+/- 0.3	+/- 10	+/- 10	+/- 5	+/- 10	
2/4/2026 12:32 PM	00:00	7.278 pH	16.43 °C	570.9 µS/cm	4.690 mg/L	2.260 NTU	93.0 mV	25.94 ft	0.279 PSU	120.0 ml/min
2/4/2026 12:37 PM	05:00	7.549 pH	16.92 °C	559.7 µS/cm	0.962 mg/L	2.140 NTU	46.7 mV	25.96 ft	0.273 PSU	120.0 ml/min
2/4/2026 12:42 PM	10:00	7.604 pH	17.00 °C	563.6 µS/cm	1.010 mg/L	1.910 NTU	35.9 mV	25.97 ft	0.275 PSU	120.0 ml/min
2/4/2026 12:47 PM	15:00	7.623 pH	17.18 °C	565.9 µS/cm	0.933 mg/L	1.910 NTU	32.4 mV	26.02 ft	0.276 PSU	120.0 ml/min
2/4/2026 12:52 PM	20:00	7.634 pH	17.38 °C	564.7 µS/cm	0.768 mg/L	1.940 NTU	29.5 mV	26.02 ft	0.276 PSU	120.0 ml/min
2/4/2026 12:57 PM	25:00	7.641 pH	17.46 °C	566.2 µS/cm	0.728 mg/L	1.620 NTU	27.9 mV	26.02 ft	0.277 PSU	120.0 ml/min

Samples

Sample ID:	Description:
BGWC-21	Metals, Inorganics, Alkalinity, TDS, Sulfide, Radium
FD-02	Metals, Inorganics, TDS, Radium

Low-Flow Test Report:

Test Date / Time: 2/4/2026 12:48:10 PM
Project: Plant Bowen AP February 2026
Operator Name: Jay Siewert

Location Name: BGWC-34D **Well Diameter: 2 in** **Casing Type: PVC** **Screen Length: 10 ft** **Top of Screen: 69.75 ft** **Total Depth: 79.75 ft** **Initial Depth to Water: 16.37 ft**	**Pump Type: QED Dedicated** **Tubing Type: LDPE** **Pump Intake From TOC: 74.75 ft** **Estimated Total Volume Pumped: 11950 ml** **Flow Cell Volume: 90 ml** **Final Flow Rate: 100 ml/min** **Final Draw Down: 12.85 ft**	**Instrument Used: Aqua TROLL 400** **Serial Number: 1182553**

Test Notes:
Pre-purged 6 L

Low-Flow Readings:

Date Time	Elapsed Time	pH	Temperature	Specific Conductivity	RDO Concentration	Turbidity	ORP	Depth to Water	Salinity	Flow
		+/- 0.1	+/- 5	+/- 5 %	+/- 10 %	+/- 5	+/- 10	+/- 0.3	+/- 10	
2/4/2026 12:48 PM	00:00	6.864 pH	17.34 °C	954.3 µS/cm	0.610 mg/L	0.920 NTU	7.1 mV	23.87 ft	0.475 PSU	110.0 ml/min
2/4/2026 12:53 PM	05:00	6.866 pH	17.23 °C	958.3 µS/cm	0.590 mg/L	0.830 NTU	-30.9 mV	24.37 ft	0.477 PSU	110.0 ml/min
2/4/2026 12:58 PM	10:00	6.869 pH	17.46 °C	954.3 µS/cm	0.565 mg/L	0.550 NTU	15.5 mV	24.84 ft	0.475 PSU	110.0 ml/min
2/4/2026 1:03 PM	15:00	6.874 pH	17.29 °C	952.3 µS/cm	0.555 mg/L	0.510 NTU	15.2 mV	25.33 ft	0.474 PSU	110.0 ml/min
2/4/2026 1:08 PM	20:00	6.879 pH	17.14 °C	952.7 µS/cm	0.548 mg/L	0.520 NTU	15.1 mV	25.63 ft	0.474 PSU	110.0 ml/min
2/4/2026 1:13 PM	25:00	6.882 pH	17.05 °C	956.6 µS/cm	0.532 mg/L	0.400 NTU	13.3 mV	25.90 ft	0.476 PSU	110.0 ml/min
2/4/2026 1:18 PM	30:00	6.886 pH	17.07 °C	956.4 µS/cm	0.489 mg/L	0.370 NTU	11.3 mV	26.13 ft	0.476 PSU	110.0 ml/min
2/4/2026 1:23 PM	35:00	6.890 pH	17.09 °C	950.7 µS/cm	0.476 mg/L	0.440 NTU	11.1 mV	26.39 ft	0.473 PSU	110.0 ml/min
2/4/2026 1:28 PM	40:00	6.888 pH	17.73 °C	943.9 µS/cm	0.464 mg/L	0.300 NTU	9.5 mV	26.68 ft	0.470 PSU	110.0 ml/min
2/4/2026 1:33 PM	45:00	6.888 pH	17.72 °C	943.2 µS/cm	0.460 mg/L	0.380 NTU	8.9 mV	26.86 ft	0.469 PSU	100.0 ml/min
2/4/2026 1:38 PM	50:00	6.892 pH	17.70 °C	939.3 µS/cm	0.453 mg/L	0.380 NTU	8.5 mV	27.11 ft	0.467 PSU	100.0 ml/min
2/4/2026 1:43 PM	55:00	6.893 pH	17.88 °C	934.9 µS/cm	0.437 mg/L	0.410 NTU	8.3 mV	27.25 ft	0.465 PSU	100.0 ml/min
2/4/2026 1:48 PM	01:00:00	6.891 pH	18.12 °C	937.2 µS/cm	0.438 mg/L	0.410 NTU	7.6 mV	27.41 ft	0.466 PSU	100.0 ml/min
2/4/2026 1:53 PM	01:05:00	6.895 pH	17.71 °C	933.5 µS/cm	0.435 mg/L	0.300 NTU	8.4 mV	27.67 ft	0.464 PSU	100.0 ml/min
2/4/2026 1:58 PM	01:10:00	6.890 pH	18.04 °C	931.6 µS/cm	0.441 mg/L	0.350 NTU	-50.1 mV	27.87 ft	0.463 PSU	100.0 ml/min

2/4/2026 2:03 PM	01:15:00	6.897 pH	17.80 °C	927.3 µS/cm	0.437 mg/L	0.220 NTU	8.4 mV	28.05 ft	0.461 PSU	100.0 ml/min
2/4/2026 2:08 PM	01:20:00	6.900 pH	17.31 °C	931.3 µS/cm	0.441 mg/L	0.230 NTU	9.8 mV	28.24 ft	0.463 PSU	100.0 ml/min
2/4/2026 2:13 PM	01:25:00	6.898 pH	17.55 °C	929.0 µS/cm	0.440 mg/L	0.310 NTU	9.3 mV	28.41 ft	0.462 PSU	100.0 ml/min
2/4/2026 2:18 PM	01:30:00	6.902 pH	17.57 °C	923.2 µS/cm	0.437 mg/L	0.330 NTU	9.8 mV	28.62 ft	0.459 PSU	100.0 ml/min
2/4/2026 2:23 PM	01:35:00	6.902 pH	17.62 °C	922.4 µS/cm	0.452 mg/L	0.230 NTU	9.9 mV	28.82 ft	0.458 PSU	100.0 ml/min
2/4/2026 2:28 PM	01:40:00	6.902 pH	17.55 °C	922.7 µS/cm	0.434 mg/L	0.220 NTU	10.0 mV	28.96 ft	0.459 PSU	100.0 ml/min
2/4/2026 2:33 PM	01:45:00	6.905 pH	17.48 °C	918.8 µS/cm	0.440 mg/L	0.250 NTU	9.8 mV	29.06 ft	0.457 PSU	100.0 ml/min
2/4/2026 2:38 PM	01:50:00	6.907 pH	17.38 °C	917.0 µS/cm	0.412 mg/L	0.240 NTU	9.5 mV	29.14 ft	0.456 PSU	100.0 ml/min
2/4/2026 2:43 PM	01:55:00	6.910 pH	17.24 °C	917.1 µS/cm	0.398 mg/L	0.220 NTU	9.9 mV	29.22 ft	0.456 PSU	100.0 ml/min

Samples

Sample ID:	Description:
BGWC-34D	Metals, Inorganics, Alkalinity, TDS, Sulfide, Radium

Low-Flow Test Report:

Test Date / Time: 2/4/2026 1:32:32 PM
Project: Plant Bowen AP February 2026
Operator Name: Shannon Northen

Location Name: PZ-7 **Well Diameter: 2 in** **Casing Type: PVC** **Screen Length: 10 ft** **Top of Screen: 39.3 ft** **Total Depth: 49.3 ft** **Initial Depth to Water: 20.09 ft**	**Pump Type: Geotech Peristaltic** **Tubing Type: LPDE** **Pump Intake From TOC: 44.3 ft** **Estimated Total Volume Pumped: 6950 ml** **Flow Cell Volume: 90 ml** **Final Flow Rate: 110 ml/min** **Final Draw Down: 0.03 ft**	**Instrument Used: Aqua TROLL 400** **Serial Number: 1202788**

Test Notes:
Pre-purged 3 L

Low-Flow Readings:

Date Time	Elapsed Time	pH	Temperature	Specific Conductivity	RDO Concentration	Turbidity	ORP	Depth to Water	Salinity	Flow
		+/- 0.1	+/- 100	+/- 5 %	+/- 10 %	+/- 10	+/- 10	+/- 0.3	+/- 10	
2/4/2026 1:32 PM	00:00	6.870 pH	16.82 °C	830.6 µS/cm	0.343 mg/L	6.290 NTU	43.0 mV	20.12 ft	0.411 PSU	120.0 ml/min
2/4/2026 1:37 PM	05:00	6.870 pH	16.89 °C	832.0 µS/cm	0.353 mg/L	7.200 NTU	31.9 mV	20.12 ft	0.412 PSU	120.0 ml/min
2/4/2026 1:42 PM	10:00	6.867 pH	16.93 °C	818.6 µS/cm	0.340 mg/L	7.790 NTU	50.3 mV	20.12 ft	0.405 PSU	120.0 ml/min
2/4/2026 1:47 PM	15:00	6.854 pH	16.91 °C	826.8 µS/cm	0.334 mg/L	7.030 NTU	52.6 mV	20.12 ft	0.409 PSU	120.0 ml/min
2/4/2026 1:52 PM	20:00	6.854 pH	16.86 °C	827.4 µS/cm	0.305 mg/L	8.010 NTU	53.6 mV	20.12 ft	0.409 PSU	120.0 ml/min
2/4/2026 1:57 PM	25:00	6.858 pH	16.82 °C	822.9 µS/cm	0.305 mg/L	7.220 NTU	54.6 mV	20.12 ft	0.407 PSU	120.0 ml/min
2/4/2026 2:02 PM	30:00	6.859 pH	16.63 °C	830.3 µS/cm	0.317 mg/L	6.890 NTU	55.3 mV	20.12 ft	0.411 PSU	120.0 ml/min
2/4/2026 2:07 PM	35:00	6.856 pH	16.49 °C	825.8 µS/cm	0.299 mg/L	7.620 NTU	56.4 mV	20.12 ft	0.408 PSU	110.0 ml/min
2/4/2026 2:12 PM	40:00	6.856 pH	16.71 °C	826.7 µS/cm	0.299 mg/L	7.040 NTU	57.0 mV	20.12 ft	0.409 PSU	110.0 ml/min
2/4/2026 2:17 PM	45:00	6.852 pH	17.08 °C	822.9 µS/cm	0.283 mg/L	5.630 NTU	57.3 mV	20.12 ft	0.407 PSU	110.0 ml/min
2/4/2026 2:22 PM	50:00	6.853 pH	16.93 °C	822.5 µS/cm	0.276 mg/L	5.570 NTU	57.9 mV	20.12 ft	0.407 PSU	110.0 ml/min
2/4/2026 2:27 PM	55:00	6.851 pH	16.81 °C	823.7 µS/cm	0.268 mg/L	5.520 NTU	58.6 mV	20.12 ft	0.407 PSU	110.0 ml/min
2/4/2026 2:32 PM	01:00:00	6.858 pH	16.68 °C	826.3 µS/cm	0.275 mg/L	4.720 NTU	59.1 mV	20.12 ft	0.409 PSU	110.0 ml/min

Samples

Sample ID:	Description:
PZ-7	Metals, Inorganics, Alkalinity, TDS, Sulfide, Radium

Created using VuSitu from In-Situ, Inc.

Low-Flow Test Report:

Test Date / Time: 2/4/2026 2:15:14 PM
Project: Plant Bowen AP February 2026
Operator Name: Natalie Piparo

Location Name: BGWC-25 **Well Diameter: 2 in** **Casing Type: PVC** **Screen Length: 10 ft** **Top of Screen: 47.87 ft** **Total Depth: 57.87 ft** **Initial Depth to Water: 20.98 ft**	**Pump Type: QED Dedicated** **Tubing Type: LDPE** **Pump Intake From TOC: 52.87 ft** **Estimated Total Volume Pumped: 3000 ml** **Flow Cell Volume: 90 ml** **Final Flow Rate: 120 ml/min** **Final Draw Down: 8.34 ft**	**Instrument Used: Aqua TROLL 400** **Serial Number: 1197755**

Test Notes:
Prepurged 11 L

Low-Flow Readings:

Date Time	Elapsed Time	pH	Temperature	Specific Conductivity	RDO Concentration	Turbidity	ORP	Depth to Water	Salinity	Flow
		+/- 0.1	+/- 1000 %	+/- 5 %	+/- 10 %	+/- 5	+/- 1000 %	+/- 0.3	+/- 1000 %	
2/4/2026 2:15 PM	00:00	7.429 pH	19.48 °C	564.5 µS/cm	1.788 mg/L	0.360 NTU	-1.1 mV	29.03 ft	0.276 PSU	120.0 ml/min
2/4/2026 2:20 PM	05:00	7.325 pH	16.97 °C	584.2 µS/cm	0.454 mg/L	0.450 NTU	-3.8 mV	29.11 ft	0.286 PSU	120.0 ml/min
2/4/2026 2:25 PM	10:00	7.326 pH	16.91 °C	589.2 µS/cm	0.427 mg/L	0.380 NTU	-6.1 mV	29.15 ft	0.288 PSU	120.0 ml/min
2/4/2026 2:30 PM	15:00	7.335 pH	16.77 °C	588.4 µS/cm	0.411 mg/L	0.480 NTU	-7.6 mV	29.21 ft	0.288 PSU	120.0 ml/min
2/4/2026 2:35 PM	20:00	7.343 pH	16.72 °C	587.6 µS/cm	0.378 mg/L	0.390 NTU	-9.3 mV	29.27 ft	0.287 PSU	120.0 ml/min
2/4/2026 2:40 PM	25:00	7.350 pH	16.64 °C	587.8 µS/cm	0.363 mg/L	0.370 NTU	-9.7 mV	29.32 ft	0.287 PSU	120.0 ml/min

Samples

Sample ID:	Description:
BGWC-25	Metals, Inorganics, Alkalinity, TDS, Sulfide, Radium

Low-Flow Test Report:

Test Date / Time: 2/4/2026 2:50:03 PM
Project: Plant Bowen AP February 2026
Operator Name: Kyle Rhyne

Location Name: BGWC-18 **Well Diameter: 2 in** **Casing Type: PVC** **Screen Length: 10 ft** **Top of Screen: 27.95 ft** **Total Depth: 37.95 ft** **Initial Depth to Water: 14.07 ft**	**Pump Type: QED Dedicated** **Tubing Type: LDPE** **Pump Intake From TOC: 32.95 ft** **Estimated Total Volume Pumped: 3500 ml** **Flow Cell Volume: 90 ml** **Final Flow Rate: 140 ml/min** **Final Draw Down: 0.04 ft**	**Instrument Used: Aqua TROLL 400** **Serial Number: 843593**

Test Notes:
Pre-purged 2L.

Low-Flow Readings:

Date Time	Elapsed Time	pH	Temperature	Specific Conductivity	RDO Concentration	Turbidity	ORP	Depth to Water	Flow
		+/- 0.1	+/- 5	+/- 5 %	+/- 10 %	+/- 5	+/- 10	+/- 0.3	
2/4/2026 2:50 PM	00:00	6.548 pH	16.16 °C	429.3 µS/cm	3.288 mg/L	0.130 NTU	67.6 mV	14.09 ft	140.0 ml/min
2/4/2026 2:55 PM	05:00	6.508 pH	16.48 °C	422.0 µS/cm	3.168 mg/L	0.140 NTU	55.4 mV	14.11 ft	140.0 ml/min
2/4/2026 3:00 PM	10:00	6.490 pH	15.37 °C	426.1 µS/cm	3.245 mg/L	0.150 NTU	57.3 mV	14.11 ft	140.0 ml/min
2/4/2026 3:05 PM	15:00	6.478 pH	15.36 °C	425.3 µS/cm	3.242 mg/L	0.180 NTU	55.2 mV	14.12 ft	140.0 ml/min
2/4/2026 3:10 PM	20:00	6.473 pH	15.05 °C	424.2 µS/cm	3.248 mg/L	0.150 NTU	55.8 mV	14.12 ft	140.0 ml/min
2/4/2026 3:15 PM	25:00	6.465 pH	15.12 °C	421.8 µS/cm	3.229 mg/L	0.140 NTU	55.6 mV	14.11 ft	140.0 ml/min

Samples

Sample ID:	Description:
BGWC-18	Metals, Inorganics, Alkalinity, TDS, Sulfide, Radium

Low-Flow Test Report:

Test Date / Time: 2/5/2026 10:06:47 AM
Project: Plant Bowen AP February 2026
Operator Name: Natalie Piparo

Location Name: BGWC-36D **Well Diameter: 2 in** **Casing Type: PVC** **Screen Length: 10 ft** **Top of Screen: 86.35 ft** **Total Depth: 96.35 ft** **Initial Depth to Water: 32.65 ft**	**Pump Type: QED Dedicated** **Tubing Type: LDPE** **Pump Intake From TOC: 91.35 ft** **Estimated Total Volume Pumped: 6000 ml** **Flow Cell Volume: 90 ml** **Final Flow Rate: 150 ml/min** **Final Draw Down: -0.03 ft**	**Instrument Used: Aqua TROLL 400** **Serial Number: 1197755**

Test Notes:
Prepurged 2 L

Low-Flow Readings:

Date Time	Elapsed Time	pH	Temperature	Specific Conductivity	RDO Concentration	Turbidity	ORP	Depth to Water	Salinity	Flow
		+/- 0.1	+/- 1000 %	+/- 5 %	+/- 10 %	+/- 5	+/- 1000 %	+/- 0.3	+/- 1000 %	
2/5/2026 10:06 AM	00:00	7.008 pH	14.25 °C	1,302 µS/cm	2.163 mg/L	4.690 NTU	144.4 mV	32.62 ft	0.654 PSU	150.0 ml/min
2/5/2026 10:11 AM	05:00	7.080 pH	14.16 °C	1,398 µS/cm	1.604 mg/L	5.750 NTU	106.2 mV	32.62 ft	0.705 PSU	150.0 ml/min
2/5/2026 10:16 AM	10:00	7.139 pH	14.34 °C	1,376 µS/cm	1.300 mg/L	5.350 NTU	94.6 mV	32.62 ft	0.693 PSU	150.0 ml/min
2/5/2026 10:21 AM	15:00	7.165 pH	14.63 °C	1,381 µS/cm	1.173 mg/L	4.000 NTU	89.9 mV	32.62 ft	0.696 PSU	150.0 ml/min
2/5/2026 10:26 AM	20:00	7.192 pH	14.53 °C	1,378 µS/cm	1.090 mg/L	3.480 NTU	87.4 mV	32.62 ft	0.695 PSU	150.0 ml/min
2/5/2026 10:31 AM	25:00	7.210 pH	13.87 °C	1,374 µS/cm	1.058 mg/L	2.880 NTU	85.3 mV	32.62 ft	0.692 PSU	150.0 ml/min
2/5/2026 10:36 AM	30:00	7.214 pH	13.70 °C	1,393 µS/cm	1.056 mg/L	2.760 NTU	83.6 mV	32.62 ft	0.701 PSU	150.0 ml/min
2/5/2026 10:41 AM	35:00	7.228 pH	13.80 °C	1,381 µS/cm	1.026 mg/L	2.510 NTU	83.2 mV	32.62 ft	0.695 PSU	150.0 ml/min
2/5/2026 10:46 AM	40:00	7.225 pH	13.57 °C	1,390 µS/cm	1.021 mg/L	2.310 NTU	84.8 mV	32.62 ft	0.700 PSU	150.0 ml/min

Samples

Sample ID:	Description:
BGWC-36D	Metals, Inorganics, Alkalinity, TDS, Sulfide, Radium

Low-Flow Test Report:

Test Date / Time: 2/5/2026 10:18:50 AM
Project: Plant Bowen AP February 2026
Operator Name: Kyle Rhyne

Location Name: BGWC-51 **Well Diameter: 2 in** **Casing Type: PVC** **Screen Length: 10 ft** **Top of Screen: 57.29 ft** **Total Depth: 67.29 ft** **Initial Depth to Water: 42.14 ft**	**Pump Type: QED Dedicated** **Tubing Type: LDPE** **Pump Intake From TOC: 62.29 ft** **Estimated Total Volume Pumped: 3500 ml** **Flow Cell Volume: 90 ml** **Final Flow Rate: 140 ml/min** **Final Draw Down: -0.01 ft**	**Instrument Used: Aqua TROLL 400** **Serial Number: 843593**

Test Notes:
Pre-purged 2L.

Low-Flow Readings:

Date Time	Elapsed Time	pH	Temperature	Specific Conductivity	RDO Concentration	Turbidity	ORP	Depth to Water	Flow
		+/- 0.1	+/- 5	+/- 5 %	+/- 10 %	+/- 5	+/- 10	+/- 0.3	
2/5/2026 10:18 AM	00:00	7.068 pH	13.74 °C	493.1 µS/cm	6.807 mg/L	2.410 NTU	97.7 mV	42.14 ft	140.0 ml/min
2/5/2026 10:23 AM	05:00	7.088 pH	13.24 °C	498.1 µS/cm	6.896 mg/L	2.290 NTU	63.9 mV	42.13 ft	140.0 ml/min
2/5/2026 10:28 AM	10:00	7.104 pH	12.52 °C	498.0 µS/cm	6.990 mg/L	1.370 NTU	84.6 mV	42.13 ft	140.0 ml/min
2/5/2026 10:33 AM	15:00	7.109 pH	13.01 °C	495.7 µS/cm	6.859 mg/L	1.000 NTU	60.0 mV	42.13 ft	140.0 ml/min
2/5/2026 10:38 AM	20:00	7.113 pH	13.20 °C	493.9 µS/cm	6.783 mg/L	0.800 NTU	59.4 mV	42.13 ft	140.0 ml/min
2/5/2026 10:43 AM	25:00	7.122 pH	13.02 °C	495.5 µS/cm	6.786 mg/L	0.650 NTU	57.3 mV	42.13 ft	140.0 ml/min

Samples

Sample ID:	Description:
BGWC-51	Metals, Inorganics, Alkalinity, TDS, Sulfide, Radium

Low-Flow Test Report:

Test Date / Time: 2/5/2026 10:43:42 AM
Project: Plant Bowen AP February 2026
Operator Name: Ori Kimhi

Location Name: BGWC-19 **Latitude: 34.13140210211098** **Longitude: -84.93447065252897** **Well Diameter: 2 in** **Casing Type: PVC** **Screen Length: 10 ft** **Top of Screen: 44.58 ft** **Total Depth: 54.58 ft** **Initial Depth to Water: 15.13 ft**	**Pump Type: QED Dedicated** **Tubing Type: LDPE** **Pump Intake From TOC: 49.58 ft** **Estimated Total Volume Pumped: 4200 ml** **Flow Cell Volume: 90 ml** **Final Flow Rate: 140 ml/min** **Final Draw Down: 1.2 ft**	**Instrument Used: Aqua TROLL 400** **Serial Number: 850735**

Test Notes:
Prepurged 2L

Low-Flow Readings:

Date Time	Elapsed Time	pH	Temperature	Specific Conductivity	RDO Concentration	Turbidity	ORP	Depth to Water	Salinity	Flow
		+/- 0.1	+/- 0.5	+/- 3 %	+/- 0.3	+/- 10	+/- 10	+/- 5	+/- 10	
2/5/2026 10:43 AM	00:00	8.434 pH	8.850 °C	613.0 µS/cm	6.975 mg/L	2.720 NTU	177.5 mV	16.29 ft	0.296 PSU	140.0 ml/min
2/5/2026 10:48 AM	05:00	7.077 pH	13.80 °C	494.8 µS/cm	1.178 mg/L	1.760 NTU	121.2 mV	16.29 ft	0.240 PSU	140.0 ml/min
2/5/2026 10:53 AM	10:00	6.774 pH	14.54 °C	493.6 µS/cm	0.925 mg/L	1.060 NTU	90.4 mV	16.31 ft	0.239 PSU	140.0 ml/min
2/5/2026 10:58 AM	15:00	6.707 pH	14.67 °C	490.3 µS/cm	0.846 mg/L	1.250 NTU	75.4 mV	16.31 ft	0.238 PSU	140.0 ml/min
2/5/2026 11:03 AM	20:00	6.691 pH	14.80 °C	491.9 µS/cm	0.741 mg/L	2.190 NTU	66.2 mV	16.33 ft	0.239 PSU	140.0 ml/min
2/5/2026 11:08 AM	25:00	6.692 pH	14.76 °C	490.1 µS/cm	0.689 mg/L	1.450 NTU	61.1 mV	16.33 ft	0.238 PSU	140.0 ml/min
2/5/2026 11:13 AM	30:00	6.674 pH	14.76 °C	490.7 µS/cm	0.660 mg/L	1.420 NTU	58.2 mV	16.33 ft	0.238 PSU	140.0 ml/min

Samples

Sample ID:	Description:
BGWC-19	Metals, Inorganics, Alkalinity, TDS, Sulfide, Radium

Low-Flow Test Report:

Test Date / Time: 2/5/2026 11:53:17 AM
Project: Plant Bowen AP February 2026
Operator Name: Jay Siewert

Location Name: BGWA-29 **Well Diameter: 2 in** **Casing Type: PVC** **Screen Length: 10 ft** **Top of Screen: 89.03 ft** **Total Depth: 99.03 ft** **Initial Depth to Water: 53.34 ft**	**Pump Type: QED Dedicated** **Tubing Type: LDPE** **Pump Intake From TOC: 94.03 ft** **Estimated Total Volume Pumped: 3200 ml** **Flow Cell Volume: 90 ml** **Final Flow Rate: 160 ml/min** **Final Draw Down: 0.06 ft**	**Instrument Used: Aqua TROLL 400** **Serial Number: 1182553**

Test Notes:
Pre-purged 6 L

Low-Flow Readings:

Date Time	Elapsed Time	pH	Temperature	Specific Conductivity	RDO Concentration	Turbidity	ORP	Depth to Water	Salinity	Flow
		+/- 0.1	+/- 5	+/- 5 %	+/- 10 %	+/- 5	+/- 10	+/- 0.3	+/- 10	
2/5/2026 11:53 AM	00:00	7.762 pH	14.64 °C	192.2 µS/cm	9.185 mg/L	0.340 NTU	105.9 mV	53.40 ft	0.091 PSU	160.0 ml/min
2/5/2026 11:58 AM	05:00	7.773 pH	14.53 °C	192.6 µS/cm	9.244 mg/L	0.490 NTU	88.4 mV	53.40 ft	0.091 PSU	160.0 ml/min
2/5/2026 12:03 PM	10:00	7.778 pH	14.65 °C	193.0 µS/cm	9.250 mg/L	0.520 NTU	86.6 mV	53.40 ft	0.092 PSU	160.0 ml/min
2/5/2026 12:08 PM	15:00	7.778 pH	14.79 °C	192.5 µS/cm	9.256 mg/L	0.380 NTU	84.8 mV	53.40 ft	0.091 PSU	160.0 ml/min
2/5/2026 12:13 PM	20:00	7.780 pH	14.65 °C	193.0 µS/cm	9.253 mg/L	0.360 NTU	84.3 mV	53.40 ft	0.092 PSU	160.0 ml/min

Samples

Sample ID:	Description:
BGWA-29	Metals, Inorganics, Alkalinity, TDS, Sulfide, Radium

Low-Flow Test Report:

Test Date / Time: 2/5/2026 12:13:01 PM
Project: Plant Bowen AP February 2026
Operator Name: Kyle Rhyne

Location Name: BGWC-52 **Well Diameter: 2 in** **Casing Type: PVC** **Screen Length: 10 ft** **Top of Screen: 72.18 ft** **Total Depth: 82.18 ft** **Initial Depth to Water: 40.07 ft**	**Pump Type: QED Dedicated** **Tubing Type: LDPE** **Pump Intake From TOC: 77.18 ft** **Estimated Total Volume Pumped: 7000 ml** **Flow Cell Volume: 90 ml** **Final Flow Rate: 140 ml/min** **Final Draw Down: 0.17 ft**	**Instrument Used: Aqua TROLL 400** **Serial Number: 843593**

Test Notes:
Pre-purged 2.5 L.

Low-Flow Readings:

Date Time	Elapsed Time	pH	Temperature	Specific Conductivity	RDO Concentration	Turbidity	ORP	Depth to Water	Flow
		+/- 0.1	+/- 5	+/- 5 %	+/- 10 %	+/- 5	+/- 10	+/- 0.3	
2/5/2026 12:13 PM	00:00	7.405 pH	13.08 °C	438.5 µS/cm	5.323 mg/L	0.410 NTU	64.9 mV	40.23 ft	140.0 ml/min
2/5/2026 12:18 PM	05:00	7.504 pH	12.29 °C	445.5 µS/cm	5.513 mg/L	0.180 NTU	58.4 mV	40.24 ft	140.0 ml/min
2/5/2026 12:23 PM	10:00	7.591 pH	12.51 °C	445.4 µS/cm	5.544 mg/L	0.190 NTU	41.9 mV	40.24 ft	140.0 ml/min
2/5/2026 12:28 PM	15:00	7.650 pH	12.81 °C	446.8 µS/cm	5.563 mg/L	0.180 NTU	41.3 mV	40.24 ft	140.0 ml/min
2/5/2026 12:33 PM	20:00	7.692 pH	12.67 °C	452.6 µS/cm	5.640 mg/L	0.180 NTU	40.7 mV	40.24 ft	140.0 ml/min
2/5/2026 12:38 PM	25:00	7.718 pH	12.61 °C	456.4 µS/cm	5.764 mg/L	0.200 NTU	40.5 mV	40.25 ft	140.0 ml/min
2/5/2026 12:43 PM	30:00	7.733 pH	12.64 °C	460.0 µS/cm	5.864 mg/L	0.500 NTU	40.4 mV	40.24 ft	140.0 ml/min
2/5/2026 12:48 PM	35:00	7.738 pH	12.72 °C	465.0 µS/cm	6.041 mg/L	0.190 NTU	40.7 mV	40.24 ft	140.0 ml/min
2/5/2026 12:53 PM	40:00	7.749 pH	12.64 °C	466.9 µS/cm	6.123 mg/L	0.210 NTU	40.8 mV	40.24 ft	140.0 ml/min
2/5/2026 12:58 PM	45:00	7.758 pH	12.64 °C	471.2 µS/cm	6.202 mg/L	0.200 NTU	40.7 mV	40.24 ft	140.0 ml/min
2/5/2026 1:03 PM	50:00	7.761 pH	12.59 °C	474.9 µS/cm	6.359 mg/L	0.180 NTU	40.9 mV	40.24 ft	140.0 ml/min

Samples

Sample ID:	Description:
BGWC-52	Metals, Inorganics, Alkalinity, TDS, Sulfide, Radium
FD-03	Metals, Inorganics, TDS, Radium

Created using VuSitu from In-Situ, Inc.

Low-Flow Test Report:

Test Date / Time: 2/5/2026 12:30:27 PM
Project: Plant Bowen AP February 2026
Operator Name: Shannon Northen

Location Name: BGWC-40 **Well Diameter: 2 in** **Casing Type: PVC** **Screen Length: 10 ft** **Top of Screen: 52.74 ft** **Total Depth: 62.74 ft** **Initial Depth to Water: 26.3 ft**	**Pump Type: QED Dedicated** **Tubing Type: LPDE** **Pump Intake From TOC: 57.74 ft** **Estimated Total Volume Pumped: 11000 ml** **Flow Cell Volume: 90 ml** **Final Flow Rate: 110 ml/min** **Final Draw Down: 0.38 ft**	**Instrument Used: Aqua TROLL 400** **Serial Number: 1202788**

Test Notes:
Pre-purged 4.5 L

Low-Flow Readings:

Date Time	Elapsed Time	pH	Temperature	Specific Conductivity	RDO Concentration	Turbidity	ORP	Depth to Water	Salinity	Flow
		+/- 0.1	+/- 100	+/- 5 %	+/- 10 %	+/- 10	+/- 10	+/- 0.3	+/- 10	
2/5/2026 12:30 PM	00:00	6.950 pH	14.90 °C	781.3 µS/cm	0.767 mg/L	9.230 NTU	66.6 mV	26.68 ft	0.385 PSU	110.0 ml/min
2/5/2026 12:35 PM	05:00	6.951 pH	14.77 °C	783.2 µS/cm	0.744 mg/L	8.420 NTU	66.5 mV	26.68 ft	0.386 PSU	110.0 ml/min
2/5/2026 12:40 PM	10:00	6.956 pH	14.78 °C	778.2 µS/cm	0.647 mg/L	8.820 NTU	66.1 mV	26.68 ft	0.383 PSU	110.0 ml/min
2/5/2026 12:45 PM	15:00	6.954 pH	14.72 °C	783.2 µS/cm	0.612 mg/L	8.480 NTU	65.6 mV	26.68 ft	0.386 PSU	110.0 ml/min
2/5/2026 12:50 PM	20:00	6.953 pH	14.77 °C	782.0 µS/cm	0.622 mg/L	7.920 NTU	65.3 mV	26.68 ft	0.385 PSU	110.0 ml/min
2/5/2026 12:55 PM	25:00	6.942 pH	14.87 °C	779.6 µS/cm	0.660 mg/L	7.320 NTU	65.0 mV	26.68 ft	0.384 PSU	110.0 ml/min
2/5/2026 1:00 PM	30:00	6.958 pH	14.74 °C	780.9 µS/cm	0.613 mg/L	7.400 NTU	64.8 mV	26.68 ft	0.385 PSU	110.0 ml/min
2/5/2026 1:05 PM	35:00	6.957 pH	14.68 °C	784.6 µS/cm	0.659 mg/L	7.800 NTU	64.7 mV	26.68 ft	0.387 PSU	110.0 ml/min
2/5/2026 1:10 PM	40:00	6.956 pH	14.84 °C	784.4 µS/cm	0.600 mg/L	7.230 NTU	64.5 mV	26.68 ft	0.386 PSU	110.0 ml/min
2/5/2026 1:15 PM	45:00	6.959 pH	14.75 °C	782.9 µS/cm	0.580 mg/L	5.780 NTU	64.7 mV	26.68 ft	0.386 PSU	110.0 ml/min
2/5/2026 1:20 PM	50:00	6.957 pH	14.68 °C	786.2 µS/cm	0.561 mg/L	5.420 NTU	64.8 mV	26.68 ft	0.387 PSU	110.0 ml/min
2/5/2026 1:25 PM	55:00	6.959 pH	14.58 °C	788.4 µS/cm	0.557 mg/L	5.720 NTU	64.9 mV	26.68 ft	0.388 PSU	110.0 ml/min
2/5/2026 1:30 PM	01:00:00	6.961 pH	14.63 °C	787.1 µS/cm	0.563 mg/L	5.460 NTU	64.8 mV	26.68 ft	0.388 PSU	110.0 ml/min
2/5/2026 1:35 PM	01:05:00	6.959 pH	14.47 °C	789.2 µS/cm	0.623 mg/L	4.910 NTU	64.9 mV	26.68 ft	0.389 PSU	110.0 ml/min
2/5/2026 1:40 PM	01:10:00	6.963 pH	14.48 °C	788.6 µS/cm	0.563 mg/L	4.870 NTU	65.0 mV	26.68 ft	0.389 PSU	110.0 ml/min

2/5/2026 1:45 PM	01:15:00	6.962 pH	14.34 °C	790.7 µS/cm	0.599 mg/L	4.790 NTU	65.1 mV	26.68 ft	0.389 PSU	110.0 ml/min
2/5/2026 1:50 PM	01:20:00	6.960 pH	14.53 °C	792.3 µS/cm	0.571 mg/L	5.100 NTU	64.9 mV	26.68 ft	0.390 PSU	110.0 ml/min
2/5/2026 1:55 PM	01:25:00	6.962 pH	14.57 °C	787.0 µS/cm	0.512 mg/L	5.070 NTU	64.8 mV	26.68 ft	0.388 PSU	110.0 ml/min
2/5/2026 2:00 PM	01:30:00	6.959 pH	14.55 °C	788.3 µS/cm	0.557 mg/L	4.350 NTU	64.6 mV	26.68 ft	0.388 PSU	110.0 ml/min
2/5/2026 2:05 PM	01:35:00	6.959 pH	14.58 °C	787.1 µS/cm	0.544 mg/L	4.780 NTU	64.9 mV	26.68 ft	0.388 PSU	110.0 ml/min
2/5/2026 2:10 PM	01:40:00	6.955 pH	14.56 °C	790.5 µS/cm	0.642 mg/L	4.140 NTU	65.0 mV	26.68 ft	0.389 PSU	110.0 ml/min

Samples

Sample ID:	Description:
BGWC-40	Metals, Inorganics, Alkalinity, TDS, Sulfide, Radium

Low-Flow Test Report:

Test Date / Time: 2/5/2026 12:40:47 PM
Project: Plant Bowen AP February 2026
Operator Name: Ori Kimhi

Location Name: BGWC-20 **Latitude: 34.125648489999996** **Longitude: -84.91387176** **Well Diameter: 2 in** **Casing Type: PVC** **Screen Length: 10 ft** **Top of Screen: 39.73 ft** **Total Depth: 49.73 ft** **Initial Depth to Water: 16.15 ft**	**Pump Type: QED Dedicated** **Tubing Type: LDPE** **Pump Intake From TOC: 44.73 ft** **Estimated Total Volume Pumped: 9700 ml** **Flow Cell Volume: 90 ml** **Final Flow Rate: 100 ml/min** **Final Draw Down: 6.82 ft**	**Instrument Used: Aqua TROLL 400** **Serial Number: 850735**

Test Notes:
Prepurged 4.5 L

Low-Flow Readings:

Date Time	Elapsed Time	pH	Temperature	Specific Conductivity	RDO Concentration	Turbidity	ORP	Depth to Water	Salinity	Flow
		+/- 0.1	+/- 0.5	+/- 3 %	+/- 0.3	+/- 10	+/- 10	+/- 5	+/- 10	
2/5/2026 12:40 PM	00:00	6.770 pH	13.17 °C	1,874 µS/cm	9.062 mg/L	3.720 NTU	63.4 mV	20.71 ft	0.956 PSU	140.0 ml/min
2/5/2026 12:45 PM	05:00	7.017 pH	15.57 °C	1,846 µS/cm	1.019 mg/L	3.020 NTU	18.0 mV	21.08 ft	0.944 PSU	140.0 ml/min
2/5/2026 12:50 PM	10:00	7.077 pH	15.13 °C	1,881 µS/cm	0.945 mg/L	2.520 NTU	9.1 mV	21.35 ft	0.963 PSU	140.0 ml/min
2/5/2026 12:55 PM	15:00	7.101 pH	16.46 °C	1,871 µS/cm	0.909 mg/L	2.540 NTU	3.9 mV	21.64 ft	0.958 PSU	140.0 ml/min
2/5/2026 1:00 PM	20:00	7.123 pH	15.84 °C	1,890 µS/cm	0.891 mg/L	2.680 NTU	1.4 mV	21.82 ft	0.968 PSU	140.0 ml/min
2/5/2026 1:05 PM	25:00	7.133 pH	16.61 °C	1,897 µS/cm	0.856 mg/L	2.070 NTU	-2.7 mV	22.10 ft	0.973 PSU	140.0 ml/min
2/5/2026 1:10 PM	30:00	7.158 pH	15.48 °C	1,893 µS/cm	0.958 mg/L	2.610 NTU	-3.7 mV	22.10 ft	0.969 PSU	100.0 ml/min
2/5/2026 1:15 PM	35:00	7.168 pH	15.93 °C	1,920 µS/cm	0.725 mg/L	2.190 NTU	-8.9 mV	22.10 ft	0.984 PSU	100.0 ml/min
2/5/2026 1:20 PM	40:00	7.173 pH	16.56 °C	1,931 µS/cm	0.501 mg/L	1.630 NTU	-12.5 mV	22.16 ft	0.991 PSU	100.0 ml/min
2/5/2026 1:25 PM	45:00	7.198 pH	15.88 °C	1,913 µS/cm	0.525 mg/L	1.600 NTU	-11.8 mV	22.19 ft	0.981 PSU	100.0 ml/min
2/5/2026 1:30 PM	50:00	7.207 pH	14.89 °C	1,933 µS/cm	0.504 mg/L	1.370 NTU	-12.3 mV	22.24 ft	0.990 PSU	100.0 ml/min
2/5/2026 1:35 PM	55:00	7.199 pH	16.30 °C	1,912 µS/cm	0.684 mg/L	1.320 NTU	-11.4 mV	22.67 ft	0.981 PSU	100.0 ml/min
2/5/2026 1:40 PM	01:00:00	7.201 pH	16.21 °C	1,847 µS/cm	1.017 mg/L	1.720 NTU	-5.1 mV	22.67 ft	0.945 PSU	100.0 ml/min
2/5/2026 1:45 PM	01:05:00	7.194 pH	15.37 °C	1,928 µS/cm	0.784 mg/L	1.190 NTU	-7.9 mV	22.69 ft	0.988 PSU	100.0 ml/min
2/5/2026 1:50 PM	01:10:00	7.218 pH	15.53 °C	1,922 µS/cm	0.611 mg/L	0.980 NTU	-11.0 mV	22.77 ft	0.985 PSU	100.0 ml/min

2/5/2026 1:55 PM	01:15:00	7.221 pH	15.30 °C	1,914 µS/cm	0.756 mg/L	1.260 NTU	-9.8 mV	22.85 ft	0.980 PSU	100.0 ml/min
2/5/2026 2:00 PM	01:20:00	7.220 pH	15.52 °C	1,933 µS/cm	0.742 mg/L	1.080 NTU	-9.9 mV	22.89 ft	0.991 PSU	100.0 ml/min
2/5/2026 2:05 PM	01:25:00	7.222 pH	16.24 °C	1,905 µS/cm	0.588 mg/L	0.900 NTU	-12.0 mV	22.97 ft	0.977 PSU	100.0 ml/min

Samples

Sample ID:	Description:
BGWC-20	Metals, Inorganics, Alkalinity, TDS, Sulfide, Radium

Created using VuSitu from In-Situ, Inc.

Low-Flow Test Report:

Test Date / Time: 2/5/2026 12:52:00 PM
Project: Plant Bowen AP February 2026
Operator Name: Natalie Piparo

Location Name: BGWC-31 **Well Diameter: 2 in** **Casing Type: PVC** **Screen Length: 10 ft** **Top of Screen: 39.7 ft** **Total Depth: 49.7 ft** **Initial Depth to Water: 14.99 ft**	**Pump Type: QED Dedicated** **Tubing Type: LDPE** **Pump Intake From TOC: 44.7 ft** **Estimated Total Volume Pumped: 3000 ml** **Flow Cell Volume: 90 ml** **Final Flow Rate: 120 ml/min** **Final Draw Down: 0.16 ft**	**Instrument Used: Aqua TROLL 400** **Serial Number: 1197755**

Test Notes:
Prepurged 3 L

Low-Flow Readings:

Date Time	Elapsed Time	pH	Temperature	Specific Conductivity	RDO Concentration	Turbidity	ORP	Depth to Water	Salinity	Flow
		+/- 0.1	+/- 1000 %	+/- 5 %	+/- 10 %	+/- 5	+/- 1000 %	+/- 0.3	+/- 1000 %	
2/5/2026 12:52 PM	00:00	7.043 pH	13.57 °C	814.5 µS/cm	0.334 mg/L	1.250 NTU	-9.8 mV	15.15 ft	0.401 PSU	120.0 ml/min
2/5/2026 12:57 PM	05:00	7.058 pH	14.71 °C	790.2 µS/cm	0.211 mg/L	1.400 NTU	-12.0 mV	15.15 ft	0.389 PSU	120.0 ml/min
2/5/2026 1:02 PM	10:00	7.082 pH	14.60 °C	785.5 µS/cm	0.197 mg/L	1.040 NTU	-11.5 mV	15.15 ft	0.387 PSU	120.0 ml/min
2/5/2026 1:07 PM	15:00	7.105 pH	14.91 °C	776.8 µS/cm	0.188 mg/L	0.950 NTU	-8.7 mV	15.15 ft	0.383 PSU	120.0 ml/min
2/5/2026 1:12 PM	20:00	7.111 pH	14.66 °C	782.0 µS/cm	0.188 mg/L	0.810 NTU	-9.8 mV	15.15 ft	0.385 PSU	120.0 ml/min
2/5/2026 1:17 PM	25:00	7.107 pH	14.76 °C	782.3 µS/cm	0.193 mg/L	0.760 NTU	-10.1 mV	15.15 ft	0.385 PSU	120.0 ml/min

Samples

Sample ID:	Description:
BGWC-31	Metals, Inorganics, Alkalinity, TDS, Sulfide, Radium

Low-Flow Test Report:

Test Date / Time: 2/6/2026 10:25:41 AM
Project: Plant Bowen AP February 2026
Operator Name: Natalie Piparo

Location Name: BGWC-43D **Well Diameter: 2 in** **Casing Type: PVC** **Screen Length: 10 ft** **Top of Screen: 156.01 ft** **Total Depth: 166.01 ft** **Initial Depth to Water: 31.79 ft**	**Pump Type: Solinst Model 408** **Tubing Type: LDPE** **Pump Intake From TOC: 161.01 ft** **Estimated Total Volume Pumped: 2750 ml** **Flow Cell Volume: 90 ml** **Final Flow Rate: 110 ml/min** **Final Draw Down: 0.01 ft**	**Instrument Used: Aqua TROLL 400** **Serial Number: 1197755**

Test Notes:
Prepurged 3 L

Low-Flow Readings:

Date Time	Elapsed Time	pH	Temperature	Specific Conductivity	RDO Concentration	Turbidity	ORP	Depth to Water	Salinity	Flow
		+/- 0.1	+/- 1000 %	+/- 5 %	+/- 10 %	+/- 5	+/- 1000 %	+/- 0.3	+/- 1000 %	
2/6/2026 10:25 AM	00:00	6.908 pH	17.09 °C	1,496 µS/cm	0.718 mg/L	4.820 NTU	54.8 mV	31.80 ft	0.759 PSU	110.0 ml/min
2/6/2026 10:30 AM	05:00	6.890 pH	17.31 °C	1,717 µS/cm	0.301 mg/L	3.390 NTU	4.5 mV	31.80 ft	0.877 PSU	110.0 ml/min
2/6/2026 10:35 AM	10:00	6.908 pH	17.08 °C	1,668 µS/cm	0.259 mg/L	2.780 NTU	28.9 mV	31.80 ft	0.850 PSU	110.0 ml/min
2/6/2026 10:40 AM	15:00	6.928 pH	17.08 °C	1,689 µS/cm	0.221 mg/L	1.990 NTU	28.2 mV	31.80 ft	0.861 PSU	110.0 ml/min
2/6/2026 10:45 AM	20:00	6.946 pH	17.29 °C	1,700 µS/cm	0.197 mg/L	1.790 NTU	27.5 mV	31.80 ft	0.867 PSU	110.0 ml/min
2/6/2026 10:50 AM	25:00	6.944 pH	17.12 °C	1,706 µS/cm	0.179 mg/L	1.590 NTU	27.0 mV	31.80 ft	0.870 PSU	110.0 ml/min

Samples

Sample ID:	Description:
BGWC-43D	Metals, Inorganics, Alkalinity, TDS, Sulfide, Radium

Low-Flow Test Report:

Test Date / Time: 2/6/2026 10:29:22 AM
Project: Plant Bowen AP February 2026
Operator Name: Jay Siewert

Location Name: BGWC-32 **Well Diameter: 2 in** **Casing Type: PVC** **Screen Length: 10 ft** **Top of Screen: 41.22 ft** **Total Depth: 51.22 ft** **Initial Depth to Water: 39.16 ft**	**Pump Type: QED Dedicated** **Tubing Type: LDPE** **Pump Intake From TOC: 46.22 ft** **Estimated Total Volume Pumped: 210 ml** **Flow Cell Volume: 90 ml** **Final Flow Rate: 105 ml/min** **Final Draw Down: 0.32 ft**	**Instrument Used: Aqua TROLL 400** **Serial Number: 1182553**

Test Notes:
Complete evacuation performed 2/5/26.

Low-Flow Readings:

Date Time	Elapsed Time	pH	Temperature	Specific Conductivity	RDO Concentration	Turbidity	ORP	Depth to Water	Salinity	Flow
		+/- 0.1	+/- 5	+/- 5 %	+/- 10 %	+/- 5	+/- 10	+/- 0.3	+/- 10	
2/6/2026 10:29 AM	00:00	6.939 pH	11.53 °C	1,289 µS/cm	5.573 mg/L	0.690 NTU	128.5 mV	39.48 ft	0.645 PSU	105.0 ml/min
2/6/2026 10:30 AM	01:00	6.943 pH	11.91 °C	1,279 µS/cm	5.758 mg/L		121.7 mV	39.48 ft	0.640 PSU	105.0 ml/min
2/6/2026 10:31 AM	02:00	6.941 pH	12.77 °C	1,267 µS/cm	5.537 mg/L	0.690 NTU	108.5 mV	39.48 ft	0.634 PSU	105.0 ml/min

Samples

Sample ID:	Description:
BGWC-32	Metals, Inorganics, Alkalinity, TDS, Sulfide, Radium

Created using VuSitu from In-Situ, Inc.

Low-Flow Test Report:

Test Date / Time: 2/6/2026 10:32:07 AM
Project: Plant Bowen AP February 2026
Operator Name: Ori Kimhi

Location Name: BGWA-2 **Latitude: 34.119483754994526** **Longitude: -84.92002538087722** **Well Diameter: 2 in** **Casing Type: PVC** **Screen Length: 10 ft** **Top of Screen: 79.17 ft** **Total Depth: 89.17 ft** **Initial Depth to Water: 61.47 ft**	**Pump Type: Solinst Model 408** **Tubing Type: LDPE** **Pump Intake From TOC: 84.17 ft** **Estimated Total Volume Pumped: 8400 ml** **Flow Cell Volume: 90 ml** **Final Flow Rate: 120 ml/min** **Final Draw Down: 0 ft**	**Instrument Used: Aqua TROLL 400** **Serial Number: 850735**

Test Notes:
Prepurged: 3 L

Low-Flow Readings:

Date Time	Elapsed Time	pH	Temperature	Specific Conductivity	RDO Concentration	Turbidity	ORP	Depth to Water	Salinity	Flow
		+/- 0.1	+/- 0.5	+/- 5 %	+/- 0.2	+/- 10	+/- 10	+/- 5	+/- 10	
2/6/2026 10:32 AM	00:00	7.964 pH	24.97 °C	477.4 µS/cm	5.196 mg/L	26.00 NTU	184.3 mV	61.47 ft	0.232 PSU	120.0 ml/min
2/6/2026 10:37 AM	05:00	7.654 pH	17.63 °C	448.1 µS/cm	4.815 mg/L	19.60 NTU	131.1 mV	61.47 ft	0.217 PSU	120.0 ml/min
2/6/2026 10:42 AM	10:00	7.491 pH	17.10 °C	449.3 µS/cm	4.742 mg/L	14.50 NTU	64.7 mV	61.47 ft	0.218 PSU	120.0 ml/min
2/6/2026 10:47 AM	15:00	7.450 pH	17.00 °C	448.4 µS/cm	4.518 mg/L	13.30 NTU	51.1 mV	61.47 ft	0.217 PSU	120.0 ml/min
2/6/2026 10:52 AM	20:00	7.436 pH	17.14 °C	447.6 µS/cm	4.223 mg/L	12.20 NTU	45.6 mV	61.47 ft	0.217 PSU	120.0 ml/min
2/6/2026 10:57 AM	25:00	7.438 pH	17.35 °C	448.9 µS/cm	4.014 mg/L	15.80 NTU	43.1 mV	61.47 ft	0.218 PSU	120.0 ml/min
2/6/2026 11:02 AM	30:00	7.455 pH	17.36 °C	446.2 µS/cm	3.836 mg/L	9.650 NTU	41.6 mV	61.47 ft	0.216 PSU	120.0 ml/min
2/6/2026 11:07 AM	35:00	7.463 pH	17.54 °C	442.8 µS/cm	3.636 mg/L	10.80 NTU	40.1 mV	61.47 ft	0.215 PSU	120.0 ml/min
2/6/2026 11:12 AM	40:00	7.476 pH	17.49 °C	439.6 µS/cm	3.429 mg/L	7.720 NTU	38.3 mV	61.47 ft	0.213 PSU	120.0 ml/min
2/6/2026 11:17 AM	45:00	7.484 pH	17.23 °C	442.4 µS/cm	3.372 mg/L	6.310 NTU	37.2 mV	61.47 ft	0.214 PSU	120.0 ml/min
2/6/2026 11:22 AM	50:00	7.486 pH	17.45 °C	441.0 µS/cm	3.269 mg/L	4.710 NTU	36.9 mV	61.47 ft	0.214 PSU	120.0 ml/min
2/6/2026 11:27 AM	55:00	7.497 pH	17.83 °C	439.0 µS/cm	3.164 mg/L	6.720 NTU	36.5 mV	61.47 ft	0.213 PSU	120.0 ml/min
2/6/2026 11:32 AM	01:00:00	7.517 pH	17.86 °C	437.5 µS/cm	3.096 mg/L	8.030 NTU	35.3 mV	61.47 ft	0.212 PSU	120.0 ml/min
2/6/2026 11:37 AM	01:05:00	7.530 pH	17.82 °C	437.2 µS/cm	3.084 mg/L	3.990 NTU	34.6 mV	61.47 ft	0.212 PSU	120.0 ml/min
2/6/2026 11:42 AM	01:10:00	7.523 pH	18.03 °C	438.0 µS/cm	3.097 mg/L	3.580 NTU	35.2 mV	61.47 ft	0.212 PSU	120.0 ml/min

Samples

Sample ID:	Description:
BGWA-2	Metals, Inorganics, Alkalinity, TDS, Sulfide, Radium

Low-Flow Test Report:

Test Date / Time: 2/6/2026 10:45:16 AM
Project: Plant Bowen AP February 2026
Operator Name: Kyle Rhyne

Location Name: BGWC-23 **Well Diameter: 2 in** **Casing Type: PVC** **Screen Length: 10 ft** **Top of Screen: 40.95 ft** **Total Depth: 50.95 ft** **Initial Depth to Water: 32.88 ft**	**Pump Type: QED Bladder** **Tubing Type: LDPE** **Pump Intake From TOC: 45.95 ft** **Estimated Total Volume Pumped: 5200 ml** **Flow Cell Volume: 90 ml** **Final Flow Rate: 130 ml/min** **Final Draw Down: 1.16 ft**	**Instrument Used: Aqua TROLL 400** **Serial Number: 843593**

Test Notes:
Pre-purged 3L.

Low-Flow Readings:

Date Time	Elapsed Time	pH	Temperature	Specific Conductivity	RDO Concentration	Turbidity	ORP	Depth to Water	Flow
		+/- 0.1	+/- 5	+/- 5 %	+/- 10 %	+/- 5	+/- 10	+/- 0.3	
2/6/2026 10:45 AM	00:00	7.065 pH	15.14 °C	2,069 µS/cm	0.754 mg/L	0.650 NTU	-149.2 mV	34.21 ft	130.0 ml/min
2/6/2026 10:50 AM	05:00	7.069 pH	14.66 °C	2,018 µS/cm	0.719 mg/L	0.850 NTU	-137.0 mV	34.20 ft	130.0 ml/min
2/6/2026 10:55 AM	10:00	7.069 pH	14.72 °C	1,988 µS/cm	0.696 mg/L	0.580 NTU	-134.5 mV	34.19 ft	130.0 ml/min
2/6/2026 11:00 AM	15:00	7.065 pH	14.85 °C	1,943 µS/cm	0.674 mg/L	0.550 NTU	-127.0 mV	34.17 ft	130.0 ml/min
2/6/2026 11:05 AM	20:00	7.064 pH	14.84 °C	1,904 µS/cm	0.658 mg/L	0.580 NTU	-124.5 mV	34.14 ft	130.0 ml/min
2/6/2026 11:10 AM	25:00	7.057 pH	14.82 °C	1,871 µS/cm	0.653 mg/L	0.700 NTU	-121.9 mV	34.10 ft	130.0 ml/min
2/6/2026 11:15 AM	30:00	7.045 pH	15.06 °C	1,818 µS/cm	0.651 mg/L	0.640 NTU	-117.6 mV	34.09 ft	130.0 ml/min
2/6/2026 11:20 AM	35:00	7.032 pH	14.96 °C	1,800 µS/cm	0.651 mg/L	0.540 NTU	-114.1 mV	34.05 ft	130.0 ml/min
2/6/2026 11:25 AM	40:00	7.021 pH	14.85 °C	1,779 µS/cm	0.652 mg/L	0.490 NTU	-116.3 mV	34.04 ft	130.0 ml/min

Samples

Sample ID:	Description:
BGWC-23	Metals, Inorganics, Alkalinity, TDS, Sulfide, Radium

Low-Flow Test Report:

Test Date / Time: 2/6/2026 11:50:43 AM
Project: Plant Bowen AP February 2026
Operator Name: Shannon Northen

Location Name: BGWC-35D **Well Diameter: 2 in** **Casing Type: PVC** **Screen Length: 10 ft** **Top of Screen: 70.94 ft** **Total Depth: 80.94 ft** **Initial Depth to Water: 33.89 ft**	**Pump Type: QED Bladder** **Tubing Type: LPDE** **Pump Intake From TOC: 75.94 ft** **Estimated Total Volume Pumped: 4000 ml** **Flow Cell Volume: 90 ml** **Final Flow Rate: 100 ml/min** **Final Draw Down: 0.53 ft**	**Instrument Used: Aqua TROLL 400** **Serial Number: 1202788**

Test Notes:
Pre-purged 8.5 L

Low-Flow Readings:

Date Time	Elapsed Time	pH	Temperature	Specific Conductivity	RDO Concentration	Turbidity	ORP	Depth to Water	Salinity	Flow
		+/- 0.1	+/- 100	+/- 5 %	+/- 10 %	+/- 10	+/- 10	+/- 0.3	+/- 10	
2/6/2026 11:50 AM	00:00	6.983 pH	18.14 °C	3,048 µS/cm	0.070 mg/L	15.50 NTU	1.8 mV	34.39 ft	1.605 PSU	100.0 ml/min
2/6/2026 11:55 AM	05:00	6.990 pH	18.09 °C	3,077 µS/cm	0.066 mg/L	12.20 NTU	7.0 mV	34.39 ft	1.621 PSU	100.0 ml/min
2/6/2026 12:00 PM	10:00	6.999 pH	18.11 °C	3,081 µS/cm	0.063 mg/L	9.850 NTU	10.2 mV	34.39 ft	1.623 PSU	100.0 ml/min
2/6/2026 12:05 PM	15:00	7.001 pH	18.13 °C	3,075 µS/cm	0.063 mg/L	8.600 NTU	11.9 mV	34.40 ft	1.620 PSU	100.0 ml/min
2/6/2026 12:10 PM	20:00	7.002 pH	18.32 °C	3,090 µS/cm	0.065 mg/L	7.300 NTU	13.0 mV	34.40 ft	1.628 PSU	100.0 ml/min
2/6/2026 12:15 PM	25:00	7.008 pH	18.40 °C	3,091 µS/cm	0.064 mg/L	6.260 NTU	14.2 mV	34.40 ft	1.629 PSU	100.0 ml/min
2/6/2026 12:20 PM	30:00	7.012 pH	18.53 °C	3,089 µS/cm	0.064 mg/L	5.740 NTU	15.2 mV	34.40 ft	1.628 PSU	100.0 ml/min
2/6/2026 12:25 PM	35:00	7.016 pH	18.57 °C	3,092 µS/cm	0.060 mg/L	5.250 NTU	15.9 mV	34.42 ft	1.630 PSU	100.0 ml/min
2/6/2026 12:30 PM	40:00	7.019 pH	18.53 °C	3,102 µS/cm	0.062 mg/L	4.460 NTU	16.5 mV	34.42 ft	1.635 PSU	100.0 ml/min

Samples

Sample ID:	Description:
BGWC-35D	Metals, Inorganics, Alkalinity, TDS, Sulfide, Radium

Low-Flow Test Report:

Test Date / Time: 2/9/2026 9:55:27 AM
Project: Plant Bowen AP February 2026
Operator Name: Ori Kimhi

Location Name: BGWC-30 **Latitude: 34.1206415586131** **Longitude: -84.92727611466063** **Well Diameter: 2 in** **Casing Type: PVC** **Screen Length: 10 ft** **Top of Screen: 49.98 ft** **Total Depth: 59.98 ft** **Initial Depth to Water: 33.19 ft**	**Pump Type: QED Bladder** **Tubing Type: LDPE** **Pump Intake From TOC: 54.98 ft** **Estimated Total Volume Pumped: 7200 ml** **Flow Cell Volume: 90 ml** **Final Flow Rate: 120 ml/min** **Final Draw Down: 0 ft**	**Instrument Used: Aqua TROLL 400** **Serial Number: 850735**

Test Notes:
Prepurged 2L

Low-Flow Readings:

Date Time	Elapsed Time	pH	Temperature	Specific Conductivity	RDO Concentration	Turbidity	ORP	Depth to Water	Salinity	Flow
		+/- 0.1	+/- 0.5	+/- 5 %	+/- 0.2	+/- 10	+/- 10	+/- 5	+/- 10	
2/9/2026 9:55 AM	00:00	8.556 pH	18.09 °C	569.2 µS/cm	6.137 mg/L	1.950 NTU	188.9 mV	33.19 ft	0.278 PSU	120.0 ml/min
2/9/2026 10:00 AM	05:00	7.629 pH	16.29 °C	493.8 µS/cm	3.451 mg/L	1.200 NTU	151.7 mV	33.19 ft	0.240 PSU	120.0 ml/min
2/9/2026 10:05 AM	10:00	7.415 pH	16.47 °C	494.8 µS/cm	3.508 mg/L	1.150 NTU	82.1 mV	33.19 ft	0.240 PSU	120.0 ml/min
2/9/2026 10:10 AM	15:00	7.368 pH	16.96 °C	504.2 µS/cm	3.791 mg/L	1.010 NTU	66.4 mV	33.19 ft	0.245 PSU	120.0 ml/min
2/9/2026 10:15 AM	20:00	7.363 pH	16.96 °C	515.1 µS/cm	4.107 mg/L	1.110 NTU	61.3 mV	33.19 ft	0.251 PSU	120.0 ml/min
2/9/2026 10:20 AM	25:00	7.375 pH	17.05 °C	523.8 µS/cm	4.211 mg/L	1.150 NTU	58.8 mV	33.19 ft	0.255 PSU	120.0 ml/min
2/9/2026 10:25 AM	30:00	7.380 pH	17.32 °C	545.1 µS/cm	4.343 mg/L	1.260 NTU	57.7 mV	33.19 ft	0.266 PSU	120.0 ml/min
2/9/2026 10:30 AM	35:00	7.400 pH	17.54 °C	563.4 µS/cm	4.347 mg/L	1.470 NTU	56.8 mV	33.19 ft	0.275 PSU	120.0 ml/min
2/9/2026 10:35 AM	40:00	7.393 pH	17.59 °C	582.6 µS/cm	4.361 mg/L	1.450 NTU	56.3 mV	33.19 ft	0.285 PSU	120.0 ml/min
2/9/2026 10:40 AM	45:00	7.402 pH	17.54 °C	594.4 µS/cm	4.265 mg/L	1.560 NTU	55.3 mV	33.19 ft	0.291 PSU	120.0 ml/min
2/9/2026 10:45 AM	50:00	7.403 pH	17.57 °C	596.5 µS/cm	4.163 mg/L	1.380 NTU	54.7 mV	33.19 ft	0.292 PSU	120.0 ml/min
2/9/2026 10:50 AM	55:00	7.403 pH	17.59 °C	605.1 µS/cm	4.209 mg/L	1.630 NTU	53.7 mV	33.19 ft	0.296 PSU	120.0 ml/min
2/9/2026 10:55 AM	01:00:00	7.405 pH	17.75 °C	607.4 µS/cm	4.128 mg/L	1.460 NTU	53.2 mV	33.19 ft	0.297 PSU	120.0 ml/min

Samples

Sample ID:	Description:
BGWC-30	Metals, Inorganics, Alkalinity, TDS, Sulfide, Radium

Created using VuSitu from In-Situ, Inc.

Low-Flow Test Report:

Test Date / Time: 2/9/2026 10:46:51 AM
Project: Plant Bowen AP February 2026
Operator Name: Shannon Northen

Location Name: BGWC-38D **Well Diameter: 2 in** **Casing Type: PVC** **Screen Length: 10 ft** **Top of Screen: 118.11 ft** **Total Depth: 128.11 ft** **Initial Depth to Water: 32.45 ft**	**Pump Type: QED Bladder** **Tubing Type: LPDE** **Pump Intake From TOC: 123.11 ft** **Estimated Total Volume Pumped: 7800 ml** **Flow Cell Volume: 90 ml** **Final Flow Rate: 120 ml/min** **Final Draw Down: 0 ft**	**Instrument Used: Aqua TROLL 400** **Serial Number: 1202788**

Test Notes:
Pre-purged 6.5 L

Low-Flow Readings:

Date Time	Elapsed Time	pH	Temperature	Specific Conductivity	RDO Concentration	Turbidity	ORP	Depth to Water	Salinity	Flow
		+/- 0.1	+/- 100	+/- 5 %	+/- 10 %	+/- 10	+/- 10	+/- 0.3	+/- 10	
2/9/2026 10:46 AM	00:00	7.156 pH	18.27 °C	1,455 µS/cm	0.119 mg/L	12.80 NTU	42.6 mV	32.45 ft	0.737 PSU	120.0 ml/min
2/9/2026 10:51 AM	05:00	7.158 pH	18.01 °C	1,469 µS/cm	0.118 mg/L	8.720 NTU	41.0 mV	32.45 ft	0.745 PSU	120.0 ml/min
2/9/2026 10:56 AM	10:00	7.158 pH	18.33 °C	1,471 µS/cm	0.114 mg/L	6.520 NTU	44.0 mV	32.45 ft	0.746 PSU	120.0 ml/min
2/9/2026 11:01 AM	15:00	7.160 pH	18.18 °C	1,472 µS/cm	0.112 mg/L	7.020 NTU	44.9 mV	32.45 ft	0.746 PSU	120.0 ml/min
2/9/2026 11:06 AM	20:00	7.162 pH	18.39 °C	1,471 µS/cm	0.108 mg/L	12.40 NTU	45.2 mV	32.45 ft	0.746 PSU	120.0 ml/min
2/9/2026 11:11 AM	25:00	7.165 pH	18.52 °C	1,471 µS/cm	0.106 mg/L	6.570 NTU	45.6 mV	32.45 ft	0.746 PSU	120.0 ml/min
2/9/2026 11:16 AM	30:00	7.163 pH	18.71 °C	1,473 µS/cm	0.104 mg/L	6.740 NTU	45.6 mV	32.45 ft	0.747 PSU	120.0 ml/min
2/9/2026 11:21 AM	35:00	7.165 pH	18.76 °C	1,470 µS/cm	0.103 mg/L	4.950 NTU	45.9 mV	32.45 ft	0.746 PSU	120.0 ml/min
2/9/2026 11:26 AM	40:00	7.170 pH	18.78 °C	1,470 µS/cm	0.101 mg/L	5.300 NTU	46.2 mV	32.45 ft	0.746 PSU	120.0 ml/min
2/9/2026 11:31 AM	45:00	7.172 pH	18.70 °C	1,472 µS/cm	0.101 mg/L	7.000 NTU	46.5 mV	32.45 ft	0.747 PSU	120.0 ml/min
2/9/2026 11:36 AM	50:00	7.173 pH	18.65 °C	1,473 µS/cm	0.101 mg/L	5.380 NTU	46.7 mV	32.45 ft	0.747 PSU	120.0 ml/min
2/9/2026 11:41 AM	55:00	7.177 pH	18.67 °C	1,473 µS/cm	0.098 mg/L	4.980 NTU	46.9 mV	32.45 ft	0.747 PSU	120.0 ml/min
2/9/2026 11:46 AM	01:00:00	7.179 pH	18.74 °C	1,476 µS/cm	0.099 mg/L	4.890 NTU	47.0 mV	32.45 ft	0.749 PSU	120.0 ml/min
2/9/2026 11:51 AM	01:05:00	7.178 pH	18.91 °C	1,475 µS/cm	0.098 mg/L	3.380 NTU	47.0 mV	32.45 ft	0.748 PSU	120.0 ml/min

Samples

Sample ID:	Description:
BGWC-38D	Metals, Inorganics, Alkalinity, TDS, Sulfide, Radium

Created using VuSitu from In-Situ, Inc.

Low-Flow Test Report:

Test Date / Time: 2/9/2026 10:55:44 AM
Project: Plant Bowen AP February 2026
Operator Name: Jay Siewert

Location Name: BGWC-49D **Well Diameter: 2 in** **Casing Type: PVC** **Screen Length: 10 ft** **Top of Screen: 300.68 ft** **Total Depth: 310.68 ft** **Initial Depth to Water: 32.07 ft**	**Pump Type: Solinst Model 408** **Tubing Type: LDPE** **Pump Intake From TOC: 305.68 ft** **Estimated Total Volume Pumped: 19850 ml** **Flow Cell Volume: 90 ml** **Final Flow Rate: 110 ml/min** **Final Draw Down: 25.22 ft**	**Instrument Used: Aqua TROLL 400** **Serial Number: 1182553**

Test Notes:
Pre-purged 12 L

Low-Flow Readings:

Date Time	Elapsed Time	pH	Temperature	Specific Conductivity	RDO Concentration	Turbidity	ORP	Depth to Water	Salinity	Flow
		+/- 0.1	+/- 5	+/- 5 %	+/- 10 %	+/- 5	+/- 10	+/- 0.3	+/- 10	
2/9/2026 10:55 AM	00:00	7.166 pH	19.26 °C	1,936 µS/cm	0.068 mg/L	0.360 NTU	24.2 mV	46.68 ft	0.995 PSU	200.0 ml/min
2/9/2026 11:00 AM	05:00	7.165 pH	19.12 °C	1,949 µS/cm	0.071 mg/L	0.410 NTU	42.6 mV	47.27 ft	1.002 PSU	200.0 ml/min
2/9/2026 11:05 AM	10:00	7.163 pH	19.35 °C	1,962 µS/cm	0.065 mg/L	0.340 NTU	43.6 mV	48.05 ft	1.010 PSU	200.0 ml/min
2/9/2026 11:10 AM	15:00	7.163 pH	19.51 °C	1,958 µS/cm	0.064 mg/L	0.470 NTU	43.4 mV	48.83 ft	1.008 PSU	200.0 ml/min
2/9/2026 11:15 AM	20:00	7.160 pH	19.52 °C	1,958 µS/cm	0.063 mg/L	0.430 NTU	43.3 mV	49.44 ft	1.008 PSU	200.0 ml/min
2/9/2026 11:20 AM	25:00	7.165 pH	19.46 °C	1,955 µS/cm	0.061 mg/L	0.500 NTU	43.4 mV	50.25 ft	1.006 PSU	200.0 ml/min
2/9/2026 11:25 AM	30:00	7.162 pH	19.67 °C	1,963 µS/cm	0.061 mg/L	0.680 NTU	42.8 mV	50.77 ft	1.010 PSU	200.0 ml/min
2/9/2026 11:30 AM	35:00	7.161 pH	19.86 °C	1,947 µS/cm	0.059 mg/L	0.890 NTU	42.0 mV	51.39 ft	1.002 PSU	200.0 ml/min
2/9/2026 11:35 AM	40:00	7.164 pH	19.80 °C	1,951 µS/cm	0.057 mg/L	0.880 NTU	40.9 mV	52.08 ft	1.004 PSU	200.0 ml/min
2/9/2026 11:40 AM	45:00	7.161 pH	20.00 °C	1,953 µS/cm	0.058 mg/L	0.490 NTU	38.8 mV	52.65 ft	1.005 PSU	200.0 ml/min
2/9/2026 11:45 AM	50:00	7.160 pH	20.12 °C	1,953 µS/cm	0.058 mg/L	0.600 NTU	37.2 mV	53.28 ft	1.005 PSU	200.0 ml/min
2/9/2026 11:50 AM	55:00	7.161 pH	20.21 °C	1,959 µS/cm	0.058 mg/L	0.740 NTU	35.5 mV	53.72 ft	1.008 PSU	200.0 ml/min
2/9/2026 11:55 AM	01:00:00	7.160 pH	20.31 °C	1,954 µS/cm	0.058 mg/L	0.640 NTU	33.5 mV	54.34 ft	1.006 PSU	200.0 ml/min
2/9/2026 12:00 PM	01:05:00	7.162 pH	20.28 °C	1,954 µS/cm	0.058 mg/L	0.760 NTU	32.5 mV	54.86 ft	1.006 PSU	200.0 ml/min
2/9/2026 12:05 PM	01:10:00	7.159 pH	20.50 °C	1,942 µS/cm	0.058 mg/L	0.550 NTU	31.2 mV	55.38 ft	0.999 PSU	200.0 ml/min

2/9/2026 12:10 PM	01:15:00	7.159 pH	20.65 °C	1,945 µS/cm	0.057 mg/L	0.810 NTU	30.5 mV	55.91 ft	1.001 PSU	200.0 ml/min
2/9/2026 12:15 PM	01:20:00	7.155 pH	20.72 °C	1,957 µS/cm	0.059 mg/L	0.670 NTU	31.1 mV	56.37 ft	1.008 PSU	200.0 ml/min
2/9/2026 12:20 PM	01:25:00	7.159 pH	20.60 °C	1,943 µS/cm	0.071 mg/L	0.630 NTU	32.6 mV	56.65 ft	1.000 PSU	130.0 ml/min
2/9/2026 12:25 PM	01:30:00	7.157 pH	20.61 °C	1,950 µS/cm	0.082 mg/L	0.610 NTU	33.1 mV	56.82 ft	1.004 PSU	110.0 ml/min
2/9/2026 12:30 PM	01:35:00	7.158 pH	20.40 °C	1,949 µS/cm	0.084 mg/L	0.560 NTU	34.4 mV	56.96 ft	1.003 PSU	110.0 ml/min
2/9/2026 12:35 PM	01:40:00	7.155 pH	20.63 °C	1,952 µS/cm	0.087 mg/L	0.750 NTU	34.1 mV	57.05 ft	1.005 PSU	110.0 ml/min
2/9/2026 12:40 PM	01:45:00	7.151 pH	20.72 °C	1,956 µS/cm	0.087 mg/L	0.540 NTU	33.6 mV	57.20 ft	1.007 PSU	110.0 ml/min
2/9/2026 12:45 PM	01:50:00	7.149 pH	20.85 °C	1,954 µS/cm	0.087 mg/L	0.470 NTU	33.6 mV	57.29 ft	1.006 PSU	110.0 ml/min

Samples

Sample ID:	Description:
BGWC-49D	Metals, Inorganics, Alkalinity, TDS, Sulfide, Radium

Low-Flow Test Report:

Test Date / Time: 2/10/2026 8:58:36 AM
Project: Plant Bowen AP February 2026
Operator Name: Ori Kimhi

Location Name: BGWC-22 **Latitude: 34.1247917919395** **Longitude: -84.93403934867084** **Well Diameter: 2 in** **Casing Type: PVC** **Screen Length: 10 ft** **Top of Screen: 33.05 ft** **Total Depth: 43.05 ft** **Initial Depth to Water: 32.54 ft**	**Pump Type: QED Bladder** **Tubing Type: LDPE** **Pump Intake From TOC: 38.05 ft** **Estimated Total Volume Pumped: 3500 ml** **Flow Cell Volume: 90 ml** **Final Flow Rate: 100 ml/min** **Final Draw Down: 0.7 ft**	**Instrument Used: Aqua TROLL 400** **Serial Number: 850735**

Test Notes:
Prepurged: 1L

Low-Flow Readings:

Date Time	Elapsed Time	pH	Temperature	Specific Conductivity	RDO Concentration	Turbidity	ORP	Depth to Water	Salinity	Flow
		+/- 0.1	+/- 0.5	+/- 5 %	+/- 0.2	+/- 10	+/- 10	+/- 5	+/- 10	
2/10/2026 8:58 AM	00:00	8.126 pH	13.86 °C	1,780 µS/cm	5.737 mg/L	0.980 NTU	201.1 mV	33.00 ft	0.907 PSU	100.0 ml/min
2/10/2026 9:03 AM	05:00	7.059 pH	15.08 °C	1,428 µS/cm	0.351 mg/L	0.870 NTU	128.2 mV	33.08 ft	0.721 PSU	100.0 ml/min
2/10/2026 9:08 AM	10:00	6.981 pH	15.42 °C	1,425 µS/cm	0.252 mg/L	0.890 NTU	74.2 mV	33.11 ft	0.720 PSU	100.0 ml/min
2/10/2026 9:13 AM	15:00	6.986 pH	15.50 °C	1,414 µS/cm	0.220 mg/L	0.870 NTU	53.8 mV	33.18 ft	0.714 PSU	100.0 ml/min
2/10/2026 9:18 AM	20:00	6.979 pH	15.61 °C	1,424 µS/cm	0.250 mg/L	0.990 NTU	44.8 mV	33.21 ft	0.720 PSU	100.0 ml/min
2/10/2026 9:23 AM	25:00	6.982 pH	15.67 °C	1,419 µS/cm	0.344 mg/L	1.180 NTU	40.0 mV	33.24 ft	0.717 PSU	100.0 ml/min
2/10/2026 9:28 AM	30:00	6.977 pH	15.81 °C	1,410 µS/cm	0.434 mg/L	2.800 NTU	36.7 mV	33.24 ft	0.712 PSU	100.0 ml/min
2/10/2026 9:33 AM	35:00	6.986 pH	15.75 °C	1,416 µS/cm	0.460 mg/L	1.870 NTU	34.1 mV	33.24 ft	0.715 PSU	100.0 ml/min

Samples

Sample ID:	Description:
BGWC-22	Metals, Inorganics, Alkalinity, TDS, Sulfide, Radium
FD-04	Metals, Inorganics, TDS, Radium

Low-Flow Test Report:

Test Date / Time: 4/9/2026 9:36:48 AM
Project: Plant Bowen AP Resample April 2026
Operator Name: Jay Siewert

Location Name: BGWC-24 **Well Diameter: 2 in** **Casing Type: PVC** **Screen Length: 10 ft** **Top of Screen: 56.11 ft** **Total Depth: 66.11 ft** **Initial Depth to Water: 20.34 ft**	**Pump Type: Geotech Peristaltic** **Tubing Type: LDPE** **Pump Intake From TOC: 61.11 ft** **Estimated Total Volume Pumped: 5350 ml** **Flow Cell Volume: 90 ml** **Final Flow Rate: 100 ml/min** **Final Draw Down: 4.38 ft**	**Instrument Used: Aqua TROLL 400** **Serial Number: 1306331**

Test Notes:
Prepurged 3 L

Low-Flow Readings:

Date Time	Elapsed Time	pH	Temperature	Specific Conductivity	RDO Concentration	Turbidity	ORP	Depth to Water	Salinity	Flow
		+/- 0.1	+/- 5	+/- 5 %	+/- 10 %	+/- 5	+/- 10	+/- 0.3	+/- 10	
4/9/2026 9:36 AM	00:00	6.708 pH	17.14 °C	2,067 µS/cm	1.507 mg/L	0.580 NTU	157.3 mV	22.90 ft	1.065 PSU	110.0 ml/min
4/9/2026 9:41 AM	05:00	6.704 pH	17.41 °C	2,068 µS/cm	1.482 mg/L	0.910 NTU	119.8 mV	23.18 ft	1.066 PSU	110.0 ml/min
4/9/2026 9:46 AM	10:00	6.705 pH	17.66 °C	2,052 µS/cm	1.443 mg/L	0.590 NTU	95.0 mV	23.48 ft	1.057 PSU	110.0 ml/min
4/9/2026 9:51 AM	15:00	6.707 pH	17.51 °C	2,055 µS/cm	1.432 mg/L	0.660 NTU	76.4 mV	23.69 ft	1.059 PSU	110.0 ml/min
4/9/2026 9:56 AM	20:00	6.718 pH	17.61 °C	2,065 µS/cm	1.419 mg/L	0.320 NTU	61.9 mV	23.90 ft	1.064 PSU	110.0 ml/min
4/9/2026 10:01 AM	25:00	6.720 pH	18.01 °C	2,043 µS/cm	1.376 mg/L	0.690 NTU	54.3 mV	24.11 ft	1.053 PSU	110.0 ml/min
4/9/2026 10:06 AM	30:00	6.717 pH	18.41 °C	2,033 µS/cm	1.355 mg/L	0.750 NTU	49.7 mV	24.30 ft	1.048 PSU	110.0 ml/min
4/9/2026 10:11 AM	35:00	6.715 pH	18.71 °C	2,026 µS/cm	1.341 mg/L	0.580 NTU	47.9 mV	24.42 ft	1.044 PSU	100.0 ml/min
4/9/2026 10:16 AM	40:00	6.717 pH	19.03 °C	2,030 µS/cm	1.335 mg/L	0.500 NTU	46.2 mV	24.51 ft	1.046 PSU	100.0 ml/min
4/9/2026 10:21 AM	45:00	6.725 pH	19.51 °C	2,029 µS/cm	1.317 mg/L	0.440 NTU	45.7 mV	24.61 ft	1.046 PSU	100.0 ml/min
4/9/2026 10:26 AM	50:00	6.728 pH	19.51 °C	2,028 µS/cm	1.307 mg/L	0.310 NTU	44.3 mV	24.72 ft	1.045 PSU	100.0 ml/min

Samples

Sample ID:	Description:
BGWC-24	Diss. Mercury, Mercury

FD-01	Diss. Mercury, Mercury

Created using VuSitu from In-Situ, Inc.

Low-Flow Test Report:

Test Date / Time: 4/7/2026 10:48:00 AM
Project: Plant Bowen AP BGWC-20 Quarterly Sampling 2026Q2
Operator Name: Natalie Piparo

Location Name: BGWC-20 **Well Diameter: 2 in** **Casing Type: PVC** **Screen Length: 10 ft** **Top of Screen: 39.94 ft** **Total Depth: 49.94 ft** **Initial Depth to Water: 16.2 ft**	**Pump Type: QED Dedicated** **Tubing Type: LDPE** **Pump Intake From TOC: 44.94 ft** **Estimated Total Volume Pumped: 7700 ml** **Flow Cell Volume: 90 ml** **Final Flow Rate: 110 ml/min** **Final Draw Down: 8.24 ft**	**Instrument Used: Aqua TROLL 400** **Serial Number: 1197755**

Test Notes:
Prepurged 8 L

Low-Flow Readings:

Date Time	Elapsed Time	pH	Temperature	Specific Conductivity	RDO Concentration	Turbidity	ORP	Depth to Water	Salinity	Flow
		+/- 0.1	+/- 1000 %	+/- 5 %	+/- 10 %	+/- 5	+/- 1000 %	+/- 0.3	+/- 1000 %	
4/7/2026 10:48 AM	00:00	7.039 pH	17.71 °C	1,932 µS/cm	2.168 mg/L	1.380 NTU	36.3 mV	22.85 ft	0.992 PSU	110.0 ml/min
4/7/2026 10:53 AM	05:00	7.051 pH	17.76 °C	1,912 µS/cm	2.030 mg/L	0.660 NTU	31.5 mV	23.03 ft	0.982 PSU	110.0 ml/min
4/7/2026 10:58 AM	10:00	7.050 pH	17.89 °C	1,840 µS/cm	1.864 mg/L	0.700 NTU	55.7 mV	23.20 ft	0.943 PSU	110.0 ml/min
4/7/2026 11:03 AM	15:00	7.049 pH	18.08 °C	1,828 µS/cm	1.769 mg/L	0.520 NTU	58.6 mV	23.26 ft	0.937 PSU	110.0 ml/min
4/7/2026 11:08 AM	20:00	7.043 pH	18.51 °C	1,814 µS/cm	1.492 mg/L	0.320 NTU	59.8 mV	23.25 ft	0.930 PSU	110.0 ml/min
4/7/2026 11:13 AM	25:00	7.040 pH	18.57 °C	1,878 µS/cm	1.177 mg/L	0.370 NTU	60.3 mV	23.50 ft	0.964 PSU	110.0 ml/min
4/7/2026 11:18 AM	30:00	7.046 pH	18.69 °C	1,840 µS/cm	1.149 mg/L	0.280 NTU	62.0 mV	23.55 ft	0.943 PSU	110.0 ml/min
4/7/2026 11:23 AM	35:00	7.052 pH	18.82 °C	1,849 µS/cm	1.432 mg/L	0.400 NTU	64.1 mV	23.68 ft	0.948 PSU	110.0 ml/min
4/7/2026 11:28 AM	40:00	7.047 pH	18.90 °C	1,803 µS/cm	1.460 mg/L	0.460 NTU	65.5 mV	23.73 ft	0.924 PSU	110.0 ml/min
4/7/2026 11:33 AM	45:00	7.051 pH	19.07 °C	1,817 µS/cm	1.361 mg/L	0.380 NTU	65.8 mV	23.88 ft	0.932 PSU	110.0 ml/min
4/7/2026 11:38 AM	50:00	7.053 pH	19.11 °C	1,792 µS/cm	1.243 mg/L	0.340 NTU	66.5 mV	23.97 ft	0.918 PSU	110.0 ml/min
4/7/2026 11:43 AM	55:00	7.056 pH	19.10 °C	1,799 µS/cm	1.237 mg/L	0.360 NTU	67.5 mV	24.08 ft	0.922 PSU	110.0 ml/min
4/7/2026 11:48 AM	01:00:00	7.061 pH	19.13 °C	1,765 µS/cm	1.237 mg/L	0.510 NTU	68.0 mV	24.19 ft	0.903 PSU	110.0 ml/min
4/7/2026 11:53 AM	01:05:00	7.062 pH	19.14 °C	1,783 µS/cm	1.288 mg/L	0.360 NTU	68.6 mV	24.31 ft	0.913 PSU	110.0 ml/min
4/7/2026 11:58 AM	01:10:00	7.066 pH	19.19 °C	1,779 µS/cm	1.319 mg/L	0.220 NTU	69.4 mV	24.44 ft	0.911 PSU	110.0 ml/min

Samples

Sample ID:	Description:
BGWC-20	Diss. Metals, Metals, Fluoride, TDS
FD-01	Diss. Metals, Metals, Fluoride, TDS

Created using VuSitu from In-Situ, Inc.

Calibration Forms

Field Instrumentation Calibration Form

Site Name: Plant Bowen AP

Date: 02/02/2026

Calibrated By: Jay Siewert

Field Conditions: Sunny, 27F

Instrument	Manufactuer/ Model	Serial Number
Water Quality Meter	AquaTroll 400	850,735
Turbidity Meter	Hach	15030C039579

Calibration Standard Information				
Parameter	Standard	Lot #	Date of Expiration	Brand
Specific Conductance (µS/cm)	4,490	24021650	09/2026	Atlanta Instrument Rental, Inc.
pH (SU)	4.00	24021650	09/2026	Atlanta Instrument Rental, Inc.
pH (SU)	7.00	24021711	09/2026	Atlanta Instrument Rental, Inc.
pH (SU)	10.00	24022784	09/2026	Atlanta Instrument Rental, Inc.
D.O. (%)	N/A	24021650	09/2026	Atlanta Instrument Rental, Inc.
ORP (mV)	228.0	24020598	09/2026	Atlanta Instrument Rental, Inc.

Calibration					
Time Start	09:01	Time Finish	09:20		
Parameter	Standard	Calibration Value	Calibration Solution Temperature (°C)	Acceptance Criteria	Reference
D.O. (%)	N/A	100.00	8.82	± 10%	NA
Specific Conductance (µS/cm)	4,490	4,465.00	9.88	± 10% of standard	EPA 2023
pH (SU)	4.00	4.00	9.82	± 0.1	GWMP
pH (SU)	7.00	7.00	9.32	± 0.1	GWMP
pH (SU)	10.00	10.14	9.11	± 0.1	GWMP
ORP (mV)	228.0	227.00	9.12	± 10	EPA 2023

	Standard	Calibration Value	Acceptance Criteria	Reference
Turbidity (NTU)	10.00	10.01	± 10% of standard	EPA 2023
	20.00	19.60		
	100.00	100.00		
	800.00	797.00		

Calibration Check					
Time Start	16:57	Time Finish	17:08		
Parameter	Standard	Calibration Value	Calibration Solution Temperature (°C)	Acceptance Criteria	Reference
Specific Conductance (µS/cm)	4,490	4,461.00	11.93	± 10% of standard	EPA 2023
pH (SU)	4.00	4.09	11.87	± 0.1	GWMP
pH (SU)	7.00	7.09	10.84	± 0.1	GWMP
pH (SU)	10.00	9.96	10.80	± 0.1	GWMP

	Standard	Calibration Value	Acceptance Criteria	Reference
Turbidity (NTU)	10.00	10.50	± 10% of standard	EPA 2023
	20.00	21.40		
	100.00	103.00		
	800.00	791.00		

Notes:

Start of Day:

End of Day:

Field Instrumentation Calibration Form

Site Name: Plant Bowen AP

Date: 02/03/2026

Calibrated By: Jay Siewert

Field Conditions: 56°/30°

Instrument	Manufactuer/ Model	Serial Number
Water Quality Meter	AquaTroll 400	1,182,553
Turbidity Meter	Hach	25090D000114

Calibration Standard Information				
Parameter	Standard	Lot #	Date of Expiration	Brand
Specific Conductance (µS/cm)	4,490	24021650	09/2026	Atlanta Instrument Rental, Inc.
pH (SU)	4.00	24021650	09/2026	Atlanta Instrument Rental, Inc.
pH (SU)	7.00	24021711	09/2026	Atlanta Instrument Rental, Inc.
pH (SU)	10.00	24022784	09/2026	Atlanta Instrument Rental, Inc.
D.O. (%)	N/A	24021650	09/2026	Atlanta Instrument Rental, Inc.
ORP (mV)	228.0	24020598	09/2026	Atlanta Instrument Rental, Inc.

Calibration					
Time Start	10:30	Time Finish	10:47		
Parameter	Standard	Calibration Value	Calibration Solution Temperature (°C)	Acceptance Criteria	Reference
D.O. (%)	N/A	98.83	13.14	± 10%	NA
Specific Conductance (µS/cm)	4,490	4,374.00	12.59	± 10% of standard	EPA 2023
pH (SU)	4.00	4.05	12.37	± 0.1	GWMP
pH (SU)	7.00	7.14	11.96	± 0.1	GWMP
pH (SU)	10.00	10.19	11.78	± 0.1	GWMP
ORP (mV)	228.0	214.00	11.63	± 10	EPA 2023

	Standard	Calibration Value	Acceptance Criteria	Reference
Turbidity (NTU)	10.00	10.20	± 10% of standard	EPA 2023
	20.00	20.00		
	100.00	106.00		
	800.00	764.00		

Calibration Check					
Time Start	16:00	Time Finish	16:11		
Parameter	Standard	Calibration Value	Calibration Solution Temperature (°C)	Acceptance Criteria	Reference
Specific Conductance (µS/cm)	4,490	4,590.00	16.18	± 10% of standard	EPA 2023
pH (SU)	4.00	4.08	16.18	± 0.1	GWMP
pH (SU)	7.00	7.17	16.51	± 0.1	GWMP
pH (SU)	10.00	10.14	17.44	± 0.1	GWMP

	Standard	Calibration Value	Acceptance Criteria	Reference
Turbidity (NTU)	10.00	10.40	± 10% of standard	EPA 2023
	20.00	21.20		
	100.00	96.00		
	800.00	788.00		

Notes:

Start of Day:

End of Day:

Field Instrumentation Calibration Form

Site Name: Plant Bowen AP

Date: 02/04/2026

Calibrated By: Jay Siewert

Field Conditions: 52°/30°

Instrument	Manufactuer/ Model	Serial Number
Water Quality Meter	AquaTroll 400	1,182,553
Turbidity Meter	Hach	25090D000114

Calibration Standard Information				
Parameter	Standard	Lot #	Date of Expiration	Brand
Specific Conductance (µS/cm)	4,490	24021650	09/2026	Atlanta Instrument Rental, Inc.
pH (SU)	4.00	24021650	09/2026	Atlanta Instrument Rental, Inc.
pH (SU)	7.00	24021711	09/2026	Atlanta Instrument Rental, Inc.
pH (SU)	10.00	24022784	09/2026	Atlanta Instrument Rental, Inc.
D.O. (%)	N/A	24021650	09/2026	Atlanta Instrument Rental, Inc.
ORP (mV)	228.0	24020598	09/2026	Atlanta Instrument Rental, Inc.

Calibration					
Time Start	08:53	Time Finish	09:12		
Parameter	Standard	Calibration Value	Calibration Solution Temperature (°C)	Acceptance Criteria	Reference
D.O. (%)	N/A	96.53	14.29	± 10%	NA
Specific Conductance (µS/cm)	4,490	4,526.00	12.68	± 10% of standard	EPA 2023
pH (SU)	4.00	4.06	12.42	± 0.1	GWMP
pH (SU)	7.00	7.15	11.55	± 0.1	GWMP
pH (SU)	10.00	10.18	12.50	± 0.1	GWMP
ORP (mV)	228.0	221.70	13.19	± 10	EPA 2023

	Standard	Calibration Value	Acceptance Criteria	Reference
Turbidity (NTU)	10.00	10.10	± 10% of standard	EPA 2023
	20.00	19.40		
	100.00	99.80		
	800.00	794.00		

Calibration Check					
Time Start	15:50	Time Finish	16:09		
Parameter	Standard	Calibration Value	Calibration Solution Temperature (°C)	Acceptance Criteria	Reference
Specific Conductance (µS/cm)	4,490	4,720.00	12.01	± 10% of standard	EPA 2023
pH (SU)	4.00	4.14	11.55	± 0.1	GWMP
pH (SU)	7.00	7.12	12.00	± 0.1	GWMP
pH (SU)	10.00	10.18	13.02	± 0.1	GWMP

	Standard	Calibration Value	Acceptance Criteria	Reference
Turbidity (NTU)	10.00	9.76	± 10% of standard	EPA 2023
	20.00	20.70		
	100.00	108.00		
	800.00	781.00		

Notes:

Start of Day:

End of Day:

Field Instrumentation Calibration Form

Site Name: Plant Bowen AP

Date: 02/05/2026

Calibrated By: Jay Siewert

Field Conditions: 43°/27°

Instrument	Manufactuer/ Model	Serial Number
Water Quality Meter	AquaTroll 400	1,182,553
Turbidity Meter	Hach	25090D000114

Calibration Standard Information				
Parameter	Standard	Lot #	Date of Expiration	Brand
Specific Conductance (µS/cm)	4,490	24021650	09/2026	Atlanta Instrument Rental, Inc.
pH (SU)	4.00	24021650	09/2026	Atlanta Instrument Rental, Inc.
pH (SU)	7.00	24021711	09/2026	Atlanta Instrument Rental, Inc.
pH (SU)	10.00	24022784	09/2026	Atlanta Instrument Rental, Inc.
D.O. (%)	N/A	24021650	09/2026	Atlanta Instrument Rental, Inc.
ORP (mV)	228.0	24020598	09/2026	Atlanta Instrument Rental, Inc.

Calibration					
Time Start	09:34	Time Finish	09:48		
Parameter	Standard	Calibration Value	Calibration Solution Temperature (°C)	Acceptance Criteria	Reference
D.O. (%)	N/A	100.20	14.23	± 10%	NA
Specific Conductance (µS/cm)	4,490	4,732.00	13.30	± 10% of standard	EPA 2023
pH (SU)	4.00	3.97	13.10	± 0.1	GWMP
pH (SU)	7.00	7.00	12.64	± 0.1	GWMP
pH (SU)	10.00	10.20	12.33	± 0.1	GWMP
ORP (mV)	228.0	230.50	11.96	± 10	EPA 2023

	Standard	Calibration Value	Acceptance Criteria	Reference
Turbidity (NTU)	10.00	10.70	± 10% of standard	EPA 2023
	20.00	19.55		
	100.00	105.00		
	800.00	789.00		

Calibration Check					
Time Start	14:12	Time Finish	14:22		
Parameter	Standard	Calibration Value	Calibration Solution Temperature (°C)	Acceptance Criteria	Reference
Specific Conductance (µS/cm)	4,490	4,401.00	6.09	± 10% of standard	EPA 2023
pH (SU)	4.00	4.10	6.10	± 0.1	GWMP
pH (SU)	7.00	7.08	6.67	± 0.1	GWMP
pH (SU)	10.00	10.16	8.58	± 0.1	GWMP

	Standard	Calibration Value	Acceptance Criteria	Reference
Turbidity (NTU)	10.00	10.50	± 10% of standard	EPA 2023
	20.00	20.50		
	100.00	99.00		
	800.00	784.00		

Notes:

Start of Day:

End of Day:

Field Instrumentation Calibration Form

Site Name: Plant Bowen AP

Date: 02/06/2026

Calibrated By: Jay Siewert

Field Conditions: 56°/28°

Instrument	Manufactuer/ Model	Serial Number
Water Quality Meter	AquaTroll 400	1,182,553
Turbidity Meter	Hach	25090D000114

Calibration Standard Information				
Parameter	Standard	Lot #	Date of Expiration	Brand
Specific Conductance (µS/cm)	4,490	24021650	09/2026	Atlanta Instrument Rental, Inc.
pH (SU)	4.00	24021650	09/2026	Atlanta Instrument Rental, Inc.
pH (SU)	7.00	24021711	09/2026	Atlanta Instrument Rental, Inc.
pH (SU)	10.00	24022784	09/2026	Atlanta Instrument Rental, Inc.
D.O. (%)	N/A	24021650	09/2026	Atlanta Instrument Rental, Inc.
ORP (mV)	228.0	24020598	09/2026	Atlanta Instrument Rental, Inc.

Calibration					
Time Start	08:47	Time Finish	09:01		
Parameter	Standard	Calibration Value	Calibration Solution Temperature (°C)	Acceptance Criteria	Reference
D.O. (%)	N/A	99.83	13.46	± 10%	NA
Specific Conductance (µS/cm)	4,490	4,509.00	12.86	± 10% of standard	EPA 2023
pH (SU)	4.00	4.03	12.65	± 0.1	GWMP
pH (SU)	7.00	7.04	12.03	± 0.1	GWMP
pH (SU)	10.00	10.17	11.41	± 0.1	GWMP
ORP (mV)	228.0	238.00	7.03	± 10	EPA 2023

	Standard	Calibration Value	Acceptance Criteria	Reference
Turbidity (NTU)	10.00	10.10	± 10% of standard	EPA 2023
	20.00	19.90		
	100.00	101.00		
	800.00	798.00		

Calibration Check					
Time Start	12:51	Time Finish	13:03		
Parameter	Standard	Calibration Value	Calibration Solution Temperature (°C)	Acceptance Criteria	Reference
Specific Conductance (µS/cm)	4,490	4,353.00	11.40	± 10% of standard	EPA 2023
pH (SU)	4.00	4.10	11.31	± 0.1	GWMP
pH (SU)	7.00	7.09	10.74	± 0.1	GWMP
pH (SU)	10.00	10.12	10.97	± 0.1	GWMP

	Standard	Calibration Value	Acceptance Criteria	Reference
Turbidity (NTU)	10.00	10.30	± 10% of standard	EPA 2023
	20.00	20.40		
	100.00	104.00		
	800.00	799.00		

Notes:

Start of Day:

End of Day:

Field Instrumentation Calibration Form

Site Name: Plant Bowen AP

Date: 02/09/2026

Calibrated By: Jay Siewert

Field Conditions: 63°/39°

Instrument	Manufactuer/ Model	Serial Number
Water Quality Meter	AquaTroll 400	1,182,553
Turbidity Meter	Hach	25090D000114

Calibration Standard Information				
Parameter	Standard	Lot #	Date of Expiration	Brand
Specific Conductance (µS/cm)	4,490	24021650	09/2026	Atlanta Instrument Rental, Inc.
pH (SU)	4.00	24021650	09/2026	Atlanta Instrument Rental, Inc.
pH (SU)	7.00	24021711	09/2026	Atlanta Instrument Rental, Inc.
pH (SU)	10.00	24022784	09/2026	Atlanta Instrument Rental, Inc.
D.O. (%)	N/A	24021650	09/2026	Atlanta Instrument Rental, Inc.
ORP (mV)	228.0	24020598	09/2026	Atlanta Instrument Rental, Inc.

Calibration					
Time Start	08:33	Time Finish	08:52		
Parameter	Standard	Calibration Value	Calibration Solution Temperature (°C)	Acceptance Criteria	Reference
D.O. (%)	N/A	102.00	14.01	± 10%	NA
Specific Conductance (µS/cm)	4,490	4,538.00	13.92	± 10% of standard	EPA 2023
pH (SU)	4.00	4.06	13.69	± 0.1	GWMP
pH (SU)	7.00	7.09	13.42	± 0.1	GWMP
pH (SU)	10.00	10.13	13.32	± 0.1	GWMP
ORP (mV)	228.0	222.20	9.49	± 10	EPA 2023

	Standard	Calibration Value	Acceptance Criteria	Reference
Turbidity (NTU)	10.00	10.30	± 10% of standard	EPA 2023
	20.00	19.90		
	100.00	97.00		
	800.00	794.00		

Calibration Check					
Time Start	14:09	Time Finish	14:18		
Parameter	Standard	Calibration Value	Calibration Solution Temperature (°C)	Acceptance Criteria	Reference
Specific Conductance (µS/cm)	4,490	4,311.00	13.66	± 10% of standard	EPA 2023
pH (SU)	4.00	4.09	13.67	± 0.1	GWMP
pH (SU)	7.00	7.10	14.36	± 0.1	GWMP
pH (SU)	10.00	10.15	16.20	± 0.1	GWMP

	Standard	Calibration Value	Acceptance Criteria	Reference
Turbidity (NTU)	10.00	10.00	± 10% of standard	EPA 2023
	20.00	21.80		
	100.00	103.00		
	800.00	812.00		

Notes:

Start of Day:

End of Day:

Field Instrumentation Calibration Form

Site Name: Plant Bowen AP

Date: 02/03/2026

Calibrated By: Kyle Rhyne

Field Conditions: 31/57 °F, partly

Instrument	Manufactuer/ Model	Serial Number
Water Quality Meter	AquaTroll 400	843,593
Turbidity Meter	Hach	25090D000134

Calibration Standard Information				
Parameter	Standard	Lot #	Date of Expiration	Brand
Specific Conductance (µS/cm)	4,490	24021650	09/2026	Atlanta Instrument Rental, Inc.
pH (SU)	4.00	24021650	09/2026	Atlanta Instrument Rental, Inc.
pH (SU)	7.00	24021711	09/2026	Atlanta Instrument Rental, Inc.
pH (SU)	10.00	24022784	09/2026	Atlanta Instrument Rental, Inc.
D.O. (%)	N/A	24021650	09/2026	Atlanta Instrument Rental, Inc.
ORP (mV)	228.0	24020598	09/2026	Atlanta Instrument Rental, Inc.

Calibration					
Time Start	08:50	Time Finish	09:25		
Parameter	Standard	Calibration Value	Calibration Solution Temperature (°C)	Acceptance Criteria	Reference
D.O. (%)	N/A	104.87	10.15	± 10%	NA
Specific Conductance (µS/cm)	4,490	4,539.00	10.42	± 10% of standard	EPA 2023
pH (SU)	4.00	3.96	9.84	± 0.1	GWMP
pH (SU)	7.00	7.10	8.61	± 0.1	GWMP
pH (SU)	10.00	10.10	8.09	± 0.1	GWMP
ORP (mV)	228.0	229.90	7.78	± 10	EPA 2023

	Standard	Calibration Value	Acceptance Criteria	Reference
Turbidity (NTU)	10.00	9.93	± 10% of standard	EPA 2023
	20.00	20.10		
	100.00	95.30		
	800.00	797.00		

Calibration Check					
Time Start	04:45	Time Finish	16:51		
Parameter	Standard	Calibration Value	Calibration Solution Temperature (°C)	Acceptance Criteria	Reference
Specific Conductance (µS/cm)	4,490	4,397.00	16.64	± 10% of standard	EPA 2023
pH (SU)	4.00	4.09	16.65	± 0.1	GWMP
pH (SU)	7.00	7.08	16.44	± 0.1	GWMP
pH (SU)	10.00	9.99	16.52	± 0.1	GWMP

	Standard	Calibration Value	Acceptance Criteria	Reference
Turbidity (NTU)	10.00	9.97	± 10% of standard	EPA 2023
	20.00	20.20		
	100.00	99.80		
	800.00	791.00		

Notes:

Start of Day:

End of Day:

Field Instrumentation Calibration Form

Site Name: Plant Bowen AP

Date: 02/04/2026

Calibrated By: Kyle Rhyne

Field Conditions: 44/52 °F, cloudy-

Instrument	Manufactuer/ Model	Serial Number
Water Quality Meter	AquaTroll 400	843,593
Turbidity Meter	Hach	25090D000134

Calibration Standard Information				
Parameter	Standard	Lot #	Date of Expiration	Brand
Specific Conductance (µS/cm)	4,490	24021650	09/2026	Atlanta Instrument Rental, Inc.
pH (SU)	4.00	24021650	09/2026	Atlanta Instrument Rental, Inc.
pH (SU)	7.00	24021711	09/2026	Atlanta Instrument Rental, Inc.
pH (SU)	10.00	24022784	09/2026	Atlanta Instrument Rental, Inc.
D.O. (%)	N/A	24021650	09/2026	Atlanta Instrument Rental, Inc.
ORP (mV)	228.0	24020598	09/2026	Atlanta Instrument Rental, Inc.

Calibration					
Time Start	08:35	Time Finish	08:55		
Parameter	Standard	Calibration Value	Calibration Solution Temperature (°C)	Acceptance Criteria	Reference
D.O. (%)	N/A	105.81	7.80	± 10%	NA
Specific Conductance (µS/cm)	4,490	4,495.00	7.79	± 10% of standard	EPA 2023
pH (SU)	4.00	4.01	7.80	± 0.1	GWMP
pH (SU)	7.00	7.04	8.08	± 0.1	GWMP
pH (SU)	10.00	10.05	8.19	± 0.1	GWMP
ORP (mV)	228.0	233.20	8.28	± 10	EPA 2023

	Standard	Calibration Value	Acceptance Criteria	Reference
Turbidity (NTU)	10.00	9.97	± 10% of standard	EPA 2023
	20.00	19.80		
	100.00	99.30		
	800.00	808.00		

Calibration Check					
Time Start	04:22	Time Finish	04:35		
Parameter	Standard	Calibration Value	Calibration Solution Temperature (°C)	Acceptance Criteria	Reference
Specific Conductance (µS/cm)	4,490	4,466.00	16.74	± 10% of standard	EPA 2023
pH (SU)	4.00	4.03	16.79	± 0.1	GWMP
pH (SU)	7.00	7.14	16.90	± 0.1	GWMP
pH (SU)	10.00	10.05	17.06	± 0.1	GWMP

	Standard	Calibration Value	Acceptance Criteria	Reference
Turbidity (NTU)	10.00	10.00	± 10% of standard	EPA 2023
	20.00	20.10		
	100.00	99.90		
	800.00	809.00		

Notes:

Start of Day:

End of Day:

Field Instrumentation Calibration Form

Site Name: Plant Bowen AP

Date: 02/05/2026

Calibrated By: Kyle Rhyne

Field Conditions: 27/43 °F cloudy

Instrument	Manufactuer/ Model	Serial Number
Water Quality Meter	AquaTroll 400	843,593
Turbidity Meter	Hach	25090D000134

Calibration Standard Information				
Parameter	Standard	Lot #	Date of Expiration	Brand
Specific Conductance (µS/cm)	4,490	24021650	09/2026	Atlanta Instrument Rental, Inc.
pH (SU)	4.00	24021650	09/2026	Atlanta Instrument Rental, Inc.
pH (SU)	7.00	24021711	09/2026	Atlanta Instrument Rental, Inc.
pH (SU)	10.00	24022784	09/2026	Atlanta Instrument Rental, Inc.
D.O. (%)	N/A	24021650	09/2026	Atlanta Instrument Rental, Inc.
ORP (mV)	228.0	24020598	09/2026	Atlanta Instrument Rental, Inc.

Calibration					
Time Start	08:30	Time Finish	08:50		
Parameter	Standard	Calibration Value	Calibration Solution Temperature (°C)	Acceptance Criteria	Reference
D.O. (%)	N/A	106.35	2.94	± 10%	NA
Specific Conductance (µS/cm)	4,490	4,418.00	2.82	± 10% of standard	EPA 2023
pH (SU)	4.00	4.01	2.58	± 0.1	GWMP
pH (SU)	7.00	7.09	3.04	± 0.1	GWMP
pH (SU)	10.00	10.05	3.24	± 0.1	GWMP
ORP (mV)	228.0	237.40	3.26	± 10	EPA 2023

	Standard	Calibration Value	Acceptance Criteria	Reference
Turbidity (NTU)	10.00	10.20	± 10% of standard	EPA 2023
	20.00	20.10		
	100.00	101.00		
	800.00	814.00		

Calibration Check					
Time Start	03:05	Time Finish	03:11		
Parameter	Standard	Calibration Value	Calibration Solution Temperature (°C)	Acceptance Criteria	Reference
Specific Conductance (µS/cm)	4,490	4,386.00	8.43	± 10% of standard	EPA 2023
pH (SU)	4.00	4.09	8.30	± 0.1	GWMP
pH (SU)	7.00	7.04	7.92	± 0.1	GWMP
pH (SU)	10.00	10.08	7.49	± 0.1	GWMP

	Standard	Calibration Value	Acceptance Criteria	Reference
Turbidity (NTU)	10.00	10.60	± 10% of standard	EPA 2023
	20.00	20.90		
	100.00	98.90		
	800.00	805.00		

Notes:

Start of Day:

End of Day:

Field Instrumentation Calibration Form

Site Name: Plant Bowen AP

Date: 02/06/2026

Calibrated By: Kyle Rhyne

Field Conditions: 28/56 °F, sunny

Instrument	Manufactuer/ Model	Serial Number
Water Quality Meter	AquaTroll 400	843,593
Turbidity Meter	Hach	25090D000134

Calibration Standard Information				
Parameter	Standard	Lot #	Date of Expiration	Brand
Specific Conductance (µS/cm)	4,490	24021650	09/2026	Atlanta Instrument Rental, Inc.
pH (SU)	4.00	24021650	09/2026	Atlanta Instrument Rental, Inc.
pH (SU)	7.00	24021711	09/2026	Atlanta Instrument Rental, Inc.
pH (SU)	10.00	24022784	09/2026	Atlanta Instrument Rental, Inc.
D.O. (%)	N/A	24021650	09/2026	Atlanta Instrument Rental, Inc.
ORP (mV)	228.0	24020598	09/2026	Atlanta Instrument Rental, Inc.

Calibration					
Time Start	08:47	Time Finish	09:12		
Parameter	Standard	Calibration Value	Calibration Solution Temperature (°C)	Acceptance Criteria	Reference
D.O. (%)	N/A	105.39	9.46	± 10%	NA
Specific Conductance (µS/cm)	4,490	4,460.00	9.18	± 10% of standard	EPA 2023
pH (SU)	4.00	3.93	9.00	± 0.1	GWMP
pH (SU)	7.00	6.97	6.93	± 0.1	GWMP
pH (SU)	10.00	10.02	6.54	± 0.1	GWMP
ORP (mV)	228.0	229.30	5.70	± 10	EPA 2023

	Standard	Calibration Value	Acceptance Criteria	Reference
Turbidity (NTU)	10.00	10.20	± 10% of standard	EPA 2023
	20.00	20.10		
	100.00	100.00		
	800.00	814.00		

Calibration Check					
Time Start	12:55	Time Finish	01:03		
Parameter	Standard	Calibration Value	Calibration Solution Temperature (°C)	Acceptance Criteria	Reference
Specific Conductance (µS/cm)	4,490	4,366.00	19.99	± 10% of standard	EPA 2023
pH (SU)	4.00	4.04	20.11	± 0.1	GWMP
pH (SU)	7.00	7.11	18.12	± 0.1	GWMP
pH (SU)	10.00	10.03	16.38	± 0.1	GWMP

	Standard	Calibration Value	Acceptance Criteria	Reference
Turbidity (NTU)	10.00	9.91	± 10% of standard	EPA 2023
	20.00	20.10		
	100.00	99.10		
	800.00	783.00		

Notes:

Start of Day:

End of Day:

Field Instrumentation Calibration Form

Site Name: Plant Bowen AP

Date: 02/04/2026

Calibrated By: Natalie Piparo

Field Conditions: H 54, L 35

Instrument	Manufactuer/ Model	Serial Number
Water Quality Meter	AquaTroll 400	1,197,755
Turbidity Meter	Hach	25100D000278

Calibration Standard Information				
Parameter	Standard	Lot #	Date of Expiration	Brand
Specific Conductance (µS/cm)	4,490	24021650	09/2026	Atlanta Instrument Rental, Inc.
pH (SU)	4.00	24021650	09/2026	Atlanta Instrument Rental, Inc.
pH (SU)	7.00	24021711	09/2026	Atlanta Instrument Rental, Inc.
pH (SU)	10.00	24022784	09/2026	Atlanta Instrument Rental, Inc.
D.O. (%)	N/A	24021650	09/2026	Atlanta Instrument Rental, Inc.
ORP (mV)	228.0	24020598	09/2026	Atlanta Instrument Rental, Inc.

Calibration					
Time Start	08:42	Time Finish	08:58		
Parameter	Standard	Calibration Value	Calibration Solution Temperature (°C)	Acceptance Criteria	Reference
D.O. (%)	N/A	100.10	17.55	± 10%	NA
Specific Conductance (µS/cm)	4,490	4,527.00	14.20	± 10% of standard	EPA 2023
pH (SU)	4.00	3.99	13.87	± 0.1	GWMP
pH (SU)	7.00	6.95	13.08	± 0.1	GWMP
pH (SU)	10.00	10.24	11.19	± 0.1	GWMP
ORP (mV)	228.0	230.60	11.68	± 10	EPA 2023

	Standard	Calibration Value	Acceptance Criteria	Reference
Turbidity (NTU)	10.00	10.20	± 10% of standard	EPA 2023
	20.00	20.10		
	100.00	99.40		
	800.00	806.00		

Calibration Check					
Time Start	15:43	Time Finish	15:51		
Parameter	Standard	Calibration Value	Calibration Solution Temperature (°C)	Acceptance Criteria	Reference
Specific Conductance (µS/cm)	4,490	4,483.00	12.62	± 10% of standard	EPA 2023
pH (SU)	4.00	4.16	12.62	± 0.1	GWMP
pH (SU)	7.00	7.14	12.57	± 0.1	GWMP
pH (SU)	10.00	10.22	13.51	± 0.1	GWMP

	Standard	Calibration Value	Acceptance Criteria	Reference
Turbidity (NTU)	10.00	9.94	± 10% of standard	EPA 2023
	20.00	20.10		
	100.00	99.50		
	800.00	797.00		

Notes:

Start of Day:

End of Day:

Field Instrumentation Calibration Form

Site Name: Plant Bowen AP

Date: 02/05/2026

Calibrated By: Natalie Piparo

Field Conditions: H 45, L 30

Instrument	Manufactuer/ Model	Serial Number
Water Quality Meter	AquaTroll 400	1,197,755
Turbidity Meter	Hach	25100D000278

Calibration Standard Information				
Parameter	Standard	Lot #	Date of Expiration	Brand
Specific Conductance (µS/cm)	4,490	24021650	09/2026	Atlanta Instrument Rental, Inc.
pH (SU)	4.00	24021650	09/2026	Atlanta Instrument Rental, Inc.
pH (SU)	7.00	24021711	09/2026	Atlanta Instrument Rental, Inc.
pH (SU)	10.00	24022784	09/2026	Atlanta Instrument Rental, Inc.
D.O. (%)	N/A	24021650	09/2026	Atlanta Instrument Rental, Inc.
ORP (mV)	228.0	24020598	09/2026	Atlanta Instrument Rental, Inc.

Calibration					
Time Start	08:33	Time Finish	08:43		
Parameter	Standard	Calibration Value	Calibration Solution Temperature (°C)	Acceptance Criteria	Reference
D.O. (%)	N/A	98.98	16.14	± 10%	NA
Specific Conductance (µS/cm)	4,490	4,551.00	15.60	± 10% of standard	EPA 2023
pH (SU)	4.00	4.00	15.58	± 0.1	GWMP
pH (SU)	7.00	7.09	15.42	± 0.1	GWMP
pH (SU)	10.00	10.14	15.24	± 0.1	GWMP
ORP (mV)	228.0	220.90	15.17	± 10	EPA 2023

	Standard	Calibration Value	Acceptance Criteria	Reference
Turbidity (NTU)	10.00	10.10	± 10% of standard	EPA 2023
	20.00	20.80		
	100.00	101.00		
	800.00	794.00		

Calibration Check					
Time Start	14:40	Time Finish	14:53		
Parameter	Standard	Calibration Value	Calibration Solution Temperature (°C)	Acceptance Criteria	Reference
Specific Conductance (µS/cm)	4,490	4,494.00	8.41	± 10% of standard	EPA 2023
pH (SU)	4.00	4.17	8.41	± 0.1	GWMP
pH (SU)	7.00	7.03	8.76	± 0.1	GWMP
pH (SU)	10.00	10.18	9.20	± 0.1	GWMP

	Standard	Calibration Value	Acceptance Criteria	Reference
Turbidity (NTU)	10.00	10.50	± 10% of standard	EPA 2023
	20.00	20.40		
	100.00	100.00		
	800.00	800.00		

Notes:

Start of Day:

End of Day:

Field Instrumentation Calibration Form

Site Name: Plant Bowen AP

Date: 02/06/2026

Calibrated By: Natalie Piparo

Field Conditions: H 59, L 27

Instrument	Manufactuer/ Model	Serial Number
Water Quality Meter	AquaTroll 400	1,197,755
Turbidity Meter	Hach	25100D000278

Calibration Standard Information				
Parameter	Standard	Lot #	Date of Expiration	Brand
Specific Conductance (µS/cm)	4,490	24021650	09/2026	Atlanta Instrument Rental, Inc.
pH (SU)	4.00	24021650	09/2026	Atlanta Instrument Rental, Inc.
pH (SU)	7.00	24021711	09/2026	Atlanta Instrument Rental, Inc.
pH (SU)	10.00	24022784	09/2026	Atlanta Instrument Rental, Inc.
D.O. (%)	N/A	24021650	09/2026	Atlanta Instrument Rental, Inc.
ORP (mV)	228.0	24020598	09/2026	Atlanta Instrument Rental, Inc.

Calibration					
Time Start	08:40	Time Finish	08:48		
Parameter	Standard	Calibration Value	Calibration Solution Temperature (°C)	Acceptance Criteria	Reference
D.O. (%)	N/A	103.60	14.71	± 10%	NA
Specific Conductance (µS/cm)	4,490	4,501.00	14.05	± 10% of standard	EPA 2023
pH (SU)	4.00	4.03	13.88	± 0.1	GWMP
pH (SU)	7.00	7.10	13.57	± 0.1	GWMP
pH (SU)	10.00	10.13	13.56	± 0.1	GWMP
ORP (mV)	228.0	231.70	13.54	± 10	EPA 2023

	Standard	Calibration Value	Acceptance Criteria	Reference
Turbidity (NTU)	10.00	10.20	± 10% of standard	EPA 2023
	20.00	20.30		
	100.00	99.80		
	800.00	792.00		

Calibration Check					
Time Start	12:39	Time Finish	12:42		
Parameter	Standard	Calibration Value	Calibration Solution Temperature (°C)	Acceptance Criteria	Reference
Specific Conductance (µS/cm)	4,490	4,417.00	12.94	± 10% of standard	EPA 2023
pH (SU)	4.00	4.14	12.89	± 0.1	GWMP
pH (SU)	7.00	7.22	12.86	± 0.1	GWMP
pH (SU)	10.00	10.20	13.61	± 0.1	GWMP

	Standard	Calibration Value	Acceptance Criteria	Reference
Turbidity (NTU)	10.00	10.00	± 10% of standard	EPA 2023
	20.00	20.00		
	100.00	99.80		
	800.00	797.00		

Notes:

Start of Day:

End of Day:

Field Instrumentation Calibration Form

Site Name: Plant Bowen AP

Date: 02/09/2026

Calibrated By: Natalie Piparo

Field Conditions: H 68, L 37

Instrument	Manufactuer/ Model	Serial Number
Water Quality Meter	AquaTroll 400	1,197,755
Turbidity Meter	Hach	25100D000278

Calibration Standard Information				
Parameter	Standard	Lot #	Date of Expiration	Brand
Specific Conductance (µS/cm)	4,490	24021650	09/2026	Atlanta Instrument Rental, Inc.
pH (SU)	4.00	24021650	09/2026	Atlanta Instrument Rental, Inc.
pH (SU)	7.00	24021711	09/2026	Atlanta Instrument Rental, Inc.
pH (SU)	10.00	24022784	09/2026	Atlanta Instrument Rental, Inc.
D.O. (%)	N/A	24021650	09/2026	Atlanta Instrument Rental, Inc.
ORP (mV)	228.0	24020598	09/2026	Atlanta Instrument Rental, Inc.

Calibration					
Time Start	08:44	Time Finish	08:57		
Parameter	Standard	Calibration Value	Calibration Solution Temperature (°C)	Acceptance Criteria	Reference
D.O. (%)	N/A	97.16	14.77	± 10%	NA
Specific Conductance (µS/cm)	4,490	4,577.00	14.47	± 10% of standard	EPA 2023
pH (SU)	4.00	4.01	14.51	± 0.1	GWMP
pH (SU)	7.00	7.01	14.30	± 0.1	GWMP
pH (SU)	10.00	10.07	13.86	± 0.1	GWMP
ORP (mV)	228.0	227.80	13.63	± 10	EPA 2023

	Standard	Calibration Value	Acceptance Criteria	Reference
Turbidity (NTU)	10.00	10.40	± 10% of standard	EPA 2023
	20.00	20.40		
	100.00	99.50		
	800.00	797.00		

Calibration Check					
Time Start	13:57	Time Finish	14:03		
Parameter	Standard	Calibration Value	Calibration Solution Temperature (°C)	Acceptance Criteria	Reference
Specific Conductance (µS/cm)	4,490	4,313.00	13.37	± 10% of standard	EPA 2023
pH (SU)	4.00	4.21	13.34	± 0.1	GWMP
pH (SU)	7.00	7.21	13.80	± 0.1	GWMP
pH (SU)	10.00	10.17	16.36	± 0.1	GWMP

	Standard	Calibration Value	Acceptance Criteria	Reference
Turbidity (NTU)	10.00	10.20	± 10% of standard	EPA 2023
	20.00	20.10		
	100.00	98.30		
	800.00	790.00		

Notes:

Start of Day:

End of Day:

Field Instrumentation Calibration Form

Site Name: Plant Bowen AP

Date: 02/03/2026

Calibrated By: Ori Kimhi

Field Conditions: Sunny 28F

Instrument	Manufactuer/ Model	Serial Number
Water Quality Meter	AquaTroll 400	850,735
Turbidity Meter	Hach	15030C039579

Calibration Standard Information				
Parameter	Standard	Lot #	Date of Expiration	Brand
Specific Conductance (µS/cm)	4,490	24021650	09/2026	Atlanta Instrument Rental, Inc.
pH (SU)	4.00	24021650	09/2026	Atlanta Instrument Rental, Inc.
pH (SU)	7.00	24021711	09/2026	Atlanta Instrument Rental, Inc.
pH (SU)	10.00	24022784	09/2026	Atlanta Instrument Rental, Inc.
D.O. (%)	N/A	24021650	09/2026	Atlanta Instrument Rental, Inc.
ORP (mV)	228.0	24020598	09/2026	Atlanta Instrument Rental, Inc.

Calibration					
Time Start	08:27	Time Finish	08:45		
Parameter	Standard	Calibration Value	Calibration Solution Temperature (°C)	Acceptance Criteria	Reference
D.O. (%)	N/A	100.00	10.22	± 10%	NA
Specific Conductance (µS/cm)	4,490	4,490.00	10.42	± 10% of standard	EPA 2023
pH (SU)	4.00	4.00	10.36	± 0.1	GWMP
pH (SU)	7.00	7.00	9.56	± 0.1	GWMP
pH (SU)	10.00	10.00	9.60	± 0.1	GWMP
ORP (mV)	228.0	228.20	9.06	± 10	EPA 2023

	Standard	Calibration Value	Acceptance Criteria	Reference
Turbidity (NTU)	10.00	10.00	± 10% of standard	EPA 2023
	20.00	20.50		
	100.00	99.50		
	800.00	797.00		

Calibration Check					
Time Start	15:48	Time Finish	15:59		
Parameter	Standard	Calibration Value	Calibration Solution Temperature (°C)	Acceptance Criteria	Reference
Specific Conductance (µS/cm)	4,490	4,428.00	19.82	± 10% of standard	EPA 2023
pH (SU)	4.00	4.06	19.77	± 0.1	GWMP
pH (SU)	7.00	6.91	18.17	± 0.1	GWMP
pH (SU)	10.00	9.93	17.10	± 0.1	GWMP

	Standard	Calibration Value	Acceptance Criteria	Reference
Turbidity (NTU)	10.00	10.40	± 10% of standard	EPA 2023
	20.00	20.80		
	100.00	99.70		
	800.00	797.00		

Notes:

Start of Day:

End of Day:

Field Instrumentation Calibration Form

Site Name: Plant Bowen AP

Date: 02/04/2026

Calibrated By: Ori Kimhi

Field Conditions: 48F, Cloudy

Instrument	Manufactuer/ Model	Serial Number
Water Quality Meter	AquaTroll 400	850,735
Turbidity Meter	Hach	15030C039579

Calibration Standard Information				
Parameter	Standard	Lot #	Date of Expiration	Brand
Specific Conductance (µS/cm)	4,490	24021650	09/2026	Atlanta Instrument Rental, Inc.
pH (SU)	4.00	24021650	09/2026	Atlanta Instrument Rental, Inc.
pH (SU)	7.00	24021711	09/2026	Atlanta Instrument Rental, Inc.
pH (SU)	10.00	24022784	09/2026	Atlanta Instrument Rental, Inc.
D.O. (%)	N/A	24021650	09/2026	Atlanta Instrument Rental, Inc.
ORP (mV)	228.0	24020598	09/2026	Atlanta Instrument Rental, Inc.

Calibration					
Time Start	08:30	Time Finish	08:50		
Parameter	Standard	Calibration Value	Calibration Solution Temperature (°C)	Acceptance Criteria	Reference
D.O. (%)	N/A	101.40	15.65	± 10%	NA
Specific Conductance (µS/cm)	4,490	4,189.00	13.61	± 10% of standard	EPA 2023
pH (SU)	4.00	3.86	12.72	± 0.1	GWMP
pH (SU)	7.00	6.88	10.73	± 0.1	GWMP
pH (SU)	10.00	10.02	10.37	± 0.1	GWMP
ORP (mV)	228.0	223.60	10.82	± 10	EPA 2023

	Standard	Calibration Value	Acceptance Criteria	Reference
Turbidity (NTU)	10.00	9.83	± 10% of standard	EPA 2023
	20.00	20.10		
	100.00	100.00		
	800.00	810.00		

Calibration Check					
Time Start	15:45	Time Finish	15:51		
Parameter	Standard	Calibration Value	Calibration Solution Temperature (°C)	Acceptance Criteria	Reference
Specific Conductance (µS/cm)	4,490	4,548.00	15.23	± 10% of standard	EPA 2023
pH (SU)	4.00	4.18	15.17	± 0.1	GWMP
pH (SU)	7.00	6.99	15.02	± 0.1	GWMP
pH (SU)	10.00	9.98	13.52	± 0.1	GWMP

	Standard	Calibration Value	Acceptance Criteria	Reference
Turbidity (NTU)	10.00	10.10	± 10% of standard	EPA 2023
	20.00	21.00		
	100.00	99.10		
	800.00	809.00		

Notes:

Start of Day:

End of Day:

Field Instrumentation Calibration Form

Site Name: Plant Bowen AP

Date: 02/05/2026

Calibrated By: Ori Kimhi

Field Conditions: Semi-Cloudy 30F

Instrument	Manufactuer/ Model	Serial Number
Water Quality Meter	AquaTroll 400	850,735
Turbidity Meter	Hach	15030C039579

Calibration Standard Information				
Parameter	Standard	Lot #	Date of Expiration	Brand
Specific Conductance (µS/cm)	4,490	24021650	09/2026	Atlanta Instrument Rental, Inc.
pH (SU)	4.00	24021650	09/2026	Atlanta Instrument Rental, Inc.
pH (SU)	7.00	24021711	09/2026	Atlanta Instrument Rental, Inc.
pH (SU)	10.00	24022784	09/2026	Atlanta Instrument Rental, Inc.
D.O. (%)	N/A	24021650	09/2026	Atlanta Instrument Rental, Inc.
ORP (mV)	228.0	24020598	09/2026	Atlanta Instrument Rental, Inc.

Calibration					
Time Start	08:30	Time Finish	08:46		
Parameter	Standard	Calibration Value	Calibration Solution Temperature (°C)	Acceptance Criteria	Reference
D.O. (%)	N/A	98.39	12.81	± 10%	NA
Specific Conductance (µS/cm)	4,490	4,483.00	13.08	± 10% of standard	EPA 2023
pH (SU)	4.00	4.03	12.99	± 0.1	GWMP
pH (SU)	7.00	7.05	12.92	± 0.1	GWMP
pH (SU)	10.00	10.13	12.71	± 0.1	GWMP
ORP (mV)	228.0	225.90	12.67	± 10	EPA 2023

	Standard	Calibration Value	Acceptance Criteria	Reference
Turbidity (NTU)	10.00	9.96	± 10% of standard	EPA 2023
	20.00	21.70		
	100.00	99.50		
	800.00	808.00		

Calibration Check					
Time Start	15:03	Time Finish	15:10		
Parameter	Standard	Calibration Value	Calibration Solution Temperature (°C)	Acceptance Criteria	Reference
Specific Conductance (µS/cm)	4,490	4,209.00	11.18	± 10% of standard	EPA 2023
pH (SU)	4.00	4.17	10.99	± 0.1	GWMP
pH (SU)	7.00	7.08	10.22	± 0.1	GWMP
pH (SU)	10.00	10.04	8.56	± 0.1	GWMP

	Standard	Calibration Value	Acceptance Criteria	Reference
Turbidity (NTU)	10.00	12.00	± 10% of standard	EPA 2023
	20.00	22.40		
	100.00	103.00		
	800.00	816.00		

Notes:

Start of Day:

End of Day:

Field Instrumentation Calibration Form

Site Name: Plant Bowen AP

Date: 02/06/2026

Calibrated By: Ori Kimhi

Field Conditions: Sunny 30F

Instrument	Manufactuer/ Model	Serial Number
Water Quality Meter	AquaTroll 400	850,735
Turbidity Meter	Hach	15030C039579

Calibration Standard Information				
Parameter	Standard	Lot #	Date of Expiration	Brand
Specific Conductance (µS/cm)	4,490	24021650	09/2026	Atlanta Instrument Rental, Inc.
pH (SU)	4.00	24021650	09/2026	Atlanta Instrument Rental, Inc.
pH (SU)	7.00	24021711	09/2026	Atlanta Instrument Rental, Inc.
pH (SU)	10.00	24022784	09/2026	Atlanta Instrument Rental, Inc.
D.O. (%)	N/A	24021650	09/2026	Atlanta Instrument Rental, Inc.
ORP (mV)	228.0	24020598	09/2026	Atlanta Instrument Rental, Inc.

Calibration					
Time Start	08:35	Time Finish	09:00		
Parameter	Standard	Calibration Value	Calibration Solution Temperature (°C)	Acceptance Criteria	Reference
D.O. (%)	N/A	101.30	5.69	± 10%	NA
Specific Conductance (µS/cm)	4,490	4,407.00	10.82	± 10% of standard	EPA 2023
pH (SU)	4.00	3.95	9.84	± 0.1	GWMP
pH (SU)	7.00	6.99	7.41	± 0.1	GWMP
pH (SU)	10.00	10.07	8.51	± 0.1	GWMP
ORP (mV)	228.0	239.90	5.70	± 10	EPA 2023

	Standard	Calibration Value	Acceptance Criteria	Reference
Turbidity (NTU)	10.00	9.51	± 10% of standard	EPA 2023
	20.00	20.70		
	100.00	96.30		
	800.00	794.00		

Calibration Check					
Time Start	12:55	Time Finish	13:05		
Parameter	Standard	Calibration Value	Calibration Solution Temperature (°C)	Acceptance Criteria	Reference
Specific Conductance (µS/cm)	4,490	4,467.00	16.03	± 10% of standard	EPA 2023
pH (SU)	4.00	4.12	15.57	± 0.1	GWMP
pH (SU)	7.00	7.08	10.64	± 0.1	GWMP
pH (SU)	10.00	10.07	11.15	± 0.1	GWMP

	Standard	Calibration Value	Acceptance Criteria	Reference
Turbidity (NTU)	10.00	10.90	± 10% of standard	EPA 2023
	20.00	22.60		
	100.00	103.00		
	800.00	809.00		

Notes:

Start of Day:

End of Day:

Field Instrumentation Calibration Form

Site Name: Plant Bowen AP

Date: 02/09/2026

Calibrated By: Ori Kimhi

Field Conditions: Sunny 36F

Instrument	Manufactuer/ Model	Serial Number
Water Quality Meter	AquaTroll 400	850,735
Turbidity Meter	Hach	15030C039579

Calibration Standard Information				
Parameter	Standard	Lot #	Date of Expiration	Brand
Specific Conductance (µS/cm)	4,490	24021650	09/2026	Atlanta Instrument Rental, Inc.
pH (SU)	4.00	24021650	09/2026	Atlanta Instrument Rental, Inc.
pH (SU)	7.00	24021711	09/2026	Atlanta Instrument Rental, Inc.
pH (SU)	10.00	24022784	09/2026	Atlanta Instrument Rental, Inc.
D.O. (%)	N/A	24021650	09/2026	Atlanta Instrument Rental, Inc.
ORP (mV)	228.0	24020598	09/2026	Atlanta Instrument Rental, Inc.

Calibration					
Time Start	08:28	Time Finish	08:44		
Parameter	Standard	Calibration Value	Calibration Solution Temperature (°C)	Acceptance Criteria	Reference
D.O. (%)	N/A	100.10	12.94	± 10%	NA
Specific Conductance (µS/cm)	4,490	4,824.00	13.35	± 10% of standard	EPA 2023
pH (SU)	4.00	4.06	13.49	± 0.1	GWMP
pH (SU)	7.00	7.11	8.65	± 0.1	GWMP
pH (SU)	10.00	10.16	13.40	± 0.1	GWMP
ORP (mV)	228.0	214.30	13.17	± 10	EPA 2023

	Standard	Calibration Value	Acceptance Criteria	Reference
Turbidity (NTU)	10.00	9.40	± 10% of standard	EPA 2023
	20.00	19.40		
	100.00	104.00		
	800.00	809.00		

Calibration Check					
Time Start	08:44	Time Finish	12:55		
Parameter	Standard	Calibration Value	Calibration Solution Temperature (°C)	Acceptance Criteria	Reference
Specific Conductance (µS/cm)	4,490	4,235.00	18.61	± 10% of standard	EPA 2023
pH (SU)	4.00	4.15	18.44	± 0.1	GWMP
pH (SU)	7.00	6.99	16.11	± 0.1	GWMP
pH (SU)	10.00	10.02	15.12	± 0.1	GWMP

	Standard	Calibration Value	Acceptance Criteria	Reference
Turbidity (NTU)	10.00	10.20	± 10% of standard	EPA 2023
	20.00	20.40		
	100.00	103.00		
	800.00	808.00		

Notes:

Start of Day:

End of Day:

Field Instrumentation Calibration Form

Site Name: Plant Bowen AP

Date: 02/10/2026

Calibrated By: Ori Kimhi

Field Conditions: Sunny 44F

Instrument	Manufactuer/ Model	Serial Number
Water Quality Meter	AquaTroll 400	850,735
Turbidity Meter	Hach	15030C039579

Calibration Standard Information				
Parameter	Standard	Lot #	Date of Expiration	Brand
Specific Conductance (µS/cm)	4,490	24021650	09/2026	Atlanta Instrument Rental, Inc.
pH (SU)	4.00	24021650	09/2026	Atlanta Instrument Rental, Inc.
pH (SU)	7.00	24021711	09/2026	Atlanta Instrument Rental, Inc.
pH (SU)	10.00	24022784	09/2026	Atlanta Instrument Rental, Inc.
D.O. (%)	N/A	24021650	09/2026	Atlanta Instrument Rental, Inc.
ORP (mV)	228.0	24020598	09/2026	Atlanta Instrument Rental, Inc.

Calibration					
Time Start	08:15	Time Finish	08:26		
Parameter	Standard	Calibration Value	Calibration Solution Temperature (°C)	Acceptance Criteria	Reference
D.O. (%)	N/A	100.50	16.51	± 10%	NA
Specific Conductance (µS/cm)	4,490	4,462.00	16.51	± 10% of standard	EPA 2023
pH (SU)	4.00	4.07	16.44	± 0.1	GWMP
pH (SU)	7.00	7.05	16.24	± 0.1	GWMP
pH (SU)	10.00	10.09	16.06	± 0.1	GWMP
ORP (mV)	228.0	223.20	15.88	± 10	EPA 2023

	Standard	Calibration Value	Acceptance Criteria	Reference
Turbidity (NTU)	10.00	9.43	± 10% of standard	EPA 2023
	20.00	21.30		
	100.00	103.00		
	800.00	796.00		

Calibration Check					
Time Start	09:52	Time Finish	10:00		
Parameter	Standard	Calibration Value	Calibration Solution Temperature (°C)	Acceptance Criteria	Reference
Specific Conductance (µS/cm)	4,490	4,494.00	16.29	± 10% of standard	EPA 2023
pH (SU)	4.00	4.11	16.22	± 0.1	GWMP
pH (SU)	7.00	7.10	16.38	± 0.1	GWMP
pH (SU)	10.00	10.05	16.21	± 0.1	GWMP

	Standard	Calibration Value	Acceptance Criteria	Reference
Turbidity (NTU)	10.00	11.40	± 10% of standard	EPA 2023
	20.00	22.60		
	100.00	105.00		
	800.00	796.00		

Notes:

Start of Day:

End of Day:

Field Instrumentation Calibration Form

Site Name: Plant Bowen AP

Date: 02/03/2026

Calibrated By: Shannon Northen

Field Conditions: 61°/ 24°

Instrument	Manufactuer/ Model	Serial Number
Water Quality Meter	AquaTroll 400	1,202,788
Turbidity Meter	Hach	25090D000152

Calibration Standard Information				
Parameter	Standard	Lot #	Date of Expiration	Brand
Specific Conductance (µS/cm)	4,490	24021650	09/2026	Atlanta Instrument Rental, Inc.
pH (SU)	4.00	24021650	09/2026	Atlanta Instrument Rental, Inc.
pH (SU)	7.00	24021711	09/2026	Atlanta Instrument Rental, Inc.
pH (SU)	10.00	24022784	09/2026	Atlanta Instrument Rental, Inc.
D.O. (%)	N/A	24021650	09/2026	Atlanta Instrument Rental, Inc.
ORP (mV)	228.0	24020598	09/2026	Atlanta Instrument Rental, Inc.

Calibration					
Time Start	08:36	Time Finish	08:55		
Parameter	Standard	Calibration Value	Calibration Solution Temperature (°C)	Acceptance Criteria	Reference
D.O. (%)	N/A	102.70	16.14	± 10%	NA
Specific Conductance (µS/cm)	4,490	4,494.00	15.98	± 10% of standard	EPA 2023
pH (SU)	4.00	4.14	15.82	± 0.1	GWMP
pH (SU)	7.00	7.18	13.61	± 0.1	GWMP
pH (SU)	10.00	10.12	15.26	± 0.1	GWMP
ORP (mV)	228.0	218.20	14.44	± 10	EPA 2023

	Standard	Calibration Value	Acceptance Criteria	Reference
Turbidity (NTU)	10.00	10.30	± 10% of standard	EPA 2023
	20.00	20.30		
	100.00	100.00		
	800.00	799.00		

Calibration Check					
Time Start	16:17	Time Finish	16:28		
Parameter	Standard	Calibration Value	Calibration Solution Temperature (°C)	Acceptance Criteria	Reference
Specific Conductance (µS/cm)	4,490	4,262.00	22.15	± 10% of standard	EPA 2023
pH (SU)	4.00	3.99	3.43	± 0.1	GWMP
pH (SU)	7.00	7.06	22.38	± 0.1	GWMP
pH (SU)	10.00	10.15	22.65	± 0.1	GWMP

	Standard	Calibration Value	Acceptance Criteria	Reference
Turbidity (NTU)	10.00	103.00	± 10% of standard	EPA 2023
	20.00	19.20		
	100.00	99.00		
	800.00	798.00		

Notes:

Start of Day:

End of Day:

Field Instrumentation Calibration Form

Site Name: Plant Bowen AP

Date: 02/04/2026

Calibrated By: Shannon Northen

Field Conditions: 54°/ 35°

Instrument	Manufactuer/ Model	Serial Number
Water Quality Meter	AquaTroll 400	1,202,788
Turbidity Meter	Hach	2509D000152

Calibration Standard Information				
Parameter	Standard	Lot #	Date of Expiration	Brand
Specific Conductance (µS/cm)	4,490	24021650	09/2026	Atlanta Instrument Rental, Inc.
pH (SU)	4.00	24021650	09/2026	Atlanta Instrument Rental, Inc.
pH (SU)	7.00	24021711	09/2026	Atlanta Instrument Rental, Inc.
pH (SU)	10.00	24022784	09/2026	Atlanta Instrument Rental, Inc.
D.O. (%)	N/A	24021650	09/2026	Atlanta Instrument Rental, Inc.
ORP (mV)	228.0	24020598	09/2026	Atlanta Instrument Rental, Inc.

Calibration					
Time Start	09:53	Time Finish	10:10		
Parameter	Standard	Calibration Value	Calibration Solution Temperature (°C)	Acceptance Criteria	Reference
D.O. (%)	N/A	98.29	18.95	± 10%	NA
Specific Conductance (µS/cm)	4,490	4,332.00	17.93	± 10% of standard	EPA 2023
pH (SU)	4.00	4.00	17.64	± 0.1	GWMP
pH (SU)	7.00	6.94	16.95	± 0.1	GWMP
pH (SU)	10.00	10.13	16.60	± 0.1	GWMP
ORP (mV)	228.0	224.60	16.84	± 10	EPA 2023

	Standard	Calibration Value	Acceptance Criteria	Reference
Turbidity (NTU)	10.00	10.30	± 10% of standard	EPA 2023
	20.00	20.20		
	100.00	99.50		
	800.00	790.00		

Calibration Check					
Time Start	15:43	Time Finish	15:53		
Parameter	Standard	Calibration Value	Calibration Solution Temperature (°C)	Acceptance Criteria	Reference
Specific Conductance (µS/cm)	4,490	4,537.00	16.72	± 10% of standard	EPA 2023
pH (SU)	4.00	3.99	16.73	± 0.1	GWMP
pH (SU)	7.00	7.11	16.71	± 0.1	GWMP
pH (SU)	10.00	10.16	16.64	± 0.1	GWMP

	Standard	Calibration Value	Acceptance Criteria	Reference
Turbidity (NTU)	10.00	10.20	± 10% of standard	EPA 2023
	20.00	20.80		
	100.00	98.00		
	800.00	791.00		

Notes:

Start of Day:

End of Day:

Field Instrumentation Calibration Form

Site Name: Plant Bowen AP

Date: 02/05/2026

Calibrated By: Shannon Northen

Field Conditions: 44°/ 33°

Instrument	Manufactuer/ Model	Serial Number
Water Quality Meter	AquaTroll 400	1,202,788
Turbidity Meter	Hach	25090D000152

Calibration Standard Information				
Parameter	Standard	Lot #	Date of Expiration	Brand
Specific Conductance (µS/cm)	4,490	24021650	09/2026	Atlanta Instrument Rental, Inc.
pH (SU)	4.00	24021650	09/2026	Atlanta Instrument Rental, Inc.
pH (SU)	7.00	24021711	09/2026	Atlanta Instrument Rental, Inc.
pH (SU)	10.00	24022784	09/2026	Atlanta Instrument Rental, Inc.
D.O. (%)	N/A	24021650	09/2026	Atlanta Instrument Rental, Inc.
ORP (mV)	228.0	24020598	09/2026	Atlanta Instrument Rental, Inc.

Calibration					
Time Start	08:19	Time Finish	08:30		
Parameter	Standard	Calibration Value	Calibration Solution Temperature (°C)	Acceptance Criteria	Reference
D.O. (%)	N/A	98.59	18.46	± 10%	NA
Specific Conductance (µS/cm)	4,490	4,508.00	17.88	± 10% of standard	EPA 2023
pH (SU)	4.00	3.90	17.72	± 0.1	GWMP
pH (SU)	7.00	7.03	16.76	± 0.1	GWMP
pH (SU)	10.00	10.12	16.92	± 0.1	GWMP
ORP (mV)	228.0	226.00	16.80	± 10	EPA 2023

	Standard	Calibration Value	Acceptance Criteria	Reference
Turbidity (NTU)	10.00	10.10	± 10% of standard	EPA 2023
	20.00	20.00		
	100.00	99.10		
	800.00	789.00		

Calibration Check					
Time Start	15:30	Time Finish	15:39		
Parameter	Standard	Calibration Value	Calibration Solution Temperature (°C)	Acceptance Criteria	Reference
Specific Conductance (µS/cm)	4,490	4,537.00	14.52	± 10% of standard	EPA 2023
pH (SU)	4.00	4.12	14.52	± 0.1	GWMP
pH (SU)	7.00	7.10	14.50	± 0.1	GWMP
pH (SU)	10.00	9.97	14.37	± 0.1	GWMP

	Standard	Calibration Value	Acceptance Criteria	Reference
Turbidity (NTU)	10.00	10.30	± 10% of standard	EPA 2023
	20.00	20.30		
	100.00	99.80		
	800.00	812.00		

Notes:

Start of Day:

End of Day:

Field Instrumentation Calibration Form

Site Name: Plant Bowen AP

Date: 02/06/2026

Calibrated By: Shannon Northen

Field Conditions: 27°/ 59°

Instrument	Manufactuer/ Model	Serial Number
Water Quality Meter	AquaTroll 400	1,202,788
Turbidity Meter	Hach	25090D000152

Calibration Standard Information				
Parameter	Standard	Lot #	Date of Expiration	Brand
Specific Conductance (µS/cm)	4,490	24021650	09/2026	Atlanta Instrument Rental, Inc.
pH (SU)	4.00	24021650	09/2026	Atlanta Instrument Rental, Inc.
pH (SU)	7.00	24021711	09/2026	Atlanta Instrument Rental, Inc.
pH (SU)	10.00	24022784	09/2026	Atlanta Instrument Rental, Inc.
D.O. (%)	N/A	24021650	09/2026	Atlanta Instrument Rental, Inc.
ORP (mV)	228.0	24020598	09/2026	Atlanta Instrument Rental, Inc.

Calibration					
Time Start	08:45	Time Finish	08:57		
Parameter	Standard	Calibration Value	Calibration Solution Temperature (°C)	Acceptance Criteria	Reference
D.O. (%)	N/A	101.80	16.79	± 10%	NA
Specific Conductance (µS/cm)	4,490	4,468.00	16.00	± 10% of standard	EPA 2023
pH (SU)	4.00	3.99	15.73	± 0.1	GWMP
pH (SU)	7.00	6.94	15.48	± 0.1	GWMP
pH (SU)	10.00	10.12	15.40	± 0.1	GWMP
ORP (mV)	228.0	232.10	15.06	± 10	EPA 2023

	Standard	Calibration Value	Acceptance Criteria	Reference
Turbidity (NTU)	10.00	10.40	± 10% of standard	EPA 2023
	20.00	20.30		
	100.00	99.40		
	800.00	799.00		

Calibration Check					
Time Start	13:45	Time Finish	13:55		
Parameter	Standard	Calibration Value	Calibration Solution Temperature (°C)	Acceptance Criteria	Reference
Specific Conductance (µS/cm)	4,490	4,448.00	22.63	± 10% of standard	EPA 2023
pH (SU)	4.00	3.99	22.63	± 0.1	GWMP
pH (SU)	7.00	7.02	22.81	± 0.1	GWMP
pH (SU)	10.00	10.15	23.04	± 0.1	GWMP

	Standard	Calibration Value	Acceptance Criteria	Reference
Turbidity (NTU)	10.00	10.01	± 10% of standard	EPA 2023
	20.00	19.98		
	100.00	100.10		
	800.00	798.00		

Notes:

Start of Day:

End of Day:

Field Instrumentation Calibration Form

Site Name: Plant Bowen AP

Date: 02/09/2026

Calibrated By: Shannon Northen

Field Conditions: 68°/ 36°

Instrument	Manufactuer/ Model	Serial Number
Water Quality Meter	AquaTroll 400	1,202,788
Turbidity Meter	Hach	25090D000152

Calibration Standard Information				
Parameter	Standard	Lot #	Date of Expiration	Brand
Specific Conductance (µS/cm)	4,490	24021650	09/2026	Atlanta Instrument Rental, Inc.
pH (SU)	4.00	24021650	09/2026	Atlanta Instrument Rental, Inc.
pH (SU)	7.00	24021711	09/2026	Atlanta Instrument Rental, Inc.
pH (SU)	10.00	24022784	09/2026	Atlanta Instrument Rental, Inc.
D.O. (%)	N/A	24021650	09/2026	Atlanta Instrument Rental, Inc.
ORP (mV)	228.0	24020598	09/2026	Atlanta Instrument Rental, Inc.

Calibration					
Time Start	08:36	Time Finish	08:51		
Parameter	Standard	Calibration Value	Calibration Solution Temperature (°C)	Acceptance Criteria	Reference
D.O. (%)	N/A	101.70	18.21	± 10%	NA
Specific Conductance (µS/cm)	4,490	4,566.00	18.21	± 10% of standard	EPA 2023
pH (SU)	4.00	4.00	17.12	± 0.1	GWMP
pH (SU)	7.00	6.95	16.15	± 0.1	GWMP
pH (SU)	10.00	10.12	16.77	± 0.1	GWMP
ORP (mV)	228.0	223.00	16.55	± 10	EPA 2023

	Standard	Calibration Value	Acceptance Criteria	Reference
Turbidity (NTU)	10.00	10.20	± 10% of standard	EPA 2023
	20.00	20.20		
	100.00	99.00		
	800.00	799.00		

Calibration Check					
Time Start	14:08	Time Finish	14:15		
Parameter	Standard	Calibration Value	Calibration Solution Temperature (°C)	Acceptance Criteria	Reference
Specific Conductance (µS/cm)	4,490	4,550.00	24.09	± 10% of standard	EPA 2023
pH (SU)	4.00	4.02	24.21	± 0.1	GWMP
pH (SU)	7.00	7.02	24.46	± 0.1	GWMP
pH (SU)	10.00	10.12	24.98	± 0.1	GWMP

	Standard	Calibration Value	Acceptance Criteria	Reference
Turbidity (NTU)	10.00	10.20	± 10% of standard	EPA 2023
	20.00	20.30		
	100.00	99.50		
	800.00	792.00		

Notes:

Start of Day:

End of Day:

Field Instrumentation Calibration Form

Site Name: Plant Bowen AP

Date: 04/09/2026

Calibrated By: Jay Siewert

Field Conditions: 73°/46°

Instrument	Manufactuer/ Model	Serial Number
Water Quality Meter	AquaTroll 400	1,306,331
Turbidity Meter	Hach	25090D000114

Calibration Standard Information				
Parameter	Standard	Lot #	Date of Expiration	Brand
Specific Conductance (µS/cm)	4,490	24021650	09/2026	Atlanta Instrument Rental, Inc.
pH (SU)	4.00	24021650	09/2026	Atlanta Instrument Rental, Inc.
pH (SU)	7.00	24021711	09/2026	Atlanta Instrument Rental, Inc.
pH (SU)	10.00	24022784	09/2026	Atlanta Instrument Rental, Inc.
D.O. (%)	N/A	24021650	09/2026	Atlanta Instrument Rental, Inc.
ORP (mV)	228.0	24020598	09/2026	Atlanta Instrument Rental, Inc.

Calibration					
Time Start	08:24	Time Finish	08:37		
Parameter	Standard	Calibration Value	Calibration Solution Temperature (°C)	Acceptance Criteria	Reference
D.O. (%)	N/A	99.25	11.50	± 10%	NA
Specific Conductance (µS/cm)	4,490	4,409.00	11.72	± 10% of standard	EPA 2023
pH (SU)	4.00	4.07	11.81	± 0.1	GWMP
pH (SU)	7.00	7.11	12.22	± 0.1	GWMP
pH (SU)	10.00	10.22	12.16	± 0.1	GWMP
ORP (mV)	228.0	240.60	12.38	± 10	EPA 2023

	Standard	Calibration Value	Acceptance Criteria	Reference
Turbidity (NTU)	10.00	10.80	± 10% of standard	EPA 2023
	20.00	21.40		
	100.00	96.30		
	800.00	833.00		

Calibration Check					
Time Start	11:14	Time Finish	11:23		
Parameter	Standard	Calibration Value	Calibration Solution Temperature (°C)	Acceptance Criteria	Reference
Specific Conductance (µS/cm)	4,490	4,432.00	17.65	± 10% of standard	EPA 2023
pH (SU)	4.00	4.08	17.71	± 0.1	GWMP
pH (SU)	7.00	7.10	17.44	± 0.1	GWMP
pH (SU)	10.00	10.20	17.80	± 0.1	GWMP

	Standard	Calibration Value	Acceptance Criteria	Reference
Turbidity (NTU)	10.00	10.50	± 10% of standard	EPA 2023
	20.00	19.90		
	100.00	103.00		
	800.00	789.00		

Notes:

Start of Day:

End of Day:

Field Instrumentation Calibration Form

Site Name: Plant Bowen AP

Date: 04/07/2026

Calibrated By: Natalie Piparo

Field Conditions: H 74, L 45

Instrument	Manufactuer/ Model	Serial Number
Water Quality Meter	AquaTroll 400	1,197,755
Turbidity Meter	Hach	2509D000114

Calibration Standard Information				
Parameter	Standard	Lot #	Date of Expiration	Brand
Specific Conductance (µS/cm)	4,490	24021650	09/2026	Atlanta Instrument Rental, Inc.
pH (SU)	4.00	24021650	09/2026	Atlanta Instrument Rental, Inc.
pH (SU)	7.00	24021711	09/2026	Atlanta Instrument Rental, Inc.
pH (SU)	10.00	24022784	09/2026	Atlanta Instrument Rental, Inc.
D.O. (%)	N/A	24021650	09/2026	Atlanta Instrument Rental, Inc.
ORP (mV)	228.0	24020598	09/2026	Atlanta Instrument Rental, Inc.

Calibration					
Time Start	08:37	Time Finish	08:54		
Parameter	Standard	Calibration Value	Calibration Solution Temperature (°C)	Acceptance Criteria	Reference
D.O. (%)	N/A	94.80	16.07	± 10%	NA
Specific Conductance (µS/cm)	4,490	4,499.00	13.18	± 10% of standard	EPA 2023
pH (SU)	4.00	4.07	12.75	± 0.1	GWMP
pH (SU)	7.00	7.11	14.06	± 0.1	GWMP
pH (SU)	10.00	10.18	14.76	± 0.1	GWMP
ORP (mV)	228.0	229.10	15.11	± 10	EPA 2023

	Standard	Calibration Value	Acceptance Criteria	Reference
Turbidity (NTU)	10.00	10.10	± 10% of standard	EPA 2023
	20.00	20.60		
	100.00	100.00		
	800.00	796.00		

Calibration Check					
Time Start	13:13	Time Finish	13:18		
Parameter	Standard	Calibration Value	Calibration Solution Temperature (°C)	Acceptance Criteria	Reference
Specific Conductance (µS/cm)	4,490	4,393.00	15.59	± 10% of standard	EPA 2023
pH (SU)	4.00	4.22	15.57	± 0.1	GWMP
pH (SU)	7.00	7.10	16.54	± 0.1	GWMP
pH (SU)	10.00	10.28	19.81	± 0.1	GWMP

	Standard	Calibration Value	Acceptance Criteria	Reference
Turbidity (NTU)	10.00	9.89	± 10% of standard	EPA 2023
	20.00	20.00		
	100.00	99.20		
	800.00	801.00		

Notes:

Start of Day:

End of Day:

APPENDIX C

Statistical Analysis Reports

GROUNDWATER STATS
CONSULTING

August 31, 2026

Southern Company Services
Attn: Mr. Kevin Stephenson
241 Ralph McGill Blvd NE, Bin 10160
Atlanta, Georgia 30308

Re: Plant Bowen Ash Pond 1 (AP-1)
February 2026 Sample Event Analysis

Dear Mr. Stephenson,

Groundwater Stats Consulting, formerly the statistical consulting division of Sanitas Technologies, is pleased to provide the statistical analysis of groundwater data for the Groundwater Detection and Assessment Monitoring Semi-Annual February 2026 sample event for Georgia Power Company's Plant Bowen AP-1. The analysis complies with the federal rule for the Disposal of Coal Combustion Residuals (CCR) from Electric Utilities (CCR Rule, 2015), the Georgia Environmental Protection Division (EPD) Rules for Solid Waste Management Chapter 391-3-4-.10, and follows the United States Environmental Protection Agency (USEPA) Unified Guidance (2009).

Sampling for the Appendix III and IV parameters began in 2016 for the majority of wells, and at least 8 background samples were collected at each of the groundwater monitoring wells. Sampling is conducted on a semi-annual basis for all constituents. A list of all parameters is provided below.

The monitoring well network, as provided by Southern Company Services, consists of the following:

- **Upgradient well:** BGWA-2, BGWA-29, BGWA-47D, and BGWA-48D
- **Downgradient wells:** BGWC-7, BGWC-8, BGWC-9, BGWC-10, BGWC-12, BGWC-14A, BGWC-16, BGWC-17, BGWC-18, BGWC-19, BGWC-20, BGWC-21, BGWC-22, BGWC-23, BGWC-24, BGWC-25, BGWC-30, BGWC-51, and BGWC-52

- **Assessment wells:** BGWC-31, BGWC-32, BGWC-34D, BGWC-35D, BGWC-36D, BGWC-38D, BGWC-40, BGWC-43D, BGWC-49D, BGWC-50D, BGWC-53D, and PZ-7

Note that upgradient well BGWA-33 and assessment wells BGWA-6, BGWC-37D, BGWC-39, BGWC-41D, BGWC-42D, and BGWC-44D were repurposed to piezometers following approval of the Groundwater Monitoring Plan Minor Modification on July 16, 2025. Therefore, these wells are not included in this analysis.

Sampling for assessment wells started at various dates ranging from October 2018 to December 2024 as listed below:

- October 2018 - BGWC-31, BGWC-32, BGWC-34D, BGWC-35D, and BGWC-36D
- May 2019 - BGWC-38D
- December 2019 - BGWC-40
- May 2020 - BGWC-43D
- March 2021 – BGWC-49D and BGWC-50D
- April 2022 – PZ-7
- December 2024 – BGWC-53D

Data from assessment wells are analyzed using confidence intervals for Appendix IV constituents when a minimum of 4 samples are available. Currently, all assessment wells have the required minimum samples and, therefore, are evaluated using confidence intervals. Data from all assessment wells are plotted on the time series graphs and box plots.

Data were sent electronically to Groundwater Stats Consulting, and the statistical analysis was reviewed by Andrew Collins, Project Manager for Groundwater Stats Consulting.

The CCR program consists of the following constituents listed below. The terms "constituent" and "parameter" are interchangeable.

- **Appendix III** (Detection Monitoring) **-** boron, calcium, chloride, fluoride, pH, sulfate, and TDS
- **Appendix IV** (Assessment Monitoring) **–** antimony, arsenic, barium, beryllium, cadmium, chromium, cobalt, combined radium 226 + 228, fluoride, lead, lithium, mercury, molybdenum, selenium, and thallium

Note that when there are no detections present in downgradient wells for a given constituent, statistical analyses are not required. A summary of Appendix IV downgradient

and assessment well/constituent pairs with 100% non-detects follows this letter. For all constituents, a substitution of the most recent reporting limit is used for non-detect data which generally gives the most conservative limit in each case. In the case of cadmium, historic reporting limits were either higher than or equal to the MCL or CCR-Rule specified levels. Similarly, dilution factors during this event for beryllium and selenium resulted in elevated reporting limits for some wells. Therefore, the most recent (and lower) reporting limits were substituted across all wells for these constituents.

Time series plots for Appendix III and IV parameters at all wells are provided for the purpose of screening data at these wells (Figure A). Additionally, a separate section of box plots is included for all constituents at upgradient and downgradient wells (Figure B). The time series plots are used to initially screen for suspected outliers and trends, while the box plots provide visual representation of variation within individual wells and between all wells. Values in background which have been flagged as outliers may be seen in a lighter font and as a disconnected symbol on the graphs. A summary of flagged outliers follows this report (Figure C).

Based on the previous screening, data at all wells for constituents detected in downgradient wells were evaluated for the following: 1) outliers; 2) trends; 3) most appropriate statistical method based on site characteristics of groundwater data upgradient of the facility; and 4) eligibility of downgradient wells when intrawell statistical methods are recommended. Power curves were provided with the 2017 screening to demonstrate that the selected statistical methods for Appendix III parameters comply with the USEPA Unified Guidance. The EPA suggests the selected statistical method should provide at least 55% power at 3 standard deviations or at least 80% power at 4 standard deviations.

The original background screening was conducted in 2017 by MacStat Consulting. Values identified as outliers were flagged in the database and excluded prior to construction of statistical limits. Interwell prediction limits, combined with a 1-of-2 resample plan, were recommended for all Appendix III constituents.

Interwell tests, which compare downgradient well data to statistical limits constructed from pooled upgradient well data, are appropriate when average concentrations are similar across upgradient wells. Intrawell tests, which compare compliance data from a single well to screened historical data within the same well, are appropriate when upgradient wells exhibit spatial variation; when statistical limits constructed from upgradient wells would not be conservative from a regulatory perspective; and when downgradient water quality is unimpacted compared to upgradient water quality for the same parameter. While data were further tested for intrawell eligibility during the

screening, interwell methods are used for all Appendix III constituents in accordance with Georgia EPD requirements.

Summary of Statistical Methods

Based on the evaluation for state and federal regulatory requirements, the following methods were selected for Appendix III and IV constituents:

- Appendix III: Interwell prediction limits, combined with a 1-of-2 resample plan, for each Appendix III constituent
- Appendix IV: Confidence intervals on downgradient well data compared against Groundwater Protection Standards (GWPS) for each Appendix IV constituent

The distribution of data is tested using the Shapiro-Wilk/Shapiro-Francia test for normality. Parametric prediction limits (or tolerance limits or confidence intervals as applicable) are utilized when the screened historical data follow a normal or transformed-normal distribution. When data cannot be normalized or the majority of data are non-detects, a nonparametric test is utilized. While the false positive rate associated with the parametric prediction limits is based on an annual 10% (5% per semi-annual event) as recommended by the EPA Unified Guidance (2009), the false positive rate associated with the nonparametric limits is dependent upon the available background sample size, number of future comparisons, and verification resample plan. The following approaches are used for handling non-detects (USEPA, 2009):

- No statistical analyses are required on wells and analytes containing 100% non-detects (USEPA Unified Guidance, 2009, Chapter 6).
- When data contain <15% non-detects, simple substitution of one-half the reporting limit is utilized in the statistical analysis. The reporting limit utilized for non-detects is the practical quantification limit (PQL) as reported by the laboratory.
- When data contain between 15-50% non-detects, the Kaplan-Meier non-detect adjustment is applied to the background data for parametric limits. This technique adjusts the mean and standard deviation of the historical concentrations to account for concentrations below the reporting limit.
- Nonparametric prediction limits are used on data containing greater than 50% non-detects.

Natural systems continuously evolve due to physical changes made to the environment. Examples include capping a landfill, paving areas near a well, or lining a drainage channel to prevent erosion. Periodic updating of background statistical limits is necessary to accommodate these types of changes. In the interwell case, prediction limits are updated

with upgradient well data during each event after careful screening for any new outliers. While this was not required for this report, in some cases, deselecting the earlier portion of data may be necessary prior to construction of limits so that resulting statistical limits are conservative (lower) from a regulatory perspective and capable of rapidly detecting changes in groundwater quality. Even though the data are excluded from the calculation, the values will continue to be reported and shown in tables and graphs.

For Appendix III parameters, compliance is determined by comparing the most recent observation to a background prediction limit. The corresponding trend tests for evaluating prediction limit exceedances of Appendix III parameters are performed at the 99% confidence level to provide a high level of confidence against false positives. For Appendix IV Assessment Monitoring parameters, however, compliance is assessed by comparing a full (or truncated as necessary) period of record to a GWPS using a confidence interval. The corresponding trend tests for evaluating confidence interval exceedances of Appendix IV constituents are performed at the 95% confidence level to provide greater capability of identifying potential trends than the 99% confidence level. Additionally, the 95% confidence level is recommended in cases with limited sample sizes and, particularly, for new assessment wells.

Summary of Background Update Conducted in 2025 – Appendix III & IV

Outlier Analysis

Time series plots were used to identify suspected outliers, or values that would result in limits that are not representative of the current background data population. Suspected outliers at upgradient wells for Appendix III and Appendix IV parameters were formally tested using Tukey's box plot method and, when identified, flagged in the computer database with "o" and deselected prior to construction of statistical limits. When the most recent value is identified as an outlier, values are often not flagged in the database at this time as the measurements may represent a possible trend. If future values do not remain at similar concentrations, these values will be flagged as outliers and deselected.

Tukey's outlier test identified values for antimony, arsenic, and fluoride. Any values identified by Tukey's, but not flagged in the database, appeared representative of remaining concentrations among pooled upgradient data or were an order of magnitude below the respective Maximum Containment Level (MCL). Previously flagged values were confirmed using the Tukey's outlier test to evaluate pooled upgradient well data and visual screening with time series plots. When any values are flagged in the database as outliers, the measurements are plotted in a disconnected and lighter symbol on the time

series graph. The accompanying data pages display the flagged value in a lighter font as well.

Seasonality

No obvious seasonal patterns were observed on the time series plots for any of the detected data; therefore, no deseasonalizing adjustments were made to the data. When seasonal patterns are observed, data may be deseasonalized so that the resulting limits will correctly account for the seasonality as a predictable pattern rather than random variation or a release.

Trend Test Evaluation

While trends can be identified by visual inspection, a quantification of the trend and its statistical significance is needed. The Sen's Slope/Mann Kendall trend test was used to evaluate all data at each upgradient well to identify statistically significant increasing or decreasing trends. In the absence of suspected contamination, significant trending data are typically not included as part of the background data used for construction of prediction limits. This step serves to eliminate the trend and, thus, reduce variation in background. When statistically significant decreasing trends are present, all available data are evaluated to determine whether earlier concentration levels are significantly different than current reported concentrations and will be deselected as necessary. When any records of data are truncated for the reasons above, a summary report will be provided to show the date ranges used in construction of the statistical limits. The following statistically significant trends were identified at upgradient wells:

Appendix III

Increasing

- Calcium: BGWA-2
- Sulfate: BGWA-2
- TDS: BGWA-2

Decreasing

- Chloride: BGWA-29 and BGWA-47D
- pH: BGWA-2 and BGWA-47D
- Sulfate: BGWA-29

Appendix IV

Increasing

- Chromium: BGWA-47D
- Lead: BGWA-47D and BGWA-48D

Decreasing

- Barium: BGWA-2, BGWA-29, BGWA-47D, and BGWA-48D
- Fluoride: BGWA-2

Although the results of the trend analyses showed statistically significant decreasing and increasing trends at individual upgradient wells for the Appendix III and IV parameters, the concentrations were similar to those reported in other upgradient wells, and truncating earlier measurements within an individual upgradient well would have no bearing on resulting statistical limits that are constructed using pooled data from all upgradient wells. Additionally, concentrations for some well/constituent pairs were below respective regulatory standards (such as an MCL for Appendix IV parameters). If the observed decreasing or increasing trends persist over a longer time frame and influence resulting statistical limits, some records may require truncation. In the cases of chromium, fluoride, and lead, the trends are a result of non-detects and estimated measurements reported below the practical quantitation limit.

Statistical Analysis of Appendix III Parameters – February 2026

Outlier Analysis

All Appendix III parameters were analyzed using interwell prediction limits. Background (upgradient) well data were reassessed for potential outliers during this analysis. No additional Appendix III values were flagged as an outlier in the database for Appendix III parameters. Values in background which were previously flagged as outliers may be seen in a lighter font and as a disconnected symbol on the graphs. A summary of flagged outliers follows this report (Figure C).

Interwell Prediction Limits

Interwell prediction limits, combined with a 1-of-2 resample plan, were constructed using all historical upgradient well data through February 2026 (Figure D). Interwell prediction limits pool upgradient well data to establish a background limit for an individual constituent. The February 2026 sample from each downgradient well is compared to the background limit to determine whether initial exceedances are present.

In the event of an initial exceedance of compliance well data, the 1-of-2 resample plan allows for collection of one additional sample to determine whether the initial exceedance is confirmed. When a resample confirms the initial exceedance, a statistically significant increase is identified and further research would be required to identify the cause of the exceedance (i.e., impact from the site, natural variation, or an off-site source). If the

resample falls within the statistical limit, the initial exceedance is considered to be a false positive result. Therefore, no exceedance is noted and no further action is necessary. If no resample is collected, the original result is considered a confirmed exceedance. A summary table of the interwell prediction limits follows this letter. The following prediction limit exceedances were noted for Appendix III parameters:

- Boron: BGWC-7, BGWC-9, BGWC-10, BGWC-12, BGWC-14A, BGWC-16, BGWC-17, BGWC-18, BGWC-19, BGWC-20, BGWC-22, BGWC-23, BGWC-24, BGWC-25, BGWC-30, BGWC-51, and BGWC-52
- Calcium: BGWC-7, BGWC-12, BGWC-14A, BGWC-16, BGWC-20, BGWC-22, BGWC-23, and BGWC-24
- Chloride: BGWC-9, BGWC-10, BGWC-12, BGWC-14A, BGWC-16, BGWC-17, BGWC-20, BGWC-22, BGWC-23, BGWC-24, BGWC-25, BGWC-30, BGWC-51, and BGWC-52
- pH (lower limit): BGWC-16 and BGWC-18
- Sulfate: BGWC-7, BGWC-9, BGWC-10, BGWC-12, BGWC-14A, BGWC-16, BGWC-17, BGWC-20, BGWC-22, BGWC-23, BGWC-24, and BGWC-52
- TDS: BGWC-7, BGWC-10, BGWC-12, BGWC-14A, BGWC-16, BGWC-17, BGWC-20, BGWC-22, BGWC-23, and BGWC-24

<u>Trend Test Evaluation – Appendix III</u>

When prediction limit exceedances are identified in downgradient wells, data are further evaluated using the Sen's Slope/Mann Kendall trend test at the 99% confidence level to determine whether concentrations are statistically increasing, decreasing, or stable (Figure E). Upgradient wells are included in the trend analyses for all parameters found to exceed their prediction limit in downgradient wells to identify whether similar patterns exist upgradient of the site. Upgradient trends are an indication of variability in groundwater unrelated to practices at the site. A summary along with complete graphical results of the trend tests follows this report. Statistically significant trends were noted for the following well/constituent pairs:

Increasing

- Boron: BGWC-12, BGWC-14A, BGWC-20, BGWC-22, and BGWC-25
- Calcium: BGWA-2 (upgradient), BGWC-12, BGWC-14A, BGWC-16, BGWC-20, and BGWC-22
- Chloride: BGWC-10 and BGWC-25
- Sulfate: BGWA-2 (upgradient), BGWC-12, BGWC-14A, and BGWC-16

- TDS: BGWA-2 (upgradient), BGWC-10, BGWC-12, BGWC-14A, BGWC-16, and BGWC-20

Decreasing

- Boron: BGWC-7, BGWC-9, BGWC-17, BGWC-18, BGWC-24, BGWC-30, BGWC-51, and BGWC-52
- Calcium: BGWC-7 and BGWC-24
- Chloride: BGWA-29, BGWA-47D (both upgradient), BGWC-9, BGWC-12, BGWC-16, BGWC-24, BGWC-30, BGWC-51, and BGWC-52
- pH: BGWA-2, BGWA-47D (both upgradient), and BGWC-16
- Sulfate: BGWA-29 (upgradient), BGWC-7, BGWC-9, BGWC-10, and BGWC-24
- TDS: BGWC-7 and BGWC-24

Statistical Analysis of Appendix IV Parameters – February 2026

For Appendix IV parameters, confidence intervals for each downgradient well/constituent were compared against corresponding GWPS. GWPS were developed as described below. Well/constituent pairs containing 100% non-detects do not require analysis. Data from upgradient wells for Appendix IV parameters are reassessed for outliers during each analysis. No additional measurements were flagged among upgradient wells, and all previously flagged measurements were confirmed. No new outliers were flagged during this analysis.

Additionally, downgradient well data through February 2026 were screened through visual screening using time series graphs. Since the downgradient well data are used to construct confidence intervals, values that are marginally high relative to the rest of the data are retained unless there is particular justification for excluding them. No additional measurements were flagged among downgradient wells, and all previously flagged measurements were confirmed. During previous analyses, elevated reporting limits for lithium at wells BGWC-32, BGWC-38D, and BGWC-40 were flagged and remain flagged. Additionally, a high historic observation for antimony at BGWC-24 was resampled and the original sample remains flagged as an outlier. A summary of flagged outliers follows this report (Figure C).

<u>Interwell Upper Tolerance Limits</u>

Interwell tolerance limits were used to calculate site-specific background limits from all available pooled upgradient well data through February 2026 for Appendix IV constituents (Figure F). Parametric tolerance limits are calculated, with a target of 95%

confidence and 95% coverage, when data follow a normal or transformed-normal distribution, such as for combined radium 226 + 228. When data contained greater than 50% non-detects or did not follow a normal or transformed-normal distribution, non-parametric tolerance limits were constructed using the highest background measurement. The confidence and coverage levels for nonparametric tolerance limits are dependent upon the number of background samples.

Groundwater Protection Standards

The background limits were then used when determining the groundwater protection standard (GWPS) under 40 CFR §257.95(h) and Georgia EPD Rule 391-3-4-.10(6)(a). On July 30, 2018, US EPA revised the Federal CCR rule updating GWPS for cobalt, lead, lithium, and molybdenum as described above in 40 CFR §257.95(h)(2). Effective on February 22, 2022, Georgia EPD incorporated the updated GWPS into the current Georgia EPD Rules for Solid Waste Management 391-3-4-.10(6)(a). In accordance with the updated Rules, the GWPS is:

- The maximum contaminant level (MCL) established under §141.62 and §141.66 of this title
- Where an MCL has not been established for a constituent, Federal and State CCR Rules specify levels for cobalt (0.006 mg/L), lead (0.015 mg/L), lithium (0.040 mg/L), and molybdenum (0.100 mg/L)
- The respective background level for a constituent when the background level is higher than the MCL or Federal CCR Rule identified GWPS

Following Georgia EPD Rule requirements and the Federal CCR requirements, GWPS were established for statistical comparison of Appendix IV constituents for this sample event (Figure G).

Confidence Intervals

To complete the statistical comparison of downgradient well data to GWPS, confidence intervals were constructed for the Appendix IV constituents in each downgradient well with 8 or more observations and each assessment well with 4 or more observations using all available data through February 2026.

Confidence intervals were compared to the GWPS prepared as described above. These intervals were constructed as either parametric or nonparametric confidence intervals depending on the data distribution and percentage of non-detects. When data followed a normal or transformed-normal distribution, parametric confidence intervals were used for Appendix IV parameters. Nonparametric confidence intervals, which use the

appropriate order statistics depending on the sample size as interval limits, were constructed when data did not follow a normal or transformed-normal distribution or when there were greater than 50% non-detects. The lower confidence limit, which is constructed with 99% confidence for parametric confidence intervals, is compared to the GWPS prepared as described above. The achievable confidence level associated with nonparametric confidence intervals is dependent upon the number of samples available.

Only when the entire confidence interval is above a GWPS is the downgradient well/constituent pair considered to exceed its respective standard. If there is an exceedance of the GWPS, a statistically significant level (SSL) exceedance is identified. Note that due to increasing trends for cobalt at downgradient well BGWC-16 and lithium at BGWC-20, the records were truncated to eliminate the trend and only the most recent observations were used to construct the confidence interval (USEPA Unified Guidance, 2009, Chapter 7). The resulting confidence intervals represent current groundwater quality conditions. Trend tests using both the full and truncated records follow this report (Figure H).

Summaries of the confidence intervals follow this letter (Figure I) and exceedances were identified for the following well/constituent pairs:

- Arsenic: BGWC-34D
- Cobalt: BGWC-16 and BGWC-22
- Lithium: BGWC-20
- Molybdenum: BGWC-43D

Trend Test Evaluation – Appendix IV

Data at wells with confidence interval exceedances are further evaluated using the Sen's Slope/Mann Kendall trend test at the 95% confidence level to determine whether concentrations are statistically increasing, decreasing, or stable (Figure J). Upgradient wells are included in the trend analyses to identify whether similar patterns exist upgradient of the site for the same constituents. When trends are present in upgradient wells, it is an indication of variability in groundwater quality unrelated to practices at the site. A summary of the Appendix IV trend test results follows this letter. Statistically significant trends were identified for the following well/constituent pairs:

Increasing

- Cobalt: BGWC-16 and BGWC-22
- Lithium: BGWA-48D (upgradient) and BGWC-20

Decreasing

- Lithium: BGWA-29 (upgradient)

Note that although statistically significant trends were identified for lithium at upgradient wells BGWA-29 and BGWA-48D, the slopes are zero. The Mann-Kendall slope estimates, which represent the median slope of all the possible pairwise slopes, are displayed on the result from a large number of non-detects that are substituted with the same value.

Resample Reports – April 2026

Additional samples were collected in April 2026 for antimony, arsenic, barium, beryllium, boron, cadmium, calcium, chromium, cobalt, fluoride, lead, lithium, mercury, molybdenum, pH, selenium, TDS, and thallium at downgradient well BGWC-20 and for mercury and pH at downgradient well BGWC-24.

Interwell prediction limits using pooled upgradient well data through February 2026 were constructed to evaluate the April 2026 resamples for resampled Appendix III parameters at wells BGWC-20 and BGWC-24 (Figure K). A summary of the prediction limits follows this report, and exceedances were identified for the following well/constituent pairs:

- Boron: BGWC-20
- Calcium: BGWC-20
- TDS: BGWC-20

Confidence intervals were constructed for resampled Appendix IV parameters in downgradient well BGWC-20 and BGWC-24 using data through April 2026 for comparison to each constituent's respective GWPS (Figure L). Note that the earlier concentrations remain truncated for lithium at well BGWC-20, and only concentrations from 2022 onward (the 9 most recent observations) were used to construct the respective confidence interval. The following exceedance was identified:

- Lithium: BGWC-20

Summary

Observations from the February 2026 sample event and April 2026 resamples were compared to established interwell prediction limits for Appendix III constituents. Several statistically significant increases were identified and may be seen on the summary table following this letter.

- Boron: BGWC-7, BGWC-9, BGWC-10, BGWC-12, BGWC-14A, BGWC-16, BGWC-17, BGWC-18, BGWC-19, BGWC-20, BGWC-22, BGWC-23, BGWC-24, BGWC-25, BGWC-30, BGWC-51, and BGWC-52
- Calcium: BGWC-7, BGWC-12, BGWC-14A, BGWC-16, BGWC-20, BGWC-22, BGWC-23, and BGWC-24
- Chloride: BGWC-9, BGWC-10, BGWC-12, BGWC-14A, BGWC-16, BGWC-17, BGWC-20, BGWC-22, BGWC-23, BGWC-24, BGWC-25, BGWC-30, BGWC-51, and BGWC-52
- pH (lower limit): BGWC-16 and BGWC-18
- Sulfate: BGWC-7, BGWC-9, BGWC-10, BGWC-12, BGWC-14A, BGWC-16, BGWC-17, BGWC-20, BGWC-22, BGWC-23, BGWC-24, and BGWC-52
- TDS: BGWC-7, BGWC-10, BGWC-12, BGWC-14A, BGWC-16, BGWC-17, BGWC-20, BGWC-22, BGWC-23, and BGWC-24

When confidence intervals were constructed on downgradient wells for Appendix IV constituents and compared to respective GWPS, the following exceedances were identified:

- Arsenic: BGWC-34D
- Cobalt: BGWC-16 and BGWC-22
- Lithium: BGWC-20
- Molybdenum: BGWC-43D

Thank you for the opportunity to assist you in the statistical analysis of groundwater quality for Plant Bowen AP-1. If you have any questions or comments, please feel free to contact us.

For Groundwater Stats Consulting,

Abdul Diane
Groundwater Analyst

Andrew T. Collins
Project Manager

Table of Contents

Summary Tables	15
Figure A. Time Series	43
Figure B. Box Plots	288
Figure C. Outlier Summary	310
Figure D. Appendix III Interwell Prediction Limits	312
Figure E. Appendix III Trend Tests - Prediction Limit Exceedances	403
Figure F. Upper Tolerance Limits	429
Figure G. Groundwater Protection Standards	439
Figure H. Cobalt BGWC-16 & Lithium BGWC-20 Trend Tests	441
Figure I. Confidence Intervals	446
Figure J. Appendix IV Trend Tests - Confidence Interval Exceedances	582
Figure K. Appendix III Interwell Prediction Limits - Resample	591
Figure L. Confidence Intervals - Resample	607

Summary Tables

100% Non-Detects: Appendix IV Downgradient & Assessment

Analysis Run 4/9/2026 2:32 PM View: Appendix IV Confidence Intervals
Plant Bowen Client: Southern Company Data: Bowen AP-1

Antimony (mg/L)
BGWC-12, BGWC-18, BGWC-53D, PZ-7

Beryllium (mg/L)
BGWC-7, BGWC-8, BGWC-9, BGWC-10, BGWC-14A, BGWC-20, BGWC-21, BGWC-25, BGWC-30, BGWC-31, BGWC-32, BGWC-34D, BGWC-35D, BGWC-40, BGWC-43D, BGWC-49D, BGWC-50D, BGWC-53D

Cadmium (mg/L)
BGWC-7, BGWC-8, BGWC-9, BGWC-10, BGWC-12, BGWC-21, BGWC-25, BGWC-31, BGWC-32, BGWC-34D, BGWC-35D, BGWC-36D, BGWC-40, BGWC-49D, BGWC-50D, BGWC-53D

Chromium (mg/L)
BGWC-53D

Cobalt (mg/L)
BGWC-51

Lead (mg/L)
BGWC-7, BGWC-53D, PZ-7

Lithium (mg/L)
BGWC-18, BGWC-19, BGWC-21, BGWC-25, BGWC-31

Mercury (mg/L)
BGWC-32, BGWC-40, BGWC-49D, BGWC-50D, BGWC-53D

Molybdenum (mg/L)
BGWC-12, BGWC-16, BGWC-17, BGWC-18, PZ-7

Selenium (mg/L)
BGWC-7, BGWC-10, BGWC-25, BGWC-50D, PZ-7

Thallium (mg/L)
BGWC-8, BGWC-10, BGWC-21, BGWC-25, BGWC-31, BGWC-49D, BGWC-50D, BGWC-53D

Sanitas™ v.10.1.06e Software licensed to Groundwater Stats Consulting. UG

Date Ranges

Date: 6/10/2026 3:49 PM

Plant Bowen Client: Southern Company Data: Bowen AP-1

Cobalt (mg/L)
BGWC-16 overall:9/24/2020-2/4/2026
Lithium (mg/L)
BGWC-20 overall:7/27/2022-4/7/2026

Appendix III Interwell Prediction Limits - Significant Results

Plant Bowen Client: Southern Company Data: Bowen AP-1 Printed 4/9/2026, 1:53 PM

Constituent	Well	Upper Lim.	Lower Lim.	Date	Observ.	Sig.	Bg N	Bg Mean	Std. Dev.	%NDs	ND Adj.	Transform	Alpha	Method
Boron (mg/L)	BGWC-7	0.04	n/a	2/4/2026	0.76	Yes	92	n/a	n/a	20.65	n/a	n/a	0.0002254	NP Inter (normality) 1 of 2
Boron (mg/L)	BGWC-9	0.04	n/a	2/3/2026	0.57	Yes	92	n/a	n/a	20.65	n/a	n/a	0.0002254	NP Inter (normality) 1 of 2
Boron (mg/L)	BGWC-10	0.04	n/a	2/4/2026	0.6	Yes	92	n/a	n/a	20.65	n/a	n/a	0.0002254	NP Inter (normality) 1 of 2
Boron (mg/L)	BGWC-12	0.04	n/a	2/3/2026	2.3	Yes	92	n/a	n/a	20.65	n/a	n/a	0.0002254	NP Inter (normality) 1 of 2
Boron (mg/L)	BGWC-14A	0.04	n/a	2/4/2026	1.9	Yes	92	n/a	n/a	20.65	n/a	n/a	0.0002254	NP Inter (normality) 1 of 2
Boron (mg/L)	BGWC-16	0.04	n/a	2/4/2026	2.6	Yes	92	n/a	n/a	20.65	n/a	n/a	0.0002254	NP Inter (normality) 1 of 2
Boron (mg/L)	BGWC-17	0.04	n/a	2/4/2026	1.2	Yes	92	n/a	n/a	20.65	n/a	n/a	0.0002254	NP Inter (normality) 1 of 2
Boron (mg/L)	BGWC-18	0.04	n/a	2/4/2026	0.53	Yes	92	n/a	n/a	20.65	n/a	n/a	0.0002254	NP Inter (normality) 1 of 2
Boron (mg/L)	BGWC-19	0.04	n/a	2/5/2026	0.33	Yes	92	n/a	n/a	20.65	n/a	n/a	0.0002254	NP Inter (normality) 1 of 2
Boron (mg/L)	BGWC-20	0.04	n/a	2/5/2026	5.4	Yes	92	n/a	n/a	20.65	n/a	n/a	0.0002254	NP Inter (normality) 1 of 2
Boron (mg/L)	BGWC-22	0.04	n/a	2/10/2026	8.5	Yes	92	n/a	n/a	20.65	n/a	n/a	0.0002254	NP Inter (normality) 1 of 2
Boron (mg/L)	BGWC-23	0.04	n/a	2/6/2026	6.7	Yes	92	n/a	n/a	20.65	n/a	n/a	0.0002254	NP Inter (normality) 1 of 2
Boron (mg/L)	BGWC-24	0.04	n/a	2/2/2026	11.8	Yes	92	n/a	n/a	20.65	n/a	n/a	0.0002254	NP Inter (normality) 1 of 2
Boron (mg/L)	BGWC-25	0.04	n/a	2/4/2026	0.16	Yes	92	n/a	n/a	20.65	n/a	n/a	0.0002254	NP Inter (normality) 1 of 2
Boron (mg/L)	BGWC-30	0.04	n/a	2/9/2026	1.5	Yes	92	n/a	n/a	20.65	n/a	n/a	0.0002254	NP Inter (normality) 1 of 2
Boron (mg/L)	BGWC-51	0.04	n/a	2/5/2026	1	Yes	92	n/a	n/a	20.65	n/a	n/a	0.0002254	NP Inter (normality) 1 of 2
Boron (mg/L)	BGWC-52	0.04	n/a	2/5/2026	0.55	Yes	92	n/a	n/a	20.65	n/a	n/a	0.0002254	NP Inter (normality) 1 of 2
Calcium (mg/L)	BGWC-7	118	n/a	2/4/2026	121	Yes	92	n/a	n/a	0	n/a	n/a	0.0002254	NP Inter (normality) 1 of 2
Calcium (mg/L)	BGWC-12	118	n/a	2/3/2026	230	Yes	92	n/a	n/a	0	n/a	n/a	0.0002254	NP Inter (normality) 1 of 2
Calcium (mg/L)	BGWC-14A	118	n/a	2/4/2026	229	Yes	92	n/a	n/a	0	n/a	n/a	0.0002254	NP Inter (normality) 1 of 2
Calcium (mg/L)	BGWC-16	118	n/a	2/4/2026	199	Yes	92	n/a	n/a	0	n/a	n/a	0.0002254	NP Inter (normality) 1 of 2
Calcium (mg/L)	BGWC-20	118	n/a	2/5/2026	348	Yes	92	n/a	n/a	0	n/a	n/a	0.0002254	NP Inter (normality) 1 of 2
Calcium (mg/L)	BGWC-22	118	n/a	2/10/2026	177	Yes	92	n/a	n/a	0	n/a	n/a	0.0002254	NP Inter (normality) 1 of 2
Calcium (mg/L)	BGWC-23	118	n/a	2/6/2026	221	Yes	92	n/a	n/a	0	n/a	n/a	0.0002254	NP Inter (normality) 1 of 2
Calcium (mg/L)	BGWC-24	118	n/a	2/2/2026	417	Yes	92	n/a	n/a	0	n/a	n/a	0.0002254	NP Inter (normality) 1 of 2
Chloride (mg/L)	BGWC-9	9.475	n/a	2/3/2026	10.5	Yes	92	1.875	0.5662	0	None	sqrt(x)	0.000396	Param Inter 1 of 2
Chloride (mg/L)	BGWC-10	9.475	n/a	2/4/2026	29.2	Yes	92	1.875	0.5662	0	None	sqrt(x)	0.000396	Param Inter 1 of 2
Chloride (mg/L)	BGWC-12	9.475	n/a	2/3/2026	13.4	Yes	92	1.875	0.5662	0	None	sqrt(x)	0.000396	Param Inter 1 of 2
Chloride (mg/L)	BGWC-14A	9.475	n/a	2/4/2026	20.2	Yes	92	1.875	0.5662	0	None	sqrt(x)	0.000396	Param Inter 1 of 2
Chloride (mg/L)	BGWC-16	9.475	n/a	2/4/2026	10.1	Yes	92	1.875	0.5662	0	None	sqrt(x)	0.000396	Param Inter 1 of 2
Chloride (mg/L)	BGWC-17	9.475	n/a	2/4/2026	30.7	Yes	92	1.875	0.5662	0	None	sqrt(x)	0.000396	Param Inter 1 of 2
Chloride (mg/L)	BGWC-20	9.475	n/a	2/5/2026	135	Yes	92	1.875	0.5662	0	None	sqrt(x)	0.000396	Param Inter 1 of 2
Chloride (mg/L)	BGWC-22	9.475	n/a	2/10/2026	131	Yes	92	1.875	0.5662	0	None	sqrt(x)	0.000396	Param Inter 1 of 2
Chloride (mg/L)	BGWC-23	9.475	n/a	2/6/2026	250	Yes	92	1.875	0.5662	0	None	sqrt(x)	0.000396	Param Inter 1 of 2
Chloride (mg/L)	BGWC-24	9.475	n/a	2/2/2026	421	Yes	92	1.875	0.5662	0	None	sqrt(x)	0.000396	Param Inter 1 of 2
Chloride (mg/L)	BGWC-25	9.475	n/a	2/4/2026	25.7	Yes	92	1.875	0.5662	0	None	sqrt(x)	0.000396	Param Inter 1 of 2
Chloride (mg/L)	BGWC-30	9.475	n/a	2/9/2026	76.8	Yes	92	1.875	0.5662	0	None	sqrt(x)	0.000396	Param Inter 1 of 2
Chloride (mg/L)	BGWC-51	9.475	n/a	2/5/2026	32.3	Yes	92	1.875	0.5662	0	None	sqrt(x)	0.000396	Param Inter 1 of 2
Chloride (mg/L)	BGWC-52	9.475	n/a	2/5/2026	31.9	Yes	92	1.875	0.5662	0	None	sqrt(x)	0.000396	Param Inter 1 of 2
pH, Field (SU)	BGWC-16	8.335	6.597	2/4/2026	6.13	Yes	101	56.49	6.128	0	None	x^2	0.000198	Param Inter 1 of 2
pH, Field (SU)	BGWC-18	8.335	6.597	2/4/2026	6.46	Yes	101	56.49	6.128	0	None	x^2	0.000198	Param Inter 1 of 2
Sulfate (mg/L)	BGWC-7	87	n/a	2/4/2026	154	Yes	92	n/a	n/a	0	n/a	n/a	0.0002254	NP Inter (normality) 1 of 2
Sulfate (mg/L)	BGWC-9	87	n/a	2/3/2026	98.4	Yes	92	n/a	n/a	0	n/a	n/a	0.0002254	NP Inter (normality) 1 of 2
Sulfate (mg/L)	BGWC-10	87	n/a	2/4/2026	103	Yes	92	n/a	n/a	0	n/a	n/a	0.0002254	NP Inter (normality) 1 of 2
Sulfate (mg/L)	BGWC-12	87	n/a	2/3/2026	520	Yes	92	n/a	n/a	0	n/a	n/a	0.0002254	NP Inter (normality) 1 of 2
Sulfate (mg/L)	BGWC-14A	87	n/a	2/4/2026	542	Yes	92	n/a	n/a	0	n/a	n/a	0.0002254	NP Inter (normality) 1 of 2
Sulfate (mg/L)	BGWC-16	87	n/a	2/4/2026	470	Yes	92	n/a	n/a	0	n/a	n/a	0.0002254	NP Inter (normality) 1 of 2
Sulfate (mg/L)	BGWC-17	87	n/a	2/4/2026	128	Yes	92	n/a	n/a	0	n/a	n/a	0.0002254	NP Inter (normality) 1 of 2
Sulfate (mg/L)	BGWC-20	87	n/a	2/5/2026	638	Yes	92	n/a	n/a	0	n/a	n/a	0.0002254	NP Inter (normality) 1 of 2
Sulfate (mg/L)	BGWC-22	87	n/a	2/10/2026	220	Yes	92	n/a	n/a	0	n/a	n/a	0.0002254	NP Inter (normality) 1 of 2
Sulfate (mg/L)	BGWC-23	87	n/a	2/6/2026	204	Yes	92	n/a	n/a	0	n/a	n/a	0.0002254	NP Inter (normality) 1 of 2
Sulfate (mg/L)	BGWC-24	87	n/a	2/2/2026	256	Yes	92	n/a	n/a	0	n/a	n/a	0.0002254	NP Inter (normality) 1 of 2
Sulfate (mg/L)	BGWC-52	87	n/a	2/5/2026	99.3	Yes	92	n/a	n/a	0	n/a	n/a	0.0002254	NP Inter (normality) 1 of 2
TDS (mg/L)	BGWC-7	415	n/a	2/4/2026	525	Yes	90	n/a	n/a	0	n/a	n/a	0.000234	NP Inter (normality) 1 of 2
TDS (mg/L)	BGWC-10	415	n/a	2/4/2026	421	Yes	90	n/a	n/a	0	n/a	n/a	0.000234	NP Inter (normality) 1 of 2
TDS (mg/L)	BGWC-12	415	n/a	2/3/2026	1220	Yes	90	n/a	n/a	0	n/a	n/a	0.000234	NP Inter (normality) 1 of 2
TDS (mg/L)	BGWC-14A	415	n/a	2/4/2026	1110	Yes	90	n/a	n/a	0	n/a	n/a	0.000234	NP Inter (normality) 1 of 2
TDS (mg/L)	BGWC-16	415	n/a	2/4/2026	916	Yes	90	n/a	n/a	0	n/a	n/a	0.000234	NP Inter (normality) 1 of 2
TDS (mg/L)	BGWC-17	415	n/a	2/4/2026	441	Yes	90	n/a	n/a	0	n/a	n/a	0.000234	NP Inter (normality) 1 of 2
TDS (mg/L)	BGWC-20	415	n/a	2/5/2026	1360	Yes	90	n/a	n/a	0	n/a	n/a	0.000234	NP Inter (normality) 1 of 2
TDS (mg/L)	BGWC-22	415	n/a	2/10/2026	898	Yes	90	n/a	n/a	0	n/a	n/a	0.000234	NP Inter (normality) 1 of 2
TDS (mg/L)	BGWC-23	415	n/a	2/6/2026	1160	Yes	90	n/a	n/a	0	n/a	n/a	0.000234	NP Inter (normality) 1 of 2
TDS (mg/L)	BGWC-24	415	n/a	2/2/2026	1510	Yes	90	n/a	n/a	0	n/a	n/a	0.000234	NP Inter (normality) 1 of 2

Appendix III Interwell Prediction Limits - All Results

Plant Bowen Client: Southern Company Data: Bowen AP-1 Printed 4/9/2026, 1:53 PM

Constituent	Well	Upper Lim.	Lower Lim.	Date	Observ.	Sig.	Bg N	Bg Mean	Std. Dev.	%NDs	ND Adj.	Transform	Alpha	Method
Boron (mg/L)	**BGWC-7**	**0.04**	**n/a**	**2/4/2026**	**0.76**	**Yes**	**92**	**n/a**	**n/a**	**20.65**	**n/a**	**n/a**	**0.0002254**	**NP Inter (normality) 1 of 2**
Boron (mg/L)	BGWC-8	0.04	n/a	2/3/2026	0.032J	No	92	n/a	n/a	20.65	n/a	n/a	0.0002254	NP Inter (normality) 1 of 2
Boron (mg/L)	**BGWC-9**	**0.04**	**n/a**	**2/3/2026**	**0.57**	**Yes**	**92**	**n/a**	**n/a**	**20.65**	**n/a**	**n/a**	**0.0002254**	**NP Inter (normality) 1 of 2**
Boron (mg/L)	**BGWC-10**	**0.04**	**n/a**	**2/4/2026**	**0.6**	**Yes**	**92**	**n/a**	**n/a**	**20.65**	**n/a**	**n/a**	**0.0002254**	**NP Inter (normality) 1 of 2**
Boron (mg/L)	**BGWC-12**	**0.04**	**n/a**	**2/3/2026**	**2.3**	**Yes**	**92**	**n/a**	**n/a**	**20.65**	**n/a**	**n/a**	**0.0002254**	**NP Inter (normality) 1 of 2**
Boron (mg/L)	**BGWC-14A**	**0.04**	**n/a**	**2/4/2026**	**1.9**	**Yes**	**92**	**n/a**	**n/a**	**20.65**	**n/a**	**n/a**	**0.0002254**	**NP Inter (normality) 1 of 2**
Boron (mg/L)	**BGWC-16**	**0.04**	**n/a**	**2/4/2026**	**2.6**	**Yes**	**92**	**n/a**	**n/a**	**20.65**	**n/a**	**n/a**	**0.0002254**	**NP Inter (normality) 1 of 2**
Boron (mg/L)	**BGWC-17**	**0.04**	**n/a**	**2/4/2026**	**1.2**	**Yes**	**92**	**n/a**	**n/a**	**20.65**	**n/a**	**n/a**	**0.0002254**	**NP Inter (normality) 1 of 2**
Boron (mg/L)	**BGWC-18**	**0.04**	**n/a**	**2/4/2026**	**0.53**	**Yes**	**92**	**n/a**	**n/a**	**20.65**	**n/a**	**n/a**	**0.0002254**	**NP Inter (normality) 1 of 2**
Boron (mg/L)	**BGWC-19**	**0.04**	**n/a**	**2/5/2026**	**0.33**	**Yes**	**92**	**n/a**	**n/a**	**20.65**	**n/a**	**n/a**	**0.0002254**	**NP Inter (normality) 1 of 2**
Boron (mg/L)	**BGWC-20**	**0.04**	**n/a**	**2/5/2026**	**5.4**	**Yes**	**92**	**n/a**	**n/a**	**20.65**	**n/a**	**n/a**	**0.0002254**	**NP Inter (normality) 1 of 2**
Boron (mg/L)	BGWC-21	0.04	n/a	2/4/2026	0.025J	No	92	n/a	n/a	20.65	n/a	n/a	0.0002254	NP Inter (normality) 1 of 2
Boron (mg/L)	**BGWC-22**	**0.04**	**n/a**	**2/10/2026**	**8.5**	**Yes**	**92**	**n/a**	**n/a**	**20.65**	**n/a**	**n/a**	**0.0002254**	**NP Inter (normality) 1 of 2**
Boron (mg/L)	**BGWC-23**	**0.04**	**n/a**	**2/6/2026**	**6.7**	**Yes**	**92**	**n/a**	**n/a**	**20.65**	**n/a**	**n/a**	**0.0002254**	**NP Inter (normality) 1 of 2**
Boron (mg/L)	**BGWC-24**	**0.04**	**n/a**	**2/2/2026**	**11.8**	**Yes**	**92**	**n/a**	**n/a**	**20.65**	**n/a**	**n/a**	**0.0002254**	**NP Inter (normality) 1 of 2**
Boron (mg/L)	**BGWC-25**	**0.04**	**n/a**	**2/4/2026**	**0.16**	**Yes**	**92**	**n/a**	**n/a**	**20.65**	**n/a**	**n/a**	**0.0002254**	**NP Inter (normality) 1 of 2**
Boron (mg/L)	**BGWC-30**	**0.04**	**n/a**	**2/9/2026**	**1.5**	**Yes**	**92**	**n/a**	**n/a**	**20.65**	**n/a**	**n/a**	**0.0002254**	**NP Inter (normality) 1 of 2**
Boron (mg/L)	**BGWC-51**	**0.04**	**n/a**	**2/5/2026**	**1**	**Yes**	**92**	**n/a**	**n/a**	**20.65**	**n/a**	**n/a**	**0.0002254**	**NP Inter (normality) 1 of 2**
Boron (mg/L)	**BGWC-52**	**0.04**	**n/a**	**2/5/2026**	**0.55**	**Yes**	**92**	**n/a**	**n/a**	**20.65**	**n/a**	**n/a**	**0.0002254**	**NP Inter (normality) 1 of 2**
Calcium (mg/L)	**BGWC-7**	**118**	**n/a**	**2/4/2026**	**121**	**Yes**	**92**	**n/a**	**n/a**	**0**	**n/a**	**n/a**	**0.0002254**	**NP Inter (normality) 1 of 2**
Calcium (mg/L)	BGWC-8	118	n/a	2/3/2026	43.2	No	92	n/a	n/a	0	n/a	n/a	0.0002254	NP Inter (normality) 1 of 2
Calcium (mg/L)	BGWC-9	118	n/a	2/3/2026	75.5	No	92	n/a	n/a	0	n/a	n/a	0.0002254	NP Inter (normality) 1 of 2
Calcium (mg/L)	BGWC-10	118	n/a	2/4/2026	70.7	No	92	n/a	n/a	0	n/a	n/a	0.0002254	NP Inter (normality) 1 of 2
Calcium (mg/L)	**BGWC-12**	**118**	**n/a**	**2/3/2026**	**230**	**Yes**	**92**	**n/a**	**n/a**	**0**	**n/a**	**n/a**	**0.0002254**	**NP Inter (normality) 1 of 2**
Calcium (mg/L)	**BGWC-14A**	**118**	**n/a**	**2/4/2026**	**229**	**Yes**	**92**	**n/a**	**n/a**	**0**	**n/a**	**n/a**	**0.0002254**	**NP Inter (normality) 1 of 2**
Calcium (mg/L)	**BGWC-16**	**118**	**n/a**	**2/4/2026**	**199**	**Yes**	**92**	**n/a**	**n/a**	**0**	**n/a**	**n/a**	**0.0002254**	**NP Inter (normality) 1 of 2**
Calcium (mg/L)	BGWC-17	118	n/a	2/4/2026	91	No	92	n/a	n/a	0	n/a	n/a	0.0002254	NP Inter (normality) 1 of 2
Calcium (mg/L)	BGWC-18	118	n/a	2/4/2026	53.7	No	92	n/a	n/a	0	n/a	n/a	0.0002254	NP Inter (normality) 1 of 2
Calcium (mg/L)	BGWC-19	118	n/a	2/5/2026	65	No	92	n/a	n/a	0	n/a	n/a	0.0002254	NP Inter (normality) 1 of 2
Calcium (mg/L)	**BGWC-20**	**118**	**n/a**	**2/5/2026**	**348**	**Yes**	**92**	**n/a**	**n/a**	**0**	**n/a**	**n/a**	**0.0002254**	**NP Inter (normality) 1 of 2**
Calcium (mg/L)	BGWC-21	118	n/a	2/4/2026	47.5	No	92	n/a	n/a	0	n/a	n/a	0.0002254	NP Inter (normality) 1 of 2
Calcium (mg/L)	**BGWC-22**	**118**	**n/a**	**2/10/2026**	**177**	**Yes**	**92**	**n/a**	**n/a**	**0**	**n/a**	**n/a**	**0.0002254**	**NP Inter (normality) 1 of 2**
Calcium (mg/L)	**BGWC-23**	**118**	**n/a**	**2/6/2026**	**221**	**Yes**	**92**	**n/a**	**n/a**	**0**	**n/a**	**n/a**	**0.0002254**	**NP Inter (normality) 1 of 2**
Calcium (mg/L)	**BGWC-24**	**118**	**n/a**	**2/2/2026**	**417**	**Yes**	**92**	**n/a**	**n/a**	**0**	**n/a**	**n/a**	**0.0002254**	**NP Inter (normality) 1 of 2**
Calcium (mg/L)	BGWC-25	118	n/a	2/4/2026	68.1	No	92	n/a	n/a	0	n/a	n/a	0.0002254	NP Inter (normality) 1 of 2
Calcium (mg/L)	BGWC-30	118	n/a	2/9/2026	72.6	No	92	n/a	n/a	0	n/a	n/a	0.0002254	NP Inter (normality) 1 of 2
Calcium (mg/L)	BGWC-51	118	n/a	2/5/2026	70.6	No	92	n/a	n/a	0	n/a	n/a	0.0002254	NP Inter (normality) 1 of 2
Calcium (mg/L)	BGWC-52	118	n/a	2/5/2026	66.3	No	92	n/a	n/a	0	n/a	n/a	0.0002254	NP Inter (normality) 1 of 2
Chloride (mg/L)	BGWC-7	9.475	n/a	2/4/2026	6	No	92	1.875	0.5662	0	None	sqrt(x)	0.000396	Param Inter 1 of 2
Chloride (mg/L)	BGWC-8	9.475	n/a	2/3/2026	1.6	No	92	1.875	0.5662	0	None	sqrt(x)	0.000396	Param Inter 1 of 2
Chloride (mg/L)	**BGWC-9**	**9.475**	**n/a**	**2/3/2026**	**10.5**	**Yes**	**92**	**1.875**	**0.5662**	**0**	**None**	**sqrt(x)**	**0.000396**	**Param Inter 1 of 2**
Chloride (mg/L)	**BGWC-10**	**9.475**	**n/a**	**2/4/2026**	**29.2**	**Yes**	**92**	**1.875**	**0.5662**	**0**	**None**	**sqrt(x)**	**0.000396**	**Param Inter 1 of 2**
Chloride (mg/L)	**BGWC-12**	**9.475**	**n/a**	**2/3/2026**	**13.4**	**Yes**	**92**	**1.875**	**0.5662**	**0**	**None**	**sqrt(x)**	**0.000396**	**Param Inter 1 of 2**
Chloride (mg/L)	**BGWC-14A**	**9.475**	**n/a**	**2/4/2026**	**20.2**	**Yes**	**92**	**1.875**	**0.5662**	**0**	**None**	**sqrt(x)**	**0.000396**	**Param Inter 1 of 2**
Chloride (mg/L)	**BGWC-16**	**9.475**	**n/a**	**2/4/2026**	**10.1**	**Yes**	**92**	**1.875**	**0.5662**	**0**	**None**	**sqrt(x)**	**0.000396**	**Param Inter 1 of 2**
Chloride (mg/L)	**BGWC-17**	**9.475**	**n/a**	**2/4/2026**	**30.7**	**Yes**	**92**	**1.875**	**0.5662**	**0**	**None**	**sqrt(x)**	**0.000396**	**Param Inter 1 of 2**
Chloride (mg/L)	BGWC-18	9.475	n/a	2/4/2026	3.4	No	92	1.875	0.5662	0	None	sqrt(x)	0.000396	Param Inter 1 of 2
Chloride (mg/L)	BGWC-19	9.475	n/a	2/5/2026	4	No	92	1.875	0.5662	0	None	sqrt(x)	0.000396	Param Inter 1 of 2
Chloride (mg/L)	**BGWC-20**	**9.475**	**n/a**	**2/5/2026**	**135**	**Yes**	**92**	**1.875**	**0.5662**	**0**	**None**	**sqrt(x)**	**0.000396**	**Param Inter 1 of 2**
Chloride (mg/L)	BGWC-21	9.475	n/a	2/4/2026	4.7	No	92	1.875	0.5662	0	None	sqrt(x)	0.000396	Param Inter 1 of 2
Chloride (mg/L)	**BGWC-22**	**9.475**	**n/a**	**2/10/2026**	**131**	**Yes**	**92**	**1.875**	**0.5662**	**0**	**None**	**sqrt(x)**	**0.000396**	**Param Inter 1 of 2**
Chloride (mg/L)	**BGWC-23**	**9.475**	**n/a**	**2/6/2026**	**250**	**Yes**	**92**	**1.875**	**0.5662**	**0**	**None**	**sqrt(x)**	**0.000396**	**Param Inter 1 of 2**
Chloride (mg/L)	**BGWC-24**	**9.475**	**n/a**	**2/2/2026**	**421**	**Yes**	**92**	**1.875**	**0.5662**	**0**	**None**	**sqrt(x)**	**0.000396**	**Param Inter 1 of 2**
Chloride (mg/L)	**BGWC-25**	**9.475**	**n/a**	**2/4/2026**	**25.7**	**Yes**	**92**	**1.875**	**0.5662**	**0**	**None**	**sqrt(x)**	**0.000396**	**Param Inter 1 of 2**
Chloride (mg/L)	**BGWC-30**	**9.475**	**n/a**	**2/9/2026**	**76.8**	**Yes**	**92**	**1.875**	**0.5662**	**0**	**None**	**sqrt(x)**	**0.000396**	**Param Inter 1 of 2**
Chloride (mg/L)	**BGWC-51**	**9.475**	**n/a**	**2/5/2026**	**32.3**	**Yes**	**92**	**1.875**	**0.5662**	**0**	**None**	**sqrt(x)**	**0.000396**	**Param Inter 1 of 2**
Chloride (mg/L)	**BGWC-52**	**9.475**	**n/a**	**2/5/2026**	**31.9**	**Yes**	**92**	**1.875**	**0.5662**	**0**	**None**	**sqrt(x)**	**0.000396**	**Param Inter 1 of 2**
Fluoride (mg/L)	BGWC-7	0.57	n/a	2/4/2026	0.16	No	101	n/a	n/a	47.52	n/a	n/a	0.000188	NP Inter (normality) 1 of 2
Fluoride (mg/L)	BGWC-8	0.57	n/a	2/3/2026	0.059J	No	101	n/a	n/a	47.52	n/a	n/a	0.000188	NP Inter (normality) 1 of 2
Fluoride (mg/L)	BGWC-9	0.57	n/a	2/3/2026	0.096J	No	101	n/a	n/a	47.52	n/a	n/a	0.000188	NP Inter (normality) 1 of 2
Fluoride (mg/L)	BGWC-10	0.57	n/a	2/4/2026	0.068J	No	101	n/a	n/a	47.52	n/a	n/a	0.000188	NP Inter (normality) 1 of 2
Fluoride (mg/L)	BGWC-12	0.57	n/a	2/3/2026	0.083J	No	101	n/a	n/a	47.52	n/a	n/a	0.000188	NP Inter (normality) 1 of 2
Fluoride (mg/L)	BGWC-14A	0.57	n/a	2/4/2026	0.07J	No	101	n/a	n/a	47.52	n/a	n/a	0.000188	NP Inter (normality) 1 of 2
Fluoride (mg/L)	BGWC-16	0.57	n/a	2/4/2026	0.092J	No	101	n/a	n/a	47.52	n/a	n/a	0.000188	NP Inter (normality) 1 of 2
Fluoride (mg/L)	BGWC-17	0.57	n/a	2/4/2026	0.13	No	101	n/a	n/a	47.52	n/a	n/a	0.000188	NP Inter (normality) 1 of 2

Appendix III Interwell Prediction Limits - All Results

Plant Bowen Client: Southern Company Data: Bowen AP-1 Printed 4/9/2026, 1:53 PM

Constituent	Well	Upper Lim.	Lower Lim.	Date	Observ.	Sig.	Bg N	Bg Mean	Std. Dev.	%NDs	ND Adj.	Transform	Alpha	Method
Fluoride (mg/L)	BGWC-18	0.57	n/a	2/4/2026	0.057J	No	101	n/a	n/a	47.52	n/a	n/a	0.000188	NP Inter (normality) 1 of 2
Fluoride (mg/L)	BGWC-19	0.57	n/a	2/5/2026	0.065J	No	101	n/a	n/a	47.52	n/a	n/a	0.000188	NP Inter (normality) 1 of 2
Fluoride (mg/L)	BGWC-20	0.57	n/a	2/5/2026	0.063J	No	101	n/a	n/a	47.52	n/a	n/a	0.000188	NP Inter (normality) 1 of 2
Fluoride (mg/L)	BGWC-21	0.57	n/a	2/4/2026	0.1ND	No	101	n/a	n/a	47.52	n/a	n/a	0.000188	NP Inter (normality) 1 of 2
Fluoride (mg/L)	BGWC-22	0.57	n/a	2/10/2026	0.25	No	101	n/a	n/a	47.52	n/a	n/a	0.000188	NP Inter (normality) 1 of 2
Fluoride (mg/L)	BGWC-23	0.57	n/a	2/6/2026	0.1ND	No	101	n/a	n/a	47.52	n/a	n/a	0.000188	NP Inter (normality) 1 of 2
Fluoride (mg/L)	BGWC-24	0.57	n/a	2/2/2026	0.15	No	101	n/a	n/a	47.52	n/a	n/a	0.000188	NP Inter (normality) 1 of 2
Fluoride (mg/L)	BGWC-25	0.57	n/a	2/4/2026	0.1ND	No	101	n/a	n/a	47.52	n/a	n/a	0.000188	NP Inter (normality) 1 of 2
Fluoride (mg/L)	BGWC-30	0.57	n/a	2/9/2026	0.089J	No	101	n/a	n/a	47.52	n/a	n/a	0.000188	NP Inter (normality) 1 of 2
Fluoride (mg/L)	BGWC-51	0.57	n/a	2/5/2026	0.16	No	101	n/a	n/a	47.52	n/a	n/a	0.000188	NP Inter (normality) 1 of 2
Fluoride (mg/L)	BGWC-52	0.57	n/a	2/5/2026	0.14	No	101	n/a	n/a	47.52	n/a	n/a	0.000188	NP Inter (normality) 1 of 2
pH, Field (SU)	BGWC-7	8.335	6.597	2/4/2026	7.04	No	101	56.49	6.128	0	None	x^2	0.000198	Param Inter 1 of 2
pH, Field (SU)	BGWC-8	8.335	6.597	2/3/2026	7.47	No	101	56.49	6.128	0	None	x^2	0.000198	Param Inter 1 of 2
pH, Field (SU)	BGWC-9	8.335	6.597	2/3/2026	7.15	No	101	56.49	6.128	0	None	x^2	0.000198	Param Inter 1 of 2
pH, Field (SU)	BGWC-10	8.335	6.597	2/4/2026	7.2	No	101	56.49	6.128	0	None	x^2	0.000198	Param Inter 1 of 2
pH, Field (SU)	BGWC-12	8.335	6.597	2/3/2026	6.68	No	101	56.49	6.128	0	None	x^2	0.000198	Param Inter 1 of 2
pH, Field (SU)	BGWC-14A	8.335	6.597	2/4/2026	6.74	No	101	56.49	6.128	0	None	x^2	0.000198	Param Inter 1 of 2
pH, Field (SU)	**BGWC-16**	**8.335**	**6.597**	**2/4/2026**	**6.13**	**Yes**	**101**	**56.49**	**6.128**	**0**	**None**	**x^2**	**0.000198**	**Param Inter 1 of 2**
pH, Field (SU)	BGWC-17	8.335	6.597	2/4/2026	7.14	No	101	56.49	6.128	0	None	x^2	0.000198	Param Inter 1 of 2
pH, Field (SU)	**BGWC-18**	**8.335**	**6.597**	**2/4/2026**	**6.46**	**Yes**	**101**	**56.49**	**6.128**	**0**	**None**	**x^2**	**0.000198**	**Param Inter 1 of 2**
pH, Field (SU)	BGWC-19	8.335	6.597	2/5/2026	6.67	No	101	56.49	6.128	0	None	x^2	0.000198	Param Inter 1 of 2
pH, Field (SU)	BGWC-20	8.335	6.597	2/5/2026	7.22	No	101	56.49	6.128	0	None	x^2	0.000198	Param Inter 1 of 2
pH, Field (SU)	BGWC-21	8.335	6.597	2/4/2026	7.64	No	101	56.49	6.128	0	None	x^2	0.000198	Param Inter 1 of 2
pH, Field (SU)	BGWC-22	8.335	6.597	2/10/2026	6.99	No	101	56.49	6.128	0	None	x^2	0.000198	Param Inter 1 of 2
pH, Field (SU)	BGWC-23	8.335	6.597	2/6/2026	7.02	No	101	56.49	6.128	0	None	x^2	0.000198	Param Inter 1 of 2
pH, Field (SU)	BGWC-24	8.335	6.597	2/2/2026	6.69	No	101	56.49	6.128	0	None	x^2	0.000198	Param Inter 1 of 2
pH, Field (SU)	BGWC-25	8.335	6.597	2/4/2026	7.35	No	101	56.49	6.128	0	None	x^2	0.000198	Param Inter 1 of 2
pH, Field (SU)	BGWC-30	8.335	6.597	2/9/2026	7.41	No	101	56.49	6.128	0	None	x^2	0.000198	Param Inter 1 of 2
pH, Field (SU)	BGWC-51	8.335	6.597	2/5/2026	7.12	No	101	56.49	6.128	0	None	x^2	0.000198	Param Inter 1 of 2
pH, Field (SU)	BGWC-52	8.335	6.597	2/5/2026	7.76	No	101	56.49	6.128	0	None	x^2	0.000198	Param Inter 1 of 2
Sulfate (mg/L)	**BGWC-7**	**87**	**n/a**	**2/4/2026**	**154**	**Yes**	**92**	**n/a**	**n/a**	**0**	**n/a**	**n/a**	**0.0002254**	**NP Inter (normality) 1 of 2**
Sulfate (mg/L)	BGWC-8	87	n/a	2/3/2026	15.9	No	92	n/a	n/a	0	n/a	n/a	0.0002254	NP Inter (normality) 1 of 2
Sulfate (mg/L)	**BGWC-9**	**87**	**n/a**	**2/3/2026**	**98.4**	**Yes**	**92**	**n/a**	**n/a**	**0**	**n/a**	**n/a**	**0.0002254**	**NP Inter (normality) 1 of 2**
Sulfate (mg/L)	**BGWC-10**	**87**	**n/a**	**2/4/2026**	**103**	**Yes**	**92**	**n/a**	**n/a**	**0**	**n/a**	**n/a**	**0.0002254**	**NP Inter (normality) 1 of 2**
Sulfate (mg/L)	**BGWC-12**	**87**	**n/a**	**2/3/2026**	**520**	**Yes**	**92**	**n/a**	**n/a**	**0**	**n/a**	**n/a**	**0.0002254**	**NP Inter (normality) 1 of 2**
Sulfate (mg/L)	**BGWC-14A**	**87**	**n/a**	**2/4/2026**	**542**	**Yes**	**92**	**n/a**	**n/a**	**0**	**n/a**	**n/a**	**0.0002254**	**NP Inter (normality) 1 of 2**
Sulfate (mg/L)	**BGWC-16**	**87**	**n/a**	**2/4/2026**	**470**	**Yes**	**92**	**n/a**	**n/a**	**0**	**n/a**	**n/a**	**0.0002254**	**NP Inter (normality) 1 of 2**
Sulfate (mg/L)	**BGWC-17**	**87**	**n/a**	**2/4/2026**	**128**	**Yes**	**92**	**n/a**	**n/a**	**0**	**n/a**	**n/a**	**0.0002254**	**NP Inter (normality) 1 of 2**
Sulfate (mg/L)	BGWC-18	87	n/a	2/4/2026	56.5	No	92	n/a	n/a	0	n/a	n/a	0.0002254	NP Inter (normality) 1 of 2
Sulfate (mg/L)	BGWC-19	87	n/a	2/5/2026	67.3	No	92	n/a	n/a	0	n/a	n/a	0.0002254	NP Inter (normality) 1 of 2
Sulfate (mg/L)	**BGWC-20**	**87**	**n/a**	**2/5/2026**	**638**	**Yes**	**92**	**n/a**	**n/a**	**0**	**n/a**	**n/a**	**0.0002254**	**NP Inter (normality) 1 of 2**
Sulfate (mg/L)	BGWC-21	87	n/a	2/4/2026	52.2	No	92	n/a	n/a	0	n/a	n/a	0.0002254	NP Inter (normality) 1 of 2
Sulfate (mg/L)	**BGWC-22**	**87**	**n/a**	**2/10/2026**	**220**	**Yes**	**92**	**n/a**	**n/a**	**0**	**n/a**	**n/a**	**0.0002254**	**NP Inter (normality) 1 of 2**
Sulfate (mg/L)	**BGWC-23**	**87**	**n/a**	**2/6/2026**	**204**	**Yes**	**92**	**n/a**	**n/a**	**0**	**n/a**	**n/a**	**0.0002254**	**NP Inter (normality) 1 of 2**
Sulfate (mg/L)	**BGWC-24**	**87**	**n/a**	**2/2/2026**	**256**	**Yes**	**92**	**n/a**	**n/a**	**0**	**n/a**	**n/a**	**0.0002254**	**NP Inter (normality) 1 of 2**
Sulfate (mg/L)	BGWC-25	87	n/a	2/4/2026	44.9	No	92	n/a	n/a	0	n/a	n/a	0.0002254	NP Inter (normality) 1 of 2
Sulfate (mg/L)	BGWC-30	87	n/a	2/9/2026	36.9	No	92	n/a	n/a	0	n/a	n/a	0.0002254	NP Inter (normality) 1 of 2
Sulfate (mg/L)	BGWC-51	87	n/a	2/5/2026	66	No	92	n/a	n/a	0	n/a	n/a	0.0002254	NP Inter (normality) 1 of 2
Sulfate (mg/L)	**BGWC-52**	**87**	**n/a**	**2/5/2026**	**99.3**	**Yes**	**92**	**n/a**	**n/a**	**0**	**n/a**	**n/a**	**0.0002254**	**NP Inter (normality) 1 of 2**
TDS (mg/L)	**BGWC-7**	**415**	**n/a**	**2/4/2026**	**525**	**Yes**	**90**	**n/a**	**n/a**	**0**	**n/a**	**n/a**	**0.000234**	**NP Inter (normality) 1 of 2**
TDS (mg/L)	BGWC-8	415	n/a	2/3/2026	178	No	90	n/a	n/a	0	n/a	n/a	0.000234	NP Inter (normality) 1 of 2
TDS (mg/L)	BGWC-9	415	n/a	2/3/2026	379	No	90	n/a	n/a	0	n/a	n/a	0.000234	NP Inter (normality) 1 of 2
TDS (mg/L)	**BGWC-10**	**415**	**n/a**	**2/4/2026**	**421**	**Yes**	**90**	**n/a**	**n/a**	**0**	**n/a**	**n/a**	**0.000234**	**NP Inter (normality) 1 of 2**
TDS (mg/L)	**BGWC-12**	**415**	**n/a**	**2/3/2026**	**1220**	**Yes**	**90**	**n/a**	**n/a**	**0**	**n/a**	**n/a**	**0.000234**	**NP Inter (normality) 1 of 2**
TDS (mg/L)	**BGWC-14A**	**415**	**n/a**	**2/4/2026**	**1110**	**Yes**	**90**	**n/a**	**n/a**	**0**	**n/a**	**n/a**	**0.000234**	**NP Inter (normality) 1 of 2**
TDS (mg/L)	**BGWC-16**	**415**	**n/a**	**2/4/2026**	**916**	**Yes**	**90**	**n/a**	**n/a**	**0**	**n/a**	**n/a**	**0.000234**	**NP Inter (normality) 1 of 2**
TDS (mg/L)	**BGWC-17**	**415**	**n/a**	**2/4/2026**	**441**	**Yes**	**90**	**n/a**	**n/a**	**0**	**n/a**	**n/a**	**0.000234**	**NP Inter (normality) 1 of 2**
TDS (mg/L)	BGWC-18	415	n/a	2/4/2026	240	No	90	n/a	n/a	0	n/a	n/a	0.000234	NP Inter (normality) 1 of 2
TDS (mg/L)	BGWC-19	415	n/a	2/5/2026	294	No	90	n/a	n/a	0	n/a	n/a	0.000234	NP Inter (normality) 1 of 2
TDS (mg/L)	**BGWC-20**	**415**	**n/a**	**2/5/2026**	**1360**	**Yes**	**90**	**n/a**	**n/a**	**0**	**n/a**	**n/a**	**0.000234**	**NP Inter (normality) 1 of 2**
TDS (mg/L)	BGWC-21	415	n/a	2/4/2026	262	No	90	n/a	n/a	0	n/a	n/a	0.000234	NP Inter (normality) 1 of 2
TDS (mg/L)	**BGWC-22**	**415**	**n/a**	**2/10/2026**	**898**	**Yes**	**90**	**n/a**	**n/a**	**0**	**n/a**	**n/a**	**0.000234**	**NP Inter (normality) 1 of 2**
TDS (mg/L)	**BGWC-23**	**415**	**n/a**	**2/6/2026**	**1160**	**Yes**	**90**	**n/a**	**n/a**	**0**	**n/a**	**n/a**	**0.000234**	**NP Inter (normality) 1 of 2**
TDS (mg/L)	**BGWC-24**	**415**	**n/a**	**2/2/2026**	**1510**	**Yes**	**90**	**n/a**	**n/a**	**0**	**n/a**	**n/a**	**0.000234**	**NP Inter (normality) 1 of 2**
TDS (mg/L)	BGWC-25	415	n/a	2/4/2026	286	No	90	n/a	n/a	0	n/a	n/a	0.000234	NP Inter (normality) 1 of 2

Appendix III Interwell Prediction Limits - All Results

Plant Bowen Client: Southern Company Data: Bowen AP-1 Printed 4/9/2026, 1:53 PM

Constituent	Well	Upper Lim.	Lower Lim.	Date	Observ.	Sig.	Bg N	Bg Mean	Std. Dev.	%NDs	ND Adj.	Transform	Alpha	Method
TDS (mg/L)	BGWC-30	415	n/a	2/9/2026	393	No	90	n/a	n/a	0	n/a	n/a	0.000234	NP Inter (normality) 1 of 2
TDS (mg/L)	BGWC-51	415	n/a	2/5/2026	294	No	90	n/a	n/a	0	n/a	n/a	0.000234	NP Inter (normality) 1 of 2
TDS (mg/L)	BGWC-52	415	n/a	2/5/2026	314	No	90	n/a	n/a	0	n/a	n/a	0.000234	NP Inter (normality) 1 of 2

Appendix III Trend Tests - Prediction Limit Exceedances - Significant Results

Plant Bowen Client: Southern Company Data: Bowen AP-1 Printed 4/13/2026, 3:19 PM

Constituent	Well	Slope	Calc.	Critical	Sig.	N	%NDs	Normality	Xform	Alpha	Method
Boron (mg/L)	BGWC-7	-0.1492	-262	-118	Yes	26	0	n/a	n/a	0.01	NP
Boron (mg/L)	BGWC-9	-0.02107	-132	-118	Yes	26	0	n/a	n/a	0.01	NP
Boron (mg/L)	BGWC-12	0.07825	239	118	Yes	26	0	n/a	n/a	0.01	NP
Boron (mg/L)	BGWC-14A	0.1597	100	74	Yes	19	0	n/a	n/a	0.01	NP
Boron (mg/L)	BGWC-17	-0.04394	-144	-118	Yes	26	0	n/a	n/a	0.01	NP
Boron (mg/L)	BGWC-18	-0.05028	-205	-118	Yes	26	0	n/a	n/a	0.01	NP
Boron (mg/L)	BGWC-20	0.2401	205	118	Yes	26	0	n/a	n/a	0.01	NP
Boron (mg/L)	BGWC-22	0.9027	160	146	Yes	30	0	n/a	n/a	0.01	NP
Boron (mg/L)	BGWC-24	-2.068	-161	-139	Yes	29	0	n/a	n/a	0.01	NP
Boron (mg/L)	BGWC-25	0.008755	193	118	Yes	26	0	n/a	n/a	0.01	NP
Boron (mg/L)	BGWC-30	-2.238	-240	-139	Yes	29	0	n/a	n/a	0.01	NP
Boron (mg/L)	BGWC-51	-4.73	-71	-43	Yes	13	0	n/a	n/a	0.01	NP
Boron (mg/L)	BGWC-52	-1.776	-57	-43	Yes	13	0	n/a	n/a	0.01	NP
Calcium (mg/L)	BGWA-2 (bg)	2.237	230	124	Yes	27	0	n/a	n/a	0.01	NP
Calcium (mg/L)	BGWC-7	-3.204	-156	-118	Yes	26	0	n/a	n/a	0.01	NP
Calcium (mg/L)	BGWC-12	15	288	118	Yes	26	0	n/a	n/a	0.01	NP
Calcium (mg/L)	BGWC-14A	15.13	100	74	Yes	19	0	n/a	n/a	0.01	NP
Calcium (mg/L)	BGWC-16	10.41	215	118	Yes	26	0	n/a	n/a	0.01	NP
Calcium (mg/L)	BGWC-20	14.19	242	118	Yes	26	0	n/a	n/a	0.01	NP
Calcium (mg/L)	BGWC-22	34.58	156	146	Yes	30	0	n/a	n/a	0.01	NP
Calcium (mg/L)	BGWC-24	-71.56	-172	-139	Yes	29	0	n/a	n/a	0.01	NP
Chloride (mg/L)	BGWA-29 (bg)	-0.08551	-206	-124	Yes	27	0	n/a	n/a	0.01	NP
Chloride (mg/L)	BGWA-47D (bg)	-0.3116	-123	-74	Yes	19	0	n/a	n/a	0.01	NP
Chloride (mg/L)	BGWC-9	-3.112	-175	-118	Yes	26	0	n/a	n/a	0.01	NP
Chloride (mg/L)	BGWC-10	1.058	235	118	Yes	26	0	n/a	n/a	0.01	NP
Chloride (mg/L)	BGWC-12	-3.629	-302	-118	Yes	26	0	n/a	n/a	0.01	NP
Chloride (mg/L)	BGWC-16	-3.278	-258	-118	Yes	26	0	n/a	n/a	0.01	NP
Chloride (mg/L)	BGWC-24	-177.2	-238	-139	Yes	29	0	n/a	n/a	0.01	NP
Chloride (mg/L)	BGWC-25	0.7415	185	118	Yes	26	0	n/a	n/a	0.01	NP
Chloride (mg/L)	BGWC-30	-88.92	-266	-139	Yes	29	0	n/a	n/a	0.01	NP
Chloride (mg/L)	BGWC-51	-147.2	-66	-43	Yes	13	0	n/a	n/a	0.01	NP
Chloride (mg/L)	BGWC-52	-83.9	-54	-43	Yes	13	0	n/a	n/a	0.01	NP
pH, Field (SU)	BGWA-2 (bg)	-0.04321	-237	-152	Yes	31	0	n/a	n/a	0.01	NP
pH, Field (SU)	BGWA-47D (bg)	-0.0605	-91	-81	Yes	20	0	n/a	n/a	0.01	NP
pH, Field (SU)	BGWC-16	-0.07132	-327	-146	Yes	30	0	n/a	n/a	0.01	NP
Sulfate (mg/L)	BGWA-2 (bg)	1.102	268	124	Yes	27	0	n/a	n/a	0.01	NP
Sulfate (mg/L)	BGWA-29 (bg)	-0.3887	-152	-124	Yes	27	0	n/a	n/a	0.01	NP
Sulfate (mg/L)	BGWC-7	-35.12	-228	-118	Yes	26	0	n/a	n/a	0.01	NP
Sulfate (mg/L)	BGWC-9	-3.797	-148	-118	Yes	26	0	n/a	n/a	0.01	NP
Sulfate (mg/L)	BGWC-10	-1.627	-158	-118	Yes	26	0	n/a	n/a	0.01	NP
Sulfate (mg/L)	BGWC-12	31.52	254	118	Yes	26	0	n/a	n/a	0.01	NP
Sulfate (mg/L)	BGWC-14A	39.04	86	74	Yes	19	0	n/a	n/a	0.01	NP
Sulfate (mg/L)	BGWC-16	22.75	214	118	Yes	26	0	n/a	n/a	0.01	NP
Sulfate (mg/L)	BGWC-24	-48.66	-196	-139	Yes	29	0	n/a	n/a	0.01	NP
TDS (mg/L)	BGWA-2 (bg)	7.31	192	118	Yes	26	0	n/a	n/a	0.01	NP
TDS (mg/L)	BGWC-7	-41.23	-237	-118	Yes	26	0	n/a	n/a	0.01	NP
TDS (mg/L)	BGWC-10	8.524	119	118	Yes	26	0	n/a	n/a	0.01	NP
TDS (mg/L)	BGWC-12	71.6	251	118	Yes	26	0	n/a	n/a	0.01	NP
TDS (mg/L)	BGWC-14A	66.15	96	74	Yes	19	0	n/a	n/a	0.01	NP
TDS (mg/L)	BGWC-16	40.5	195	118	Yes	26	0	n/a	n/a	0.01	NP
TDS (mg/L)	BGWC-20	38.85	186	118	Yes	26	0	n/a	n/a	0.01	NP
TDS (mg/L)	BGWC-24	-351.2	-167	-124	Yes	27	0	n/a	n/a	0.01	NP

Appendix III Trend Tests - Prediction Limit Exceedances - All Results

Plant Bowen Client: Southern Company Data: Bowen AP-1 Printed 4/13/2026, 3:19 PM

Constituent	Well	Slope	Calc.	Critical	Sig.	N	%NDs	Normality	Xform	Alpha	Method
Boron (mg/L)	BGWA-2 (bg)	0.0003394	45	124	No	27	11.11	n/a	n/a	0.01	NP
Boron (mg/L)	BGWA-29 (bg)	0	27	124	No	27	59.26	n/a	n/a	0.01	NP
Boron (mg/L)	BGWA-47D (bg)	-0.0005998	-31	-74	No	19	0	n/a	n/a	0.01	NP
Boron (mg/L)	BGWA-48D (bg)	0	-2	-74	No	19	0	n/a	n/a	0.01	NP
Boron (mg/L)	**BGWC-7**	**-0.1492**	**-262**	**-118**	**Yes**	**26**	**0**	**n/a**	**n/a**	**0.01**	**NP**
Boron (mg/L)	**BGWC-9**	**-0.02107**	**-132**	**-118**	**Yes**	**26**	**0**	**n/a**	**n/a**	**0.01**	**NP**
Boron (mg/L)	BGWC-10	0.002396	50	118	No	26	0	n/a	n/a	0.01	NP
Boron (mg/L)	**BGWC-12**	**0.07825**	**239**	**118**	**Yes**	**26**	**0**	**n/a**	**n/a**	**0.01**	**NP**
Boron (mg/L)	**BGWC-14A**	**0.1597**	**100**	**74**	**Yes**	**19**	**0**	**n/a**	**n/a**	**0.01**	**NP**
Boron (mg/L)	BGWC-16	0.06835	109	118	No	26	0	n/a	n/a	0.01	NP
Boron (mg/L)	**BGWC-17**	**-0.04394**	**-144**	**-118**	**Yes**	**26**	**0**	**n/a**	**n/a**	**0.01**	**NP**
Boron (mg/L)	**BGWC-18**	**-0.05028**	**-205**	**-118**	**Yes**	**26**	**0**	**n/a**	**n/a**	**0.01**	**NP**
Boron (mg/L)	BGWC-19	-0.0334	-118	-118	No	26	0	n/a	n/a	0.01	NP
Boron (mg/L)	**BGWC-20**	**0.2401**	**205**	**118**	**Yes**	**26**	**0**	**n/a**	**n/a**	**0.01**	**NP**
Boron (mg/L)	**BGWC-22**	**0.9027**	**160**	**146**	**Yes**	**30**	**0**	**n/a**	**n/a**	**0.01**	**NP**
Boron (mg/L)	BGWC-23	0.5955	115	131	No	28	0	n/a	n/a	0.01	NP
Boron (mg/L)	**BGWC-24**	**-2.068**	**-161**	**-139**	**Yes**	**29**	**0**	**n/a**	**n/a**	**0.01**	**NP**
Boron (mg/L)	**BGWC-25**	**0.008755**	**193**	**118**	**Yes**	**26**	**0**	**n/a**	**n/a**	**0.01**	**NP**
Boron (mg/L)	**BGWC-30**	**-2.238**	**-240**	**-139**	**Yes**	**29**	**0**	**n/a**	**n/a**	**0.01**	**NP**
Boron (mg/L)	**BGWC-51**	**-4.73**	**-71**	**-43**	**Yes**	**13**	**0**	**n/a**	**n/a**	**0.01**	**NP**
Boron (mg/L)	**BGWC-52**	**-1.776**	**-57**	**-43**	**Yes**	**13**	**0**	**n/a**	**n/a**	**0.01**	**NP**
Calcium (mg/L)	**BGWA-2 (bg)**	**2.237**	**230**	**124**	**Yes**	**27**	**0**	**n/a**	**n/a**	**0.01**	**NP**
Calcium (mg/L)	BGWA-29 (bg)	0.03539	28	124	No	27	0	n/a	n/a	0.01	NP
Calcium (mg/L)	BGWA-47D (bg)	1.389	41	74	No	19	0	n/a	n/a	0.01	NP
Calcium (mg/L)	BGWA-48D (bg)	-1.18	-17	-74	No	19	0	n/a	n/a	0.01	NP
Calcium (mg/L)	**BGWC-7**	**-3.204**	**-156**	**-118**	**Yes**	**26**	**0**	**n/a**	**n/a**	**0.01**	**NP**
Calcium (mg/L)	**BGWC-12**	**15**	**288**	**118**	**Yes**	**26**	**0**	**n/a**	**n/a**	**0.01**	**NP**
Calcium (mg/L)	**BGWC-14A**	**15.13**	**100**	**74**	**Yes**	**19**	**0**	**n/a**	**n/a**	**0.01**	**NP**
Calcium (mg/L)	**BGWC-16**	**10.41**	**215**	**118**	**Yes**	**26**	**0**	**n/a**	**n/a**	**0.01**	**NP**
Calcium (mg/L)	**BGWC-20**	**14.19**	**242**	**118**	**Yes**	**26**	**0**	**n/a**	**n/a**	**0.01**	**NP**
Calcium (mg/L)	**BGWC-22**	**34.58**	**156**	**146**	**Yes**	**30**	**0**	**n/a**	**n/a**	**0.01**	**NP**
Calcium (mg/L)	BGWC-23	25.27	76	131	No	28	0	n/a	n/a	0.01	NP
Calcium (mg/L)	**BGWC-24**	**-71.56**	**-172**	**-139**	**Yes**	**29**	**0**	**n/a**	**n/a**	**0.01**	**NP**
Chloride (mg/L)	BGWA-2 (bg)	0.08337	92	124	No	27	0	n/a	n/a	0.01	NP
Chloride (mg/L)	**BGWA-29 (bg)**	**-0.08551**	**-206**	**-124**	**Yes**	**27**	**0**	**n/a**	**n/a**	**0.01**	**NP**
Chloride (mg/L)	**BGWA-47D (bg)**	**-0.3116**	**-123**	**-74**	**Yes**	**19**	**0**	**n/a**	**n/a**	**0.01**	**NP**
Chloride (mg/L)	BGWA-48D (bg)	0.3829	35	74	No	19	0	n/a	n/a	0.01	NP
Chloride (mg/L)	**BGWC-9**	**-3.112**	**-175**	**-118**	**Yes**	**26**	**0**	**n/a**	**n/a**	**0.01**	**NP**
Chloride (mg/L)	**BGWC-10**	**1.058**	**235**	**118**	**Yes**	**26**	**0**	**n/a**	**n/a**	**0.01**	**NP**
Chloride (mg/L)	**BGWC-12**	**-3.629**	**-302**	**-118**	**Yes**	**26**	**0**	**n/a**	**n/a**	**0.01**	**NP**
Chloride (mg/L)	BGWC-14A	0.02655	3	74	No	19	0	n/a	n/a	0.01	NP
Chloride (mg/L)	**BGWC-16**	**-3.278**	**-258**	**-118**	**Yes**	**26**	**0**	**n/a**	**n/a**	**0.01**	**NP**
Chloride (mg/L)	BGWC-17	-0.0132	-5	-118	No	26	0	n/a	n/a	0.01	NP
Chloride (mg/L)	BGWC-20	0.2	30	118	No	26	0	n/a	n/a	0.01	NP
Chloride (mg/L)	BGWC-22	22.9	78	146	No	30	0	n/a	n/a	0.01	NP
Chloride (mg/L)	BGWC-23	11.2	42	131	No	28	0	n/a	n/a	0.01	NP
Chloride (mg/L)	**BGWC-24**	**-177.2**	**-238**	**-139**	**Yes**	**29**	**0**	**n/a**	**n/a**	**0.01**	**NP**
Chloride (mg/L)	**BGWC-25**	**0.7415**	**185**	**118**	**Yes**	**26**	**0**	**n/a**	**n/a**	**0.01**	**NP**
Chloride (mg/L)	**BGWC-30**	**-88.92**	**-266**	**-139**	**Yes**	**29**	**0**	**n/a**	**n/a**	**0.01**	**NP**
Chloride (mg/L)	**BGWC-51**	**-147.2**	**-66**	**-43**	**Yes**	**13**	**0**	**n/a**	**n/a**	**0.01**	**NP**
Chloride (mg/L)	**BGWC-52**	**-83.9**	**-54**	**-43**	**Yes**	**13**	**0**	**n/a**	**n/a**	**0.01**	**NP**
pH, Field (SU)	**BGWA-2 (bg)**	**-0.04321**	**-237**	**-152**	**Yes**	**31**	**0**	**n/a**	**n/a**	**0.01**	**NP**
pH, Field (SU)	BGWA-29 (bg)	-0.01021	-51	-146	No	30	0	n/a	n/a	0.01	NP
pH, Field (SU)	**BGWA-47D (bg)**	**-0.0605**	**-91**	**-81**	**Yes**	**20**	**0**	**n/a**	**n/a**	**0.01**	**NP**
pH, Field (SU)	BGWA-48D (bg)	0.003526	6	81	No	20	0	n/a	n/a	0.01	NP
pH, Field (SU)	**BGWC-16**	**-0.07132**	**-327**	**-146**	**Yes**	**30**	**0**	**n/a**	**n/a**	**0.01**	**NP**
pH, Field (SU)	BGWC-18	-0.05254	-126	-146	No	30	0	n/a	n/a	0.01	NP
Sulfate (mg/L)	**BGWA-2 (bg)**	**1.102**	**268**	**124**	**Yes**	**27**	**0**	**n/a**	**n/a**	**0.01**	**NP**
Sulfate (mg/L)	**BGWA-29 (bg)**	**-0.3887**	**-152**	**-124**	**Yes**	**27**	**0**	**n/a**	**n/a**	**0.01**	**NP**
Sulfate (mg/L)	BGWA-47D (bg)	-0.6636	-20	-74	No	19	0	n/a	n/a	0.01	NP
Sulfate (mg/L)	BGWA-48D (bg)	3.716	33	74	No	19	0	n/a	n/a	0.01	NP
Sulfate (mg/L)	**BGWC-7**	**-35.12**	**-228**	**-118**	**Yes**	**26**	**0**	**n/a**	**n/a**	**0.01**	**NP**
Sulfate (mg/L)	**BGWC-9**	**-3.797**	**-148**	**-118**	**Yes**	**26**	**0**	**n/a**	**n/a**	**0.01**	**NP**
Sulfate (mg/L)	**BGWC-10**	**-1.627**	**-158**	**-118**	**Yes**	**26**	**0**	**n/a**	**n/a**	**0.01**	**NP**
Sulfate (mg/L)	**BGWC-12**	**31.52**	**254**	**118**	**Yes**	**26**	**0**	**n/a**	**n/a**	**0.01**	**NP**

Appendix III Trend Tests - Prediction Limit Exceedances - All Results

Plant Bowen Client: Southern Company Data: Bowen AP-1 Printed 4/13/2026, 3:19 PM

Constituent	Well	Slope	Calc.	Critical	Sig.	N	%NDs	Normality	Xform	Alpha	Method
Sulfate (mg/L)	**BGWC-14A**	**39.04**	**86**	**74**	**Yes**	**19**	**0**	**n/a**	**n/a**	**0.01**	**NP**
Sulfate (mg/L)	**BGWC-16**	**22.75**	**214**	**118**	**Yes**	**26**	**0**	**n/a**	**n/a**	**0.01**	**NP**
Sulfate (mg/L)	BGWC-17	0	10	118	No	26	0	n/a	n/a	0.01	NP
Sulfate (mg/L)	BGWC-20	4.66	77	118	No	26	0	n/a	n/a	0.01	NP
Sulfate (mg/L)	BGWC-22	-24.08	-95	-146	No	30	0	n/a	n/a	0.01	NP
Sulfate (mg/L)	BGWC-23	-17.68	-59	-131	No	28	0	n/a	n/a	0.01	NP
Sulfate (mg/L)	**BGWC-24**	**-48.66**	**-196**	**-139**	**Yes**	**29**	**0**	**n/a**	**n/a**	**0.01**	**NP**
Sulfate (mg/L)	BGWC-52	-43.05	-28	-43	No	13	0	n/a	n/a	0.01	NP
TDS (mg/L)	**BGWA-2 (bg)**	**7.31**	**192**	**118**	**Yes**	**26**	**0**	**n/a**	**n/a**	**0.01**	**NP**
TDS (mg/L)	BGWA-29 (bg)	-1.181	-64	-118	No	26	0	n/a	n/a	0.01	NP
TDS (mg/L)	BGWA-47D (bg)	1.104	21	74	No	19	0	n/a	n/a	0.01	NP
TDS (mg/L)	BGWA-48D (bg)	9.644	59	74	No	19	0	n/a	n/a	0.01	NP
TDS (mg/L)	**BGWC-7**	**-41.23**	**-237**	**-118**	**Yes**	**26**	**0**	**n/a**	**n/a**	**0.01**	**NP**
TDS (mg/L)	**BGWC-10**	**8.524**	**119**	**118**	**Yes**	**26**	**0**	**n/a**	**n/a**	**0.01**	**NP**
TDS (mg/L)	**BGWC-12**	**71.6**	**251**	**118**	**Yes**	**26**	**0**	**n/a**	**n/a**	**0.01**	**NP**
TDS (mg/L)	**BGWC-14A**	**66.15**	**96**	**74**	**Yes**	**19**	**0**	**n/a**	**n/a**	**0.01**	**NP**
TDS (mg/L)	**BGWC-16**	**40.5**	**195**	**118**	**Yes**	**26**	**0**	**n/a**	**n/a**	**0.01**	**NP**
TDS (mg/L)	BGWC-17	6.014	85	118	No	26	0	n/a	n/a	0.01	NP
TDS (mg/L)	**BGWC-20**	**38.85**	**186**	**118**	**Yes**	**26**	**0**	**n/a**	**n/a**	**0.01**	**NP**
TDS (mg/L)	BGWC-22	63.85	61	124	No	27	0	n/a	n/a	0.01	NP
TDS (mg/L)	BGWC-23	65.77	37	118	No	26	0	n/a	n/a	0.01	NP
TDS (mg/L)	**BGWC-24**	**-351.2**	**-167**	**-124**	**Yes**	**27**	**0**	**n/a**	**n/a**	**0.01**	**NP**

Upper Tolerance Limits

Plant Bowen Client: Southern Company Data: Bowen AP-1 Printed 4/13/2026, 3:38 PM

Constituent	Well	Upper Lim.	Lower Lim.	Date	Observ.	Sig.	Bg N	%NDs	Transform	Alpha	Method
Antimony (mg/L)	n/a	0.0042	n/a	n/a	n/a	n/a	90	67.78	n/a	0.009888	NP Inter(NDs)
Arsenic (mg/L)	n/a	0.01	n/a	n/a	n/a	n/a	98	59.18	n/a	0.00656	NP Inter(NDs)
Barium (mg/L)	n/a	0.218	n/a	n/a	n/a	n/a	98	0	n/a	0.00656	NP Inter(normality)
Beryllium (mg/L)	n/a	0.0004	n/a	n/a	n/a	n/a	94	98.94	n/a	0.008054	NP Inter(NDs)
Cadmium (mg/L)	n/a	0.0005	n/a	n/a	n/a	n/a	98	97.96	n/a	0.00656	NP Inter(NDs)
Chromium (mg/L)	n/a	0.005	n/a	n/a	n/a	n/a	94	69.15	n/a	0.008054	NP Inter(NDs)
Cobalt (mg/L)	n/a	0.005	n/a	n/a	n/a	n/a	99	93.94	n/a	0.006232	NP Inter(NDs)
Combined Radium 226 + 228 (pCi/L)	n/a	1.624	n/a	n/a	n/a	n/a	98	0	No	0.05	Inter
Fluoride (mg/L)	n/a	0.57	n/a	n/a	n/a	n/a	101	47.52	n/a	0.005625	NP Inter(normality)
Lead (mg/L)	n/a	0.0024	n/a	n/a	n/a	n/a	94	72.34	n/a	0.008054	NP Inter(NDs)
Lithium (mg/L)	n/a	0.00224	n/a	n/a	n/a	n/a	98	76.53	n/a	0.00656	NP Inter(NDs)
Mercury (mg/L)	n/a	0.00022	n/a	n/a	n/a	n/a	94	91.49	n/a	0.008054	NP Inter(NDs)
Molybdenum (mg/L)	n/a	0.01	n/a	n/a	n/a	n/a	99	65.66	n/a	0.006232	NP Inter(NDs)
Selenium (mg/L)	n/a	0.005	n/a	n/a	n/a	n/a	94	82.98	n/a	0.008054	NP Inter(NDs)
Thallium (mg/L)	n/a	0.00082	n/a	n/a	n/a	n/a	98	84.69	n/a	0.00656	NP Inter(NDs)

BOWEN ASH POND 1 GWPS				
Constituent Name	**MCL**	**CCR-Rule Specified**	**Background Limit**	**GWPS**
Antimony, Total (mg/L)	0.006		0.0042	0.006
Arsenic, Total (mg/L)	0.01		0.01	0.01
Barium, Total (mg/L)	2		0.22	2
Beryllium, Total (mg/L)	0.004		0.0004	0.004
Cadmium, Total (mg/L)	0.005		0.0005	0.005
Chromium, Total (mg/L)	0.1		0.005	0.1
Cobalt, Total (mg/L)		0.006	0.005	0.006
Combined Radium, Total (pCi/L)	5		1.62	5
Fluoride, Total (mg/L)	4		0.57	4
Lead, Total (mg/L)		0.015	0.0024	0.015
Lithium, Total (mg/L)		0.04	0.0022	0.04
Mercury, Total (mg/L)	0.002		0.00022	0.002
Molybdenum, Total (mg/L)		0.1	0.01	0.1
Selenium, Total (mg/L)	0.05		0.005	0.05
Thallium, Total (mg/L)	0.002		0.00082	0.002

**GWPS = Groundwater Protection Standard*

**MCL = Maximum Contaminant Level*

**CCR = Coal Combustion Residuals*

Cobalt BGWC-16 & Lithium BGWC-20 Trend Tests - All/Significant Results

Plant Bowen Client: Southern Company Data: Bowen AP-1 Printed 4/15/2026, 10:10 AM

Constituent	Well	Slope	Calc.	Critical	Sig.	N	%NDs	Normality	Xform	Alpha	Method
Cobalt (mg/L)	**BGWC-16**	**0.0009139**	**300**	**106**	**Yes**	**29**	**3.448**	**n/a**	**n/a**	**0.05**	**NP**
Lithium (mg/L)	**BGWC-20**	**0.006067**	**224**	**106**	**Yes**	**29**	**0**	**n/a**	**n/a**	**0.05**	**NP**

Cobalt BGWC-16 & Lithium BGWC-20 Trend Tests - Truncated Record - All Results (No Significant)

Plant Bowen Client: Southern Company Data: Bowen AP-1 Printed 4/15/2026, 10:09 AM

Constituent	Well	Slope	Calc.	Critical	Sig.	N	%NDs	Normality	Xform	Alpha	Method
Cobalt (mg/L)	BGWC-16	0.000445	33	34	No	13	0	n/a	n/a	0.05	NP
Lithium (mg/L)	BGWC-20	0.01172	14	17	No	8	0	n/a	n/a	0.05	NP

Confidence Interval Summary Table - Significant Results

Plant Bowen Client: Southern Company Data: Bowen AP-1 Printed 4/14/2026, 1:45 PM

Constituent	Well	Upper Lim.	Lower Lim.	Compliance	Sig.	N	Std. Dev.	%NDs	ND Adj.	Transform	Alpha	Method
Arsenic (mg/L)	**BGWC-34D**	**0.01731**	**0.01489**	**0.01**	**Yes**	**20**	**0.002125**	**0**	**None**	**No**	**0.01**	**Param.**
Cobalt (mg/L)	**BGWC-16**	**0.01176**	**0.009121**	**0.006**	**Yes**	**13**	**0.001772**	**0**	**None**	**No**	**0.01**	**Param.**
Cobalt (mg/L)	**BGWC-22**	**0.02452**	**0.01583**	**0.006**	**Yes**	**32**	**0.01003**	**0**	**None**	**No**	**0.01**	**Param.**
Lithium (mg/L)	**BGWC-20**	**0.1002**	**0.05508**	**0.04**	**Yes**	**8**	**0.02127**	**0**	**None**	**No**	**0.01**	**Param.**
Molybdenum (mg/L)	**BGWC-43D**	**0.1891**	**0.1397**	**0.1**	**Yes**	**16**	**0.03794**	**0**	**None**	**No**	**0.01**	**Param.**

Confidence Interval Summary Table - All Results

Plant Bowen Client: Southern Company Data: Bowen AP-1 Printed 4/14/2026, 1:45 PM

Constituent	Well	Upper Lim.	Lower Lim.	Compliance	Sig.	N	Std. Dev.	%NDs	ND Adj.	Transform	Alpha	Method
Antimony (mg/L)	BGWC-7	0.002	0.0016	0.006	No	25	0.0004508	84	None	No	0.01	NP (NDs)
Antimony (mg/L)	BGWC-8	0.002	0.00059	0.006	No	25	0.0005038	88	None	No	0.01	NP (NDs)
Antimony (mg/L)	BGWC-9	0.002	0.0014	0.006	No	24	0.0005243	83.33	None	No	0.01	NP (NDs)
Antimony (mg/L)	BGWC-10	0.0021	0.0015	0.006	No	25	0.0001115	88	None	No	0.01	NP (NDs)
Antimony (mg/L)	BGWC-14A	0.002	0.00061	0.006	No	20	0.0004782	90	None	No	0.01	NP (NDs)
Antimony (mg/L)	BGWC-16	0.002	0.0004	0.006	No	25	0.00032	96	None	No	0.01	NP (NDs)
Antimony (mg/L)	BGWC-17	0.002	0.0002	0.006	No	25	0.00036	96	None	No	0.01	NP (NDs)
Antimony (mg/L)	BGWC-19	0.002	0.0005	0.006	No	25	0.0003	96	None	No	0.01	NP (NDs)
Antimony (mg/L)	BGWC-20	0.002	0.0014	0.006	No	25	0.0003184	92	None	No	0.01	NP (NDs)
Antimony (mg/L)	BGWC-21	0.002	0.0017	0.006	No	24	0.0001345	91.67	None	No	0.01	NP (NDs)
Antimony (mg/L)	BGWC-22	0.0021	0.00085	0.006	No	25	0.0004778	80	None	No	0.01	NP (NDs)
Antimony (mg/L)	BGWC-23	0.0031	0.0022	0.006	No	26	0.001263	50	None	No	0.01	NP (normality)
Antimony (mg/L)	BGWC-24	0.0032	0.0028	0.006	No	25	0.001986	60	None	No	0.01	NP (NDs)
Antimony (mg/L)	BGWC-25	0.002	0.0013	0.006	No	25	0.0003114	92	None	No	0.01	NP (NDs)
Antimony (mg/L)	BGWC-30	0.002	0.00085	0.006	No	25	0.0003688	92	None	No	0.01	NP (NDs)
Antimony (mg/L)	BGWC-31	0.0023	0.00038	0.006	No	15	0.0004308	86.67	None	No	0.01	NP (NDs)
Antimony (mg/L)	BGWC-32	0.002	0.00039	0.006	No	15	0.0005718	86.67	None	No	0.01	NP (NDs)
Antimony (mg/L)	BGWC-34D	0.002	0.00079	0.006	No	15	0.0004819	86.67	None	No	0.01	NP (NDs)
Antimony (mg/L)	BGWC-35D	0.01	0.00086	0.006	No	15	0.004333	66.67	None	No	0.01	NP (NDs)
Antimony (mg/L)	BGWC-36D	0.0021	0.00096	0.006	No	15	0.0002716	86.67	None	No	0.01	NP (NDs)
Antimony (mg/L)	BGWC-38D	0.003243	0.0007326	0.006	No	15	0.002584	20	Kaplan-Meier	sqrt(x)	0.01	Param.
Antimony (mg/L)	BGWC-40	0.002	0.0005	0.006	No	15	0.0003873	93.33	Kaplan-Meier	No	0.01	NP (NDs)
Antimony (mg/L)	BGWC-43D	0.002	0.00091	0.006	No	13	0.0004794	76.92	Kaplan-Meier	No	0.01	NP (NDs)
Antimony (mg/L)	BGWC-49D	0.002	0.002	0.006	No	11	0.0004854	90.91	Kaplan-Meier	No	0.006	NP (NDs)
Antimony (mg/L)	BGWC-50D	0.002	0.0019	0.006	No	11	0.00009244	81.82	None	No	0.006	NP (NDs)
Antimony (mg/L)	BGWC-51	0.002	0.0019	0.006	No	13	0.00002774	92.31	None	No	0.01	NP (NDs)
Antimony (mg/L)	BGWC-52	0.002	0.00085	0.006	No	13	0.0004937	76.92	None	No	0.01	NP (NDs)
Arsenic (mg/L)	BGWC-7	0.002566	0.001737	0.01	No	29	0.0009046	13.79	None	No	0.01	Param.
Arsenic (mg/L)	BGWC-8	0.002	0.0007	0.01	No	29	0.0006804	51.72	None	No	0.01	NP (NDs)
Arsenic (mg/L)	BGWC-9	0.0022	0.001605	0.01	No	28	0.0006648	21.43	Kaplan-Meier	No	0.01	Param.
Arsenic (mg/L)	BGWC-10	0.006885	0.005302	0.01	No	29	0.001727	3.448	None	No	0.01	Param.
Arsenic (mg/L)	BGWC-12	0.002	0.0009	0.01	No	29	0.0008237	44.83	None	No	0.01	NP (normality)
Arsenic (mg/L)	BGWC-14A	0.0021	0.002	0.01	No	20	0.0005294	70	None	No	0.01	NP (NDs)
Arsenic (mg/L)	BGWC-16	0.002	0.0008	0.01	No	29	0.0006736	58.62	None	No	0.01	NP (NDs)
Arsenic (mg/L)	BGWC-17	0.002	0.0014	0.01	No	29	0.0005285	68.97	None	No	0.01	NP (NDs)
Arsenic (mg/L)	BGWC-18	0.002	0.0014	0.01	No	29	0.0005851	68.97	None	No	0.01	NP (NDs)
Arsenic (mg/L)	BGWC-19	0.002	0.00082	0.01	No	29	0.0006388	58.62	None	No	0.01	NP (NDs)
Arsenic (mg/L)	BGWC-20	0.002	0.0015	0.01	No	29	0.001317	41.38	None	No	0.01	NP (normality)
Arsenic (mg/L)	BGWC-21	0.002	0.0015	0.01	No	28	0.0005562	60.71	None	No	0.01	NP (NDs)
Arsenic (mg/L)	BGWC-22	0.003173	0.001651	0.01	No	29	0.002225	13.79	None	x^(1/3)	0.01	Param.
Arsenic (mg/L)	BGWC-23	0.003487	0.001765	0.01	No	29	0.002345	10.34	None	x^(1/3)	0.01	Param.
Arsenic (mg/L)	BGWC-24	0.005152	0.003034	0.01	No	30	0.002585	13.33	None	sqrt(x)	0.01	Param.
Arsenic (mg/L)	BGWC-25	0.00263	0.001777	0.01	No	29	0.0009523	17.24	Kaplan-Meier	sqrt(x)	0.01	Param.
Arsenic (mg/L)	BGWC-30	0.001726	0.000843	0.01	No	29	0.0008909	41.38	Kaplan-Meier	No	0.01	Param.
Arsenic (mg/L)	BGWC-31	0.004992	0.003542	0.01	No	18	0.001198	0	None	No	0.01	Param.
Arsenic (mg/L)	BGWC-32	0.002836	0.001094	0.01	No	18	0.001642	22.22	Kaplan-Meier	sqrt(x)	0.01	Param.
Arsenic (mg/L)	**BGWC-34D**	**0.01731**	**0.01489**	**0.01**	**Yes**	**20**	**0.002125**	**0**	**None**	**No**	**0.01**	**Param.**
Arsenic (mg/L)	BGWC-35D	0.006002	0.002129	0.01	No	18	0.003895	5.556	None	sqrt(x)	0.01	Param.
Arsenic (mg/L)	BGWC-36D	0.0022	0.0007828	0.01	No	18	0.001388	38.89	Kaplan-Meier	sqrt(x)	0.01	Param.
Arsenic (mg/L)	BGWC-38D	0.003075	0.001429	0.01	No	15	0.001503	26.67	Kaplan-Meier	ln(x)	0.01	Param.
Arsenic (mg/L)	BGWC-40	0.002067	0.00062	0.01	No	15	0.000932	40	Kaplan-Meier	No	0.01	Param.
Arsenic (mg/L)	BGWC-43D	0.005005	0.001346	0.01	No	13	0.002402	23.08	Kaplan-Meier	No	0.01	Param.
Arsenic (mg/L)	BGWC-49D	0.006955	0.001882	0.01	No	11	0.003022	18.18	Kaplan-Meier	No	0.01	Param.
Arsenic (mg/L)	BGWC-50D	0.00308	0.002142	0.01	No	11	0.001069	18.18	Kaplan-Meier	No	0.01	Param.
Arsenic (mg/L)	BGWC-51	0.0057	0.0012	0.01	No	13	0.001663	53.85	Kaplan-Meier	No	0.01	NP (NDs)
Arsenic (mg/L)	BGWC-52	0.0028	0.00099	0.01	No	13	0.001084	53.85	Kaplan-Meier	No	0.01	NP (NDs)
Arsenic (mg/L)	BGWC-53D	0.008394	0	0.01	No	4	0.002504	25	Kaplan-Meier	No	0.01	Param.
Arsenic (mg/L)	PZ-7	0.00452	0.0001261	0.01	No	7	0.001629	42.86	Kaplan-Meier	No	0.01	Param.
Barium (mg/L)	BGWC-7	0.03638	0.02983	2	No	29	0.00715	0	None	No	0.01	Param.
Barium (mg/L)	BGWC-8	0.02971	0.02682	2	No	29	0.004998	0	None	x^3	0.01	Param.
Barium (mg/L)	BGWC-9	0.03076	0.02749	2	No	28	0.003497	0	None	No	0.01	Param.
Barium (mg/L)	BGWC-10	0.0533	0.04371	2	No	29	0.01196	0	None	ln(x)	0.01	Param.
Barium (mg/L)	BGWC-12	0.0426	0.0337	2	No	29	0.009712	0	None	No	0.01	Param.
Barium (mg/L)	BGWC-14A	0.03961	0.03249	2	No	20	0.00627	0	None	No	0.01	Param.
Barium (mg/L)	BGWC-16	0.03023	0.0272	2	No	29	0.003303	0	None	No	0.01	Param.

Confidence Interval Summary Table - All Results

Plant Bowen Client: Southern Company Data: Bowen AP-1 Printed 4/14/2026, 1:45 PM

Constituent	Well	Upper Lim.	Lower Lim.	Compliance	Sig.	N	Std. Dev.	%NDs	ND Adj.	Transform	Alpha	Method
Barium (mg/L)	BGWC-17	0.0179	0.015	2	No	29	0.002457	0	None	No	0.01	NP (normality)
Barium (mg/L)	BGWC-18	0.03422	0.03055	2	No	29	0.004105	0	None	sqrt(x)	0.01	Param.
Barium (mg/L)	BGWC-19	0.0375	0.03188	2	No	29	0.006141	0	None	No	0.01	Param.
Barium (mg/L)	BGWC-20	0.03425	0.03162	2	No	29	0.002869	0	None	No	0.01	Param.
Barium (mg/L)	BGWC-21	0.03939	0.02902	2	No	28	0.0111	0	None	No	0.01	Param.
Barium (mg/L)	BGWC-22	0.08625	0.07243	2	No	29	0.01641	0	None	x^2	0.01	Param.
Barium (mg/L)	BGWC-23	0.09945	0.07908	2	No	29	0.02224	0	None	No	0.01	Param.
Barium (mg/L)	BGWC-24	0.09555	0.06529	2	No	30	0.03365	0	None	No	0.01	Param.
Barium (mg/L)	BGWC-25	0.02217	0.01681	2	No	29	0.006691	0	None	ln(x)	0.01	Param.
Barium (mg/L)	BGWC-30	0.15	0.061	2	No	29	0.05948	0	None	No	0.01	NP (normality)
Barium (mg/L)	BGWC-31	0.04296	0.03709	2	No	18	0.004981	0	None	sqrt(x)	0.01	Param.
Barium (mg/L)	BGWC-32	0.12	0.085	2	No	18	0.01837	0	None	No	0.01	NP (normality)
Barium (mg/L)	BGWC-34D	0.05333	0.043	2	No	18	0.008535	0	None	No	0.01	Param.
Barium (mg/L)	BGWC-35D	0.08214	0.05816	2	No	18	0.02137	0	None	x^(1/3)	0.01	Param.
Barium (mg/L)	BGWC-36D	0.073	0.059	2	No	18	0.01318	0	None	No	0.01	NP (normality)
Barium (mg/L)	BGWC-38D	0.1555	0.09697	2	No	15	0.04619	0	None	sqrt(x)	0.01	Param.
Barium (mg/L)	BGWC-40	0.05144	0.0387	2	No	15	0.0094	0	None	No	0.01	Param.
Barium (mg/L)	BGWC-43D	0.07147	0.05715	2	No	13	0.00963	0	None	No	0.01	Param.
Barium (mg/L)	BGWC-49D	0.07876	0.0596	2	No	11	0.0115	0	None	No	0.01	Param.
Barium (mg/L)	BGWC-50D	0.05574	0.03281	2	No	11	0.01376	0	None	No	0.01	Param.
Barium (mg/L)	BGWC-51	0.054	0.0055	2	No	13	0.02186	0	None	No	0.01	NP (normality)
Barium (mg/L)	BGWC-52	0.084	0.019	2	No	13	0.02815	0	None	No	0.01	NP (normality)
Barium (mg/L)	BGWC-53D	0.07884	0.03616	2	No	4	0.009399	0	None	No	0.01	Param.
Barium (mg/L)	PZ-7	0.03031	0.02026	2	No	7	0.004231	0	None	No	0.01	Param.
Beryllium (mg/L)	BGWC-12	0.0004	0.000076	0.004	No	27	0.00009057	92.59	None	No	0.01	NP (NDs)
Beryllium (mg/L)	BGWC-16	0.0004	0.00013	0.004	No	27	0.0001308	33.33	None	No	0.01	NP (normality)
Beryllium (mg/L)	BGWC-17	0.0004	0.000065	0.004	No	27	0.000135	81.48	None	No	0.01	NP (NDs)
Beryllium (mg/L)	BGWC-18	0.0004	0.0001	0.004	No	27	0.0001504	70.37	None	No	0.01	NP (NDs)
Beryllium (mg/L)	BGWC-19	0.0004	0.000088	0.004	No	27	0.0001519	70.37	None	No	0.01	NP (NDs)
Beryllium (mg/L)	BGWC-22	0.0004	0.00012	0.004	No	27	0.0001454	44.44	None	No	0.01	NP (normality)
Beryllium (mg/L)	BGWC-23	0.0004	0.000054	0.004	No	27	0.00006659	96.3	None	No	0.01	NP (NDs)
Beryllium (mg/L)	BGWC-24	0.0004	0.00024	0.004	No	28	0.0001105	46.43	None	No	0.01	NP (normality)
Beryllium (mg/L)	BGWC-36D	0.0004	0.00007	0.004	No	17	0.00008004	94.12	None	No	0.01	NP (NDs)
Beryllium (mg/L)	BGWC-38D	0.0004	0.00006	0.004	No	15	0.0001615	66.67	None	No	0.01	NP (NDs)
Beryllium (mg/L)	BGWC-51	0.0004	0.000072	0.004	No	13	0.0001531	53.85	None	No	0.01	NP (NDs)
Beryllium (mg/L)	BGWC-52	0.0004	0.000052	0.004	No	13	0.00009652	92.31	None	No	0.01	NP (NDs)
Beryllium (mg/L)	PZ-7	0.0004	0.000064	0.004	No	7	0.0001773	57.14	None	No	0.008	NP (NDs)
Cadmium (mg/L)	BGWC-14A	0.0004601	0.0001981	0.005	No	20	0.0002148	30	Kaplan-Meier	No	0.01	Param.
Cadmium (mg/L)	BGWC-16	0.001947	0.001448	0.005	No	29	0.0005795	0	None	sqrt(x)	0.01	Param.
Cadmium (mg/L)	BGWC-17	0.0005	0.00017	0.005	No	29	0.0001617	37.93	None	No	0.01	NP (normality)
Cadmium (mg/L)	BGWC-18	0.0005	0.0004	0.005	No	29	0.0001585	62.07	None	No	0.01	NP (NDs)
Cadmium (mg/L)	BGWC-19	0.0005	0.0002	0.005	No	29	0.0001147	89.66	None	No	0.01	NP (NDs)
Cadmium (mg/L)	BGWC-20	0.0005	0.00008	0.005	No	29	0.00007799	96.55	None	No	0.01	NP (NDs)
Cadmium (mg/L)	BGWC-22	0.0009	0.00033	0.005	No	29	0.0003134	51.72	None	No	0.01	NP (NDs)
Cadmium (mg/L)	BGWC-23	0.0005	0.00019	0.005	No	29	0.00005757	96.55	None	No	0.01	NP (NDs)
Cadmium (mg/L)	BGWC-24	0.004911	0.002815	0.005	No	30	0.002331	0	None	No	0.01	Param.
Cadmium (mg/L)	BGWC-30	0.0005	0.0004	0.005	No	29	0.0001229	65.52	None	No	0.01	NP (NDs)
Cadmium (mg/L)	BGWC-38D	0.00081	0.00032	0.005	No	15	0.0001612	66.67	None	No	0.01	NP (NDs)
Cadmium (mg/L)	BGWC-43D	0.0007668	0.0002277	0.005	No	13	0.0004281	0	None	sqrt(x)	0.01	Param.
Cadmium (mg/L)	BGWC-51	0.0007	0.00043	0.005	No	13	0.00008396	69.23	None	No	0.01	NP (NDs)
Cadmium (mg/L)	BGWC-52	0.0005	0.00025	0.005	No	13	0.0001311	76.92	None	No	0.01	NP (NDs)
Cadmium (mg/L)	PZ-7	0.0005	0.00013	0.005	No	7	0.0001857	42.86	None	No	0.008	NP (normality)
Chromium (mg/L)	BGWC-7	0.005	0.00095	0.1	No	27	0.001589	85.19	None	No	0.01	NP (NDs)
Chromium (mg/L)	BGWC-8	0.005	0.0012	0.1	No	27	0.01174	37.04	None	No	0.01	NP (normality)
Chromium (mg/L)	BGWC-9	0.005	0.0021	0.1	No	26	0.001235	84.62	None	No	0.01	NP (NDs)
Chromium (mg/L)	BGWC-10	0.005	0.0011	0.1	No	27	0.001156	92.59	None	No	0.01	NP (NDs)
Chromium (mg/L)	BGWC-12	0.005	0.0018	0.1	No	27	0.001939	74.07	None	No	0.01	NP (NDs)
Chromium (mg/L)	BGWC-14A	0.026	0.0014	0.1	No	20	0.004806	90	None	No	0.01	NP (NDs)
Chromium (mg/L)	BGWC-16	0.005	0.0019	0.1	No	27	0.001309	88.89	None	No	0.01	NP (NDs)
Chromium (mg/L)	BGWC-17	0.005	0.00044	0.1	No	27	0.00148	88.89	None	No	0.01	NP (NDs)
Chromium (mg/L)	BGWC-18	0.005	0.0011	0.1	No	27	0.001579	85.19	None	No	0.01	NP (NDs)
Chromium (mg/L)	BGWC-19	0.005	0.00035	0.1	No	27	0.0008949	96.3	None	No	0.01	NP (NDs)
Chromium (mg/L)	BGWC-20	0.005	0.0024	0.1	No	27	0.001677	66.67	None	No	0.01	NP (NDs)
Chromium (mg/L)	BGWC-21	0.005	0.0025	0.1	No	26	0.001248	88.46	None	No	0.01	NP (NDs)
Chromium (mg/L)	BGWC-22	0.005	0.00049	0.1	No	27	0.0008679	96.3	None	No	0.01	NP (NDs)

Confidence Interval Summary Table - All Results

Plant Bowen Client: Southern Company Data: Bowen AP-1 Printed 4/14/2026, 1:45 PM

Constituent	Well	Upper Lim.	Lower Lim.	Compliance	Sig.	N	Std. Dev.	%NDs	ND Adj.	Transform	Alpha	Method
Chromium (mg/L)	BGWC-23	0.005	0.0033	0.1	No	27	0.001618	77.78	None	No	0.01	NP (NDs)
Chromium (mg/L)	BGWC-24	0.005	0.0009	0.1	No	28	0.001367	89.29	None	No	0.01	NP (NDs)
Chromium (mg/L)	BGWC-25	0.005	0.0021	0.1	No	27	0.001053	92.59	None	No	0.01	NP (NDs)
Chromium (mg/L)	BGWC-30	0.005	0.00087	0.1	No	27	0.002116	48.15	None	No	0.01	NP (normality)
Chromium (mg/L)	BGWC-31	0.005	0.0011	0.1	No	17	0.001667	82.35	None	No	0.01	NP (NDs)
Chromium (mg/L)	BGWC-32	0.005	0.00072	0.1	No	17	0.001991	64.71	None	No	0.01	NP (NDs)
Chromium (mg/L)	BGWC-34D	0.005	0.0005	0.1	No	17	0.001091	94.12	None	No	0.01	NP (NDs)
Chromium (mg/L)	BGWC-35D	0.025	0.0086	0.1	No	17	0.009864	76.47	None	No	0.01	NP (NDs)
Chromium (mg/L)	BGWC-36D	0.005	0.00066	0.1	No	17	0.002031	70.59	None	No	0.01	NP (NDs)
Chromium (mg/L)	BGWC-38D	0.005	0.0031	0.1	No	15	0.001247	86.67	None	No	0.01	NP (NDs)
Chromium (mg/L)	BGWC-40	0.005	0.0007	0.1	No	15	0.002165	53.33	None	No	0.01	NP (NDs)
Chromium (mg/L)	BGWC-43D	0.005	0.0024	0.1	No	13	0.001448	84.62	None	No	0.01	NP (NDs)
Chromium (mg/L)	BGWC-49D	0.005	0.00071	0.1	No	11	0.001821	81.82	None	No	0.006	NP (NDs)
Chromium (mg/L)	BGWC-50D	0.005	0.005	0.1	No	11	0.001426	90.91	None	No	0.006	NP (NDs)
Chromium (mg/L)	BGWC-51	0.005	0.0006	0.1	No	13	0.001669	84.62	None	No	0.01	NP (NDs)
Chromium (mg/L)	BGWC-52	0.005	0.00061	0.1	No	13	0.001947	69.23	None	No	0.01	NP (NDs)
Chromium (mg/L)	PZ-7	0.005	0.00047	0.1	No	7	0.001712	85.71	None	No	0.008	NP (NDs)
Cobalt (mg/L)	BGWC-7	0.00094	0.00068	0.006	No	29	0.001862	24.14	None	No	0.01	NP (normality)
Cobalt (mg/L)	BGWC-8	0.005	0.0012	0.006	No	29	0.001616	86.21	None	No	0.01	NP (NDs)
Cobalt (mg/L)	BGWC-9	0.005	0.0006	0.006	No	28	0.001671	85.71	None	No	0.01	NP (NDs)
Cobalt (mg/L)	BGWC-10	0.005	0.00051	0.006	No	29	0.002278	58.62	None	No	0.01	NP (NDs)
Cobalt (mg/L)	BGWC-12	0.005	0.00045	0.006	No	29	0.002308	51.72	None	No	0.01	NP (NDs)
Cobalt (mg/L)	BGWC-14A	0.002227	0.001228	0.006	No	20	0.001574	25	Kaplan-Meier	sqrt(x)	0.01	Param.
Cobalt (mg/L)	**BGWC-16**	**0.01176**	**0.009121**	**0.006**	**Yes**	**13**	**0.001772**	**0**	**None**	**No**	**0.01**	**Param.**
Cobalt (mg/L)	BGWC-17	0.005	0.00015	0.006	No	29	0.0009006	96.55	None	No	0.01	NP (NDs)
Cobalt (mg/L)	BGWC-18	0.005	0.0009	0.006	No	29	0.001708	82.76	None	No	0.01	NP (NDs)
Cobalt (mg/L)	BGWC-19	0.005	0.00052	0.006	No	29	0.001215	93.1	None	No	0.01	NP (NDs)
Cobalt (mg/L)	BGWC-20	0.005	0.0008	0.006	No	29	0.001752	82.76	None	No	0.01	NP (NDs)
Cobalt (mg/L)	BGWC-21	0.005	0.00069	0.006	No	28	0.002929	32.14	None	No	0.01	NP (normality)
Cobalt (mg/L)	**BGWC-22**	**0.02452**	**0.01583**	**0.006**	**Yes**	**32**	**0.01003**	**0**	**None**	**No**	**0.01**	**Param.**
Cobalt (mg/L)	BGWC-23	0.005	0.0015	0.006	No	31	0.002071	70.97	None	No	0.01	NP (NDs)
Cobalt (mg/L)	BGWC-24	0.003683	0.0026	0.006	No	32	0.001249	9.375	None	No	0.01	Param.
Cobalt (mg/L)	BGWC-25	0.005	0.0006	0.006	No	29	0.00144	89.66	None	No	0.01	NP (NDs)
Cobalt (mg/L)	BGWC-30	0.005	0.0012	0.006	No	31	0.001959	67.74	None	No	0.01	NP (NDs)
Cobalt (mg/L)	BGWC-31	0.005	0.00041	0.006	No	18	0.002295	61.11	None	No	0.01	NP (NDs)
Cobalt (mg/L)	BGWC-32	0.006152	0.002653	0.006	No	20	0.00308	10	None	No	0.01	Param.
Cobalt (mg/L)	BGWC-34D	0.001616	0.0008466	0.006	No	18	0.0006356	11.11	None	No	0.01	Param.
Cobalt (mg/L)	BGWC-35D	0.0044	0.0011	0.006	No	18	0.008922	16.67	None	No	0.01	NP (normality)
Cobalt (mg/L)	BGWC-36D	0.005	0.00058	0.006	No	18	0.002106	66.67	None	No	0.01	NP (NDs)
Cobalt (mg/L)	BGWC-38D	0.00367	0.001408	0.006	No	16	0.003266	6.25	None	ln(x)	0.01	Param.
Cobalt (mg/L)	BGWC-40	0.005	0.0004	0.006	No	15	0.001876	20	None	No	0.01	NP (normality)
Cobalt (mg/L)	BGWC-43D	0.004144	0.002248	0.006	No	14	0.001415	0	None	sqrt(x)	0.01	Param.
Cobalt (mg/L)	BGWC-49D	0.005	0.00079	0.006	No	11	0.001651	18.18	None	No	0.006	NP (normality)
Cobalt (mg/L)	BGWC-50D	0.001532	0.0004859	0.006	No	11	0.0006278	9.091	None	No	0.01	Param.
Cobalt (mg/L)	BGWC-52	0.003437	0.001044	0.006	No	13	0.001609	0	None	No	0.01	Param.
Cobalt (mg/L)	BGWC-53D	0.0009268	0.0003399	0.006	No	4	0.002557	50	Kaplan-Meier	ln(x)	0.01	Param.
Cobalt (mg/L)	PZ-7	0.005	0.00025	0.006	No	7	0.001795	85.71	Kaplan-Meier	No	0.008	NP (NDs)
Combined Radium 226 + 228 (pCi/L)	BGWC-7	1.592	1.24	5	No	29	0.384	0	None	No	0.01	Param.
Combined Radium 226 + 228 (pCi/L)	BGWC-8	0.7658	0.4609	5	No	29	0.3328	0	None	No	0.01	Param.
Combined Radium 226 + 228 (pCi/L)	BGWC-9	0.9082	0.5247	5	No	28	0.4709	0	None	sqrt(x)	0.01	Param.
Combined Radium 226 + 228 (pCi/L)	BGWC-10	1.379	1.012	5	No	29	0.4403	0	None	sqrt(x)	0.01	Param.
Combined Radium 226 + 228 (pCi/L)	BGWC-12	0.7494	0.4183	5	No	29	0.3614	0	None	No	0.01	Param.
Combined Radium 226 + 228 (pCi/L)	BGWC-14A	1.158	0.5655	5	No	20	0.5214	0	None	No	0.01	Param.
Combined Radium 226 + 228 (pCi/L)	BGWC-16	1.17	0.7607	5	No	29	0.4471	0	None	No	0.01	Param.
Combined Radium 226 + 228 (pCi/L)	BGWC-17	0.8459	0.5296	5	No	29	0.3452	0	None	No	0.01	Param.
Combined Radium 226 + 228 (pCi/L)	BGWC-18	0.994	0.6351	5	No	29	0.4453	0	None	sqrt(x)	0.01	Param.
Combined Radium 226 + 228 (pCi/L)	BGWC-19	1.055	0.6677	5	No	29	0.423	0	None	No	0.01	Param.
Combined Radium 226 + 228 (pCi/L)	BGWC-20	1.303	0.882	5	No	29	0.4596	0	None	No	0.01	Param.
Combined Radium 226 + 228 (pCi/L)	BGWC-21	0.7872	0.4841	5	No	28	0.3243	0	None	No	0.01	Param.
Combined Radium 226 + 228 (pCi/L)	BGWC-22	2.645	1.889	5	No	29	0.8252	0	None	No	0.01	Param.
Combined Radium 226 + 228 (pCi/L)	BGWC-23	1.672	1.059	5	No	29	0.6689	0	None	No	0.01	Param.
Combined Radium 226 + 228 (pCi/L)	BGWC-24	2.903	1.649	5	No	29	2.424	0	None	ln(x)	0.01	Param.
Combined Radium 226 + 228 (pCi/L)	BGWC-25	0.8586	0.5294	5	No	29	0.3593	0	None	No	0.01	Param.
Combined Radium 226 + 228 (pCi/L)	BGWC-30	1.753	0.9711	5	No	28	0.8952	0	None	sqrt(x)	0.01	Param.
Combined Radium 226 + 228 (pCi/L)	BGWC-31	1.65	1.138	5	No	18	0.4233	0	None	No	0.01	Param.

Confidence Interval Summary Table - All Results

Plant Bowen Client: Southern Company Data: Bowen AP-1 Printed 4/14/2026, 1:45 PM

Constituent	Well	Upper Lim.	Lower Lim.	Compliance	Sig.	N	Std. Dev.	%NDs	ND Adj.	Transform	Alpha	Method
Combined Radium 226 + 228 (pCi/L)	BGWC-32	1.805	1.184	5	No	18	0.5138	0	None	No	0.01	Param.
Combined Radium 226 + 228 (pCi/L)	BGWC-34D	2.639	1.939	5	No	18	0.5893	0	None	sqrt(x)	0.01	Param.
Combined Radium 226 + 228 (pCi/L)	BGWC-35D	2.847	2.136	5	No	18	0.5877	0	None	No	0.01	Param.
Combined Radium 226 + 228 (pCi/L)	BGWC-36D	1.874	1.198	5	No	18	0.5956	0	None	sqrt(x)	0.01	Param.
Combined Radium 226 + 228 (pCi/L)	BGWC-38D	4.705	2.938	5	No	15	1.304	0	None	No	0.01	Param.
Combined Radium 226 + 228 (pCi/L)	BGWC-40	0.8486	0.442	5	No	15	0.3	0	None	No	0.01	Param.
Combined Radium 226 + 228 (pCi/L)	BGWC-43D	1.687	1.146	5	No	13	0.3637	0	None	No	0.01	Param.
Combined Radium 226 + 228 (pCi/L)	BGWC-49D	3.115	1.998	5	No	11	0.6706	0	None	No	0.01	Param.
Combined Radium 226 + 228 (pCi/L)	BGWC-50D	1.25	0.8285	5	No	11	0.2529	0	None	No	0.01	Param.
Combined Radium 226 + 228 (pCi/L)	BGWC-51	0.687	0.3948	5	No	13	0.1965	0	None	No	0.01	Param.
Combined Radium 226 + 228 (pCi/L)	BGWC-52	1.125	0.407	5	No	13	0.4826	0	None	No	0.01	Param.
Combined Radium 226 + 228 (pCi/L)	BGWC-53D	1.381	0.161	5	No	4	0.2687	0	None	No	0.01	Param.
Combined Radium 226 + 228 (pCi/L)	PZ-7	1.551	0.5031	5	No	6	0.4329	0	None	ln(x)	0.01	Param.
Fluoride (mg/L)	BGWC-7	0.1746	0.1319	4	No	30	0.04745	3.333	None	No	0.01	Param.
Fluoride (mg/L)	BGWC-8	0.1	0.063	4	No	30	0.0275	46.67	None	No	0.01	NP (normality)
Fluoride (mg/L)	BGWC-9	0.14	0.09	4	No	29	0.1306	0	None	No	0.01	NP (normality)
Fluoride (mg/L)	BGWC-10	0.08963	0.05551	4	No	30	0.06355	30	Kaplan-Meier	ln(x)	0.01	Param.
Fluoride (mg/L)	BGWC-12	0.1	0.081	4	No	30	0.05446	33.33	None	No	0.01	NP (normality)
Fluoride (mg/L)	BGWC-14A	0.1	0.066	4	No	20	0.01683	40	None	No	0.01	NP (normality)
Fluoride (mg/L)	BGWC-16	0.1204	0.06505	4	No	30	0.0999	20	Kaplan-Meier	ln(x)	0.01	Param.
Fluoride (mg/L)	BGWC-17	0.16	0.12	4	No	30	0.1234	3.333	None	No	0.01	NP (normality)
Fluoride (mg/L)	BGWC-18	0.1	0.074	4	No	30	0.089	30	None	No	0.01	NP (normality)
Fluoride (mg/L)	BGWC-19	0.1	0.071	4	No	30	0.09854	30	None	No	0.01	NP (normality)
Fluoride (mg/L)	BGWC-20	0.1	0.063	4	No	30	0.1176	36.67	None	No	0.01	NP (normality)
Fluoride (mg/L)	BGWC-21	0.1	0.08	4	No	29	0.02352	62.07	None	No	0.01	NP (NDs)
Fluoride (mg/L)	BGWC-22	0.32	0.23	4	No	33	0.2549	0	None	No	0.01	NP (normality)
Fluoride (mg/L)	BGWC-23	0.1	0.068	4	No	32	0.1882	25	None	No	0.01	NP (normality)
Fluoride (mg/L)	BGWC-24	0.3	0.12	4	No	33	0.9858	6.061	None	No	0.01	NP (normality)
Fluoride (mg/L)	BGWC-25	0.1	0.07	4	No	30	0.02901	50	None	No	0.01	NP (normality)
Fluoride (mg/L)	BGWC-30	0.17	0.075	4	No	32	0.1845	15.63	None	No	0.01	NP (normality)
Fluoride (mg/L)	BGWC-31	0.1	0.055	4	No	18	0.01521	88.89	None	No	0.01	NP (NDs)
Fluoride (mg/L)	BGWC-32	0.16	0.12	4	No	20	0.3027	0	None	No	0.01	NP (normality)
Fluoride (mg/L)	BGWC-34D	0.1	0.057	4	No	18	0.02316	66.67	None	No	0.01	NP (NDs)
Fluoride (mg/L)	BGWC-35D	0.22	0.13	4	No	18	0.1808	0	None	No	0.01	NP (normality)
Fluoride (mg/L)	BGWC-36D	0.15	0.11	4	No	18	0.08052	5.556	None	No	0.01	NP (normality)
Fluoride (mg/L)	BGWC-38D	0.5722	0.3291	4	No	16	0.1868	0	None	No	0.01	Param.
Fluoride (mg/L)	BGWC-40	0.08866	0.06556	4	No	16	0.01962	18.75	Kaplan-Meier	No	0.01	Param.
Fluoride (mg/L)	BGWC-43D	1.026	0.8615	4	No	16	0.1265	0	None	No	0.01	Param.
Fluoride (mg/L)	BGWC-49D	0.07902	0.06027	4	No	11	0.01691	27.27	Kaplan-Meier	No	0.01	Param.
Fluoride (mg/L)	BGWC-50D	0.1344	0.07563	4	No	11	0.03525	9.091	None	No	0.01	Param.
Fluoride (mg/L)	BGWC-51	0.1696	0.1182	4	No	13	0.03457	0	None	No	0.01	Param.
Fluoride (mg/L)	BGWC-52	0.14	0.085	4	No	13	0.0246	0	None	No	0.01	NP (normality)
Fluoride (mg/L)	BGWC-53D	0.09929	0.04721	4	No	4	0.01147	0	None	No	0.01	Param.
Fluoride (mg/L)	PZ-7	0.06879	0.05108	4	No	7	0.02239	42.86	Kaplan-Meier	ln(x)	0.01	Param.
Lead (mg/L)	BGWC-8	0.001	0.0003	0.015	No	27	0.000301	85.19	None	No	0.01	NP (NDs)
Lead (mg/L)	BGWC-9	0.001	0.0001	0.015	No	26	0.0004244	65.38	None	No	0.01	NP (NDs)
Lead (mg/L)	BGWC-10	0.001	0.00019	0.015	No	27	0.000223	92.59	None	No	0.01	NP (NDs)
Lead (mg/L)	BGWC-12	0.001	0.0003	0.015	No	27	0.0003819	70.37	None	No	0.01	NP (NDs)
Lead (mg/L)	BGWC-14A	0.001	0.00011	0.015	No	20	0.0003796	80	None	No	0.01	NP (NDs)
Lead (mg/L)	BGWC-16	0.001	0.00021	0.015	No	27	0.000398	48.15	None	No	0.01	NP (normality)
Lead (mg/L)	BGWC-17	0.001	0.000079	0.015	No	27	0.0001772	96.3	None	No	0.01	NP (NDs)
Lead (mg/L)	BGWC-18	0.001	0.0002	0.015	No	27	0.0003979	74.07	None	No	0.01	NP (NDs)
Lead (mg/L)	BGWC-19	0.001	0.0006	0.015	No	27	0.0002466	88.89	None	No	0.01	NP (NDs)
Lead (mg/L)	BGWC-20	0.001	0.0001	0.015	No	27	0.0002425	92.59	None	No	0.01	NP (NDs)
Lead (mg/L)	BGWC-21	0.001	0.000094	0.015	No	26	0.0004211	73.08	None	No	0.01	NP (NDs)
Lead (mg/L)	BGWC-22	0.001	0.00033	0.015	No	27	0.0003674	77.78	None	No	0.01	NP (NDs)
Lead (mg/L)	BGWC-23	0.001	0.00031	0.015	No	27	0.0002082	92.59	None	No	0.01	NP (NDs)
Lead (mg/L)	BGWC-24	0.001	0.00059	0.015	No	28	0.000365	78.57	None	No	0.01	NP (NDs)
Lead (mg/L)	BGWC-25	0.001	0.0005	0.015	No	27	0.0003652	70.37	None	No	0.01	NP (NDs)
Lead (mg/L)	BGWC-30	0.001	0.00018	0.015	No	27	0.0004148	59.26	None	No	0.01	NP (NDs)
Lead (mg/L)	BGWC-31	0.0005568	0.0002417	0.015	No	17	0.0003758	41.18	Kaplan-Meier	sqrt(x)	0.01	Param.
Lead (mg/L)	BGWC-32	0.001	0.00011	0.015	No	17	0.000302	88.24	Kaplan-Meier	No	0.01	NP (NDs)
Lead (mg/L)	BGWC-34D	0.001	0.000054	0.015	No	17	0.0002294	94.12	Kaplan-Meier	No	0.01	NP (NDs)
Lead (mg/L)	BGWC-35D	0.005	0.00023	0.015	No	17	0.002364	64.71	Kaplan-Meier	No	0.01	NP (NDs)
Lead (mg/L)	BGWC-36D	0.001	0.00033	0.015	No	17	0.0003579	64.71	Kaplan-Meier	No	0.01	NP (NDs)

Confidence Interval Summary Table - All Results

Plant Bowen Client: Southern Company Data: Bowen AP-1 Printed 4/14/2026, 1:45 PM

Constituent	Well	Upper Lim.	Lower Lim.	Compliance	Sig.	N	Std. Dev.	%NDs	ND Adj.	Transform	Alpha	Method
Lead (mg/L)	BGWC-38D	0.001	0.00022	0.015	No	15	0.0003704	73.33	Kaplan-Meier	No	0.01	NP (NDs)
Lead (mg/L)	BGWC-40	0.001	0.00017	0.015	No	15	0.0004036	66.67	Kaplan-Meier	No	0.01	NP (NDs)
Lead (mg/L)	BGWC-43D	0.001	0.00012	0.015	No	13	0.0002441	92.31	Kaplan-Meier	No	0.01	NP (NDs)
Lead (mg/L)	BGWC-49D	0.001	0.001	0.015	No	11	0.0002882	90.91	None	No	0.006	NP (NDs)
Lead (mg/L)	BGWC-50D	0.001	0.001	0.015	No	11	0.0002593	90.91	None	No	0.006	NP (NDs)
Lead (mg/L)	BGWC-51	0.001	0.00016	0.015	No	13	0.0003614	76.92	None	No	0.01	NP (NDs)
Lead (mg/L)	BGWC-52	0.001	0.0001	0.015	No	13	0.0004001	76.92	None	No	0.01	NP (NDs)
Lithium (mg/L)	BGWC-7	0.0088	0.0065	0.04	No	29	0.003517	3.448	None	No	0.01	NP (normality)
Lithium (mg/L)	BGWC-8	0.002	0.001	0.04	No	29	0.0001857	96.55	None	No	0.01	NP (NDs)
Lithium (mg/L)	BGWC-9	0.00211	0.0013	0.04	No	28	0.01311	28.57	None	No	0.01	NP (normality)
Lithium (mg/L)	BGWC-10	0.03	0.00093	0.04	No	29	0.01386	34.48	None	No	0.01	NP (normality)
Lithium (mg/L)	BGWC-12	0.03	0.0012	0.04	No	29	0.01439	41.38	None	No	0.01	NP (normality)
Lithium (mg/L)	BGWC-14A	0.03	0.00095	0.04	No	20	0.01406	35	None	No	0.01	NP (normality)
Lithium (mg/L)	BGWC-16	0.002	0.00112	0.04	No	29	0.0003818	89.66	None	No	0.01	NP (NDs)
Lithium (mg/L)	BGWC-17	0.002	0.00082	0.04	No	29	0.0003215	93.1	None	No	0.01	NP (NDs)
Lithium (mg/L)	**BGWC-20**	**0.1002**	**0.05508**	**0.04**	**Yes**	**8**	**0.02127**	**0**	**None**	**No**	**0.01**	**Param.**
Lithium (mg/L)	BGWC-22	0.02637	0.01788	0.04	No	29	0.009264	0	None	No	0.01	Param.
Lithium (mg/L)	BGWC-23	0.02262	0.0141	0.04	No	29	0.009894	0	None	sqrt(x)	0.01	Param.
Lithium (mg/L)	BGWC-24	0.0077	0.0057	0.04	No	30	0.002851	10	None	No	0.01	NP (normality)
Lithium (mg/L)	BGWC-30	0.0167	0.00132	0.04	No	29	0.007604	13.79	None	No	0.01	NP (normality)
Lithium (mg/L)	BGWC-32	0.03	0.00116	0.04	No	17	0.009613	88.24	None	No	0.01	NP (NDs)
Lithium (mg/L)	BGWC-34D	0.002	0.00098	0.04	No	18	0.0005031	77.78	None	No	0.01	NP (NDs)
Lithium (mg/L)	BGWC-35D	0.01907	0.0129	0.04	No	18	0.005099	0	None	No	0.01	Param.
Lithium (mg/L)	BGWC-36D	0.0028	0.0012	0.04	No	18	0.004334	11.11	None	No	0.01	NP (normality)
Lithium (mg/L)	BGWC-38D	0.0125	0.004455	0.04	No	14	0.005681	0	None	No	0.01	Param.
Lithium (mg/L)	BGWC-40	0.002	0.00086	0.04	No	14	0.0005303	71.43	None	No	0.01	NP (NDs)
Lithium (mg/L)	BGWC-43D	0.02526	0.01831	0.04	No	13	0.004667	0	None	No	0.01	Param.
Lithium (mg/L)	BGWC-49D	0.0079	0.004921	0.04	No	11	0.001787	0	None	No	0.01	Param.
Lithium (mg/L)	BGWC-50D	0.03	0.0015	0.04	No	11	0.0148	45.45	None	No	0.006	NP (normality)
Lithium (mg/L)	BGWC-51	0.0035	0.0014	0.04	No	13	0.0005561	61.54	None	No	0.01	NP (NDs)
Lithium (mg/L)	BGWC-52	0.003393	0.001272	0.04	No	13	0.01204	23.08	Kaplan-Meier	ln(x)	0.01	Param.
Lithium (mg/L)	BGWC-53D	0.0018	0.00108	0.04	No	4	0.0003397	0	None	No	0.0625	NP (normality)
Lithium (mg/L)	PZ-7	0.03	0.000796	0.04	No	7	0.01512	57.14	None	No	0.008	NP (NDs)
Mercury (mg/L)	BGWC-7	0.0002	0.000053	0.002	No	27	0.00002829	96.3	None	No	0.01	NP (NDs)
Mercury (mg/L)	BGWC-8	0.0002	0.00016	0.002	No	27	0.00002099	92.59	None	No	0.01	NP (NDs)
Mercury (mg/L)	BGWC-9	0.0002	0.00016	0.002	No	26	0.00002747	88.46	None	No	0.01	NP (NDs)
Mercury (mg/L)	BGWC-10	0.0002	0.00018	0.002	No	27	0.0000344	88.89	None	No	0.01	NP (NDs)
Mercury (mg/L)	BGWC-12	0.0002	0.00013	0.002	No	27	0.00003478	88.89	None	No	0.01	NP (NDs)
Mercury (mg/L)	BGWC-14A	0.0002	0.00018	0.002	No	20	0.00001432	85	None	No	0.01	NP (NDs)
Mercury (mg/L)	BGWC-16	0.0002	0.00015	0.002	No	27	0.00002153	88.89	None	No	0.01	NP (NDs)
Mercury (mg/L)	BGWC-17	0.0002448	0.0001641	0.002	No	27	0.00008464	14.81	None	No	0.01	Param.
Mercury (mg/L)	BGWC-18	0.0002	0.000079	0.002	No	27	0.00002329	96.3	None	No	0.01	NP (NDs)
Mercury (mg/L)	BGWC-19	0.0002	0.00018	0.002	No	27	0.00003626	88.89	None	No	0.01	NP (NDs)
Mercury (mg/L)	BGWC-20	0.0002	0.000066	0.002	No	27	0.00002579	96.3	None	No	0.01	NP (NDs)
Mercury (mg/L)	BGWC-21	0.00021	0.0002	0.002	No	26	0.000001961	96.15	None	No	0.01	NP (NDs)
Mercury (mg/L)	BGWC-22	0.0002	0.000092	0.002	No	27	0.00003617	92.59	None	No	0.01	NP (NDs)
Mercury (mg/L)	BGWC-23	0.0002	0.00013	0.002	No	27	0.00004229	88.89	None	No	0.01	NP (NDs)
Mercury (mg/L)	BGWC-24	0.001013	0.0002411	0.002	No	28	0.002786	14.29	None	ln(x)	0.01	Param.
Mercury (mg/L)	BGWC-25	0.0002	0.00015	0.002	No	27	0.00003062	92.59	None	No	0.01	NP (NDs)
Mercury (mg/L)	BGWC-30	0.0002	0.0001	0.002	No	27	0.00005892	70.37	None	No	0.01	NP (NDs)
Mercury (mg/L)	BGWC-31	0.0002	0.00015	0.002	No	17	0.00001835	88.24	None	No	0.01	NP (NDs)
Mercury (mg/L)	BGWC-34D	0.0002	0.00016	0.002	No	17	0.00001698	88.24	None	No	0.01	NP (NDs)
Mercury (mg/L)	BGWC-35D	0.0002	0.00016	0.002	No	17	0.00001698	88.24	None	No	0.01	NP (NDs)
Mercury (mg/L)	BGWC-36D	0.0002	0.00018	0.002	No	17	0.00001057	88.24	None	No	0.01	NP (NDs)
Mercury (mg/L)	BGWC-38D	0.00026	0.00012	0.002	No	15	0.0001056	66.67	None	No	0.01	NP (NDs)
Mercury (mg/L)	BGWC-43D	0.0002	0.00015	0.002	No	13	0.00001387	92.31	None	No	0.01	NP (NDs)
Mercury (mg/L)	BGWC-51	0.0033	0.00016	0.002	No	13	0.001447	46.15	None	No	0.01	NP (normality)
Mercury (mg/L)	BGWC-52	0.0002	0.00019	0.002	No	13	0.000005991	84.62	None	No	0.01	NP (NDs)
Mercury (mg/L)	PZ-7	0.001095	0.00009613	0.002	No	7	0.0004206	14.29	None	No	0.01	Param.
Molybdenum (mg/L)	BGWC-7	0.011	0.0099	0.1	No	29	0.00223	0	None	No	0.01	NP (normality)
Molybdenum (mg/L)	BGWC-8	0.01	0.0013	0.1	No	29	0.004116	41.38	None	No	0.01	NP (normality)
Molybdenum (mg/L)	BGWC-9	0.003344	0.00267	0.1	No	28	0.0007211	3.571	None	No	0.01	Param.
Molybdenum (mg/L)	BGWC-10	0.003709	0.002958	0.1	No	29	0.0009094	3.448	None	x^(1/3)	0.01	Param.
Molybdenum (mg/L)	BGWC-14A	0.01	0.0015	0.1	No	20	0.003957	30	None	No	0.01	NP (normality)
Molybdenum (mg/L)	BGWC-19	0.01	0.00023	0.1	No	29	0.001814	96.55	None	No	0.01	NP (NDs)

Confidence Interval Summary Table - All Results

Plant Bowen Client: Southern Company Data: Bowen AP-1 Printed 4/14/2026, 1:45 PM

Constituent	Well	Upper Lim.	Lower Lim.	Compliance	Sig.	N	Std. Dev.	%NDs	ND Adj.	Transform	Alpha	Method
Molybdenum (mg/L)	BGWC-20	0.028	0.013	0.1	No	29	0.01981	0	None	No	0.01	NP (normality)
Molybdenum (mg/L)	BGWC-21	0.002977	0.001865	0.1	No	28	0.00298	17.86	Kaplan-Meier	ln(x)	0.01	Param.
Molybdenum (mg/L)	BGWC-22	0.059	0.039	0.1	No	32	0.0139	0	None	No	0.01	NP (normality)
Molybdenum (mg/L)	BGWC-23	0.013	0.0079	0.1	No	31	0.003046	0	None	No	0.01	NP (normality)
Molybdenum (mg/L)	BGWC-24	0.01	0.0027	0.1	No	32	0.003876	59.38	None	No	0.01	NP (NDs)
Molybdenum (mg/L)	BGWC-25	0.01	0.0064	0.1	No	29	0.003316	72.41	None	No	0.01	NP (NDs)
Molybdenum (mg/L)	BGWC-30	0.009101	0.004469	0.1	No	31	0.006674	0	None	ln(x)	0.01	Param.
Molybdenum (mg/L)	BGWC-31	0.01	0.00033	0.1	No	18	0.002279	94.44	None	No	0.01	NP (NDs)
Molybdenum (mg/L)	BGWC-32	0.004077	0.003471	0.1	No	19	0.0005173	0	None	No	0.01	Param.
Molybdenum (mg/L)	BGWC-34D	0.0021	0.00098	0.1	No	18	0.00382	22.22	None	No	0.01	NP (normality)
Molybdenum (mg/L)	BGWC-35D	0.03482	0.02876	0.1	No	19	0.005181	0	None	No	0.01	Param.
Molybdenum (mg/L)	BGWC-36D	0.01214	0.008458	0.1	No	19	0.003146	0	None	No	0.01	Param.
Molybdenum (mg/L)	BGWC-38D	0.11	0.08033	0.1	No	17	0.02829	0	None	x^2	0.01	Param.
Molybdenum (mg/L)	BGWC-40	0.01	0.0014	0.1	No	15	0.003689	80	None	No	0.01	NP (NDs)
Molybdenum (mg/L)	**BGWC-43D**	**0.1891**	**0.1397**	**0.1**	**Yes**	**16**	**0.03794**	**0**	**None**	**No**	**0.01**	**Param.**
Molybdenum (mg/L)	BGWC-49D	0.006276	0.00456	0.1	No	11	0.001029	0	None	No	0.01	Param.
Molybdenum (mg/L)	BGWC-50D	0.004874	0.002581	0.1	No	11	0.001376	9.091	None	No	0.01	Param.
Molybdenum (mg/L)	BGWC-51	0.01	0.0027	0.1	No	13	0.002025	92.31	None	No	0.01	NP (NDs)
Molybdenum (mg/L)	BGWC-52	0.00594	0.003572	0.1	No	13	0.001907	7.692	None	ln(x)	0.01	Param.
Molybdenum (mg/L)	BGWC-53D	0.004699	0.0008014	0.1	No	4	0.0008583	0	None	No	0.01	Param.
Selenium (mg/L)	BGWC-8	0.005	0.00015	0.05	No	27	0.001308	92.59	None	No	0.01	NP (NDs)
Selenium (mg/L)	BGWC-9	0.005	0.0014	0.05	No	26	0.001934	46.15	None	No	0.01	NP (normality)
Selenium (mg/L)	BGWC-12	0.005	0.001	0.05	No	27	0.001151	92.59	None	No	0.01	NP (NDs)
Selenium (mg/L)	BGWC-14A	0.005	0.0014	0.05	No	20	0.001231	90	None	No	0.01	NP (NDs)
Selenium (mg/L)	BGWC-16	0.005	0.0018	0.05	No	27	0.001613	48.15	None	No	0.01	NP (normality)
Selenium (mg/L)	BGWC-17	0.005	0.0022	0.05	No	27	0.001413	85.19	None	No	0.01	NP (NDs)
Selenium (mg/L)	BGWC-18	0.005	0.0024	0.05	No	27	0.001327	81.48	None	No	0.01	NP (NDs)
Selenium (mg/L)	BGWC-19	0.005	0.0013	0.05	No	27	0.001636	81.48	None	No	0.01	NP (NDs)
Selenium (mg/L)	BGWC-20	0.005	0.0037	0.05	No	27	0.001	85.19	None	No	0.01	NP (NDs)
Selenium (mg/L)	BGWC-21	0.005	0.001	0.05	No	26	0.001213	92.31	None	No	0.01	NP (NDs)
Selenium (mg/L)	BGWC-22	0.005	0.0025	0.05	No	27	0.002109	66.67	None	No	0.01	NP (NDs)
Selenium (mg/L)	BGWC-23	0.005	0.0039	0.05	No	27	0.002727	77.78	None	No	0.01	NP (NDs)
Selenium (mg/L)	BGWC-24	0.00652	0.003617	0.05	No	28	0.005326	10.71	None	ln(x)	0.01	Param.
Selenium (mg/L)	BGWC-30	0.008768	0.005343	0.05	No	27	0.003589	7.407	None	No	0.01	Param.
Selenium (mg/L)	BGWC-31	0.005	0.00008	0.05	No	17	0.001193	94.12	None	No	0.01	NP (NDs)
Selenium (mg/L)	BGWC-32	0.005	0.0027	0.05	No	17	0.001491	82.35	None	No	0.01	NP (NDs)
Selenium (mg/L)	BGWC-34D	0.005	0.0001	0.05	No	17	0.001188	94.12	None	No	0.01	NP (NDs)
Selenium (mg/L)	BGWC-35D	0.0078	0.0034	0.05	No	17	0.001155	82.35	None	No	0.01	NP (NDs)
Selenium (mg/L)	BGWC-36D	0.01294	0.008271	0.05	No	17	0.003727	0	None	No	0.01	Param.
Selenium (mg/L)	BGWC-38D	0.005	0.0039	0.05	No	15	0.002212	46.67	None	No	0.01	NP (normality)
Selenium (mg/L)	BGWC-40	0.008868	0.005719	0.05	No	15	0.002324	0	None	No	0.01	Param.
Selenium (mg/L)	BGWC-43D	0.0055	0.0019	0.05	No	13	0.001444	53.85	None	No	0.01	NP (NDs)
Selenium (mg/L)	BGWC-49D	0.005	0.005	0.05	No	11	0.001074	72.73	None	No	0.006	NP (NDs)
Selenium (mg/L)	BGWC-51	0.01013	0.004806	0.05	No	13	0.003788	0	None	sqrt(x)	0.01	Param.
Selenium (mg/L)	BGWC-52	0.005	0.0016	0.05	No	13	0.00144	38.46	None	No	0.01	NP (normality)
Selenium (mg/L)	BGWC-53D	0.005	0.00071	0.05	No	4	0.002145	75	None	No	0.0625	NP (NDs)
Thallium (mg/L)	BGWC-7	0.0005	0.00019	0.002	No	29	0.0001829	58.62	None	No	0.01	NP (NDs)
Thallium (mg/L)	BGWC-9	0.0005	0.00022	0.002	No	28	0.0001395	78.57	None	No	0.01	NP (NDs)
Thallium (mg/L)	BGWC-12	0.0005	0.00009	0.002	No	29	0.0001629	82.76	None	No	0.01	NP (NDs)
Thallium (mg/L)	BGWC-14A	0.0005501	0.0003389	0.002	No	20	0.0001859	0	None	No	0.01	Param.
Thallium (mg/L)	BGWC-16	0.00025	0.0002	0.002	No	29	0.00007658	6.897	None	No	0.01	NP (normality)
Thallium (mg/L)	BGWC-17	0.0005	0.00009	0.002	No	29	0.000194	65.52	None	No	0.01	NP (NDs)
Thallium (mg/L)	BGWC-18	0.0005	0.00019	0.002	No	29	0.0001428	86.21	None	No	0.01	NP (NDs)
Thallium (mg/L)	BGWC-19	0.0005	0.00021	0.002	No	29	0.0001773	75.86	None	No	0.01	NP (NDs)
Thallium (mg/L)	BGWC-20	0.001	0.0003	0.002	No	29	0.0002902	82.76	None	No	0.01	NP (NDs)
Thallium (mg/L)	BGWC-22	0.0008566	0.0006641	0.002	No	29	0.0002101	0	None	No	0.01	Param.
Thallium (mg/L)	BGWC-23	0.001	0.00038	0.002	No	29	0.0003558	58.62	None	No	0.01	NP (NDs)
Thallium (mg/L)	BGWC-24	0.0004837	0.0003313	0.002	No	30	0.0002557	16.67	Kaplan-Meier	sqrt(x)	0.01	Param.
Thallium (mg/L)	BGWC-30	0.0003637	0.0001766	0.002	No	29	0.0002033	41.38	Kaplan-Meier	No	0.01	Param.
Thallium (mg/L)	BGWC-32	0.0005	0.00014	0.002	No	18	0.0001802	55.56	Kaplan-Meier	No	0.01	NP (NDs)
Thallium (mg/L)	BGWC-34D	0.0005	0.000089	0.002	No	18	0.00009687	94.44	Kaplan-Meier	No	0.01	NP (NDs)
Thallium (mg/L)	BGWC-35D	0.0025	0.00026	0.002	No	18	0.0009944	77.78	Kaplan-Meier	No	0.01	NP (NDs)
Thallium (mg/L)	BGWC-36D	0.00037	0.00018	0.002	No	18	0.0003443	22.22	None	No	0.01	NP (normality)
Thallium (mg/L)	BGWC-38D	0.0013	0.00018	0.002	No	15	0.0006291	46.67	None	No	0.01	NP (normality)
Thallium (mg/L)	BGWC-40	0.0005	0.00014	0.002	No	15	0.00009295	93.33	None	No	0.01	NP (NDs)

Confidence Interval Summary Table - All Results

Plant Bowen Client: Southern Company Data: Bowen AP-1 Printed 4/14/2026, 1:45 PM

Constituent	Well	Upper Lim.	Lower Lim.	Compliance	Sig.	N	Std. Dev.	%NDs	ND Adj.	Transform	Alpha	Method
Thallium (mg/L)	BGWC-43D	0.003045	0.001701	0.002	No	14	0.001065	0	None	sqrt(x)	0.01	Param.
Thallium (mg/L)	BGWC-51	0.0005	0.0004	0.002	No	13	0.00008549	84.62	None	No	0.01	NP (NDs)
Thallium (mg/L)	BGWC-52	0.0005	0.00023	0.002	No	13	0.0001174	53.85	None	No	0.01	NP (NDs)
Thallium (mg/L)	PZ-7	0.0004156	0.0002007	0.002	No	7	0.0003801	42.86	Kaplan-Meier	ln(x)	0.01	Param.

Appendix IV Trend Tests - Confidence Interval Exceedances - Significant Results

Plant Bowen Client: Southern Company Data: Bowen AP-1 Printed 4/9/2026, 2:41 PM

Constituent	Well	Slope	Calc.	Critical	Sig.	N	%NDs	Normality	Xform	Alpha	Method
Cobalt (mg/L)	**BGWC-16**	**0.0009139**	**300**	**106**	**Yes**	**29**	**3.448**	**n/a**	**n/a**	**0.05**	**NP**
Cobalt (mg/L)	**BGWC-22**	**0.002474**	**159**	**123**	**Yes**	**32**	**0**	**n/a**	**n/a**	**0.05**	**NP**
Lithium (mg/L)	**BGWA-29 (bg)**	**0**	**-109**	**-106**	**Yes**	**29**	**65.52**	**n/a**	**n/a**	**0.05**	**NP**
Lithium (mg/L)	**BGWA-48D (bg)**	**0**	**64**	**62**	**Yes**	**20**	**65**	**n/a**	**n/a**	**0.05**	**NP**
Lithium (mg/L)	**BGWC-20**	**0.006067**	**224**	**106**	**Yes**	**29**	**0**	**n/a**	**n/a**	**0.05**	**NP**

Appendix IV Trend Tests - Confidence Interval Exceedances - All Results

Plant Bowen Client: Southern Company Data: Bowen AP-1 Printed 4/9/2026, 2:41 PM

Constituent	Well	Slope	Calc.	Critical	Sig.	N	%NDs	Normality	Xform	Alpha	Method
Arsenic (mg/L)	BGWA-2 (bg)	0	33	106	No	29	55.17	n/a	n/a	0.05	NP
Arsenic (mg/L)	BGWA-29 (bg)	0	65	106	No	29	65.52	n/a	n/a	0.05	NP
Arsenic (mg/L)	BGWA-47D (bg)	0	38	62	No	20	80	n/a	n/a	0.05	NP
Arsenic (mg/L)	BGWA-48D (bg)	0	-11	-62	No	20	35	n/a	n/a	0.05	NP
Arsenic (mg/L)	BGWC-34D	-0.0002746	-44	-62	No	20	0	n/a	n/a	0.05	NP
Cobalt (mg/L)	BGWA-2 (bg)	0	32	112	No	30	90	n/a	n/a	0.05	NP
Cobalt (mg/L)	BGWA-29 (bg)	0	0	106	No	29	100	n/a	n/a	0.05	NP
Cobalt (mg/L)	BGWA-47D (bg)	0	17	62	No	20	95	n/a	n/a	0.05	NP
Cobalt (mg/L)	BGWA-48D (bg)	0	25	62	No	20	90	n/a	n/a	0.05	NP
Cobalt (mg/L)	**BGWC-16**	**0.0009139**	**300**	**106**	**Yes**	**29**	**3.448**	**n/a**	**n/a**	**0.05**	**NP**
Cobalt (mg/L)	**BGWC-22**	**0.002474**	**159**	**123**	**Yes**	**32**	**0**	**n/a**	**n/a**	**0.05**	**NP**
Lithium (mg/L)	BGWA-2 (bg)	0	28	106	No	29	96.55	n/a	n/a	0.05	NP
Lithium (mg/L)	**BGWA-29 (bg)**	**0**	**-109**	**-106**	**Yes**	**29**	**65.52**	**n/a**	**n/a**	**0.05**	**NP**
Lithium (mg/L)	BGWA-47D (bg)	0	-61	-62	No	20	75	n/a	n/a	0.05	NP
Lithium (mg/L)	**BGWA-48D (bg)**	**0**	**64**	**62**	**Yes**	**20**	**65**	**n/a**	**n/a**	**0.05**	**NP**
Lithium (mg/L)	**BGWC-20**	**0.006067**	**224**	**106**	**Yes**	**29**	**0**	**n/a**	**n/a**	**0.05**	**NP**
Molybdenum (mg/L)	BGWA-2 (bg)	0	106	112	No	30	60	n/a	n/a	0.05	NP
Molybdenum (mg/L)	BGWA-29 (bg)	0	4	106	No	29	96.55	n/a	n/a	0.05	NP
Molybdenum (mg/L)	BGWA-47D (bg)	0	19	62	No	20	95	n/a	n/a	0.05	NP
Molybdenum (mg/L)	BGWA-48D (bg)	-0.0001144	-7	-62	No	20	0	n/a	n/a	0.05	NP
Molybdenum (mg/L)	BGWC-43D	-0.002687	-6	-45	No	16	0	n/a	n/a	0.05	NP

Appendix III Interwell Prediction Limits - April 2026 Resample - Significant Results

Plant Bowen Client: Southern Company Data: Bowen AP-1 Printed 6/10/2026, 3:28 PM

Constituent	Well	Upper Lim.	Lower Lim.	Date	Observ.	Sig.	Bg N	%NDs	ND Adj.	Transform	Alpha	Method
Boron (mg/L)	**BGWC-20**	**0.04**	**n/a**	**4/7/2026**	**5.5**	**Yes**	**92**	**20.65**	**n/a**	**n/a**	**0.0002254**	**NP Inter (normality) 1 of 2**
Calcium (mg/L)	**BGWC-20**	**118**	**n/a**	**4/7/2026**	**329**	**Yes**	**92**	**0**	**n/a**	**n/a**	**0.0002254**	**NP Inter (normality) 1 of 2**
TDS (mg/L)	**BGWC-20**	**415**	**n/a**	**4/7/2026**	**1430**	**Yes**	**90**	**0**	**n/a**	**n/a**	**0.000234**	**NP Inter (normality) 1 of 2**

Appendix III Interwell Prediction Limits - April 2026 Resample - All Results

Plant Bowen Client: Southern Company Data: Bowen AP-1 Printed 6/10/2026, 3:28 PM

Constituent	Well	Upper Lim.	Lower Lim.	Date	Observ.	Sig.	Bg N	%NDs	ND Adj.	Transform	Alpha	Method
Boron (mg/L)	**BGWC-20**	**0.04**	**n/a**	**4/7/2026**	**5.5**	**Yes**	**92**	**20.65**	**n/a**	**n/a**	**0.0002254**	**NP Inter (normality) 1 of 2**
Calcium (mg/L)	**BGWC-20**	**118**	**n/a**	**4/7/2026**	**329**	**Yes**	**92**	**0**	**n/a**	**n/a**	**0.0002254**	**NP Inter (normality) 1 of 2**
Fluoride (mg/L)	BGWC-20	0.57	n/a	4/7/2026	0.1ND	No	101	47.52	n/a	n/a	0.000188	NP Inter (normality) 1 of 2
pH, Field (SU)	BGWC-20	8.335	6.597	4/7/2026	7.07	No	101	0	None	x^2	0.000198	Param Inter 1 of 2
pH, Field (SU)	BGWC-24	8.335	6.597	4/9/2026	6.73	No	101	0	None	x^2	0.000198	Param Inter 1 of 2
TDS (mg/L)	**BGWC-20**	**415**	**n/a**	**4/7/2026**	**1430**	**Yes**	**90**	**0**	**n/a**	**n/a**	**0.000234**	**NP Inter (normality) 1 of 2**

Confidence Intervals - April 2026 Resample - Significant Results

Plant Bowen Client: Southern Company Data: Bowen AP-1 Printed 6/11/2026, 7:24 AM

Constituent	Well	Upper Lim.	Lower Lim.	Compliance	Sig.	N	%NDs	ND Adj.	Transform	Alpha	Method
Lithium (mg/L)	**BGWC-20**	**0.09929**	**0.05951**	**0.04**	**Yes**	**9**	**0**	**None**	**No**	**0.01**	**Param.**

Confidence Intervals - April 2026 Resample - All Results

Plant Bowen Client: Southern Company Data: Bowen AP-1 Printed 6/11/2026, 7:24 AM

Constituent	Well	Upper Lim.	Lower Lim.	Compliance	Sig.	N	%NDs	ND Adj.	Transform	Alpha	Method
Antimony (mg/L)	BGWC-20	0.002	0.0014	0.006	No	26	92.31	None	No	0.01	NP (NDs)
Arsenic (mg/L)	BGWC-20	0.002	0.0016	0.01	No	30	43.33	None	No	0.01	NP (normality)
Barium (mg/L)	BGWC-20	0.03428	0.03172	2	No	30	0	None	No	0.01	Param.
Beryllium (mg/L)	BGWC-20	0.0004	0.0004	0.004	No	28	100	None	No	0.01	NP (NDs)
Cadmium (mg/L)	BGWC-20	0.0005	0.0005	0.005	No	30	96.67	None	No	0.01	NP (NDs)
Chromium (mg/L)	BGWC-20	0.005	0.0024	0.1	No	28	64.29	None	No	0.01	NP (NDs)
Cobalt (mg/L)	BGWC-20	0.005	0.0008	0.006	No	30	80	None	No	0.01	NP (NDs)
Fluoride (mg/L)	BGWC-20	0.1	0.063	4	No	31	38.71	None	No	0.01	NP (normality)
Lead (mg/L)	BGWC-20	0.001	0.0001	0.015	No	28	92.86	None	No	0.01	NP (NDs)
Lithium (mg/L)	**BGWC-20**	**0.09929**	**0.05951**	**0.04**	**Yes**	**9**	**0**	**None**	**No**	**0.01**	**Param.**
Mercury (mg/L)	BGWC-20	0.0002	0.000066	0.002	No	28	96.43	None	No	0.01	NP (NDs)
Mercury (mg/L)	BGWC-24	0.001059	0.0002585	0.002	No	29	13.79	None	ln(x)	0.01	Param.
Molybdenum (mg/L)	BGWC-20	0.035	0.0136	0.1	No	30	0	None	No	0.01	NP (normality)
Selenium (mg/L)	BGWC-20	0.005	0.0037	0.05	No	28	82.14	None	No	0.01	NP (NDs)
Thallium (mg/L)	BGWC-20	0.001	0.00034	0.002	No	30	80	None	No	0.01	NP (NDs)

FIGURE A.

Sanitas™ v.10.1.06e Software licensed to Groundwater Stats Consulting. UG
Hollow symbols indicate censored values.

Time Series

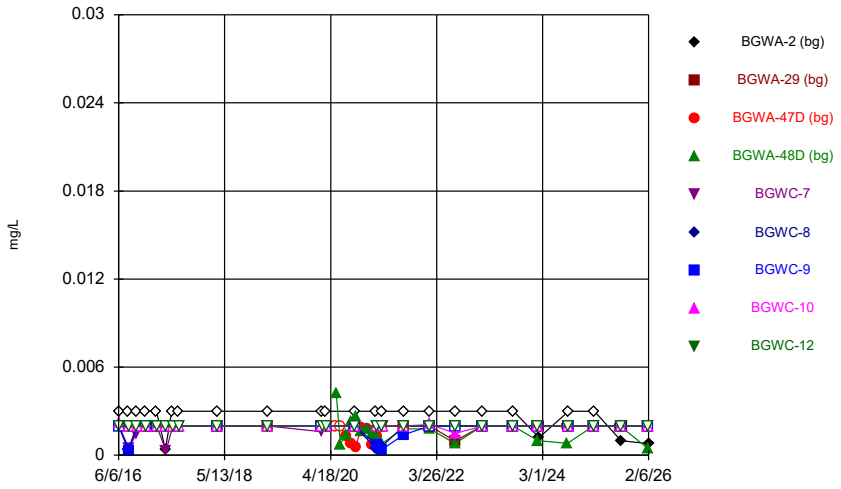

Constituent: Antimony Analysis Run 6/10/2026 3:05 PM
Plant Bowen Client: Southern Company Data: Bowen AP-1

Sanitas™ v.10.1.06e Software licensed to Groundwater Stats Consulting. UG
Hollow symbols indicate censored values.

Time Series

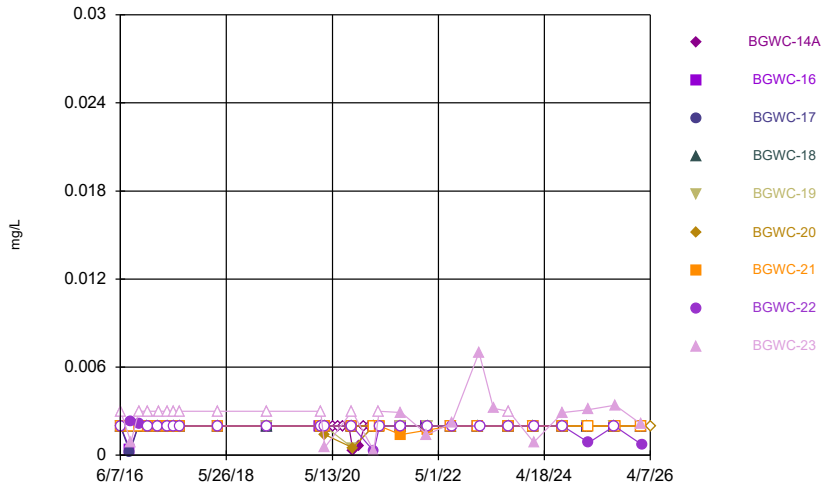

Constituent: Antimony Analysis Run 6/10/2026 3:05 PM
Plant Bowen Client: Southern Company Data: Bowen AP-1

Sanitas™ v.10.1.06e Software licensed to Groundwater Stats Consulting. UG
Hollow symbols indicate censored values.

Time Series

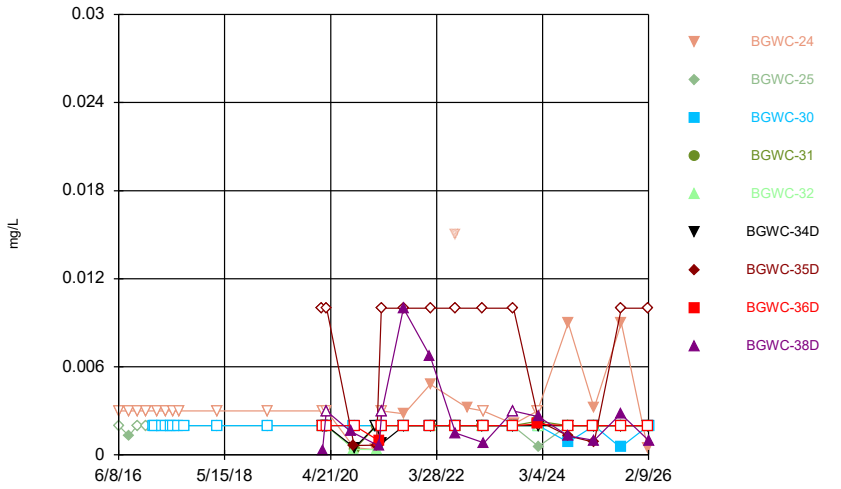

Constituent: Antimony Analysis Run 6/10/2026 3:05 PM
Plant Bowen Client: Southern Company Data: Bowen AP-1

Sanitas™ v.10.1.06e Software licensed to Groundwater Stats Consulting. UG
Hollow symbols indicate censored values.

Time Series

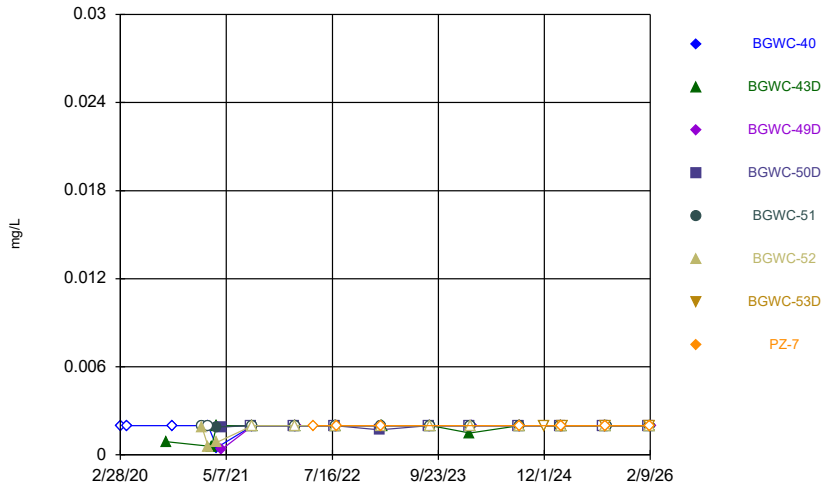

Constituent: Antimony Analysis Run 6/10/2026 3:05 PM
Plant Bowen Client: Southern Company Data: Bowen AP-1

Sanitas™ v.10.1.06e Software licensed to Groundwater Stats Consulting. UG
Hollow symbols indicate censored values.

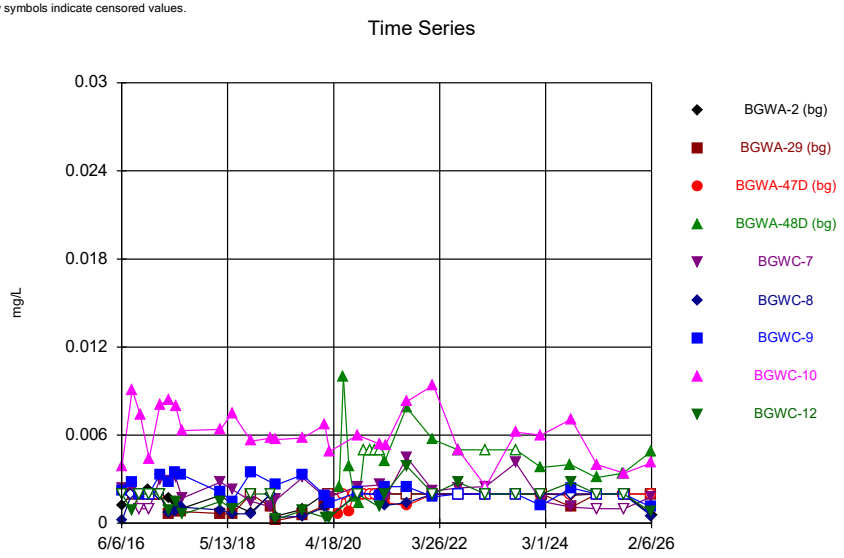

Constituent: Arsenic Analysis Run 6/10/2026 3:05 PM
Plant Bowen Client: Southern Company Data: Bowen AP-1

Sanitas™ v.10.1.06e Software licensed to Groundwater Stats Consulting. UG
Hollow symbols indicate censored values.

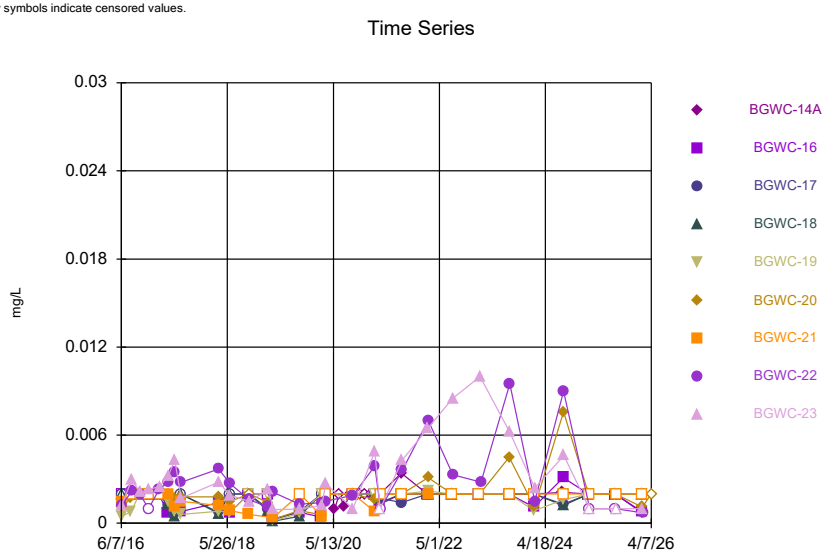

Constituent: Arsenic Analysis Run 6/10/2026 3:05 PM
Plant Bowen Client: Southern Company Data: Bowen AP-1

Sanitas™ v.10.1.06e Software licensed to Groundwater Stats Consulting. UG
Hollow symbols indicate censored values.

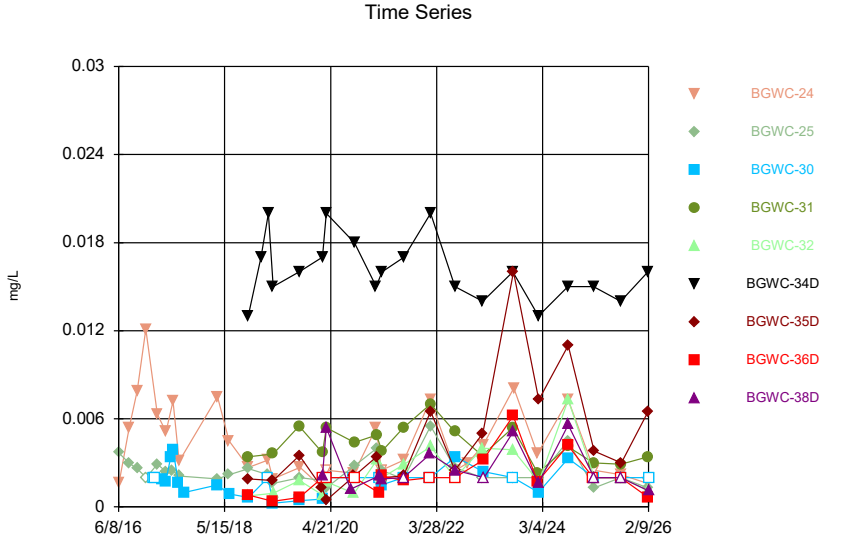

Constituent: Arsenic Analysis Run 6/10/2026 3:05 PM
Plant Bowen Client: Southern Company Data: Bowen AP-1

Sanitas™ v.10.1.06e Software licensed to Groundwater Stats Consulting. UG
Hollow symbols indicate censored values.

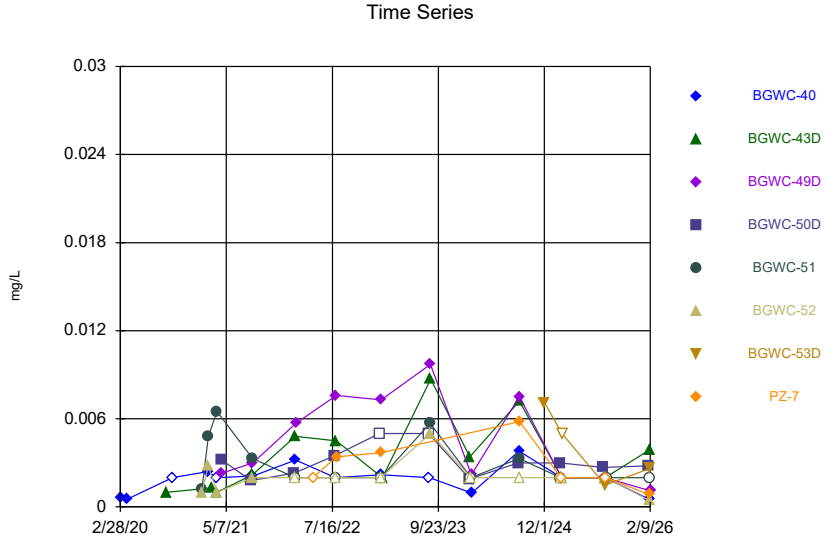

Constituent: Arsenic Analysis Run 6/10/2026 3:05 PM
Plant Bowen Client: Southern Company Data: Bowen AP-1

Sanitas™ v.10.1.06e Software licensed to Groundwater Stats Consulting. UG

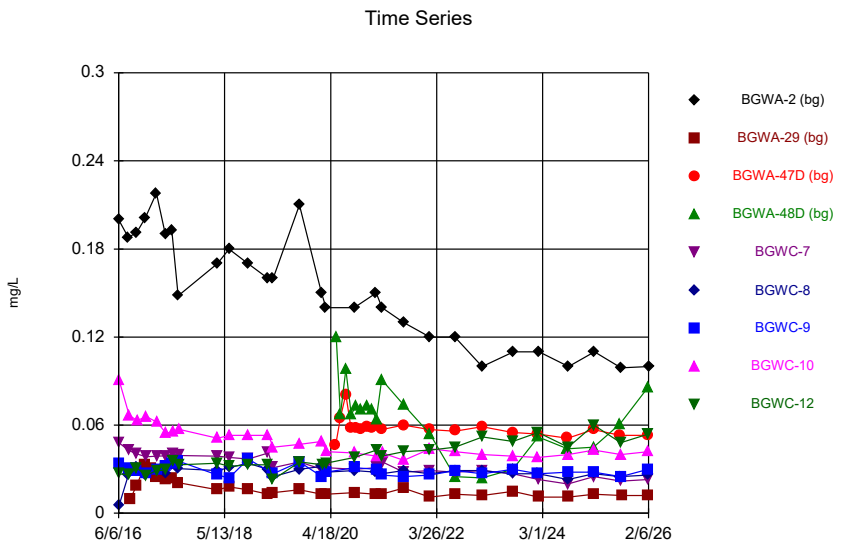

Constituent: Barium Analysis Run 6/10/2026 3:05 PM

Plant Bowen Client: Southern Company Data: Bowen AP-1

Sanitas™ v.10.1.06e Software licensed to Groundwater Stats Consulting. UG

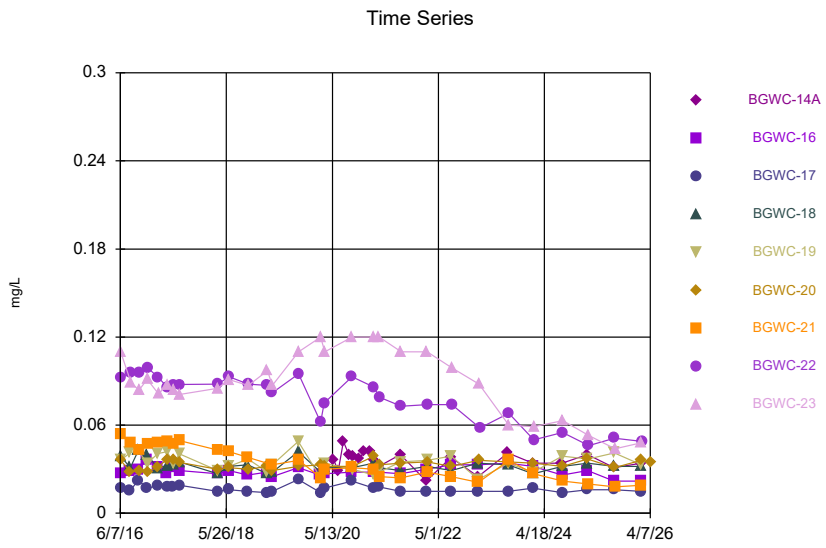

Constituent: Barium Analysis Run 6/10/2026 3:05 PM

Plant Bowen Client: Southern Company Data: Bowen AP-1

Sanitas™ v.10.1.06e Software licensed to Groundwater Stats Consulting. UG

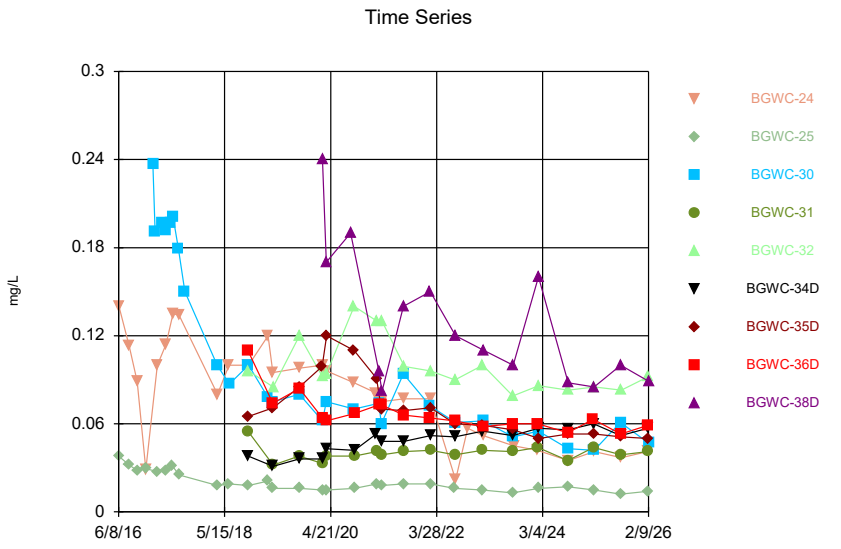

Constituent: Barium Analysis Run 6/10/2026 3:05 PM

Plant Bowen Client: Southern Company Data: Bowen AP-1

Sanitas™ v.10.1.06e Software licensed to Groundwater Stats Consulting. UG

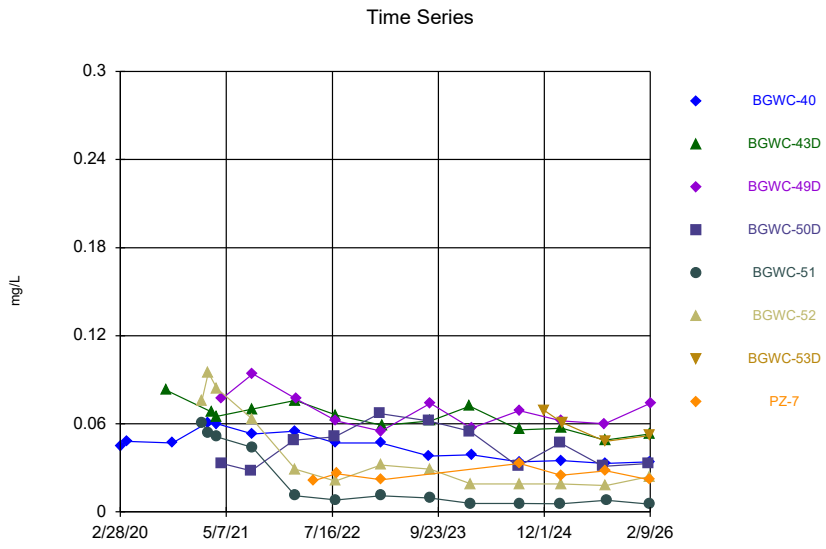

Constituent: Barium Analysis Run 6/10/2026 3:06 PM

Plant Bowen Client: Southern Company Data: Bowen AP-1

Sanitas™ v.10.1.06e Software licensed to Groundwater Stats Consulting. UG
Hollow symbols indicate censored values.

Time Series

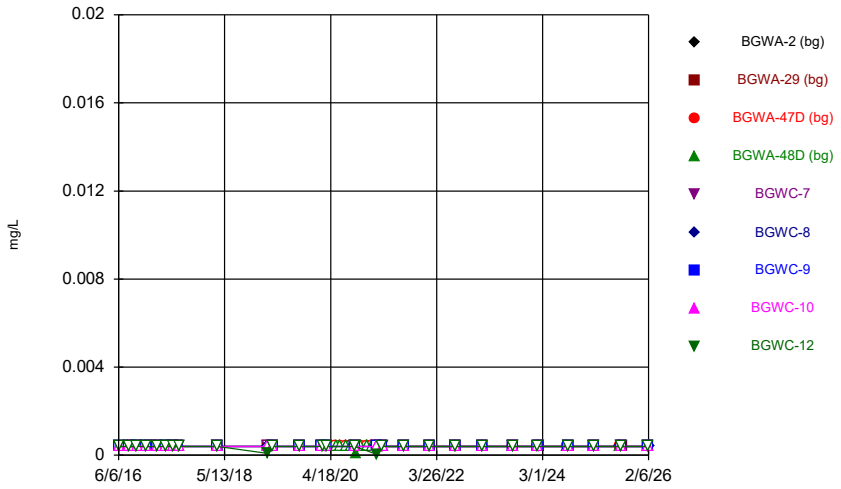

Constituent: Beryllium Analysis Run 6/10/2026 3:06 PM
Plant Bowen Client: Southern Company Data: Bowen AP-1

Sanitas™ v.10.1.06e Software licensed to Groundwater Stats Consulting. UG
Hollow symbols indicate censored values.

Time Series

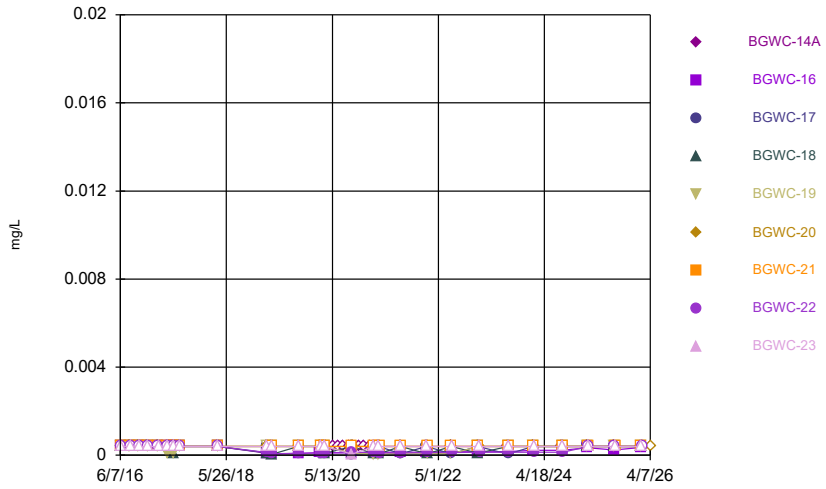

Constituent: Beryllium Analysis Run 6/10/2026 3:06 PM
Plant Bowen Client: Southern Company Data: Bowen AP-1

Sanitas™ v.10.1.06e Software licensed to Groundwater Stats Consulting. UG
Hollow symbols indicate censored values.

Time Series

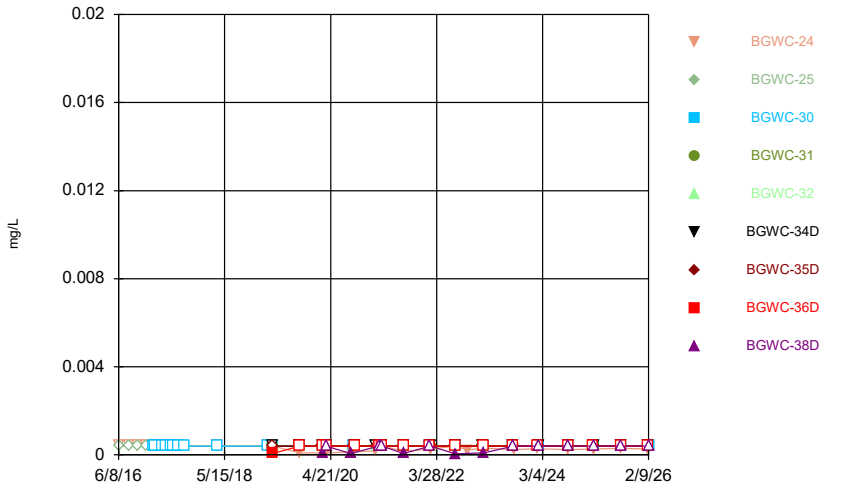

Constituent: Beryllium Analysis Run 6/10/2026 3:06 PM
Plant Bowen Client: Southern Company Data: Bowen AP-1

Sanitas™ v.10.1.06e Software licensed to Groundwater Stats Consulting. UG
Hollow symbols indicate censored values.

Time Series

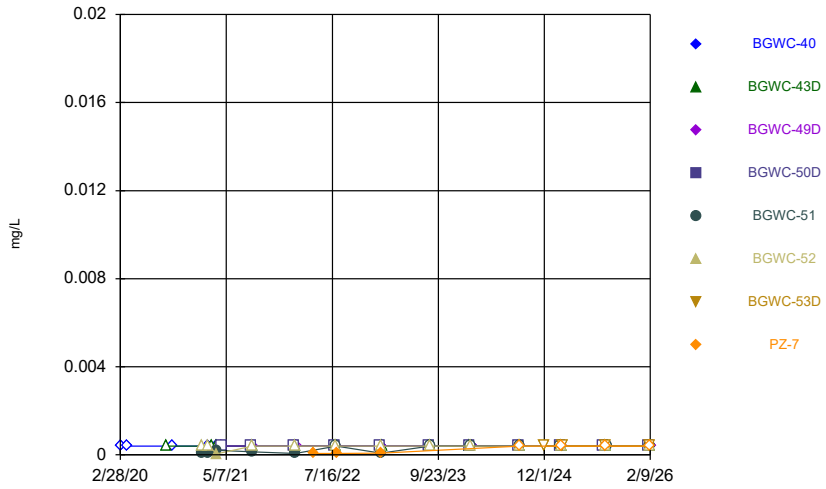

Constituent: Beryllium Analysis Run 6/10/2026 3:06 PM
Plant Bowen Client: Southern Company Data: Bowen AP-1

Sanitas™ v.10.1.06e Software licensed to Groundwater Stats Consulting. UG
Hollow symbols indicate censored values.

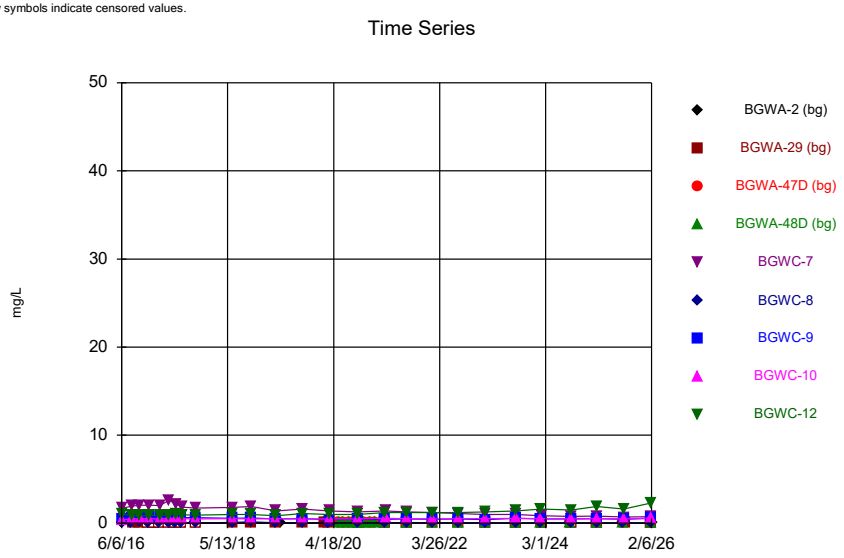

Constituent: Boron Analysis Run 6/10/2026 3:06 PM
Plant Bowen Client: Southern Company Data: Bowen AP-1

Sanitas™ v.10.1.06e Software licensed to Groundwater Stats Consulting. UG

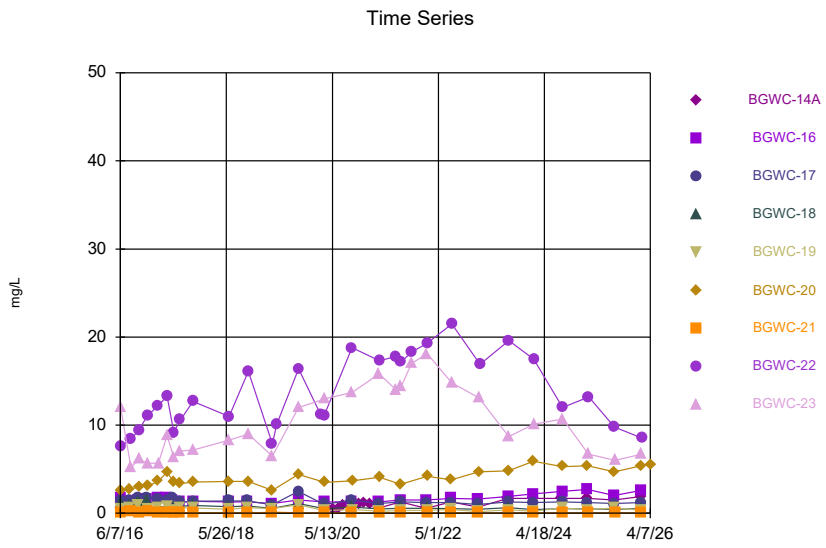

Constituent: Boron Analysis Run 6/10/2026 3:06 PM
Plant Bowen Client: Southern Company Data: Bowen AP-1

Sanitas™ v.10.1.06e Software licensed to Groundwater Stats Consulting. UG

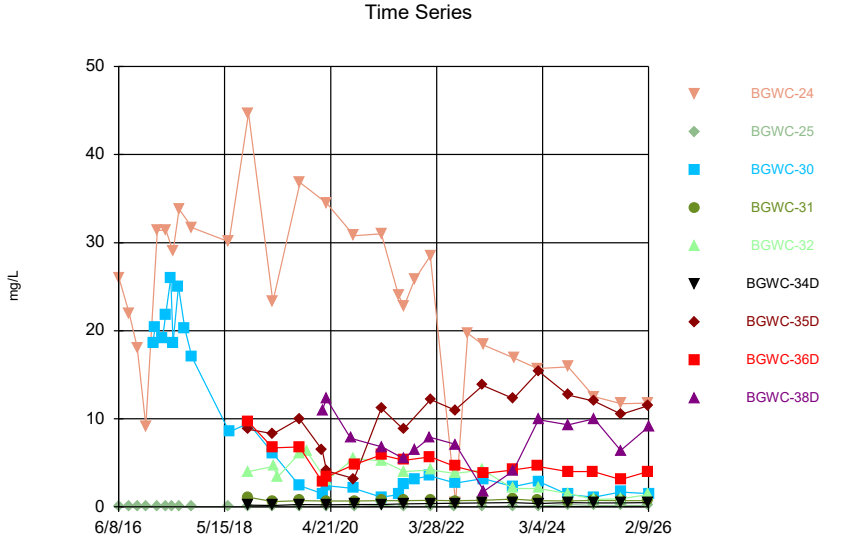

Constituent: Boron Analysis Run 6/10/2026 3:06 PM
Plant Bowen Client: Southern Company Data: Bowen AP-1

Sanitas™ v.10.1.06e Software licensed to Groundwater Stats Consulting. UG

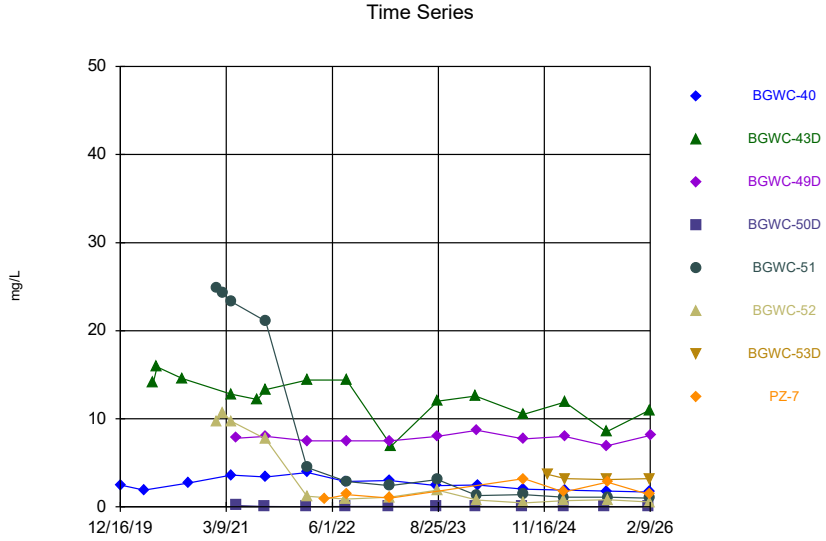

Constituent: Boron Analysis Run 6/10/2026 3:06 PM
Plant Bowen Client: Southern Company Data: Bowen AP-1

Sanitas™ v.10.1.06e Software licensed to Groundwater Stats Consulting. UG
Hollow symbols indicate censored values.

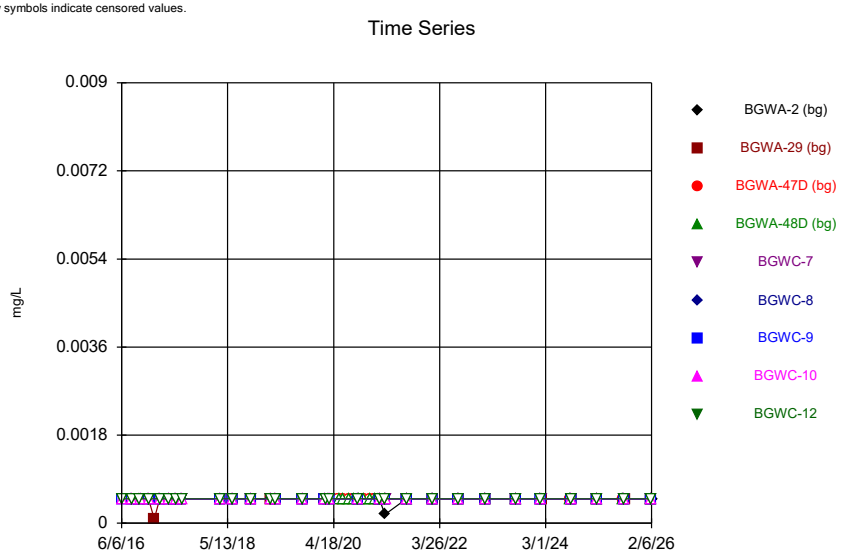

Constituent: Cadmium Analysis Run 6/10/2026 3:06 PM
Plant Bowen Client: Southern Company Data: Bowen AP-1

Sanitas™ v.10.1.06e Software licensed to Groundwater Stats Consulting. UG
Hollow symbols indicate censored values.

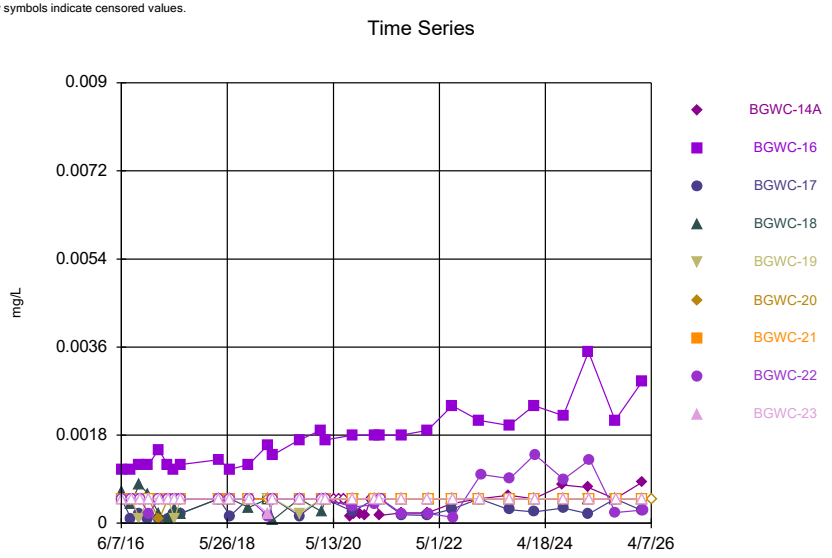

Constituent: Cadmium Analysis Run 6/10/2026 3:06 PM
Plant Bowen Client: Southern Company Data: Bowen AP-1

Sanitas™ v.10.1.06e Software licensed to Groundwater Stats Consulting. UG
Hollow symbols indicate censored values.

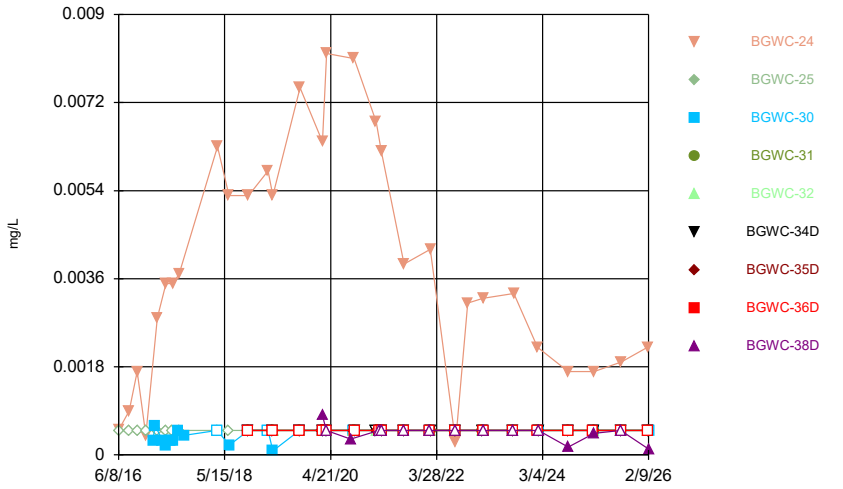

Constituent: Cadmium Analysis Run 6/10/2026 3:06 PM
Plant Bowen Client: Southern Company Data: Bowen AP-1

Sanitas™ v.10.1.06e Software licensed to Groundwater Stats Consulting. UG
Hollow symbols indicate censored values.

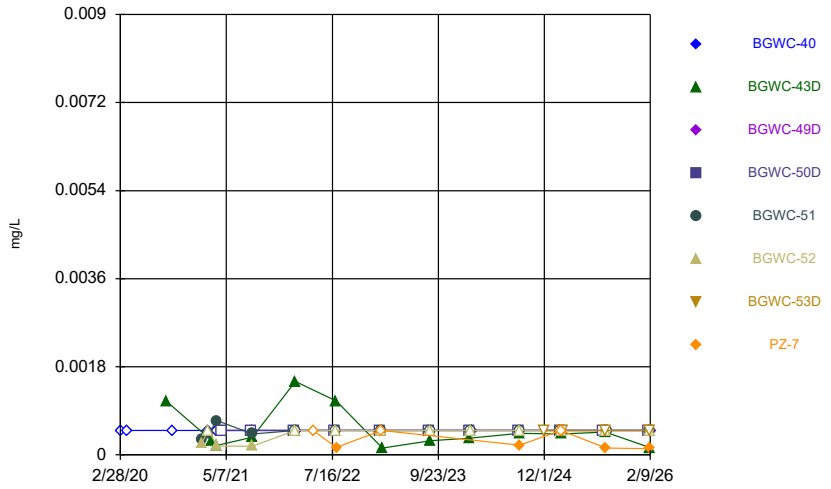

Constituent: Cadmium Analysis Run 6/10/2026 3:06 PM
Plant Bowen Client: Southern Company Data: Bowen AP-1

Sanitas™ v.10.1.06e Software licensed to Groundwater Stats Consulting. UG

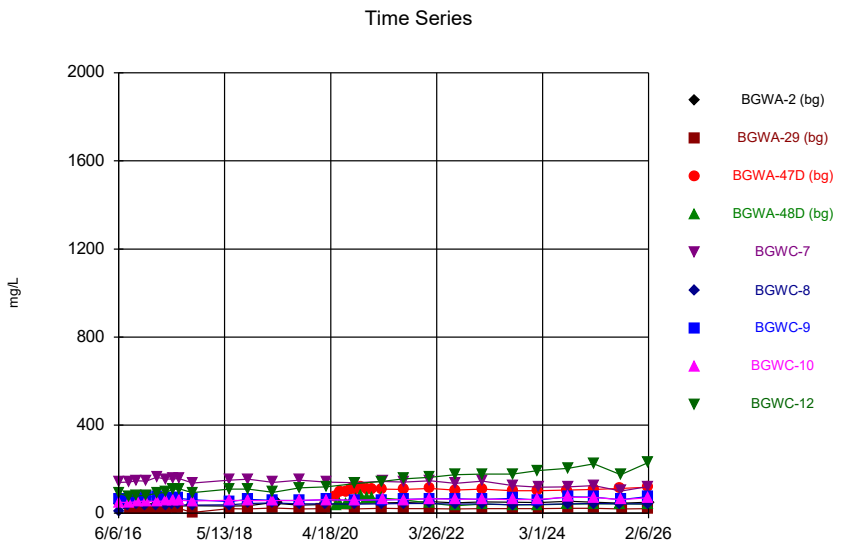

Constituent: Calcium Analysis Run 6/10/2026 3:06 PM

Plant Bowen Client: Southern Company Data: Bowen AP-1

Sanitas™ v.10.1.06e Software licensed to Groundwater Stats Consulting. UG

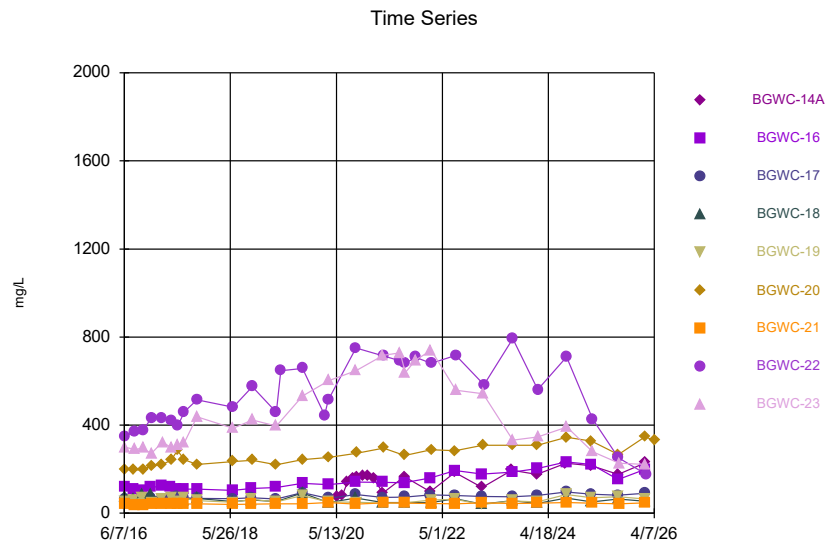

Constituent: Calcium Analysis Run 6/10/2026 3:06 PM

Plant Bowen Client: Southern Company Data: Bowen AP-1

Sanitas™ v.10.1.06e Software licensed to Groundwater Stats Consulting. UG

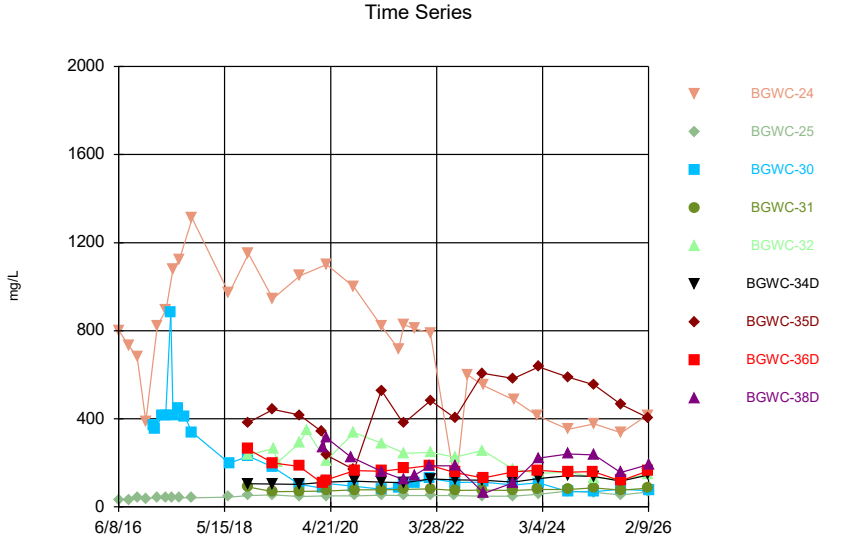

Constituent: Calcium Analysis Run 6/10/2026 3:06 PM

Plant Bowen Client: Southern Company Data: Bowen AP-1

Sanitas™ v.10.1.06e Software licensed to Groundwater Stats Consulting. UG

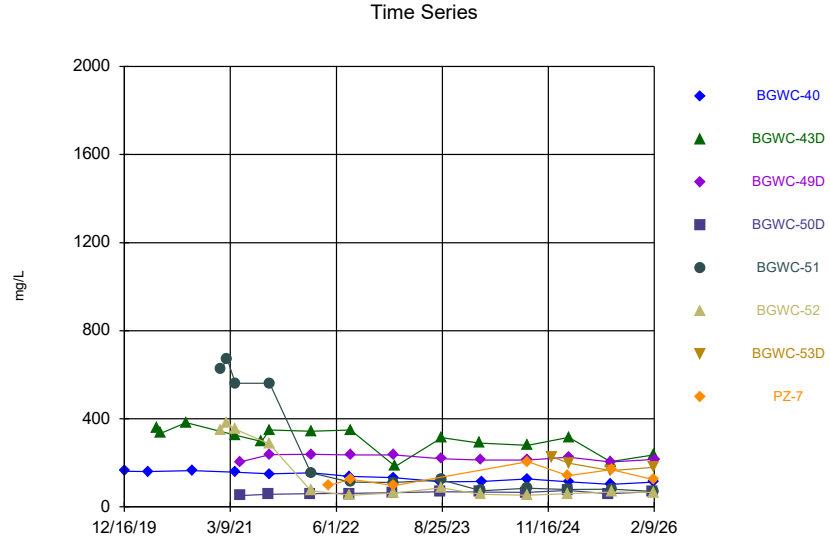

Constituent: Calcium Analysis Run 6/10/2026 3:06 PM

Plant Bowen Client: Southern Company Data: Bowen AP-1

Sanitas™ v.10.1.06e Software licensed to Groundwater Stats Consulting. UG

Time Series

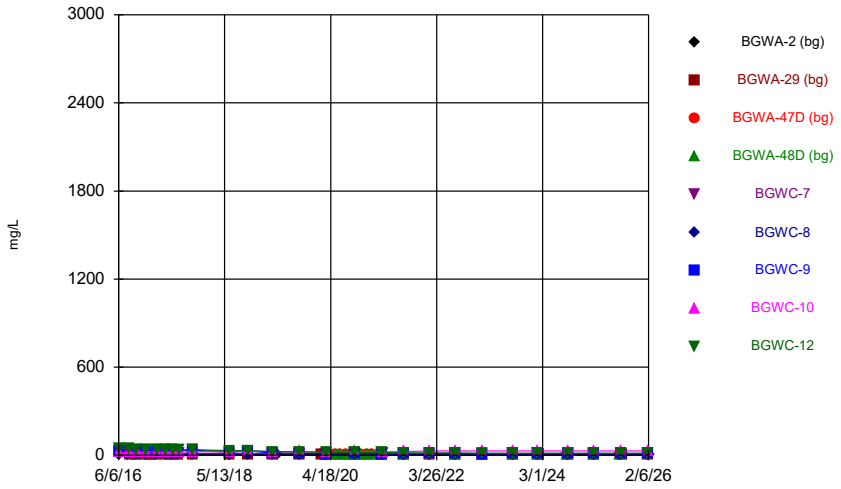

Constituent: Chloride Analysis Run 6/10/2026 3:06 PM

Plant Bowen Client: Southern Company Data: Bowen AP-1

Sanitas™ v.10.1.06e Software licensed to Groundwater Stats Consulting. UG

Hollow symbols indicate censored values.

Time Series

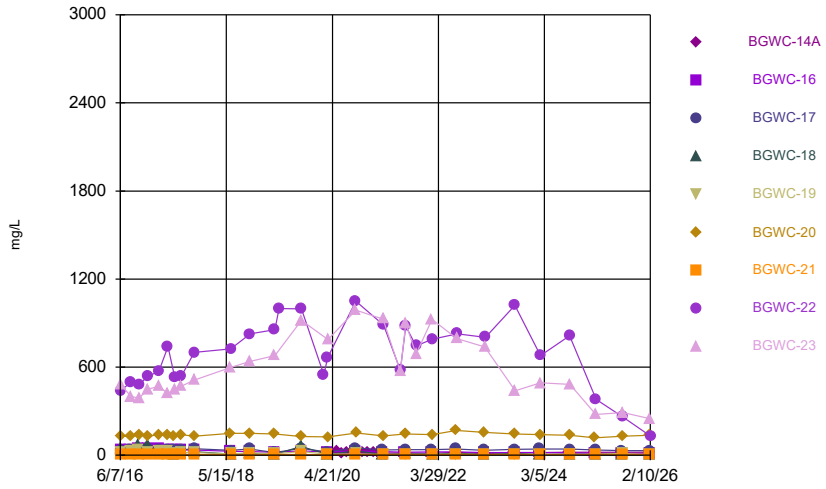

Constituent: Chloride Analysis Run 6/10/2026 3:06 PM

Plant Bowen Client: Southern Company Data: Bowen AP-1

Sanitas™ v.10.1.06e Software licensed to Groundwater Stats Consulting. UG

Time Series

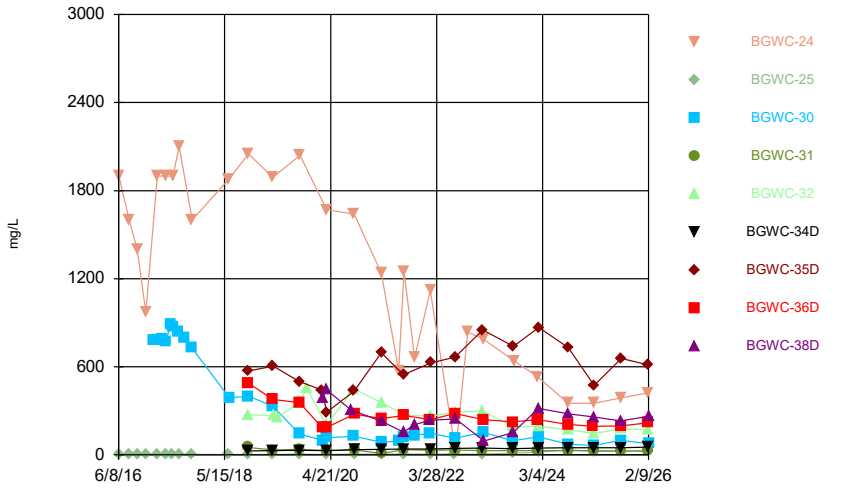

Constituent: Chloride Analysis Run 6/10/2026 3:06 PM

Plant Bowen Client: Southern Company Data: Bowen AP-1

Sanitas™ v.10.1.06e Software licensed to Groundwater Stats Consulting. UG

Time Series

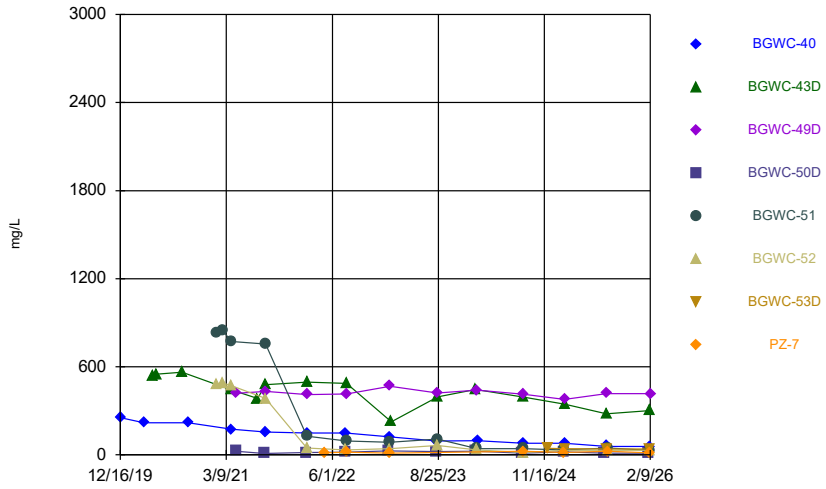

Constituent: Chloride Analysis Run 6/10/2026 3:06 PM

Plant Bowen Client: Southern Company Data: Bowen AP-1

Sanitas™ v.10.1.06e Software licensed to Groundwater Stats Consulting. UG
Hollow symbols indicate censored values.

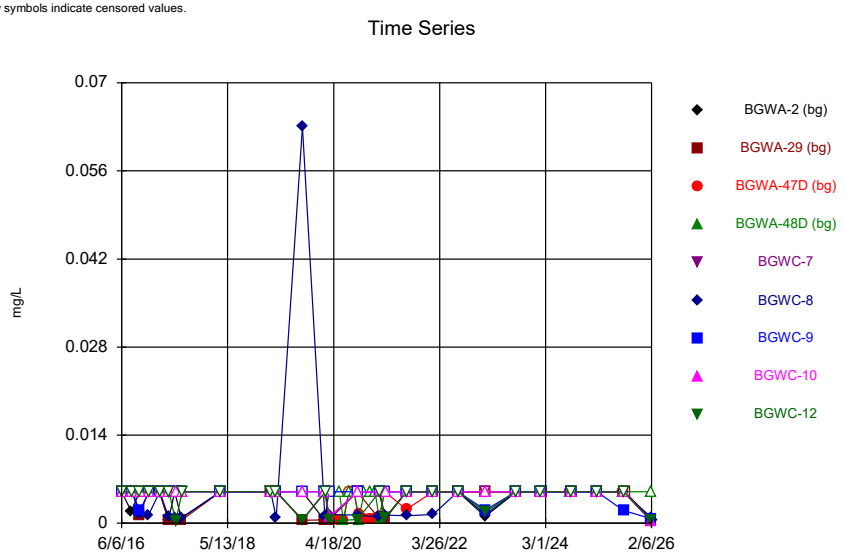

Constituent: Chromium Analysis Run 6/10/2026 3:06 PM
Plant Bowen Client: Southern Company Data: Bowen AP-1

Sanitas™ v.10.1.06e Software licensed to Groundwater Stats Consulting. UG
Hollow symbols indicate censored values.

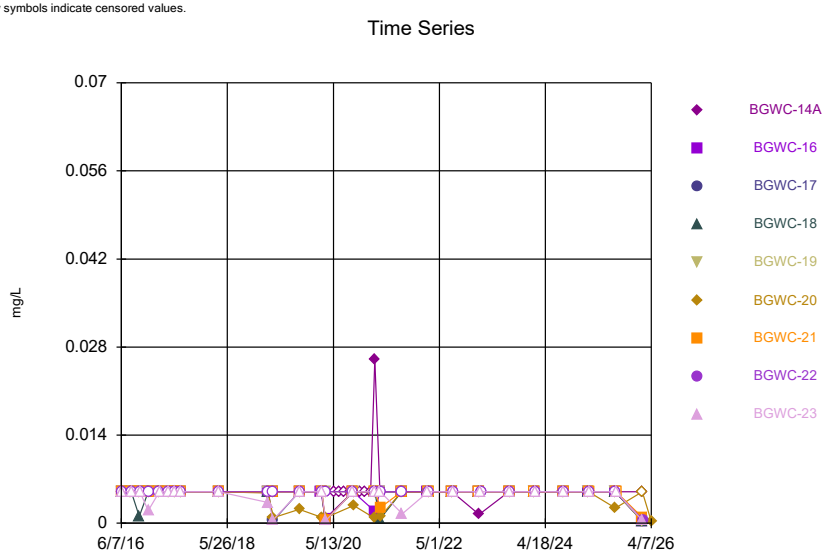

Constituent: Chromium Analysis Run 6/10/2026 3:06 PM
Plant Bowen Client: Southern Company Data: Bowen AP-1

Sanitas™ v.10.1.06e Software licensed to Groundwater Stats Consulting. UG
Hollow symbols indicate censored values.

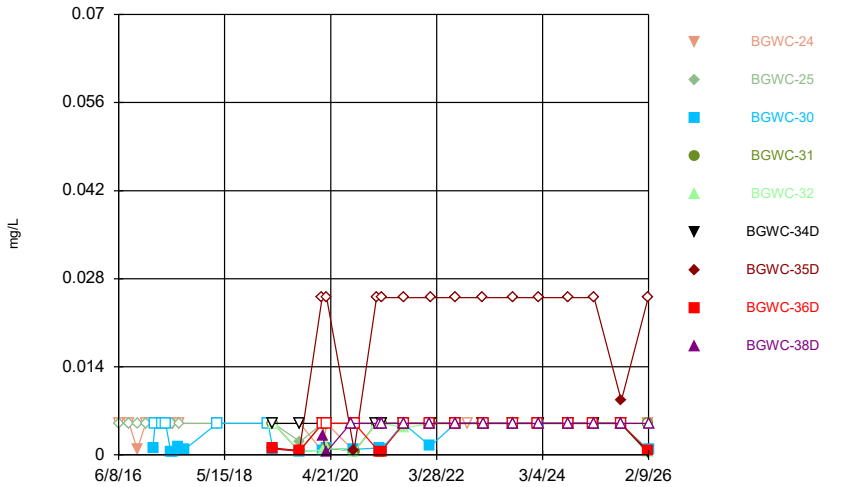

Constituent: Chromium Analysis Run 6/10/2026 3:06 PM
Plant Bowen Client: Southern Company Data: Bowen AP-1

Sanitas™ v.10.1.06e Software licensed to Groundwater Stats Consulting. UG
Hollow symbols indicate censored values.

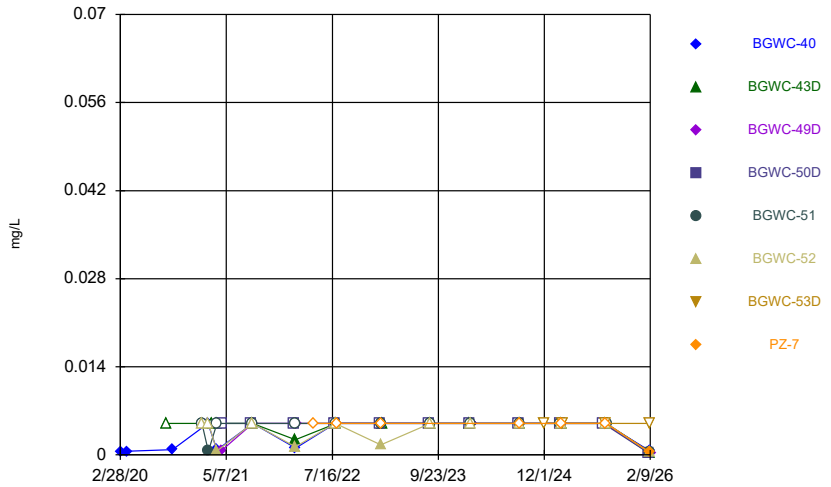

Constituent: Chromium Analysis Run 6/10/2026 3:06 PM
Plant Bowen Client: Southern Company Data: Bowen AP-1

Sanitas™ v.10.1.06e Software licensed to Groundwater Stats Consulting. UG
Hollow symbols indicate censored values.

Time Series

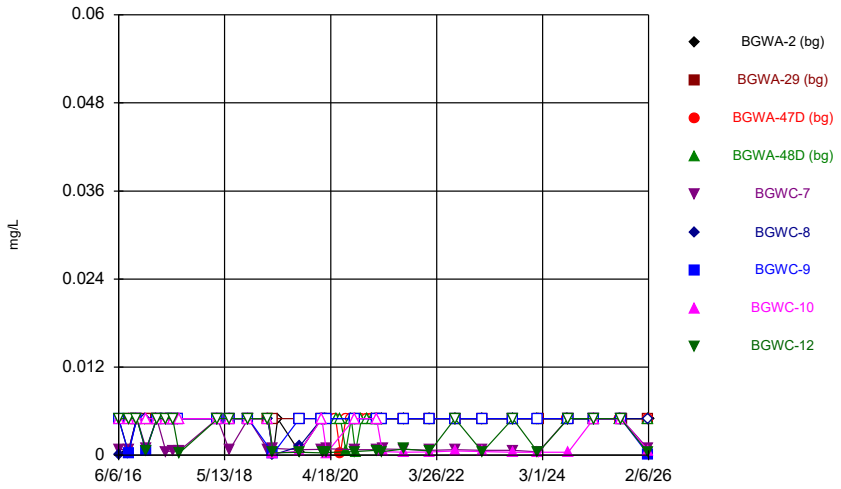

Constituent: Cobalt Analysis Run 6/10/2026 3:06 PM
Plant Bowen Client: Southern Company Data: Bowen AP-1

Sanitas™ v.10.1.06e Software licensed to Groundwater Stats Consulting. UG
Hollow symbols indicate censored values.

Time Series

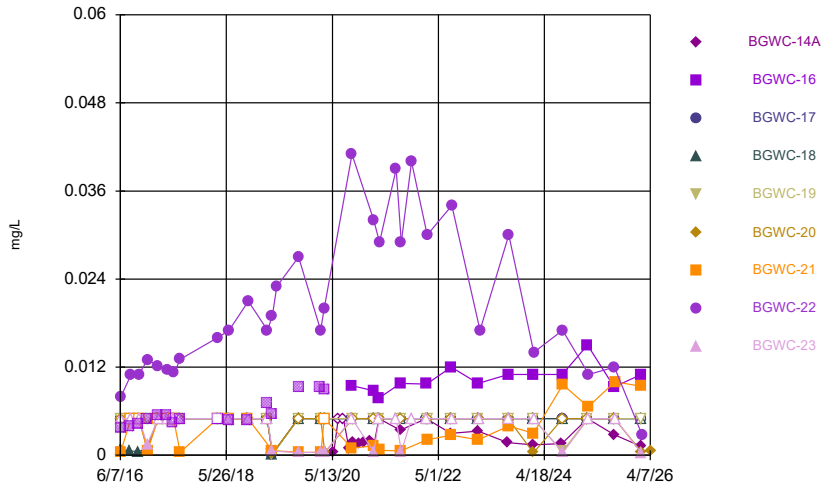

Constituent: Cobalt Analysis Run 6/10/2026 3:06 PM
Plant Bowen Client: Southern Company Data: Bowen AP-1

Sanitas™ v.10.1.06e Software licensed to Groundwater Stats Consulting. UG
Hollow symbols indicate censored values.

Time Series

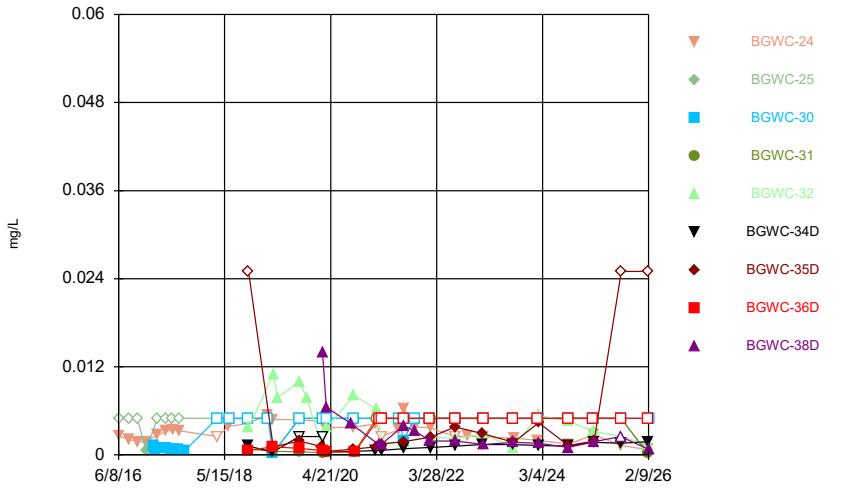

Constituent: Cobalt Analysis Run 6/10/2026 3:06 PM
Plant Bowen Client: Southern Company Data: Bowen AP-1

Sanitas™ v.10.1.06e Software licensed to Groundwater Stats Consulting. UG
Hollow symbols indicate censored values.

Time Series

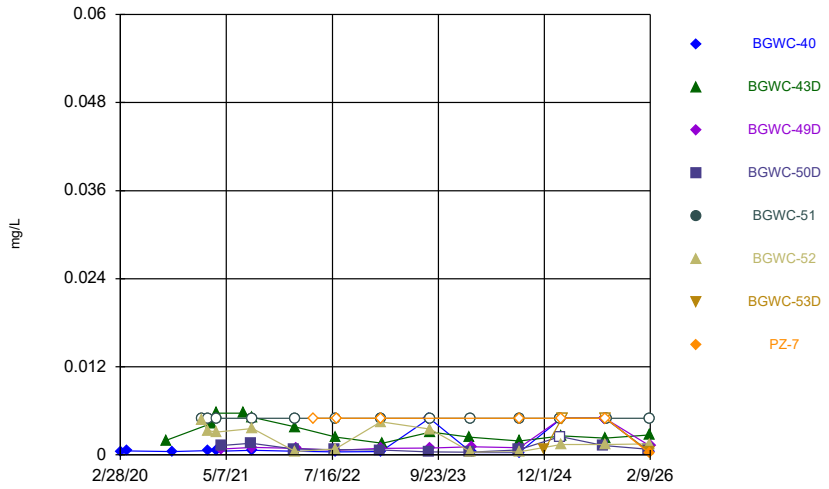

Constituent: Cobalt Analysis Run 6/10/2026 3:06 PM
Plant Bowen Client: Southern Company Data: Bowen AP-1

Sanitas™ v.10.1.06e Software licensed to Groundwater Stats Consulting. UG

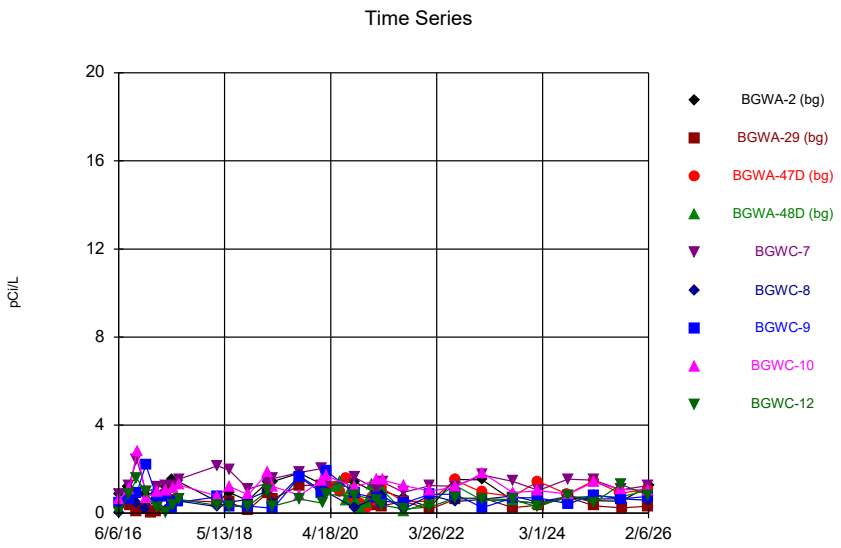

Constituent: Combined Radium 226 + 228 Analysis Run 6/10/2026 3:06 PM

Plant Bowen Client: Southern Company Data: Bowen AP-1

Sanitas™ v.10.1.06e Software licensed to Groundwater Stats Consulting. UG

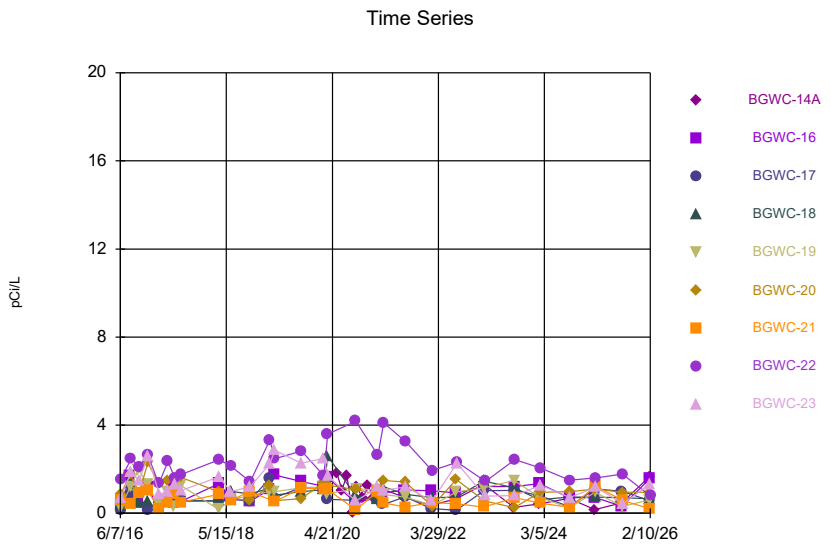

Constituent: Combined Radium 226 + 228 Analysis Run 6/10/2026 3:06 PM

Plant Bowen Client: Southern Company Data: Bowen AP-1

Sanitas™ v.10.1.06e Software licensed to Groundwater Stats Consulting. UG

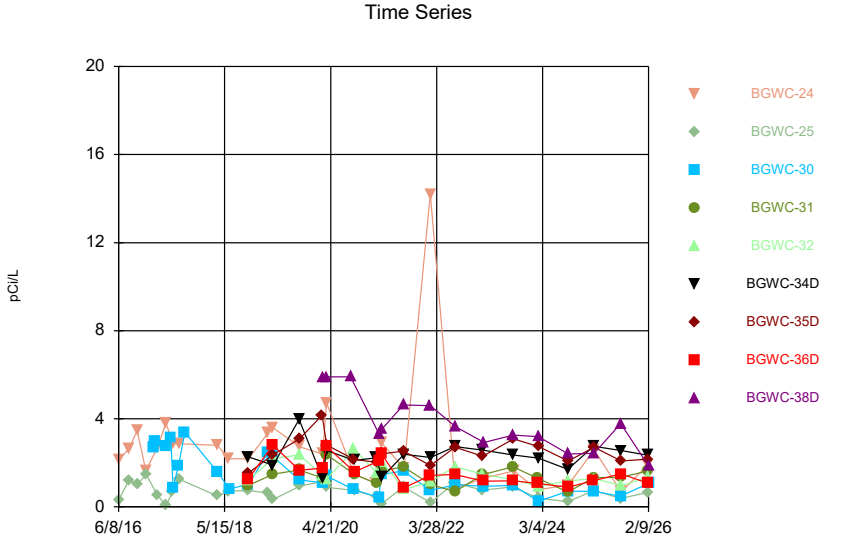

Constituent: Combined Radium 226 + 228 Analysis Run 6/10/2026 3:06 PM

Plant Bowen Client: Southern Company Data: Bowen AP-1

Sanitas™ v.10.1.06e Software licensed to Groundwater Stats Consulting. UG

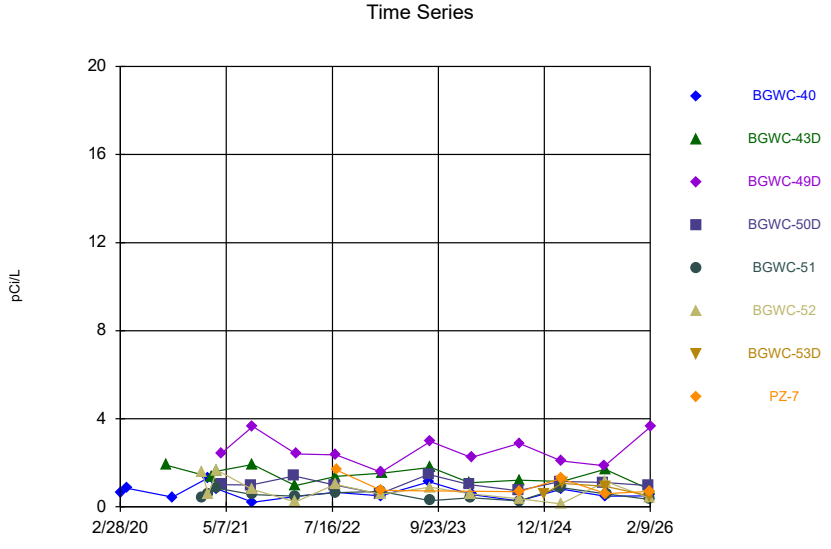

Constituent: Combined Radium 226 + 228 Analysis Run 6/10/2026 3:06 PM

Plant Bowen Client: Southern Company Data: Bowen AP-1

Sanitas™ v.10.1.06e Software licensed to Groundwater Stats Consulting. UG
Hollow symbols indicate censored values.

Time Series

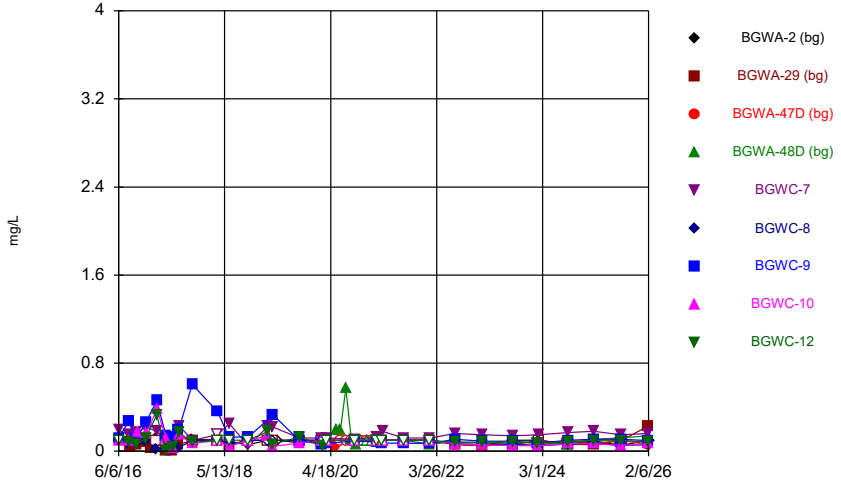

Constituent: Fluoride Analysis Run 6/10/2026 3:06 PM
Plant Bowen Client: Southern Company Data: Bowen AP-1

Sanitas™ v.10.1.06e Software licensed to Groundwater Stats Consulting. UG
Hollow symbols indicate censored values.

Time Series

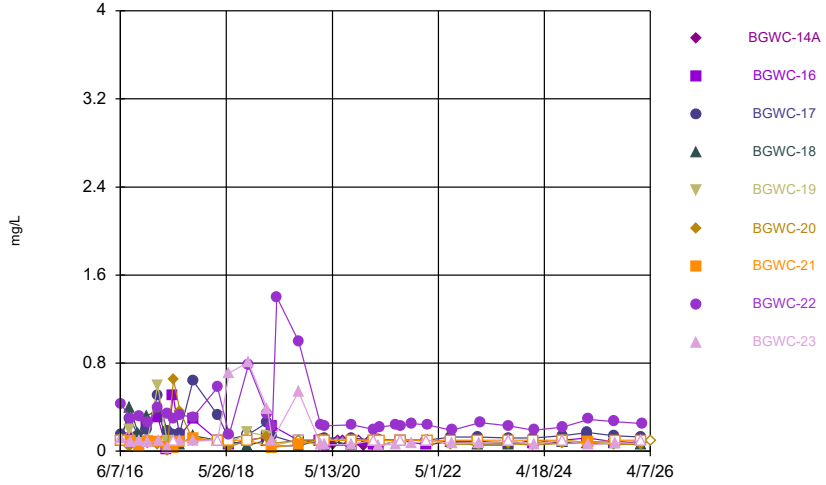

Constituent: Fluoride Analysis Run 6/10/2026 3:06 PM
Plant Bowen Client: Southern Company Data: Bowen AP-1

Sanitas™ v.10.1.06e Software licensed to Groundwater Stats Consulting. UG
Hollow symbols indicate censored values.

Time Series

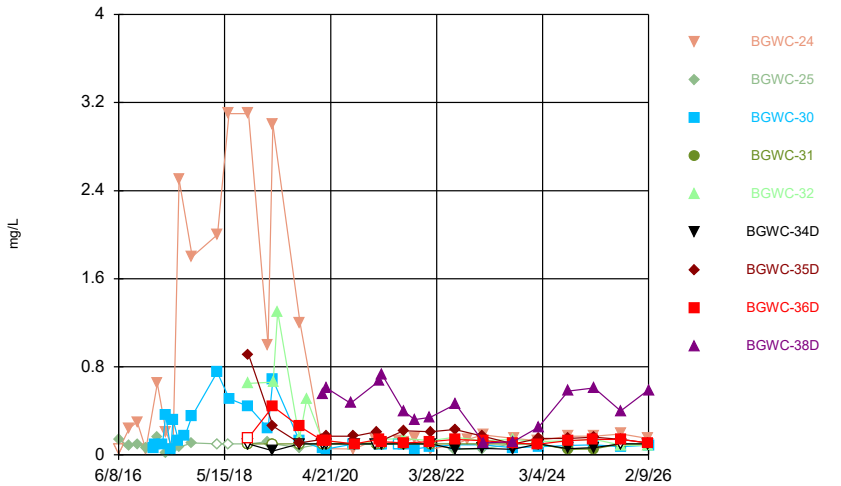

Constituent: Fluoride Analysis Run 6/10/2026 3:06 PM
Plant Bowen Client: Southern Company Data: Bowen AP-1

Sanitas™ v.10.1.06e Software licensed to Groundwater Stats Consulting. UG
Hollow symbols indicate censored values.

Time Series

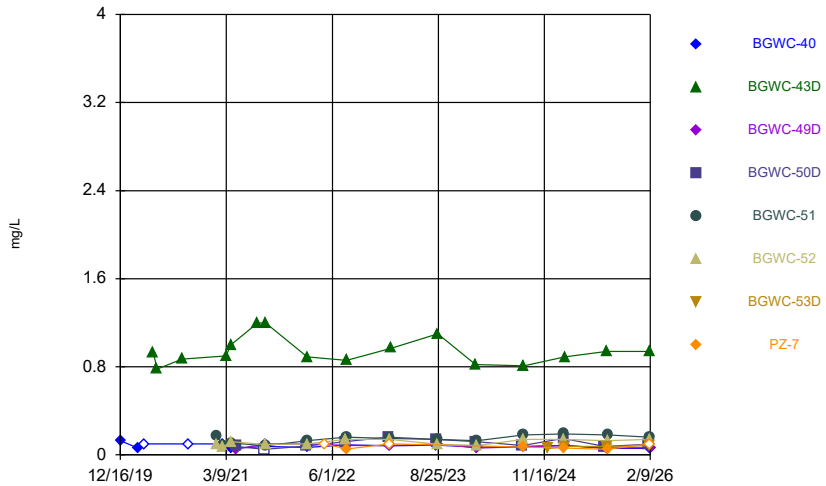

Constituent: Fluoride Analysis Run 6/10/2026 3:06 PM
Plant Bowen Client: Southern Company Data: Bowen AP-1

Sanitas™ v.10.1.06e Software licensed to Groundwater Stats Consulting. UG
Hollow symbols indicate censored values.

Time Series

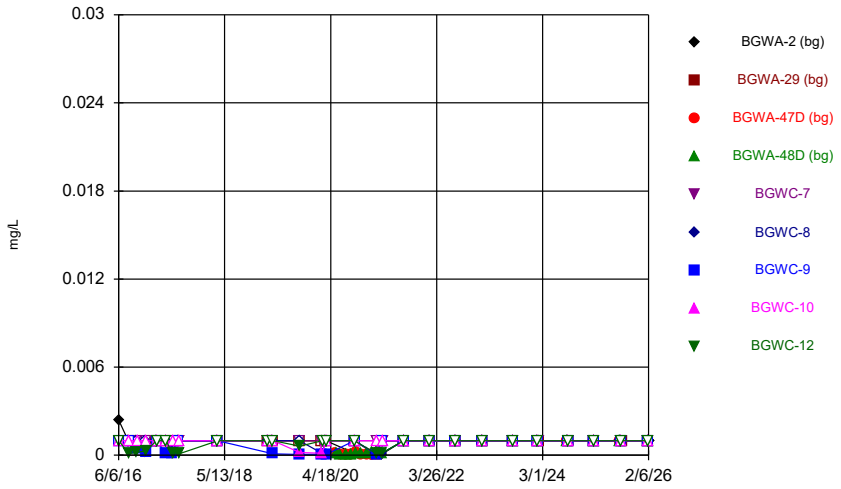

Constituent: Lead Analysis Run 6/10/2026 3:06 PM
Plant Bowen Client: Southern Company Data: Bowen AP-1

Sanitas™ v.10.1.06e Software licensed to Groundwater Stats Consulting. UG
Hollow symbols indicate censored values.

Time Series

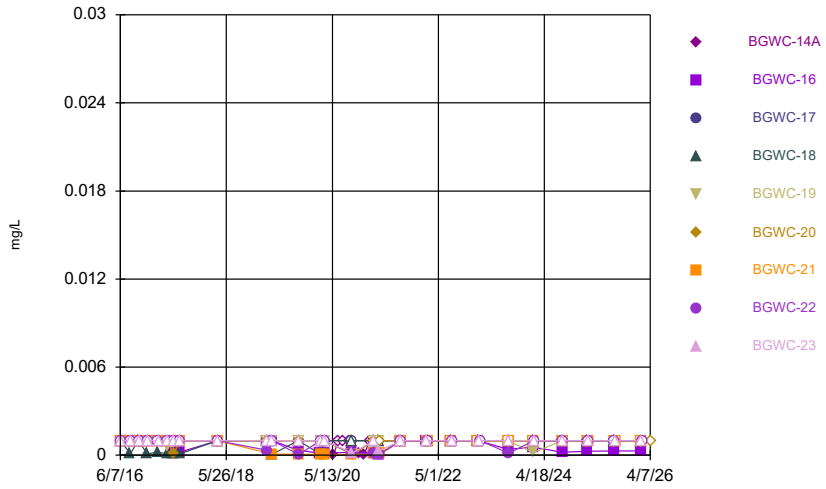

Constituent: Lead Analysis Run 6/10/2026 3:06 PM
Plant Bowen Client: Southern Company Data: Bowen AP-1

Sanitas™ v.10.1.06e Software licensed to Groundwater Stats Consulting. UG
Hollow symbols indicate censored values.

Time Series

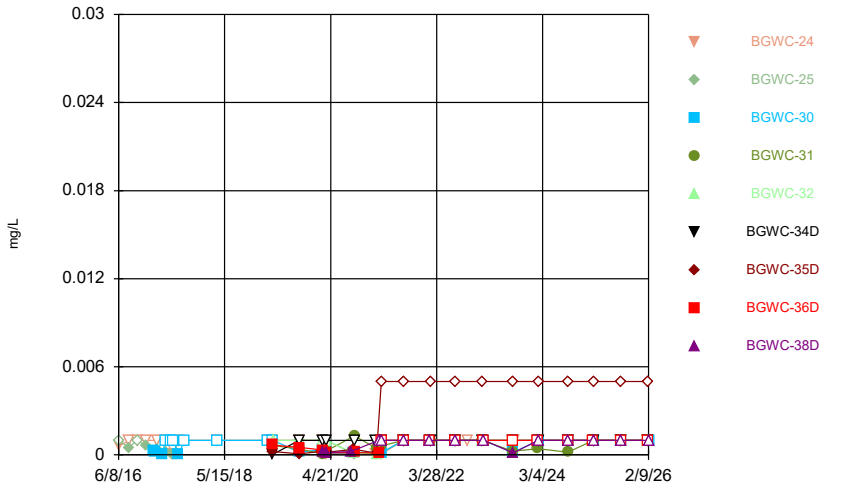

Constituent: Lead Analysis Run 6/10/2026 3:06 PM
Plant Bowen Client: Southern Company Data: Bowen AP-1

Sanitas™ v.10.1.06e Software licensed to Groundwater Stats Consulting. UG
Hollow symbols indicate censored values.

Time Series

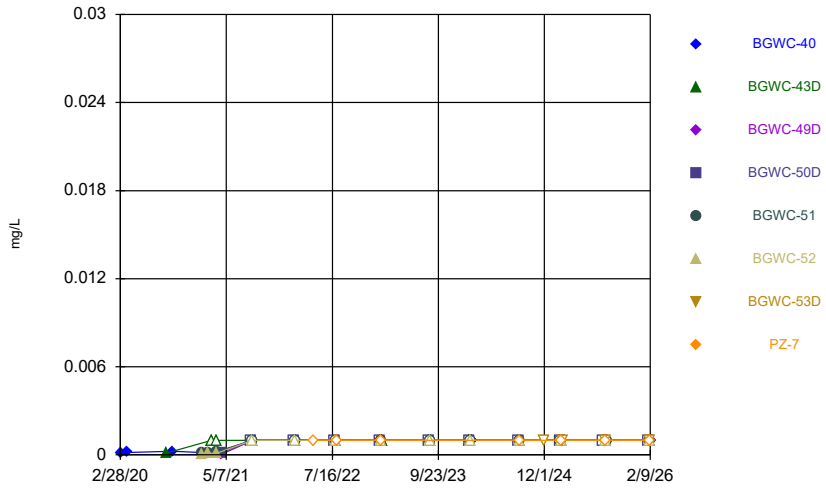

Constituent: Lead Analysis Run 6/10/2026 3:06 PM
Plant Bowen Client: Southern Company Data: Bowen AP-1

Sanitas™ v.10.1.06e Software licensed to Groundwater Stats Consulting. UG
Hollow symbols indicate censored values.

Time Series

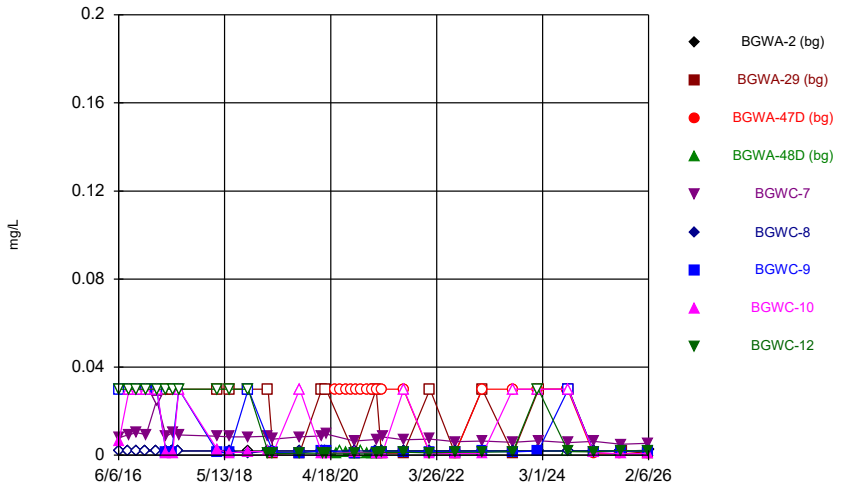

Constituent: Lithium Analysis Run 6/10/2026 3:06 PM
Plant Bowen Client: Southern Company Data: Bowen AP-1

Sanitas™ v.10.1.06e Software licensed to Groundwater Stats Consulting. UG
Hollow symbols indicate censored values.

Time Series

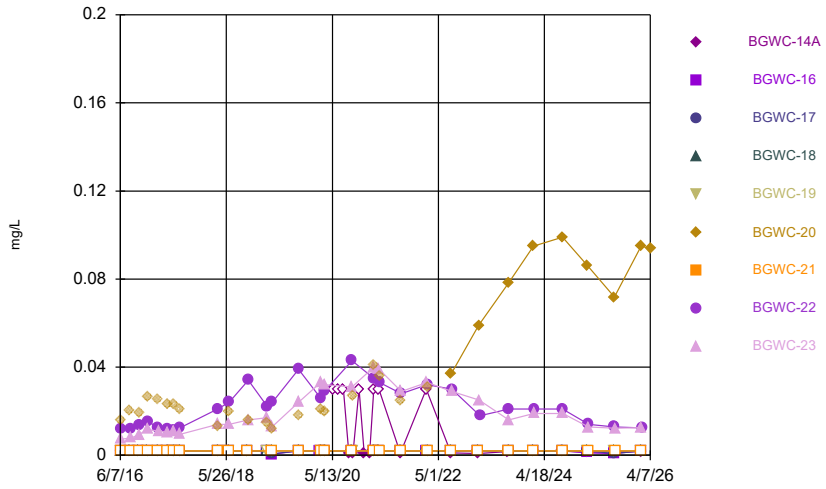

Constituent: Lithium Analysis Run 6/10/2026 3:06 PM
Plant Bowen Client: Southern Company Data: Bowen AP-1

Sanitas™ v.10.1.06e Software licensed to Groundwater Stats Consulting. UG
Hollow symbols indicate censored values.

Time Series

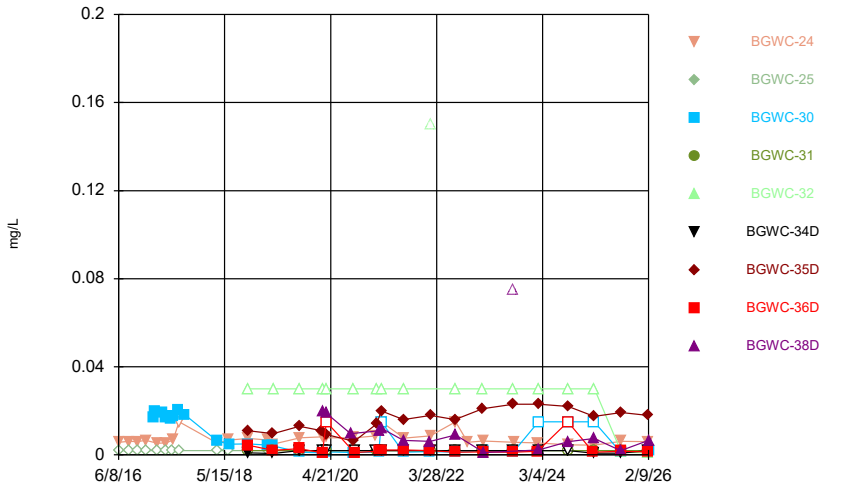

Constituent: Lithium Analysis Run 6/10/2026 3:06 PM
Plant Bowen Client: Southern Company Data: Bowen AP-1

Sanitas™ v.10.1.06e Software licensed to Groundwater Stats Consulting. UG
Hollow symbols indicate censored values.

Time Series

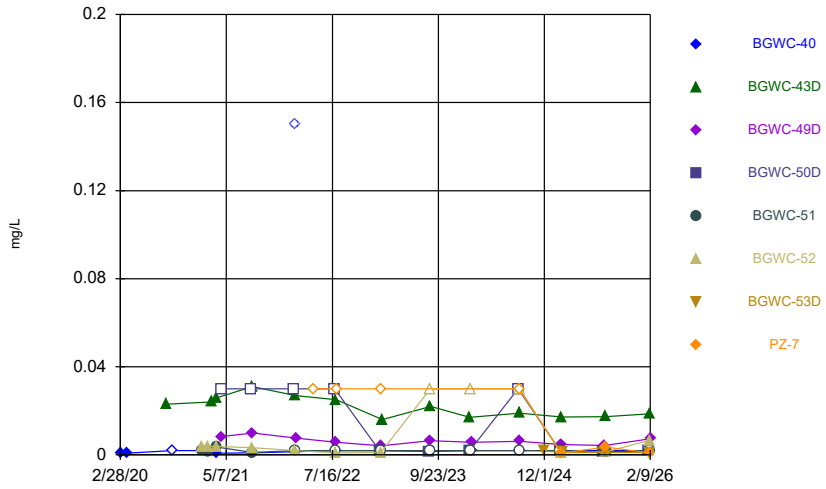

Constituent: Lithium Analysis Run 6/10/2026 3:06 PM
Plant Bowen Client: Southern Company Data: Bowen AP-1

Sanitas™ v.10.1.06e Software licensed to Groundwater Stats Consulting. UG
Hollow symbols indicate censored values.

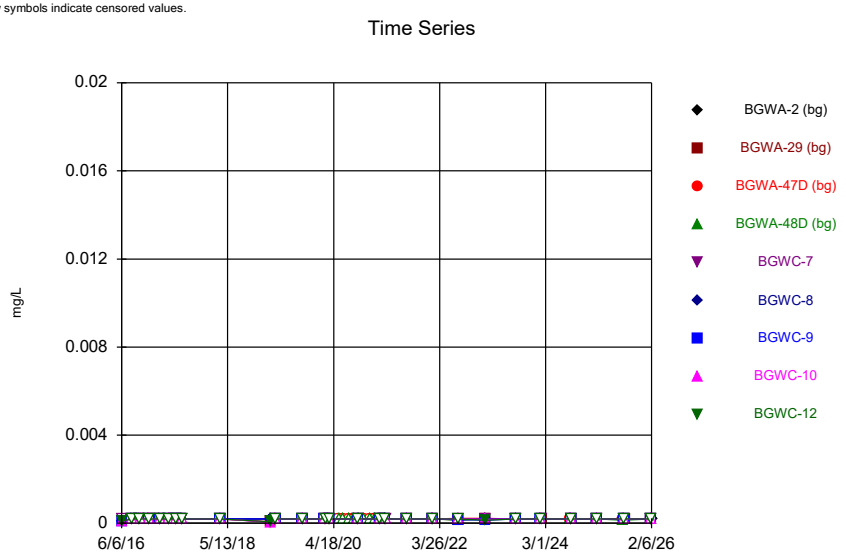

Constituent: Mercury Analysis Run 6/10/2026 3:06 PM
Plant Bowen Client: Southern Company Data: Bowen AP-1

Sanitas™ v.10.1.06e Software licensed to Groundwater Stats Consulting. UG
Hollow symbols indicate censored values.

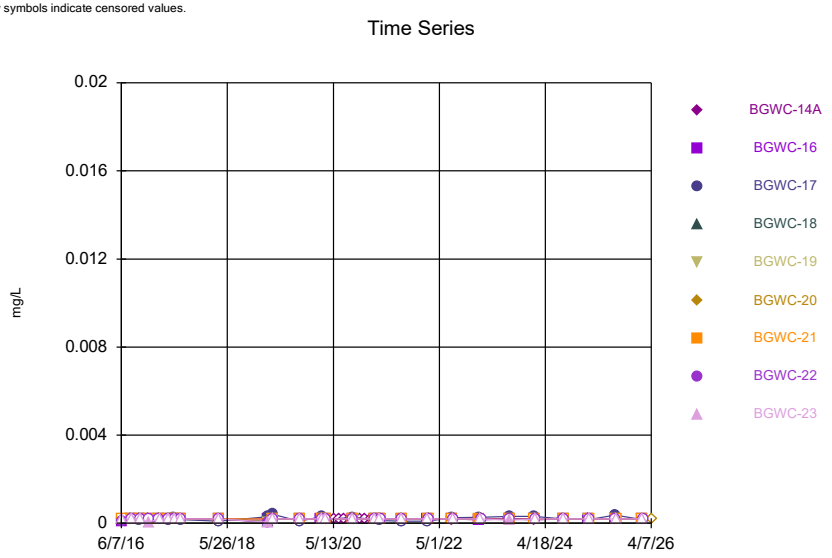

Constituent: Mercury Analysis Run 6/10/2026 3:07 PM
Plant Bowen Client: Southern Company Data: Bowen AP-1

Sanitas™ v.10.1.06e Software licensed to Groundwater Stats Consulting. UG
Hollow symbols indicate censored values.

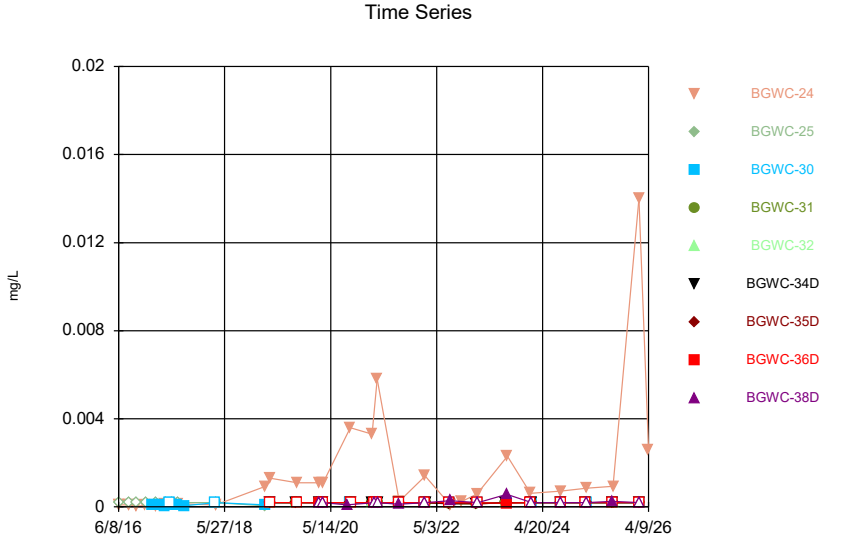

Constituent: Mercury Analysis Run 6/10/2026 3:07 PM
Plant Bowen Client: Southern Company Data: Bowen AP-1

Sanitas™ v.10.1.06e Software licensed to Groundwater Stats Consulting. UG
Hollow symbols indicate censored values.

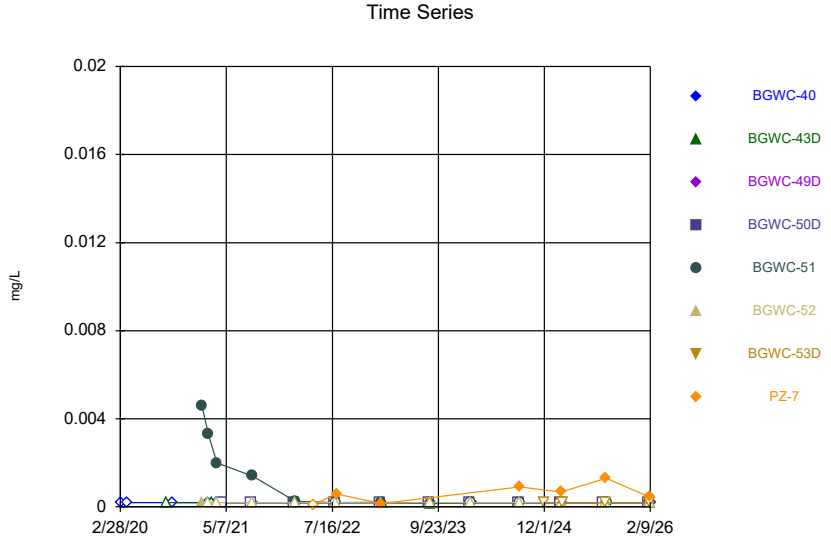

Constituent: Mercury Analysis Run 6/10/2026 3:07 PM
Plant Bowen Client: Southern Company Data: Bowen AP-1

Sanitas™ v.10.1.06e Software licensed to Groundwater Stats Consulting. UG
Hollow symbols indicate censored values.

Time Series

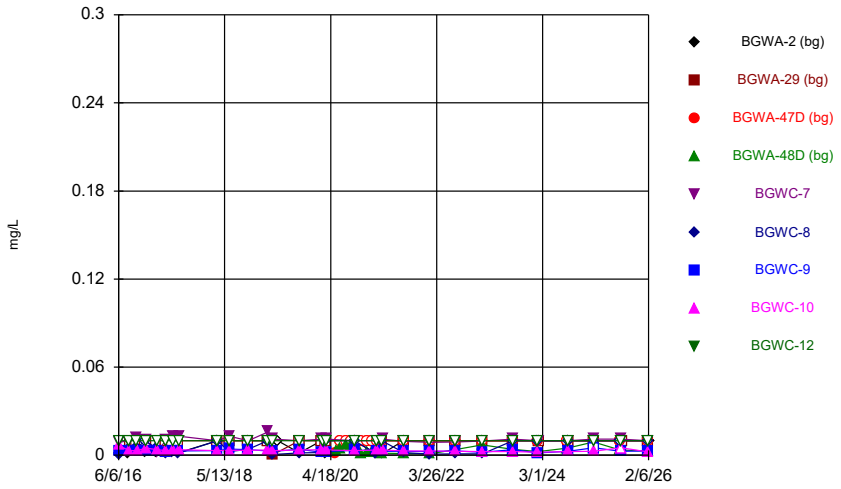

Constituent: Molybdenum Analysis Run 6/10/2026 3:07 PM
Plant Bowen Client: Southern Company Data: Bowen AP-1

Sanitas™ v.10.1.06e Software licensed to Groundwater Stats Consulting. UG
Hollow symbols indicate censored values.

Time Series

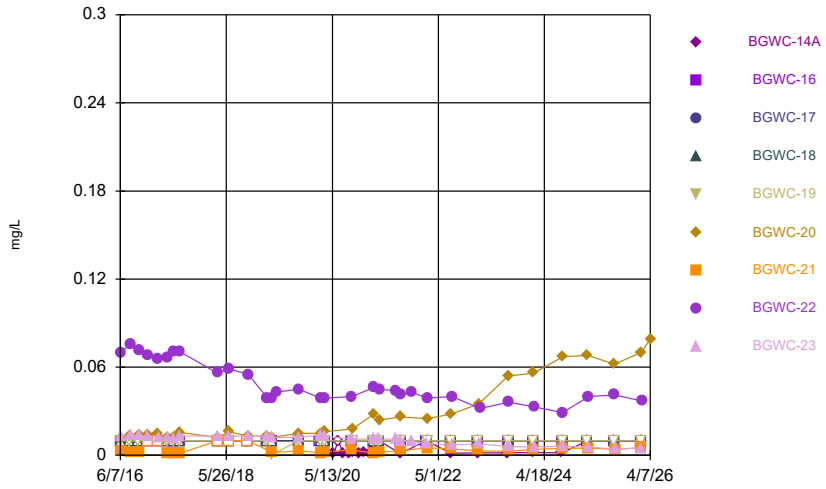

Constituent: Molybdenum Analysis Run 6/10/2026 3:07 PM
Plant Bowen Client: Southern Company Data: Bowen AP-1

Sanitas™ v.10.1.06e Software licensed to Groundwater Stats Consulting. UG
Hollow symbols indicate censored values.

Time Series

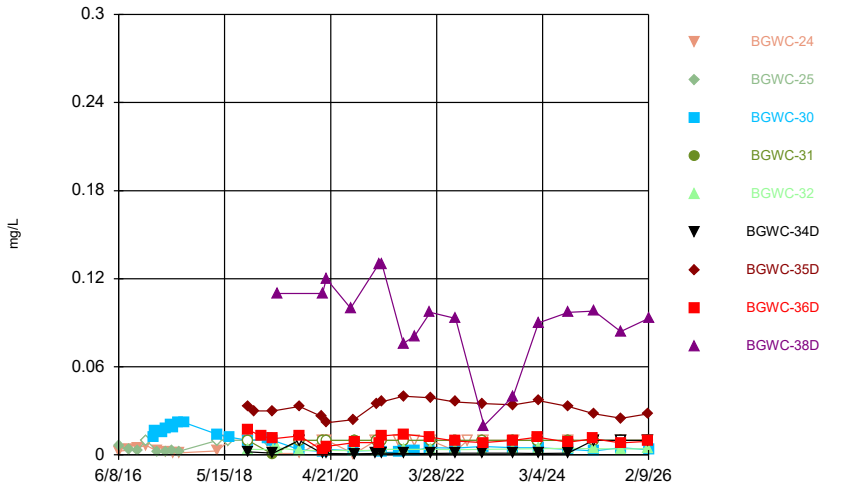

Constituent: Molybdenum Analysis Run 6/10/2026 3:07 PM
Plant Bowen Client: Southern Company Data: Bowen AP-1

Sanitas™ v.10.1.06e Software licensed to Groundwater Stats Consulting. UG
Hollow symbols indicate censored values.

Time Series

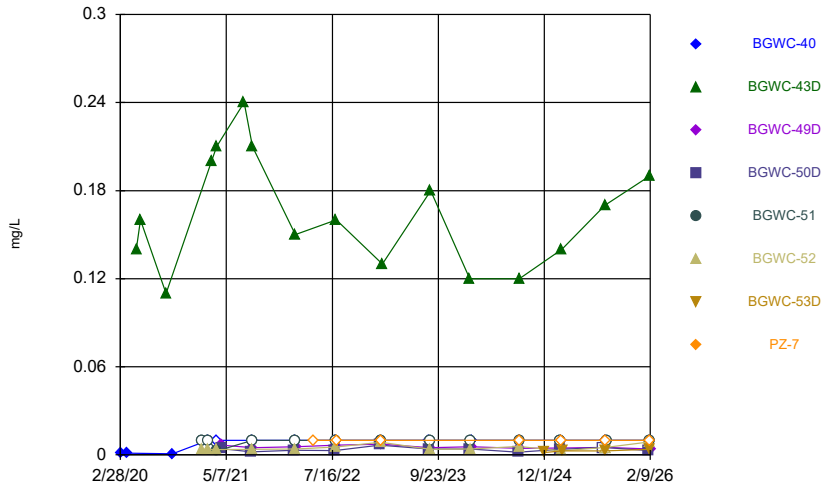

Constituent: Molybdenum Analysis Run 6/10/2026 3:07 PM
Plant Bowen Client: Southern Company Data: Bowen AP-1

Sanitas™ v.10.1.06e Software licensed to Groundwater Stats Consulting. UG

Time Series

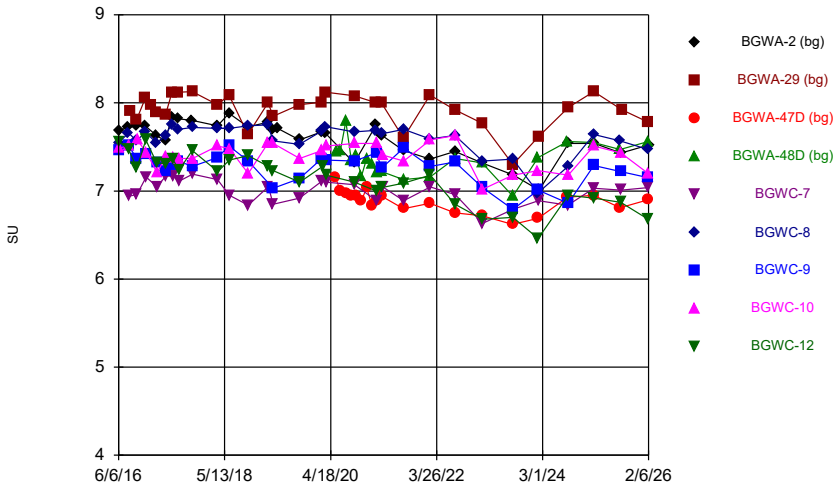

Constituent: pH, Field Analysis Run 6/10/2026 3:07 PM

Plant Bowen Client: Southern Company Data: Bowen AP-1

Sanitas™ v.10.1.06e Software licensed to Groundwater Stats Consulting. UG

Time Series

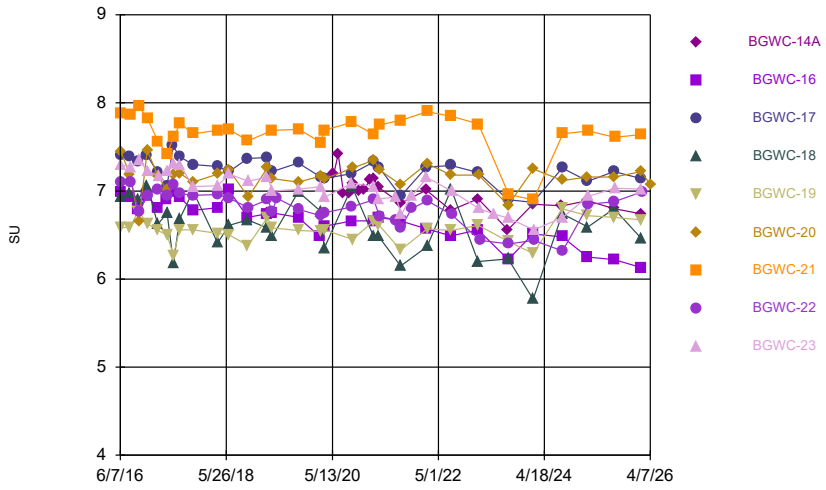

Constituent: pH, Field Analysis Run 6/10/2026 3:07 PM

Plant Bowen Client: Southern Company Data: Bowen AP-1

Sanitas™ v.10.1.06e Software licensed to Groundwater Stats Consulting. UG

Time Series

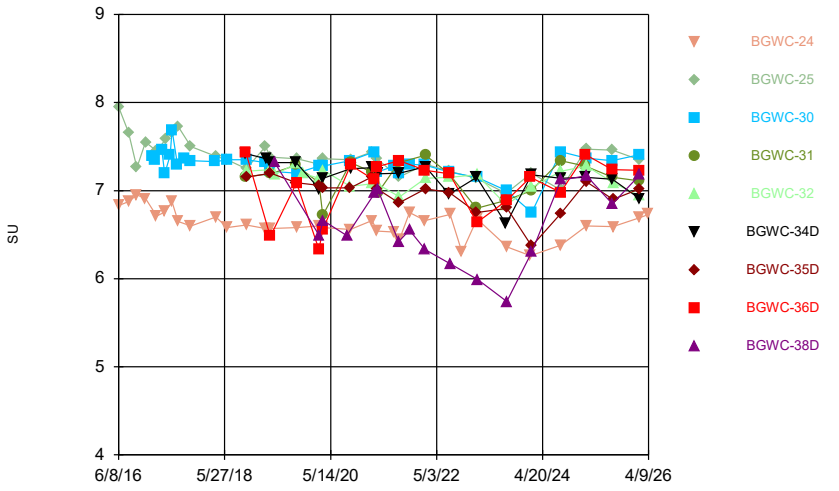

Constituent: pH, Field Analysis Run 6/10/2026 3:07 PM

Plant Bowen Client: Southern Company Data: Bowen AP-1

Sanitas™ v.10.1.06e Software licensed to Groundwater Stats Consulting. UG

Time Series

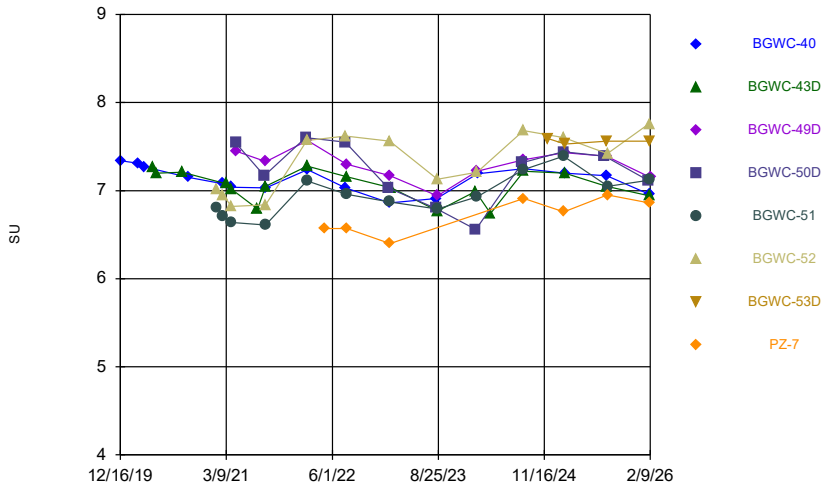

Constituent: pH, Field Analysis Run 6/10/2026 3:07 PM

Plant Bowen Client: Southern Company Data: Bowen AP-1

Sanitas™ v.10.1.06e Software licensed to Groundwater Stats Consulting. UG
Hollow symbols indicate censored values.

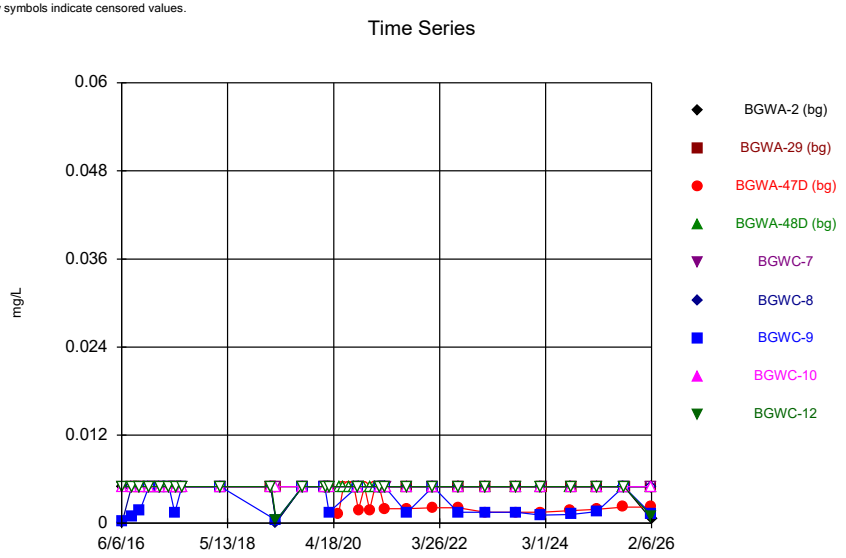

Constituent: Selenium Analysis Run 6/10/2026 3:07 PM
Plant Bowen Client: Southern Company Data: Bowen AP-1

Sanitas™ v.10.1.06e Software licensed to Groundwater Stats Consulting. UG
Hollow symbols indicate censored values.

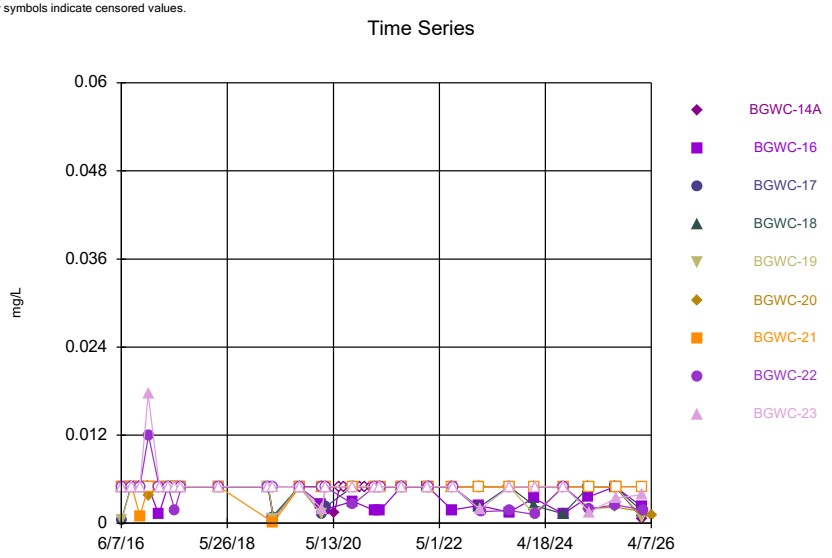

Constituent: Selenium Analysis Run 6/10/2026 3:07 PM
Plant Bowen Client: Southern Company Data: Bowen AP-1

Sanitas™ v.10.1.06e Software licensed to Groundwater Stats Consulting. UG
Hollow symbols indicate censored values.

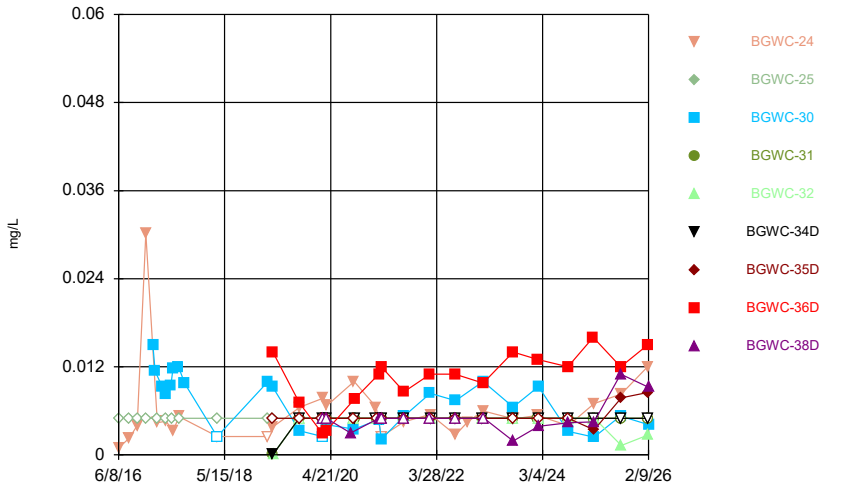

Constituent: Selenium Analysis Run 6/10/2026 3:07 PM
Plant Bowen Client: Southern Company Data: Bowen AP-1

Sanitas™ v.10.1.06e Software licensed to Groundwater Stats Consulting. UG
Hollow symbols indicate censored values.

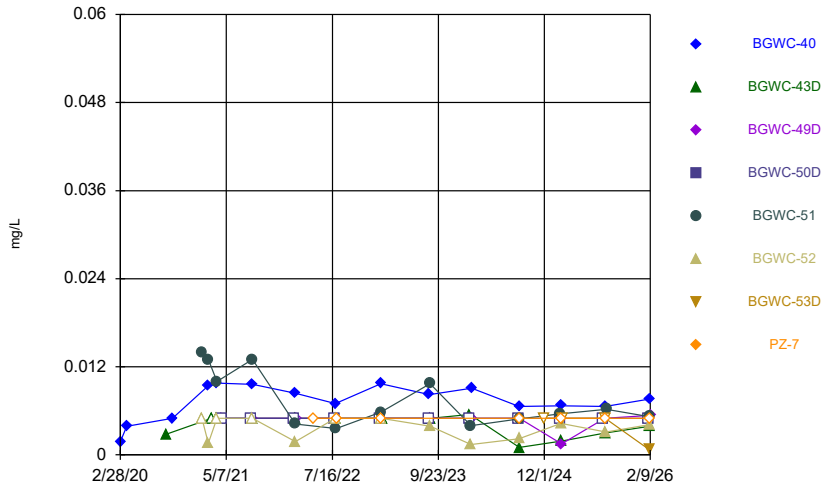

Constituent: Selenium Analysis Run 6/10/2026 3:07 PM
Plant Bowen Client: Southern Company Data: Bowen AP-1

Sanitas™ v.10.1.06e Software licensed to Groundwater Stats Consulting. UG

Time Series

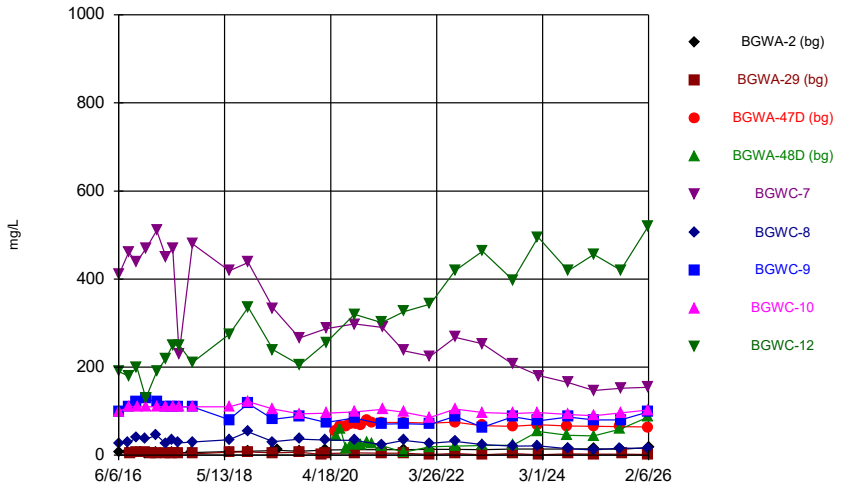

Constituent: Sulfate Analysis Run 6/10/2026 3:07 PM

Plant Bowen Client: Southern Company Data: Bowen AP-1

Sanitas™ v.10.1.06e Software licensed to Groundwater Stats Consulting. UG

Hollow symbols indicate censored values.

Time Series

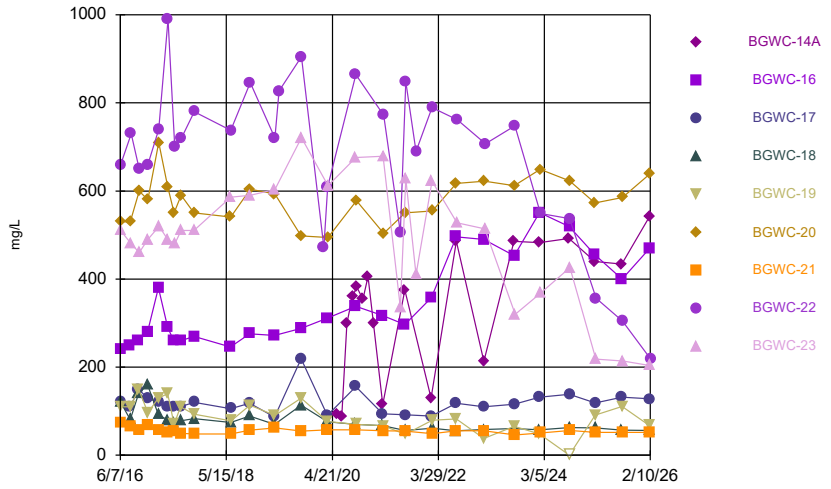

Constituent: Sulfate Analysis Run 6/10/2026 3:07 PM

Plant Bowen Client: Southern Company Data: Bowen AP-1

Sanitas™ v.10.1.06e Software licensed to Groundwater Stats Consulting. UG

Time Series

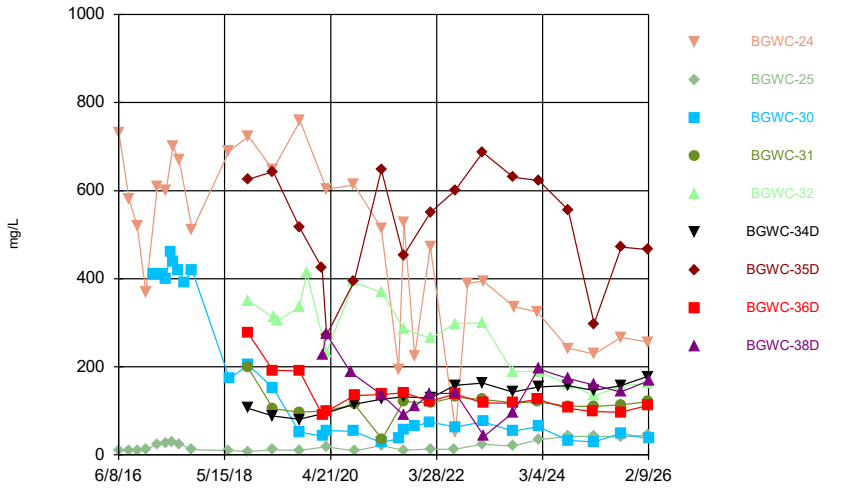

Constituent: Sulfate Analysis Run 6/10/2026 3:07 PM

Plant Bowen Client: Southern Company Data: Bowen AP-1

Sanitas™ v.10.1.06e Software licensed to Groundwater Stats Consulting. UG

Time Series

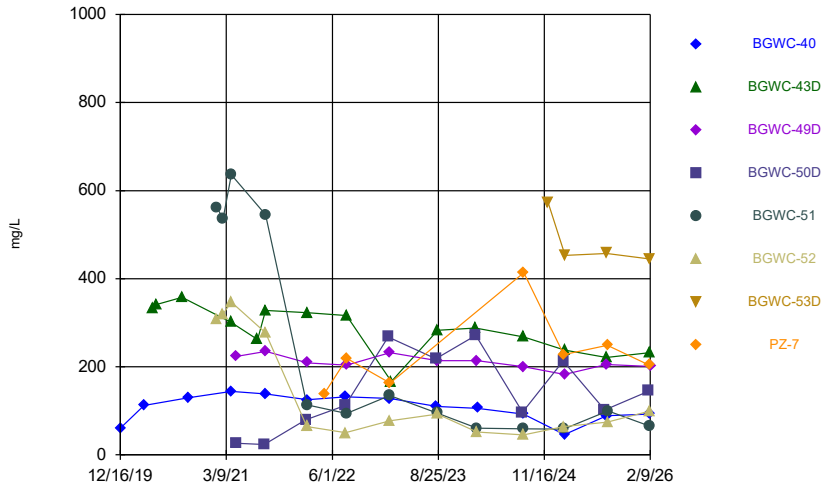

Constituent: Sulfate Analysis Run 6/10/2026 3:07 PM

Plant Bowen Client: Southern Company Data: Bowen AP-1

Sanitas™ v.10.1.06e Software licensed to Groundwater Stats Consulting. UG

Time Series

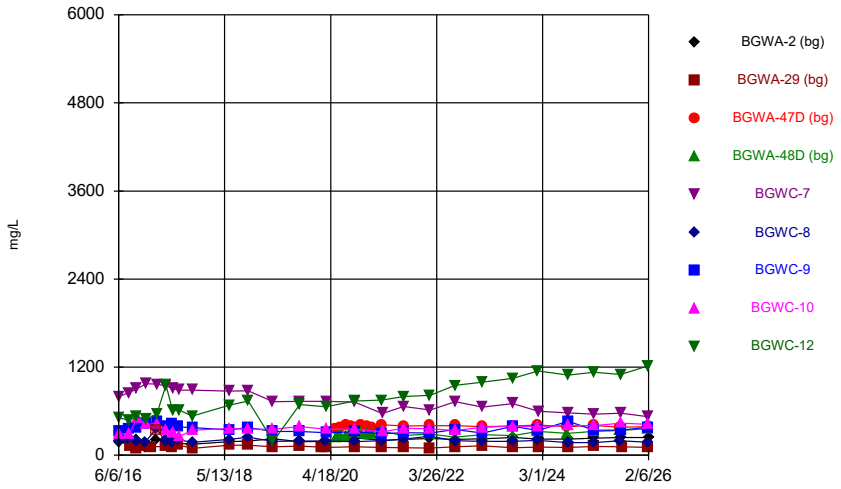

Constituent: TDS Analysis Run 6/10/2026 3:07 PM

Plant Bowen Client: Southern Company Data: Bowen AP-1

Sanitas™ v.10.1.06e Software licensed to Groundwater Stats Consulting. UG

Time Series

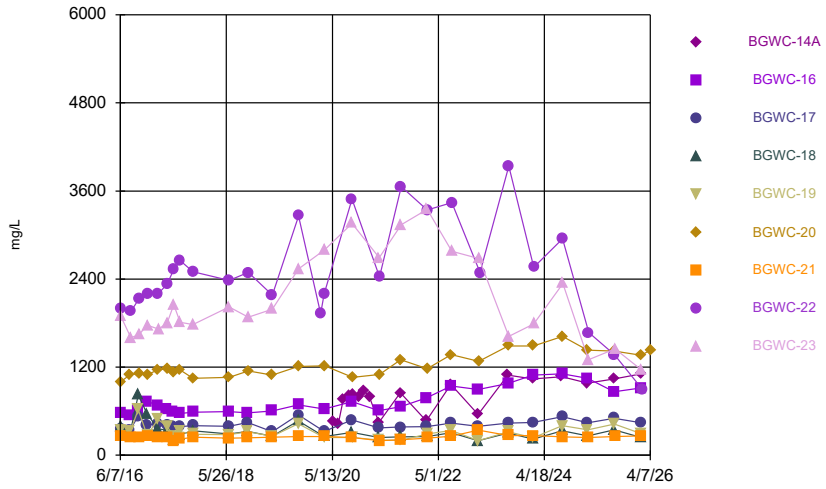

Constituent: TDS Analysis Run 6/10/2026 3:07 PM

Plant Bowen Client: Southern Company Data: Bowen AP-1

Sanitas™ v.10.1.06e Software licensed to Groundwater Stats Consulting. UG

Time Series

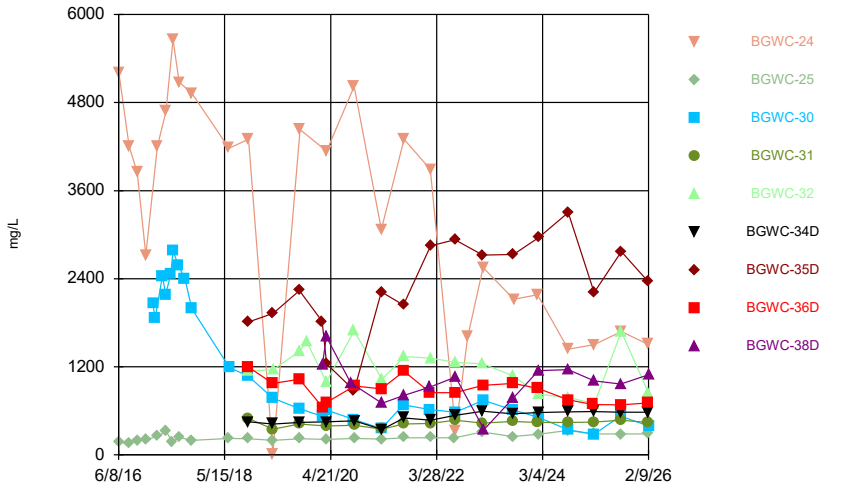

Constituent: TDS Analysis Run 6/10/2026 3:07 PM

Plant Bowen Client: Southern Company Data: Bowen AP-1

Sanitas™ v.10.1.06e Software licensed to Groundwater Stats Consulting. UG

Time Series

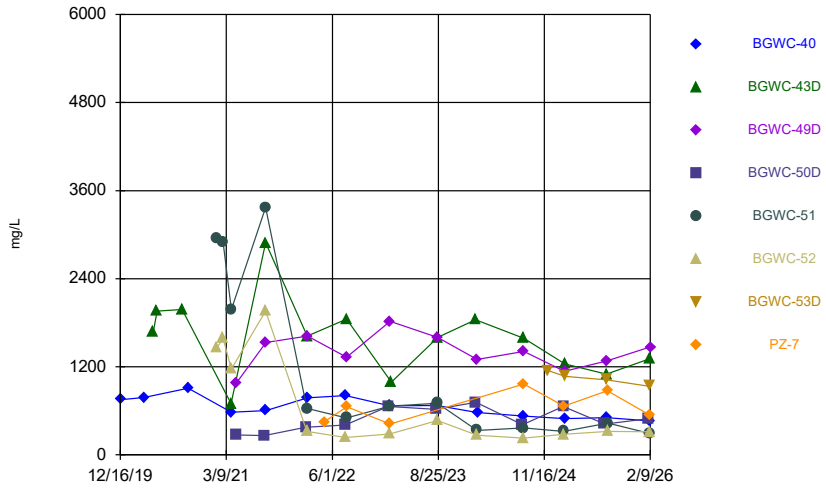

Constituent: TDS Analysis Run 6/10/2026 3:07 PM

Plant Bowen Client: Southern Company Data: Bowen AP-1

Sanitas™ v.10.1.06e Software licensed to Groundwater Stats Consulting. UG
Hollow symbols indicate censored values.

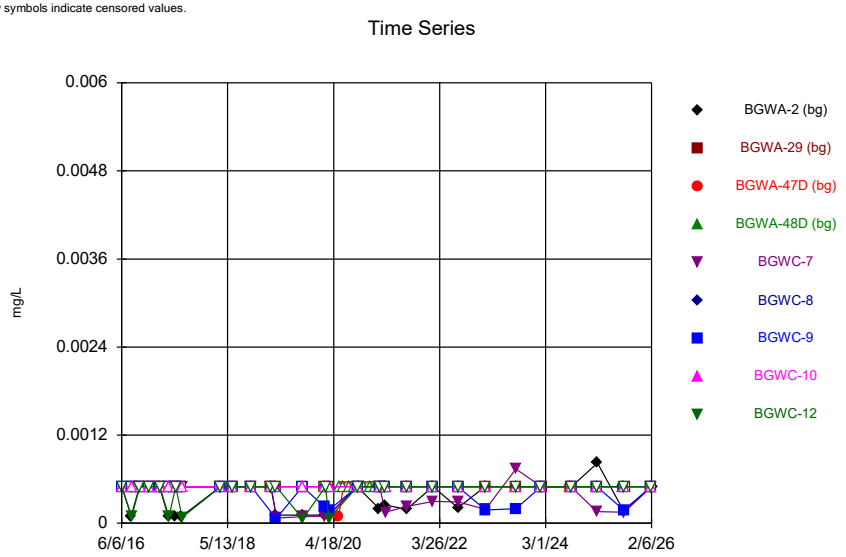

Constituent: Thallium Analysis Run 6/10/2026 3:07 PM
Plant Bowen Client: Southern Company Data: Bowen AP-1

Sanitas™ v.10.1.06e Software licensed to Groundwater Stats Consulting. UG
Hollow symbols indicate censored values.

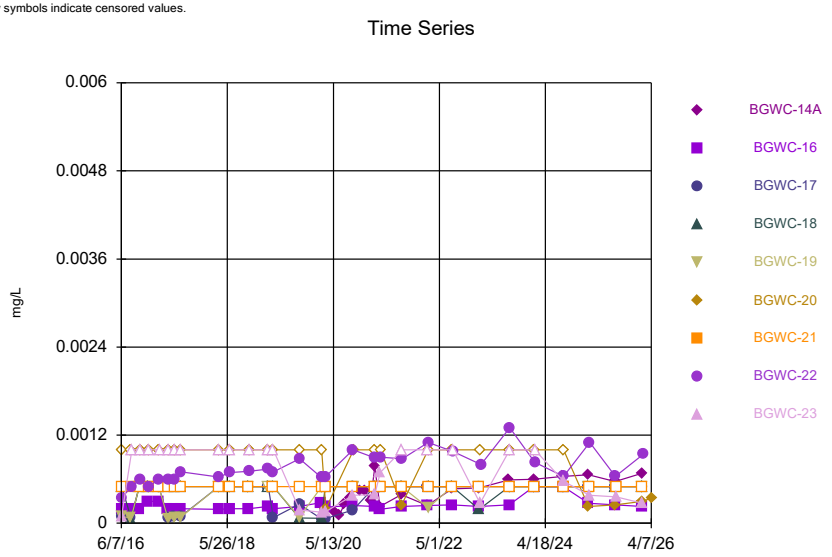

Constituent: Thallium Analysis Run 6/10/2026 3:07 PM
Plant Bowen Client: Southern Company Data: Bowen AP-1

Sanitas™ v.10.1.06e Software licensed to Groundwater Stats Consulting. UG
Hollow symbols indicate censored values.

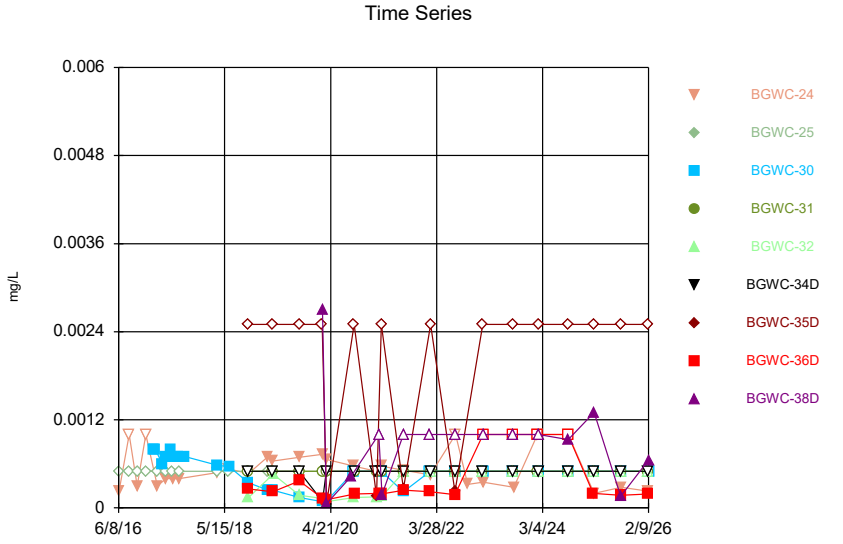

Constituent: Thallium Analysis Run 6/10/2026 3:07 PM
Plant Bowen Client: Southern Company Data: Bowen AP-1

Sanitas™ v.10.1.06e Software licensed to Groundwater Stats Consulting. UG
Hollow symbols indicate censored values.

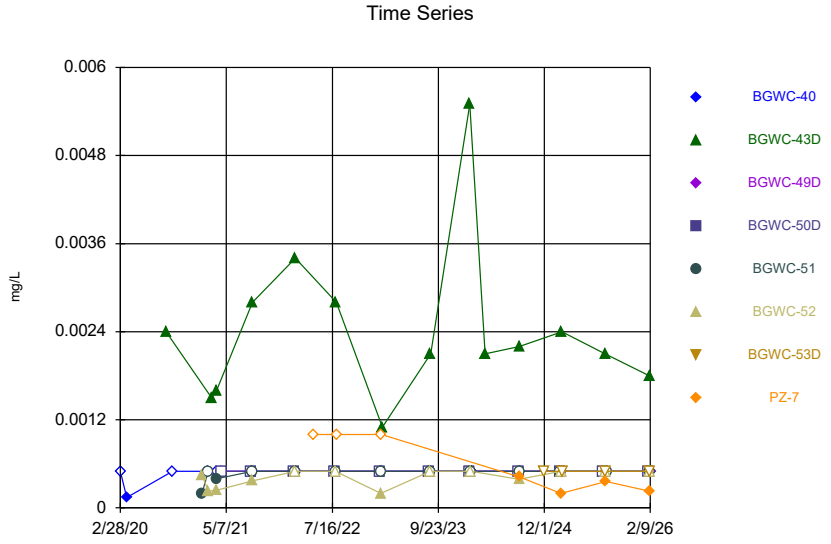

Constituent: Thallium Analysis Run 6/10/2026 3:07 PM
Plant Bowen Client: Southern Company Data: Bowen AP-1

Time Series

Constituent: Antimony (mg/L) Analysis Run 6/10/2026 3:08 PM

Plant Bowen Client: Southern Company Data: Bowen AP-1

	BGWA-2 (bg)	BGWA-29 (bg)	BGWA-47D (bg)	BGWA-48D (bg)	BGWC-7	BGWC-8	BGWC-9	BGWC-10	BGWC-12
6/6/2016	<0.003						<0.002		
6/7/2016						<0.002		0.0022 (J)	<0.002
6/8/2016					<0.002				
8/9/2016	<0.003								
8/10/2016						0.0004 (J)			
8/11/2016					0.0005 (J)		0.0003 (J)		
8/12/2016									<0.002
8/16/2016								<0.002	
8/22/2016		<0.002							
10/3/2016	<0.003								
10/4/2016		<0.002				<0.002			
10/5/2016							<0.002		
10/6/2016					0.0015 (J)				<0.002
10/7/2016								<0.002	
11/29/2016	<0.003								
12/1/2016		<0.002							
12/2/2016						<0.002			
12/5/2016							<0.002		<0.002
12/6/2016					<0.002			<0.002	
1/10/2017		<0.002							
2/13/2017	<0.003								
2/14/2017		<0.002				<0.002			
2/15/2017					<0.002		<0.002		<0.002
2/16/2017								<0.002	
4/13/2017	0.0004 (J)								
4/14/2017		<0.002				<0.002			
4/17/2017							<0.002		
4/18/2017					0.0003 (J)			<0.002	<0.002
5/25/2017	<0.003	<0.002							
5/26/2017						<0.002	<0.002		
6/2/2017					<0.002			<0.002	<0.002
7/7/2017	<0.003								
7/10/2017		<0.002				<0.002			
7/11/2017							<0.002		
7/12/2017								<0.002	
7/13/2017									<0.002
7/14/2017					<0.002				
3/26/2018	<0.003	<0.002				<0.002			
3/27/2018					<0.002		<0.002	<0.002	
3/28/2018									<0.002
2/25/2019	<0.003					<0.002			
2/27/2019		<0.002							
2/28/2019					<0.002			<0.002	<0.002
2/18/2020	<0.003								
2/19/2020		<0.002				<0.002			
2/20/2020							<0.002	<0.002	
2/21/2020					0.0016 (J)				
2/24/2020									<0.002
3/18/2020	<0.003	<0.002				<0.002			
3/19/2020					<0.002		<0.002		<0.002
3/23/2020								<0.002	
5/22/2020			<0.002						

ND substitution: RL or RL/2 if <15% NDs.

Time Series

Constituent: Antimony (mg/L) Analysis Run 6/10/2026 3:08 PM

Plant Bowen Client: Southern Company Data: Bowen AP-1

	BGWA-2 (bg)	BGWA-29 (bg)	BGWA-47D (bg)	BGWA-48D (bg)	BGWC-7	BGWC-8	BGWC-9	BGWC-10	BGWC-12
5/25/2020				0.0042					
6/23/2020			<0.002	0.00074 (J)					
7/28/2020			0.0013 (J)	0.0014 (J)					
9/2/2020			0.00082 (J)						
9/3/2020				0.0023 (J)					
9/23/2020	<0.003	<0.002				<0.002			
9/24/2020							<0.002	<0.002	
9/25/2020					<0.002				<0.002
10/1/2020			0.00056 (J)	0.0026 (J)					
11/10/2020			0.0019 (J)	0.0016 (J)					
12/15/2020			0.0018 (J)	0.0018 (J)					
1/20/2021			0.00068 (J)	0.0015 (J)					
2/16/2021	<0.003	0.0015 (J)				0.00046 (J)			
2/17/2021			0.0013 (J)	0.0013 (J)			0.00075 (J)		
2/18/2021					<0.002			<0.002	
2/19/2021									<0.002
3/23/2021		<0.002							
3/24/2021						0.00059 (J)	0.00038 (J)		<0.002
3/25/2021			<0.002	0.0008 (J)					
3/26/2021	<0.003								
3/30/2021					<0.002			<0.002	
8/16/2021	<0.003	<0.002	<0.002	0.0018 (J)					
8/18/2021						<0.002	0.0014 (J)	<0.002	<0.002
8/19/2021					<0.002				
2/9/2022	<0.003		<0.002	0.0018 (J)					
2/10/2022		<0.002				<0.002	<0.002		
2/11/2022					<0.002			0.0021 (J)	<0.002
7/26/2022	<0.003	0.00096 (J)	<0.002	0.0008 (J)		<0.002	<0.002		
7/27/2022									<0.002
7/28/2022					<0.002			0.0015 (J)	
1/24/2023	<0.003	<0.002	<0.002	<0.002					
1/26/2023					<0.002	<0.002	<0.002		<0.002
1/27/2023								<0.002	
8/15/2023			<0.002						
8/16/2023		<0.002		<0.002		<0.002			<0.002
8/17/2023					<0.002		<0.002	<0.002	
8/21/2023	<0.003								
1/31/2024			<0.002	0.001 (J)					
2/1/2024						<0.002	<0.002	<0.002	<0.002
2/2/2024					<0.002				
2/5/2024		<0.002							
2/8/2024	0.0012 (J)								
8/15/2024			<0.002	0.00081 (J)					
8/16/2024					<0.002	<0.002			
8/19/2024							<0.002		<0.002
8/20/2024								<0.002	
8/21/2024	<0.003	<0.002							
2/4/2025			<0.002	<0.002					
2/5/2025						<0.002	<0.002		<0.002
2/6/2025		<0.002			<0.002			<0.002	
2/10/2025	<0.003								
7/31/2025			<0.002	<0.002		<0.002			

ND substitution: RL or RL/2 if <15% NDs.

Time Series

Constituent: Antimony (mg/L) Analysis Run 6/10/2026 3:08 PM

Plant Bowen Client: Southern Company Data: Bowen AP-1

	BGWA-2 (bg)	BGWA-29 (bg)	BGWA-47D (bg)	BGWA-48D (bg)	BGWC-7	BGWC-8	BGWC-9	BGWC-10	BGWC-12
8/4/2025							<0.002		<0.002
8/5/2025	0.001 (J)				<0.002			<0.002	
8/12/2025		<0.002							
2/3/2026			<0.002	0.00044 (J)		<0.002	<0.002		<0.002
2/4/2026					<0.002			<0.002	
2/5/2026		<0.002							
2/6/2026	0.00079 (J)								

ND substitution: RL or RL/2 if <15% NDs.

Time Series

Constituent: Antimony (mg/L) Analysis Run 6/10/2026 3:08 PM

Plant Bowen Client: Southern Company Data: Bowen AP-1

	BGWC-14A	BGWC-16	BGWC-17	BGWC-18	BGWC-19	BGWC-20	BGWC-21	BGWC-22	BGWC-23
6/7/2016		<0.002	<0.002						
6/8/2016				<0.002	<0.002	<0.002	<0.002	<0.002	
6/9/2016									<0.003
8/11/2016		0.0004 (J)	0.0002 (J)						
8/12/2016				<0.002	<0.002	<0.002			
8/18/2016							<0.002	0.0023 (J)	0.0009 (J)
10/7/2016		<0.002	<0.002	<0.002	<0.002				
10/10/2016						<0.002	<0.002	0.0021 (J)	<0.003
12/6/2016		<0.002	<0.002	<0.002					
12/7/2016					<0.002	<0.002			<0.003
12/8/2016							<0.002	<0.002	
2/16/2017		<0.002	<0.002	<0.002	<0.002				
2/17/2017						<0.002	<0.002	<0.002	
2/20/2017									<0.003
4/18/2017		<0.002							
4/19/2017			<0.002	<0.002	<0.002	<0.002	<0.002		<0.003
4/20/2017								<0.002	
5/30/2017		<0.002	<0.002						
6/1/2017				<0.002	<0.002	<0.002	<0.002		
6/5/2017								<0.002	<0.003
7/14/2017		<0.002	<0.002	<0.002	<0.002				
7/17/2017									<0.003
7/18/2017						<0.002	<0.002		
7/19/2017								<0.002	
3/27/2018		<0.002	<0.002	<0.002	<0.002				
3/28/2018						<0.002	<0.002		
3/29/2018								<0.002	<0.003
2/25/2019		<0.002							
2/27/2019			<0.002	<0.002		<0.002			
3/1/2019					<0.002			<0.002	<0.003
2/20/2020		<0.002							
2/24/2020			<0.002	<0.002	<0.002	<0.002			
2/25/2020								<0.002	<0.003
2/26/2020							<0.002		
3/19/2020		<0.002	<0.002						
3/20/2020				<0.002	<0.002		<0.002	<0.002	
3/23/2020						0.0014 (J)			0.00053 (J)
5/22/2020	<0.002								
6/23/2020	<0.002								
7/28/2020	<0.002								
9/2/2020	<0.002								
9/24/2020		<0.002	<0.002	<0.002			<0.002	<0.002	<0.003
9/28/2020					0.0005 (J)	0.0005 (J)			
10/1/2020	0.0003 (J)								
11/10/2020	0.00061 (J)								
12/15/2020	<0.002								
1/20/2021	<0.002								
2/18/2021	<0.002	<0.002	<0.002	<0.002	<0.002	<0.002			
2/19/2021							<0.002	0.00028 (J)	0.00031 (J)
3/24/2021	<0.002	<0.002	<0.002	<0.002					
3/26/2021					<0.002				<0.003
3/29/2021						<0.002	<0.002	<0.002	

ND substitution: RL or RL/2 if <15% NDs.

Time Series

Constituent: Antimony (mg/L) Analysis Run 6/10/2026 3:08 PM

Plant Bowen Client: Southern Company Data: Bowen AP-1

	BGWC-14A	BGWC-16	BGWC-17	BGWC-18	BGWC-19	BGWC-20	BGWC-21	BGWC-22	BGWC-23
8/18/2021	<0.002	<0.002							
8/19/2021			<0.002	<0.002					
8/20/2021					<0.002	<0.002	0.0014 (J)		
8/23/2021								<0.002	0.0029 (J)
2/9/2022	<0.002								
2/11/2022		<0.002	<0.002						
2/14/2022									0.0014 (J)
2/15/2022								<0.002	
2/16/2022				<0.002	<0.002	<0.002	0.0017 (J)		
7/26/2022	<0.002								
7/27/2022		<0.002	<0.002	<0.002	<0.002	<0.002			
7/28/2022							<0.002		
8/1/2022									0.0022 (J)
8/2/2022								<0.002	
1/26/2023	<0.002	<0.002	<0.002	<0.002					
1/27/2023					<0.002		<0.002		
1/30/2023						<0.002			
2/2/2023									0.007
2/7/2023								<0.002	
5/10/2023									0.0032
8/16/2023	<0.002								
8/17/2023		<0.002	<0.002	<0.002					
8/18/2023					<0.002	<0.002			
8/22/2023								<0.002	
8/23/2023							<0.002		<0.003
2/1/2024	<0.002	<0.002	<0.002						
2/2/2024				<0.002	<0.002				
2/5/2024						<0.002	<0.002		
2/8/2024								<0.002	0.00089 (J)
8/16/2024	<0.002								
8/19/2024		<0.002	<0.002	<0.002	<0.002				
8/20/2024						<0.002			
8/21/2024								<0.002	
8/22/2024							<0.002		0.0029 (J)
2/5/2025	<0.002								
2/6/2025		<0.002				<0.002			
2/7/2025			<0.002	<0.002	<0.002				
2/10/2025							<0.002		
2/11/2025									0.0031
2/13/2025								0.00085 (J)	
8/4/2025	<0.002								
8/5/2025		<0.002	<0.002	<0.002					
8/6/2025					<0.002				
8/7/2025						<0.002		<0.002	
8/11/2025							<0.002		0.0034
2/4/2026	<0.002	<0.002	<0.002	<0.002			<0.002		
2/5/2026					<0.002	<0.002			
2/6/2026									0.0021
2/10/2026								0.00071 (J)	
4/7/2026						<0.002 (R)			

ND substitution: RL or RL/2 if <15% NDs.

Time Series

Constituent: Antimony (mg/L) Analysis Run 6/10/2026 3:08 PM

Plant Bowen Client: Southern Company Data: Bowen AP-1

	BGWC-24	BGWC-25	BGWC-30	BGWC-31	BGWC-32	BGWC-34D	BGWC-35D	BGWC-36D	BGWC-38D
6/8/2016		<0.002							
6/9/2016	<0.003								
8/15/2016		0.0013 (J)							
8/18/2016	<0.003								
10/10/2016	<0.003	<0.002							
12/7/2016	<0.003								
12/8/2016		<0.002							
1/23/2017			<0.002						
2/7/2017			<0.002						
2/20/2017	<0.003	<0.002							
3/27/2017			<0.002						
4/17/2017			<0.002						
4/19/2017	<0.003								
4/20/2017		<0.002							
5/22/2017			<0.002						
6/1/2017		<0.002							
6/5/2017	<0.003		<0.002						
7/11/2017			<0.002						
7/17/2017	<0.003	<0.002							
8/23/2017			<0.002						
3/26/2018			<0.002						
3/28/2018		<0.002							
3/29/2018	<0.003								
3/1/2019	<0.003	<0.002	<0.002						
2/25/2020							<0.01		
2/26/2020	<0.003	<0.002	<0.002	<0.002				<0.002	
2/27/2020					<0.002	<0.002			0.0003 (J)
3/23/2020			<0.002	<0.002				<0.002	
3/24/2020		<0.002			<0.002	<0.002			<0.003
3/25/2020	<0.003						<0.01		
9/2/2020									0.0016 (J)
9/25/2020	0.00048 (J)		<0.002		0.00039 (J)		0.00064 (J)		
9/28/2020		<0.002		0.00038 (J)		0.00049 (J)		<0.002	
2/19/2021	0.00036 (J)					<0.002			
2/22/2021				<0.002			0.00066 (J)		
2/23/2021		<0.002			0.00036 (J)				
3/8/2021			<0.002					0.00096 (J)	
3/9/2021									0.00062 (J)
3/25/2021			<0.002					<0.002	
3/26/2021	<0.003	<0.002					<0.01		
3/29/2021				<0.002					<0.003
3/30/2021					<0.002	0.00079 (J)			
8/19/2021		<0.002	<0.002						0.01
8/20/2021				<0.002			<0.01		
8/23/2021	0.0028 (J)							<0.002	
8/24/2021						<0.002			
8/25/2021					<0.002				
2/14/2022			<0.002					<0.002	0.0067
2/15/2022	0.0048								
2/16/2022		<0.002		<0.002	<0.002	<0.002			
2/17/2022							<0.01		
7/27/2022		<0.002							

ND substitution: RL or RL/2 if <15% NDs.

Time Series

Constituent: Antimony (mg/L) Analysis Run 6/10/2026 3:08 PM

Plant Bowen Client: Southern Company Data: Bowen AP-1

	BGWC-24	BGWC-25	BGWC-30	BGWC-31	BGWC-32	BGWC-34D	BGWC-35D	BGWC-36D	BGWC-38D
7/28/2022				<0.002		<0.002	<0.01		
7/29/2022					<0.002			<0.002	
8/1/2022			<0.002						
8/2/2022	0.015 (O)								0.0015 (J)
10/21/2022	0.0032								
1/27/2023		<0.002		<0.002					
1/30/2023						<0.002	<0.01		
1/31/2023					<0.002				
2/1/2023	<0.003		<0.002					<0.002	
2/7/2023									0.00082 (J)
8/17/2023		<0.002							
8/18/2023				<0.002	<0.002	<0.002			
8/21/2023			<0.002					<0.002	<0.003
8/24/2023							<0.01		
8/25/2023	0.0021 (J)								
1/30/2024	<0.003							0.0021 (J)	
2/2/2024				0.0023 (J)					
2/5/2024		0.00058 (J)				<0.002			
2/6/2024			<0.002						0.0026 (J)
2/7/2024							0.0023 (J)		
2/8/2024					<0.002				
8/19/2024				<0.002					
8/20/2024		<0.002				<0.002		<0.002	
8/21/2024	0.009				<0.002				
8/22/2024			0.00085 (J)				0.0013 (J)		0.0013 (J)
2/5/2025								<0.002	
2/6/2025				<0.002		<0.002			
2/10/2025		<0.002	<0.002						
2/11/2025	0.0032						0.00086 (J)		0.001 (J)
2/12/2025					<0.002				
8/5/2025			0.00051 (J)						
8/6/2025									0.0028
8/7/2025		<0.002				<0.002		<0.002	
8/8/2025				<0.002					
8/11/2025	0.009						<0.01		
8/12/2025					<0.002				
2/2/2026	0.00048 (J)								
2/4/2026		<0.002				<0.002			
2/5/2026				<0.002				<0.002	
2/6/2026					<0.002		<0.01		
2/9/2026			<0.002						0.001 (J)

ND substitution: RL or RL/2 if <15% NDs.

Time Series

Constituent: Antimony (mg/L) Analysis Run 6/10/2026 3:08 PM

Plant Bowen Client: Southern Company Data: Bowen AP-1

	BGWC-40	BGWC-43D	BGWC-49D	BGWC-50D	BGWC-51	BGWC-52	BGWC-53D	PZ-7
2/28/2020	<0.002							
3/25/2020	<0.002							
9/3/2020		0.00091 (J)						
9/29/2020	<0.002							
1/28/2021					<0.002	0.0019 (J)		
2/22/2021	<0.002							
2/23/2021					<0.002	0.00053 (J)		
3/8/2021		0.00058 (J)						
3/29/2021		<0.002						
3/30/2021	0.0005 (J)				0.0019 (J)	0.00085 (J)		
4/19/2021			0.00039 (J)	0.0019 (J)				
8/18/2021				<0.002				
8/23/2021		<0.002			<0.002	<0.002		
8/24/2021	<0.002		<0.002					
2/9/2022				<0.002				
2/14/2022					<0.002	<0.002		
2/15/2022		<0.002						
2/16/2022	<0.002							
2/17/2022			<0.002					
4/28/2022								<0.002
7/26/2022				<0.002				
7/28/2022	<0.002					<0.002		
8/1/2022		<0.002	<0.002		<0.002			
8/2/2022								<0.002
1/25/2023				0.0017 (J)				
1/31/2023	<0.002				<0.002	<0.002		
2/1/2023			<0.002					
2/2/2023								<0.002
2/7/2023		<0.002						
8/15/2023				<0.002				
8/18/2023	<0.002							
8/21/2023					<0.002			
8/22/2023			<0.002			<0.002		
8/23/2023		<0.002						
1/30/2024		0.0015 (J)						
1/31/2024				<0.002				
2/5/2024					<0.002	<0.002		
2/6/2024			<0.002					
2/7/2024	<0.002							
8/16/2024				<0.002				
8/20/2024	<0.002				<0.002	<0.002		
8/21/2024		<0.002	<0.002					
8/22/2024								<0.002
12/3/2024							<0.002	
2/5/2025				<0.002				
2/6/2025					<0.002			
2/7/2025						<0.002		<0.002
2/10/2025	<0.002		<0.002					
2/11/2025		<0.002						
2/12/2025							<0.002	
7/31/2025				<0.002				
8/6/2025			<0.002					

ND substitution: RL or RL/2 if <15% NDs.

Time Series

Constituent: Antimony (mg/L) Analysis Run 6/10/2026 3:08 PM

Plant Bowen Client: Southern Company Data: Bowen AP-1

	BGWC-40	BGWC-43D	BGWC-49D	BGWC-50D	BGWC-51	BGWC-52	BGWC-53D	PZ-7
8/7/2025		<0.002						
8/8/2025	<0.002						<0.002	
8/11/2025						<0.002		<0.002
8/13/2025					<0.002			
2/3/2026				<0.002				
2/4/2026							<0.002	<0.002
2/5/2026	<0.002				<0.002	<0.002		
2/6/2026		<0.002						
2/9/2026			<0.002					

ND substitution: RL or RL/2 if <15% NDs.

Time Series

Constituent: Arsenic (mg/L) Analysis Run 6/10/2026 3:08 PM

Plant Bowen Client: Southern Company Data: Bowen AP-1

	BGWA-2 (bg)	BGWA-29 (bg)	BGWA-47D (bg)	BGWA-48D (bg)	BGWC-7	BGWC-8	BGWC-9	BGWC-10	BGWC-12
6/6/2016	0.0012 (J)						0.0022		
6/7/2016						0.00018 (J)		0.0039	<0.002
6/8/2016					0.0024				
8/9/2016	<0.002								
8/10/2016						<0.002			
8/11/2016					0.0024 (J)		0.0028 (J)		
8/12/2016									0.0009 (J)
8/16/2016								0.0091	
8/22/2016		<0.002							
10/3/2016	<0.002								
10/4/2016		<0.002				<0.002			
10/5/2016							0.002 (J)		
10/6/2016					<0.002				<0.002
10/7/2016								0.0074	
11/29/2016	0.0023 (J)								
12/1/2016		<0.002							
12/2/2016						<0.002			
12/5/2016							<0.002		<0.002
12/6/2016					<0.002			0.0044 (J)	
1/10/2017		<0.002							
2/13/2017	<0.002								
2/14/2017		<0.002				<0.002			
2/15/2017					0.003 (J)		0.0033 (J)		<0.002
2/16/2017								0.0081	
4/13/2017	0.0017 (J)								
4/14/2017		0.0006 (J)				0.0007 (J)			
4/17/2017							0.0028 (J)		
4/18/2017					0.0029 (J)			0.0084	0.0009 (J)
5/25/2017	0.0015 (J)	0.0008 (J)							
5/26/2017						0.0008 (J)	0.0035 (J)		
6/2/2017					0.0031 (J)			0.008	0.0015 (J)
7/7/2017	0.001 (J)								
7/10/2017		0.0008 (J)				0.0011 (J)			
7/11/2017							0.0033 (J)		
7/12/2017								0.0063	
7/13/2017									0.0006 (J)
7/14/2017					0.0017 (J)				
3/26/2018	0.0019 (J)	0.00066 (J)				0.0009 (J)			
3/27/2018					0.0028 (J)		0.0021 (J)	0.0064	
3/28/2018									0.0015 (J)
6/12/2018	0.0013 (J)	0.00059 (J)				0.00065 (J)	0.0015 (J)		
6/13/2018					0.0023 (J)				
6/14/2018								0.0075	0.00096 (J)
10/16/2018	0.00075 (J)	<0.002				0.00064 (J)			
10/17/2018							0.0035 (J)		<0.002
10/18/2018					0.0015 (J)			0.0056	
2/25/2019	<0.002					<0.002			
2/27/2019		0.0011 (J)							
2/28/2019					0.0011 (J)			0.0058	<0.002
4/1/2019	0.00049 (J)	0.00019 (J)				0.00041 (J)	0.0026 (J)		0.00028 (J)
4/2/2019					0.0016 (J)			0.0057	
9/23/2019	0.00095 (J)	0.00053 (J)							

ND substitution: RL or RL/2 if <15% NDs.

Time Series

Constituent: Arsenic (mg/L) Analysis Run 6/10/2026 3:08 PM

Plant Bowen Client: Southern Company Data: Bowen AP-1

	BGWA-2 (bg)	BGWA-29 (bg)	BGWA-47D (bg)	BGWA-48D (bg)	BGWC-7	BGWC-8	BGWC-9	BGWC-10	BGWC-12
9/24/2019					0.0031 (J)	0.00047 (J)	0.0033 (J)		
9/25/2019								0.0058	0.00085 (J)
2/18/2020	0.002 (J)								
2/19/2020		0.0012 (J)				0.0011 (J)			
2/20/2020							0.0019 (J)	0.0067	
2/21/2020					0.0018 (J)				
2/24/2020									0.00039 (J)
3/18/2020	<0.002	<0.002				0.00042 (J)			
3/19/2020					0.0018 (J)		0.0014 (J)		0.00036 (J)
3/23/2020								0.0049 (J)	
5/22/2020			0.00059 (J)						
5/25/2020				0.0025 (J)					
6/23/2020			<0.002	0.01					
7/28/2020			0.00081 (J)	0.0039 (J)					
9/2/2020			<0.002						
9/3/2020				0.0018 (J)					
9/23/2020	<0.002	<0.002				<0.002			
9/24/2020							0.0021 (J)	0.006	
9/25/2020					0.0025 (J)				<0.002
10/1/2020			<0.002	0.0014 (J)					
11/10/2020			<0.002	<0.005					
12/15/2020			<0.002	<0.005					
1/20/2021			<0.002	<0.005					
2/16/2021	<0.002	<0.002				<0.002			
2/17/2021			<0.002	<0.005			0.0019 (J)		
2/18/2021					0.0026 (J)			0.0054	
2/19/2021									0.0011 (J)
3/23/2021		<0.002							
3/24/2021						0.0012 (J)	0.0025 (J)		0.002 (J)
3/25/2021			0.0014 (J)	0.0042 (J)					
3/26/2021	<0.002								
3/30/2021					0.0017 (J)			0.0053	
8/16/2021	<0.002	<0.002	0.0012 (J)	0.0079					
8/18/2021						0.0014 (J)	0.0025 (J)	0.0083	0.0039 (J)
8/19/2021					0.0045 (J)				
2/9/2022	<0.002		<0.002	0.0057					
2/10/2022		<0.002				<0.002	0.0018 (J)		
2/11/2022					0.0022 (J)			0.0094	<0.002
7/26/2022	<0.002	<0.002	<0.002	<0.005		<0.002	<0.002		
7/27/2022									0.0028 (J)
7/28/2022					0.0024 (J)			0.005	
1/24/2023	<0.002	<0.002	<0.002	<0.005					
1/26/2023					0.0025 (J)	<0.002	<0.002		<0.002
1/27/2023								<0.005	
8/15/2023			<0.002						
8/16/2023		<0.002		<0.005		<0.002			<0.002
8/17/2023					0.0041 (J)		<0.002	0.0062	
8/21/2023	<0.002								
1/31/2024			<0.002	0.0038 (J)					
2/1/2024						<0.002	0.0012 (J)	0.006	<0.002
2/2/2024					0.0015 (J)				
2/5/2024		<0.002							

ND substitution: RL or RL/2 if <15% NDs.

Time Series

Constituent: Arsenic (mg/L) Analysis Run 6/10/2026 3:08 PM

Plant Bowen Client: Southern Company Data: Bowen AP-1

	BGWA-2 (bg)	BGWA-29 (bg)	BGWA-47D (bg)	BGWA-48D (bg)	BGWC-7	BGWC-8	BGWC-9	BGWC-10	BGWC-12
2/8/2024	<0.002								
8/15/2024			<0.002	0.004 (J)					
8/16/2024					0.0011 (J)	<0.002			
8/19/2024							0.0024 (J)		0.0028 (J)
8/20/2024								0.0071	
8/21/2024	0.0019 (J)	0.0011 (J)							
2/4/2025			<0.002	0.0031 (J)					
2/5/2025						<0.002	<0.002		<0.002
2/6/2025		<0.002			<0.002			0.004 (J)	
2/10/2025	<0.002								
7/31/2025			<0.002	0.0034		<0.002			
8/4/2025							<0.002		<0.002
8/5/2025	<0.002				<0.002			0.0034	
8/12/2025		<0.002							
2/3/2026			<0.002	0.0049		0.0005 (J)	0.0011 (J)		0.00078 (J)
2/4/2026					0.0018 (J)			0.0041	
2/5/2026		<0.002							
2/6/2026	0.00058 (J)								

ND substitution: RL or RL/2 if <15% NDs.

Time Series

Constituent: Arsenic (mg/L) Analysis Run 6/10/2026 3:08 PM

Plant Bowen Client: Southern Company Data: Bowen AP-1

	BGWC-14A	BGWC-16	BGWC-17	BGWC-18	BGWC-19	BGWC-20	BGWC-21	BGWC-22	BGWC-23
6/7/2016		<0.002	<0.002						
6/8/2016				<0.002	0.00046 (J)	0.0011 (J)	0.0015	0.0012 (J)	
6/9/2016									0.0012 (J)
8/11/2016		<0.002	<0.002						
8/12/2016				<0.002	0.0008 (J)	0.0017 (J)			
8/18/2016							<0.002	0.0022 (J)	0.003 (J)
10/7/2016		<0.002	<0.002	<0.002	<0.002				
10/10/2016						<0.002	<0.002	0.002 (J)	0.0021 (J)
12/6/2016		<0.002	<0.002	<0.002					
12/7/2016					<0.002	<0.002			0.0023 (J)
12/8/2016							<0.002	<0.002	
2/16/2017		<0.002	<0.002	<0.002	<0.002				
2/17/2017						<0.002	<0.002	0.0023 (J)	
2/20/2017									0.0025 (J)
4/18/2017		0.0007 (J)							
4/19/2017			0.0012 (J)	0.0013 (J)	0.0015 (J)	0.002 (J)	0.002 (J)		0.0032 (J)
4/20/2017								0.0028 (J)	
5/30/2017		0.0008 (J)	0.0006 (J)						
6/1/2017				0.0005 (J)	0.0008 (J)	0.0017 (J)	0.0011 (J)		
6/5/2017								0.0035 (J)	0.0043 (J)
7/14/2017		0.0008 (J)	<0.002	<0.002	0.0006 (J)				
7/17/2017									0.0017 (J)
7/18/2017						0.0018 (J)	0.0015 (J)		
7/19/2017								0.0028 (J)	
3/27/2018		0.0014 (J)	0.00076 (J)	0.00066 (J)	0.00082 (J)				
3/28/2018						0.0018 (J)	0.0012 (J)		
3/29/2018								0.0037 (J)	0.0028 (J)
6/12/2018		0.00073 (J)							
6/13/2018						0.0015 (J)			0.0019 (J)
6/14/2018			<0.002	<0.002			0.00087 (J)	0.0027 (J)	
6/15/2018					0.00074 (J)				
10/17/2018			<0.002						
10/18/2018		<0.002		<0.002					
10/19/2018					<0.002		0.00059 (J)		
10/22/2018						<0.002		0.0016 (J)	0.0015 (J)
2/25/2019		<0.002							
2/27/2019			0.001 (J)	0.00083 (J)		0.0014 (J)			
3/1/2019					<0.002			0.0011 (J)	0.0023 (J)
4/2/2019		0.0003 (J)	0.00024 (J)	0.00015 (J)					
4/3/2019					0.00017 (J)	0.00027 (J)	0.00038 (J)	0.0021 (J)	0.00093 (J)
9/26/2019		0.00074 (J)	0.0008 (J)	0.00046 (J)	0.00067 (J)	0.00087 (J)			
9/27/2019								0.0013 (J)	0.00096 (J)
9/30/2019							<0.002		
2/20/2020		0.00042 (J)							
2/24/2020			<0.002	<0.002	<0.002	0.00057 (J)			
2/25/2020								0.0014 (J)	0.0012 (J)
2/26/2020							0.00047 (J)		
3/19/2020		<0.002	<0.002						
3/20/2020				<0.002	<0.002		<0.002	0.0015 (J)	
3/23/2020						<0.002			0.0027 (J)
5/22/2020	0.001 (J)								
6/23/2020	<0.002								

ND substitution: RL or RL/2 if <15% NDs.

Time Series

Constituent: Arsenic (mg/L) Analysis Run 6/10/2026 3:08 PM

Plant Bowen Client: Southern Company Data: Bowen AP-1

	BGWC-14A	BGWC-16	BGWC-17	BGWC-18	BGWC-19	BGWC-20	BGWC-21	BGWC-22	BGWC-23
7/28/2020	0.0011 (J)								
9/2/2020	<0.002								
9/24/2020		<0.002	<0.002	<0.002			<0.002	0.0019 (J)	0.001 (J)
9/28/2020					<0.002	<0.002			
10/1/2020	<0.002								
11/10/2020	<0.002								
12/15/2020	<0.002								
1/20/2021	<0.002								
2/18/2021	<0.002	<0.002	<0.002	<0.002	<0.002	0.0016 (J)			
2/19/2021							0.00079 (J)	0.0039 (J)	0.0049 (J)
3/24/2021	0.002 (J)	0.0013 (J)	0.0017 (J)	0.0014 (J)					
3/26/2021					<0.002				<0.002
3/29/2021						<0.002	<0.002	<0.002	
8/18/2021	0.0034 (J)	<0.002							
8/19/2021			0.0014 (J)	0.002 (J)					
8/20/2021					<0.002	<0.002	<0.002		
8/23/2021								0.0036 (J)	0.0043 (J)
2/9/2022	<0.002								
2/11/2022		<0.002	<0.002						
2/14/2022									0.0065
2/15/2022								0.007	
2/16/2022				<0.002	0.0022 (J)	0.0031 (J)	0.002 (J)		
7/26/2022	<0.002								
7/27/2022		<0.002	<0.002	<0.002	<0.002	<0.002			
7/28/2022							<0.002		
8/1/2022									0.0085
8/2/2022								0.0033 (J)	
1/26/2023	<0.002	<0.002	<0.002	<0.002					
1/27/2023					<0.002		<0.002		
1/30/2023						<0.002			
2/2/2023									0.01
2/7/2023								0.0028 (J)	
8/16/2023	<0.002								
8/17/2023		<0.002	<0.002	<0.002					
8/18/2023					<0.002	0.0045 (J)			
8/22/2023								0.0095	
8/23/2023							<0.002		0.0062
2/1/2024	<0.002	0.0011 (J)	<0.002						
2/2/2024				<0.002	0.00086 (J)				
2/5/2024						0.0011 (J)	<0.002		
2/8/2024								0.0015 (J)	0.0024 (J)
8/16/2024	0.0021 (J)								
8/19/2024		0.0031 (J)	0.0013 (J)	0.0012 (J)	0.0016 (J)				
8/20/2024						0.0076			
8/21/2024								0.009	
8/22/2024							<0.002		0.0046 (J)
2/5/2025	<0.002								
2/6/2025		<0.002				<0.002			
2/7/2025			<0.002	<0.002	<0.002				
2/10/2025							<0.002		
2/11/2025									<0.002
2/13/2025								<0.002	

ND substitution: RL or RL/2 if <15% NDs.

Time Series

Constituent: Arsenic (mg/L) Analysis Run 6/10/2026 3:08 PM

Plant Bowen Client: Southern Company Data: Bowen AP-1

	BGWC-14A	BGWC-16	BGWC-17	BGWC-18	BGWC-19	BGWC-20	BGWC-21	BGWC-22	BGWC-23
8/4/2025	<0.002								
8/5/2025		<0.002	<0.002	<0.002					
8/6/2025					<0.002				
8/7/2025						<0.002		<0.002	
8/11/2025							<0.002		<0.002
2/4/2026	0.0007 (J)	0.00077 (J)	<0.002	<0.002			<0.002		
2/5/2026					<0.002	0.0011 (J)			
2/6/2026									0.001 (J)
2/10/2026								0.0007 (J)	
4/7/2026						<0.002 (R)			

ND substitution: RL or RL/2 if <15% NDs.

Time Series

Constituent: Arsenic (mg/L) Analysis Run 6/10/2026 3:08 PM

Plant Bowen Client: Southern Company Data: Bowen AP-1

	BGWC-24	BGWC-25	BGWC-30	BGWC-31	BGWC-32	BGWC-34D	BGWC-35D	BGWC-36D	BGWC-38D
6/8/2016		0.0037							
6/9/2016	0.0016								
8/15/2016		0.003 (J)							
8/18/2016	0.0054								
10/10/2016	0.0079	0.0026 (J)							
12/7/2016	0.0121								
12/8/2016		<0.002							
1/23/2017			<0.002						
2/7/2017			<0.002						
2/20/2017	0.0063	0.0029 (J)							
3/27/2017			0.0019 (J)						
4/17/2017			0.0017 (J)						
4/19/2017	0.0051								
4/20/2017		0.0024 (J)							
5/22/2017			0.0034 (J)						
6/1/2017		0.0025 (J)							
6/5/2017	0.0072		0.0039 (J)						
7/11/2017			0.0016 (J)						
7/17/2017	0.0031 (J)	0.0021 (J)							
8/23/2017			0.001 (J)						
3/26/2018			0.0015 (J)						
3/28/2018		0.0019 (J)							
3/29/2018	0.0075 (J)								
6/13/2018	0.0045 (J)								
6/14/2018		0.0022 (J)							
6/15/2018			0.00089 (J)						
10/17/2018								0.00082 (J)	
10/18/2018				0.0034 (J)					
10/19/2018						0.013			
10/22/2018	0.0027 (J)	0.0026 (J)	0.00064 (J)		0.00076 (J)		0.0019 (J)		
1/14/2019						0.017			
3/1/2019	0.0032 (J)	0.0022 (J)	<0.002						
3/4/2019						0.02			
4/2/2019			0.00024 (J)					0.00039 (J)	
4/3/2019	0.0019 (J)								
4/4/2019		0.0016 (J)		0.0036 (J)		0.015	0.0018 (J)		
4/5/2019					0.00093 (J)				
9/24/2019				0.0055		0.016			
9/26/2019					0.0018 (J)		0.0035 (J)		
9/27/2019			0.00042 (J)					0.00064 (J)	
9/30/2019	0.0027 (J)	0.002 (J)							
2/25/2020							0.0013 (J)		
2/26/2020	0.0013 (J)	0.0018 (J)	0.00053 (J)	0.0037 (J)				<0.002	
2/27/2020					0.00081 (J)	0.017			0.0021 (J)
3/23/2020			<0.002	0.0054				<0.002	
3/24/2020		0.0013 (J)			0.0017 (J)	0.02			0.0054
3/25/2020	<0.005						0.00046 (J)		
9/2/2020									0.0012 (J)
9/25/2020	0.0023 (J)		<0.002		0.00093 (J)		0.0021 (J)		
9/28/2020		0.0028 (J)		0.0044 (J)		0.018		<0.002	
2/19/2021	0.0054					0.015			
2/22/2021				0.0049 (J)			0.0034 (J)		

ND substitution: RL or RL/2 if <15% NDs.

Time Series

Constituent: Arsenic (mg/L) Analysis Run 6/10/2026 3:08 PM

Plant Bowen Client: Southern Company Data: Bowen AP-1

	BGWC-24	BGWC-25	BGWC-30	BGWC-31	BGWC-32	BGWC-34D	BGWC-35D	BGWC-36D	BGWC-38D
2/23/2021		0.004 (J)			0.0032 (J)				
3/8/2021			<0.002					0.00096 (J)	
3/9/2021									0.0021 (J)
3/25/2021			0.0015 (J)					0.0021 (J)	
3/26/2021	<0.005	0.0025 (J)					0.002 (J)		
3/29/2021				0.0038 (J)					0.0019 (J)
3/30/2021					<0.002	0.016			
8/19/2021		0.0019 (J)	<0.002						<0.002
8/20/2021				0.0054			0.0021 (J)		
8/23/2021	0.0032 (J)							0.0018 (J)	
8/24/2021						0.017			
8/25/2021					0.0029 (J)				
2/14/2022			<0.002					<0.002	0.0036 (J)
2/15/2022	0.0073								
2/16/2022		0.0055		0.007	0.0041 (J)	0.02			
2/17/2022							0.0065		
7/27/2022		0.0027 (J)							
7/28/2022				0.0051		0.015	<0.005		
7/29/2022					<0.002			<0.002	
8/1/2022			0.0034 (J)						
8/2/2022	<0.005								0.0025 (J)
10/21/2022	0.003 (J)								
1/27/2023		<0.002		0.0035 (J)					
1/30/2023						0.014	0.005 (J)		
1/31/2023					0.004 (J)				
2/1/2023	0.0042 (J)		0.0024 (J)					0.0032 (J)	
2/7/2023									<0.002
8/17/2023		<0.002							
8/18/2023				0.0054	0.0039 (J)	0.016			
8/21/2023			<0.002					0.0062	0.0051
8/24/2023							0.016		
8/25/2023	0.0081								
1/30/2024	0.0036 (J)							0.0017 (J)	
2/2/2024				0.0023 (J)					
2/5/2024		<0.002				0.013			
2/6/2024			0.001 (J)						0.0016 (J)
2/7/2024							0.0073		
2/8/2024					0.0017 (J)				
8/19/2024				0.0041 (J)					
8/20/2024		0.0045 (J)				0.015		0.0042 (J)	
8/21/2024	0.0073				0.0073				
8/22/2024			0.0033 (J)				0.011		0.0056
2/5/2025								<0.002	
2/6/2025				0.003 (J)		0.015			
2/10/2025		0.0013 (J)	<0.002						
2/11/2025	<0.005						0.0038 (J)		<0.002
2/12/2025					<0.002				
8/5/2025			<0.002						
8/6/2025									<0.002
8/7/2025		<0.002				0.014		<0.002	
8/8/2025				0.0029					
8/11/2025	0.0022						0.003		

ND substitution: RL or RL/2 if <15% NDs.

Time Series

Constituent: Arsenic (mg/L) Analysis Run 6/10/2026 3:08 PM

Plant Bowen Client: Southern Company Data: Bowen AP-1

	BGWC-24	BGWC-25	BGWC-30	BGWC-31	BGWC-32	BGWC-34D	BGWC-35D	BGWC-36D	BGWC-38D
8/12/2025					<0.002				
2/2/2026	0.0016 (J)								
2/4/2026		0.0013 (J)				0.016			
2/5/2026				0.0034				0.00066 (J)	
2/6/2026					0.0011 (J)		0.0065 (J)		
2/9/2026			<0.002						0.0011 (J)

ND substitution: RL or RL/2 if <15% NDs.

Time Series

Constituent: Arsenic (mg/L) Analysis Run 6/10/2026 3:08 PM

Plant Bowen Client: Southern Company Data: Bowen AP-1

	BGWC-40	BGWC-43D	BGWC-49D	BGWC-50D	BGWC-51	BGWC-52	BGWC-53D	PZ-7
2/28/2020	0.00062 (J)							
3/25/2020	0.00051 (J)							
9/3/2020		0.00099 (J)						
9/29/2020	<0.002							
1/28/2021					0.0012 (J)	0.00099 (J)		
2/22/2021	0.0024 (J)							
2/23/2021					0.0048 (J)	0.0028 (J)		
3/8/2021		0.0013 (J)						
3/29/2021		0.001 (J)						
3/30/2021	<0.002				0.0065 (J)	0.001 (J)		
4/19/2021			0.0023 (J)	0.0032 (J)				
8/18/2021				0.0018 (J)				
8/23/2021		0.0022 (J)			0.0033 (J)	0.002 (J)		
8/24/2021	0.0021 (J)		0.003 (J)					
2/9/2022				0.0023 (J)				
2/14/2022					<0.002	<0.002		
2/15/2022		0.0048 (J)						
2/16/2022	0.0032 (J)							
2/17/2022			0.0057					
4/28/2022								<0.002
7/26/2022				0.0035 (J)				
7/28/2022	<0.002					<0.002		
8/1/2022		0.0045 (J)	0.0076		<0.002			
8/2/2022								0.0034 (J)
1/25/2023				<0.005				
1/31/2023	0.0022 (J)				<0.002	<0.002		
2/1/2023			0.0073					
2/2/2023								0.0037 (J)
2/7/2023		<0.002						
8/15/2023				<0.005				
8/18/2023	<0.002							
8/21/2023					0.0057			
8/22/2023			0.0097			0.005		
8/23/2023		0.0087						
1/30/2024		0.0034 (J)						
1/31/2024				0.0019 (J)				
2/5/2024					<0.002	<0.002		
2/6/2024			0.0022 (J)					
2/7/2024	0.00094 (J)							
8/16/2024				0.003 (J)				
8/20/2024	0.0038 (J)				0.0033 (J)	<0.002		
8/21/2024		0.0072	0.0075					
8/22/2024								0.0058
12/3/2024							0.0071	
2/5/2025				0.003 (J)				
2/6/2025					<0.002			
2/7/2025						<0.002		<0.002
2/10/2025	<0.002		<0.002					
2/11/2025		<0.002						
2/12/2025							<0.005	
7/31/2025				0.0027				
8/6/2025			<0.002					

ND substitution: RL or RL/2 if <15% NDs.

Time Series

Constituent: Arsenic (mg/L) Analysis Run 6/10/2026 3:08 PM

Plant Bowen Client: Southern Company Data: Bowen AP-1

	BGWC-40	BGWC-43D	BGWC-49D	BGWC-50D	BGWC-51	BGWC-52	BGWC-53D	PZ-7
8/7/2025		<0.002						
8/8/2025	<0.002						0.0015 (J)	
8/11/2025						<0.002		<0.002
8/13/2025					<0.002			
2/3/2026				0.0028				
2/4/2026							0.0026	0.00084 (J)
2/5/2026	0.00051 (J)				<0.002	0.00044 (J)		
2/6/2026		0.0039						
2/9/2026			0.0011 (J)					

ND substitution: RL or RL/2 if <15% NDs.

Time Series

Constituent: Barium (mg/L) Analysis Run 6/10/2026 3:08 PM

Plant Bowen Client: Southern Company Data: Bowen AP-1

	BGWA-2 (bg)	BGWA-29 (bg)	BGWA-47D (bg)	BGWA-48D (bg)	BGWC-7	BGWC-8	BGWC-9	BGWC-10	BGWC-12
6/6/2016	0.2						0.034		
6/7/2016						0.0051		0.091	0.027
6/8/2016					0.048				
8/9/2016	0.188								
8/10/2016						0.0264			
8/11/2016					0.0428		0.0305		
8/12/2016									0.026
8/16/2016								0.0667	
8/22/2016		0.0094 (J)							
10/3/2016	0.191								
10/4/2016		0.0188				0.0316			
10/5/2016							0.0289		
10/6/2016					0.0404				0.0308
10/7/2016								0.0631	
11/29/2016	0.201								
12/1/2016		0.0334							
12/2/2016						0.026			
12/5/2016							0.0269		0.0258
12/6/2016					0.0385			0.0659	
1/10/2017		0.0306							
2/13/2017	0.218								
2/14/2017		0.0247				0.0299			
2/15/2017					0.039		0.0299		0.029
2/16/2017								0.0621	
4/13/2017	0.19								
4/14/2017		0.0231				0.0275			
4/17/2017							0.0318		
4/18/2017					0.0392			0.0545	0.0294
5/25/2017	0.193	0.0235							
5/26/2017						0.0328	0.0341		
6/2/2017					0.0407			0.0555	0.0354
7/7/2017	0.148								
7/10/2017		0.0207				0.0305			
7/11/2017							0.0355		
7/12/2017								0.0572	
7/13/2017									0.0329
7/14/2017					0.0394				
3/26/2018	0.17	0.016				0.029			
3/27/2018					0.039		0.026	0.051	
3/28/2018									0.034
6/12/2018	0.18	0.018				0.031	0.024		
6/13/2018					0.038				
6/14/2018								0.053	0.032
10/16/2018	0.17	0.016				0.034			
10/17/2018							0.037		0.033
10/18/2018					0.037			0.053	
2/25/2019	0.16					0.03			
2/27/2019		0.013							
2/28/2019					0.041			0.053	0.033
4/1/2019	0.16	0.014				0.025	0.027		0.023
4/2/2019					0.031			0.045	
9/23/2019	0.21	0.016							

Time Series

Constituent: Barium (mg/L) Analysis Run 6/10/2026 3:08 PM

Plant Bowen Client: Southern Company Data: Bowen AP-1

	BGWA-2 (bg)	BGWA-29 (bg)	BGWA-47D (bg)	BGWA-48D (bg)	BGWC-7	BGWC-8	BGWC-9	BGWC-10	BGWC-12
9/24/2019					0.035	0.03	0.035		
9/25/2019								0.047	0.035
2/18/2020	0.15								
2/19/2020		0.013				0.032			
2/20/2020							0.025	0.049	
2/21/2020					0.03				
2/24/2020									0.033
3/18/2020	0.14	0.013				0.028			
3/19/2020					0.031		0.028		0.034
3/23/2020								0.042	
5/22/2020			0.046						
5/25/2020				0.12					
6/23/2020			0.065	0.067					
7/28/2020			0.081	0.098					
9/2/2020			0.058						
9/3/2020				0.067					
9/23/2020	0.14	0.014				0.029			
9/24/2020							0.031	0.041	
9/25/2020					0.03				0.038
10/1/2020			0.058	0.073					
11/10/2020			0.057	0.071					
12/15/2020			0.059	0.073					
1/20/2021			0.058	0.071					
2/16/2021	0.15	0.013				0.028			
2/17/2021			0.06	0.064			0.03		
2/18/2021					0.031			0.039	
2/19/2021									0.043
3/23/2021		0.013							
3/24/2021						0.027	0.026		0.039
3/25/2021			0.057	0.091					
3/26/2021	0.14								
3/30/2021					0.035			0.041	
8/16/2021	0.13	0.017	0.06	0.074					
8/18/2021						0.029	0.025	0.036	0.042
8/19/2021					0.028				
2/9/2022	0.12		0.057	0.054					
2/10/2022		0.011				0.027	0.026		
2/11/2022					0.029			0.044	0.043
7/26/2022	0.12	0.013	0.056	0.025		0.029	0.029		
7/27/2022									0.045
7/28/2022					0.028			0.042	
1/24/2023	0.1	0.012	0.059	0.024					
1/26/2023					0.029	0.029	0.027		0.052
1/27/2023								0.04	
8/15/2023			0.055						
8/16/2023		0.015		0.03		0.027			0.049
8/17/2023					0.027		0.03	0.039	
8/21/2023	0.11								
1/31/2024			0.054	0.052					
2/1/2024						0.027	0.027	0.038	0.055
2/2/2024					0.023				
2/5/2024		0.011							

Time Series

Constituent: Barium (mg/L) Analysis Run 6/10/2026 3:08 PM

Plant Bowen Client: Southern Company Data: Bowen AP-1

	BGWA-2 (bg)	BGWA-29 (bg)	BGWA-47D (bg)	BGWA-48D (bg)	BGWC-7	BGWC-8	BGWC-9	BGWC-10	BGWC-12
2/8/2024	0.11								
8/15/2024			0.051	0.044					
8/16/2024					0.02	0.023			
8/19/2024							0.028		0.045
8/20/2024								0.04	
8/21/2024	0.1	0.011							
2/4/2025			0.057	0.045					
2/5/2025						0.027	0.028		0.06
2/6/2025		0.013			0.025			0.043	
2/10/2025	0.11								
7/31/2025			0.053	0.061		0.025			
8/4/2025							0.025		0.048
8/5/2025	0.099				0.022			0.04	
8/12/2025		0.012							
2/3/2026			0.053	0.086		0.026	0.03		0.054
2/4/2026					0.023			0.042	
2/5/2026		0.012							
2/6/2026	0.1								

Time Series

Constituent: Barium (mg/L) Analysis Run 6/10/2026 3:08 PM

Plant Bowen Client: Southern Company Data: Bowen AP-1

	BGWC-14A	BGWC-16	BGWC-17	BGWC-18	BGWC-19	BGWC-20	BGWC-21	BGWC-22	BGWC-23
6/7/2016		0.027	0.017						
6/8/2016				0.039	0.036	0.036	0.054	0.092	
6/9/2016									0.11
8/11/2016		0.0292	0.0152						
8/12/2016				0.031	0.0412	0.0283			
8/18/2016							0.0479	0.0953	0.0893
10/7/2016		0.0295	0.0225	0.0427	0.0427				
10/10/2016						0.0288	0.0433	0.0954	0.0839
12/6/2016		0.0367	0.0171	0.0398					
12/7/2016					0.0338	0.0279			0.0912
12/8/2016							0.0474	0.0991	
2/16/2017		0.0315	0.0187	0.0309	0.0407				
2/17/2017						0.0316	0.0483	0.0927	
2/20/2017									0.0813
4/18/2017		0.0272							
4/19/2017			0.0183	0.0325	0.042	0.0367	0.0486		0.087
4/20/2017								0.086	
5/30/2017		0.0316	0.0179						
6/1/2017				0.0331	0.0341	0.0361	0.0468		
6/5/2017								0.0875	0.084
7/14/2017		0.029	0.0191	0.0349	0.0405				
7/17/2017									0.0809
7/18/2017						0.0346	0.0494		
7/19/2017								0.0877	
3/27/2018		0.027	0.015	0.027	0.029				
3/28/2018						0.03	0.043		
3/29/2018								0.088	0.085
6/12/2018		0.029							
6/13/2018						0.031			0.091
6/14/2018			0.016	0.032			0.042	0.093	
6/15/2018					0.032				
10/17/2018			0.015						
10/18/2018		0.026		0.033					
10/19/2018					0.037		0.038		
10/22/2018						0.03		0.088	0.087
2/25/2019		0.028							
2/27/2019			0.014	0.027		0.032			
3/1/2019					0.028			0.087	0.097
4/2/2019		0.025	0.015	0.028					
4/3/2019					0.033	0.029	0.033	0.082	0.087
9/26/2019		0.031	0.023	0.042	0.049	0.032			
9/27/2019								0.095	0.11
9/30/2019							0.036		
2/20/2020		0.026							
2/24/2020			0.014	0.028	0.024	0.033			
2/25/2020								0.062	0.12
2/26/2020							0.024		
3/19/2020		0.027	0.017						
3/20/2020				0.031	0.034		0.03	0.075	
3/23/2020						0.032			0.11
5/22/2020	0.036								
6/23/2020	0.029								

Time Series

Constituent: Barium (mg/L) Analysis Run 6/10/2026 3:08 PM

Plant Bowen Client: Southern Company Data: Bowen AP-1

	BGWC-14A	BGWC-16	BGWC-17	BGWC-18	BGWC-19	BGWC-20	BGWC-21	BGWC-22	BGWC-23
7/28/2020	0.049								
9/2/2020	0.04								
9/24/2020		0.028	0.022	0.031			0.031	0.093	0.12
9/28/2020					0.03	0.032			
10/1/2020	0.039								
11/10/2020	0.037								
12/15/2020	0.042								
1/20/2021	0.042								
2/18/2021	0.036	0.028	0.017	0.034	0.026	0.039			
2/19/2021							0.03	0.086	0.12
3/24/2021	0.032	0.028	0.018	0.031					
3/26/2021					0.028				0.12
3/29/2021						0.033	0.025	0.079	
8/18/2021	0.04	0.027							
8/19/2021			0.015	0.029					
8/20/2021					0.035	0.034	0.024		
8/23/2021								0.073	0.11
2/9/2022	0.022								
2/11/2022		0.03	0.015						
2/14/2022									0.11
2/15/2022								0.074	
2/16/2022				0.032	0.036	0.035	0.028		
7/26/2022	0.038								
7/27/2022		0.033	0.015	0.029	0.039	0.032			
7/28/2022							0.025		
8/1/2022									0.099
8/2/2022								0.074	
1/26/2023	0.025	0.033	0.015	0.034					
1/27/2023					0.023		0.021		
1/30/2023						0.036			
2/2/2023									0.088
2/7/2023								0.058	
8/16/2023	0.041								
8/17/2023		0.034	0.015	0.033					
8/18/2023					0.034	0.035			
8/22/2023								0.068	
8/23/2023							0.036		0.06
2/1/2024	0.034	0.032	0.017						
2/2/2024				0.027	0.028				
2/5/2024						0.034	0.027		
2/8/2024								0.05	0.059
8/16/2024	0.034								
8/19/2024		0.026	0.014	0.032	0.039				
8/20/2024						0.032			
8/21/2024								0.055	
8/22/2024							0.022		0.063
2/5/2025	0.04								
2/6/2025		0.029				0.037			
2/7/2025			0.016	0.034	0.037				
2/10/2025							0.02		
2/11/2025									0.053
2/13/2025								0.046	

Time Series

Constituent: Barium (mg/L) Analysis Run 6/10/2026 3:08 PM

Plant Bowen Client: Southern Company Data: Bowen AP-1

	BGWC-14A	BGWC-16	BGWC-17	BGWC-18	BGWC-19	BGWC-20	BGWC-21	BGWC-22	BGWC-23
8/4/2025	0.031								
8/5/2025		0.022	0.016	0.032					
8/6/2025					0.041				
8/7/2025						0.031		0.051	
8/11/2025							0.018		0.044
2/4/2026	0.034	0.022	0.015	0.032			0.019		
2/5/2026					0.033	0.036			
2/6/2026									0.048
2/10/2026								0.049	
4/7/2026						0.035 (R)			

Time Series

Constituent: Barium (mg/L) Analysis Run 6/10/2026 3:08 PM

Plant Bowen Client: Southern Company Data: Bowen AP-1

	BGWC-24	BGWC-25	BGWC-30	BGWC-31	BGWC-32	BGWC-34D	BGWC-35D	BGWC-36D	BGWC-38D
6/8/2016		0.038							
6/9/2016	0.14								
8/15/2016		0.0321							
8/18/2016	0.113								
10/10/2016	0.0888	0.0283							
12/7/2016	0.0289								
12/8/2016		0.0294							
1/23/2017			0.237						
2/7/2017			0.191						
2/20/2017	0.0999	0.0275							
3/27/2017			0.197						
4/17/2017			0.192						
4/19/2017	0.114								
4/20/2017		0.0279							
5/22/2017			0.197						
6/1/2017		0.0313							
6/5/2017	0.135		0.201						
7/11/2017			0.179						
7/17/2017	0.134	0.0251							
8/23/2017			0.15						
3/26/2018			0.1						
3/28/2018		0.018							
3/29/2018	0.08								
6/13/2018	0.1								
6/14/2018		0.019							
6/15/2018			0.087						
10/17/2018								0.11	
10/18/2018				0.055					
10/19/2018						0.038			
10/22/2018	0.1	0.018	0.1		0.096		0.065		
3/1/2019	0.12	0.021	0.078						
4/2/2019			0.075					0.074	
4/3/2019	0.095								
4/4/2019		0.016		0.032		0.031	0.071		
4/5/2019					0.085				
9/24/2019				0.038		0.036			
9/26/2019					0.12		0.085		
9/27/2019			0.08					0.084	
9/30/2019	0.098	0.016							
2/25/2020							0.099		
2/26/2020	0.1	0.015	0.062	0.033				0.064	
2/27/2020					0.092	0.036			0.24
3/23/2020			0.075	0.038				0.062	
3/24/2020		0.015			0.094	0.043			0.17
3/25/2020	0.096						0.12		
9/2/2020									0.19
9/25/2020	0.088		0.07		0.14		0.11		
9/28/2020		0.016		0.038		0.042		0.067	
2/19/2021	0.081					0.053			
2/22/2021				0.041			0.091		
2/23/2021		0.019			0.13				
3/8/2021			0.074					0.073	

Time Series

Constituent: Barium (mg/L) Analysis Run 6/10/2026 3:08 PM

Plant Bowen Client: Southern Company Data: Bowen AP-1

	BGWC-24	BGWC-25	BGWC-30	BGWC-31	BGWC-32	BGWC-34D	BGWC-35D	BGWC-36D	BGWC-38D
3/9/2021									0.096
3/25/2021			0.06					0.073	
3/26/2021	0.075	0.018					0.07		
3/29/2021				0.039					0.082
3/30/2021					0.13	0.048			
8/19/2021		0.019	0.094						0.14
8/20/2021				0.041			0.069		
8/23/2021	0.077							0.066	
8/24/2021						0.048			
8/25/2021					0.099				
2/14/2022			0.072					0.064	0.15
2/15/2022	0.077								
2/16/2022		0.019		0.042	0.096	0.052			
2/17/2022							0.071		
7/27/2022		0.016							
7/28/2022				0.039		0.051	0.06		
7/29/2022					0.09			0.062	
8/1/2022			0.061						
8/2/2022	0.022								0.12
10/21/2022	0.057								
1/27/2023		0.015		0.042					
1/30/2023						0.055	0.059		
1/31/2023					0.1				
2/1/2023	0.052		0.062					0.058	
2/7/2023									0.11
8/17/2023		0.013							
8/18/2023				0.041	0.079	0.052			
8/21/2023			0.051					0.06	0.1
8/24/2023							0.056		
8/25/2023	0.045								
1/30/2024	0.042							0.06	
2/2/2024				0.044					
2/5/2024		0.016				0.057			
2/6/2024			0.055						0.16
2/7/2024							0.05		
2/8/2024					0.086				
8/19/2024				0.035					
8/20/2024		0.017				0.056		0.054	
8/21/2024	0.035				0.083				
8/22/2024			0.043				0.053		0.088
2/5/2025								0.063	
2/6/2025				0.044		0.06			
2/10/2025		0.015	0.042						
2/11/2025	0.041						0.053		0.085
2/12/2025					0.085				
8/5/2025			0.061						
8/6/2025									0.1
8/7/2025		0.012				0.052		0.053	
8/8/2025				0.039					
8/11/2025	0.037						0.051		
8/12/2025					0.083				
2/2/2026	0.041								

Time Series

Constituent: Barium (mg/L) Analysis Run 6/10/2026 3:08 PM

Plant Bowen Client: Southern Company Data: Bowen AP-1

	BGWC-24	BGWC-25	BGWC-30	BGWC-31	BGWC-32	BGWC-34D	BGWC-35D	BGWC-36D	BGWC-38D
2/4/2026		0.014				0.057			
2/5/2026				0.041				0.059	
2/6/2026					0.092		0.05		
2/9/2026			0.047						0.089

Time Series

Constituent: Barium (mg/L) Analysis Run 6/10/2026 3:08 PM

Plant Bowen Client: Southern Company Data: Bowen AP-1

	BGWC-40	BGWC-43D	BGWC-49D	BGWC-50D	BGWC-51	BGWC-52	BGWC-53D	PZ-7
2/28/2020	0.045							
3/25/2020	0.048							
9/3/2020		0.083						
9/29/2020	0.047							
1/28/2021					0.061	0.076		
2/22/2021	0.061							
2/23/2021					0.054	0.095		
3/8/2021		0.068						
3/29/2021		0.065						
3/30/2021	0.06				0.051	0.084		
4/19/2021			0.077	0.033				
8/18/2021				0.028				
8/23/2021		0.07			0.044	0.063		
8/24/2021	0.053		0.094					
2/9/2022				0.049				
2/14/2022					0.011	0.029		
2/15/2022		0.076						
2/16/2022	0.055							
2/17/2022			0.077					
4/28/2022								0.021
7/26/2022				0.051				
7/28/2022	0.047					0.021		
8/1/2022		0.066	0.062		0.0081			
8/2/2022								0.026
1/25/2023				0.067				
1/31/2023	0.047				0.011	0.032		
2/1/2023			0.055					
2/2/2023								0.022
2/7/2023		0.059						
8/15/2023				0.062				
8/18/2023	0.038							
8/21/2023					0.0094			
8/22/2023			0.074			0.029		
8/23/2023		0.062						
1/30/2024		0.072						
1/31/2024				0.055				
2/5/2024					0.0058	0.019		
2/6/2024			0.057					
2/7/2024	0.039							
8/16/2024				0.031				
8/20/2024	0.034				0.0057	0.019		
8/21/2024		0.056	0.069					
8/22/2024								0.033
12/3/2024							0.069	
2/5/2025				0.047				
2/6/2025					0.0055			
2/7/2025						0.019		0.025
2/10/2025	0.035		0.062					
2/11/2025		0.057						
2/12/2025							0.061	
7/31/2025				0.031				
8/6/2025			0.06					

Time Series

Constituent: Barium (mg/L) Analysis Run 6/10/2026 3:08 PM

Plant Bowen Client: Southern Company Data: Bowen AP-1

	BGWC-40	BGWC-43D	BGWC-49D	BGWC-50D	BGWC-51	BGWC-52	BGWC-53D	PZ-7
8/7/2025		0.049						
8/8/2025	0.033						0.048	
8/11/2025						0.018		0.028
8/13/2025					0.0079			
2/3/2026				0.033				
2/4/2026							0.052	0.022
2/5/2026	0.034				0.0054	0.024		
2/6/2026		0.053						
2/9/2026			0.074					

Time Series

Constituent: Beryllium (mg/L) Analysis Run 6/10/2026 3:08 PM

Plant Bowen Client: Southern Company Data: Bowen AP-1

	BGWA-2 (bg)	BGWA-29 (bg)	BGWA-47D (bg)	BGWA-48D (bg)	BGWC-7	BGWC-8	BGWC-9	BGWC-10	BGWC-12
6/6/2016	<0.0004						<0.0004		
6/7/2016						<0.0004		<0.0004	<0.0004
6/8/2016					<0.0004				
8/9/2016	<0.0004								
8/10/2016						<0.0004			
8/11/2016					<0.0004		<0.0004		
8/12/2016									<0.0004
8/16/2016								<0.0004	
8/22/2016		<0.0004							
10/3/2016	<0.0004								
10/4/2016		<0.0004				<0.0004			
10/5/2016							<0.0004		
10/6/2016					<0.0004				<0.0004
10/7/2016								<0.0004	
11/29/2016	<0.0004								
12/1/2016		<0.0004							
12/2/2016						<0.0004			
12/5/2016							<0.0004		<0.0004
12/6/2016					<0.0004			<0.0004	
1/10/2017		<0.0004							
2/13/2017	<0.0004								
2/14/2017		<0.0004				<0.0004			
2/15/2017					<0.0004		<0.0004		<0.0004
2/16/2017								<0.0004	
4/13/2017	<0.0004								
4/14/2017		<0.0004				<0.0004			
4/17/2017							<0.0004		
4/18/2017					<0.0004			<0.0004	<0.0004
5/25/2017	<0.0004	<0.0004							
5/26/2017						<0.0004	<0.0004		
6/2/2017					<0.0004			<0.0004	<0.0004
7/7/2017	<0.0004								
7/10/2017		<0.0004				<0.0004			
7/11/2017							<0.0004		
7/12/2017								<0.0004	
7/13/2017									<0.0004
7/14/2017					<0.0004				
3/26/2018	<0.0004	<0.0004				<0.0004			
3/27/2018					<0.0004		<0.0004	<0.0004	
3/28/2018									<0.0004
2/25/2019	<0.0004					<0.0004			
2/27/2019		<0.0004							
2/28/2019					<0.0004			<0.0004	7.6E-05 (J)
4/1/2019	<0.0004	<0.0004				<0.0004	<0.0004		<0.0004
4/2/2019					<0.0004			<0.0004	
9/23/2019	<0.0004	<0.0004							
9/24/2019					<0.0004	<0.0004	<0.0004		
9/25/2019								<0.0004	<0.0004
2/18/2020	<0.0004								
2/19/2020		<0.0004				<0.0004			
2/20/2020							<0.0004	<0.0004	
2/21/2020					<0.0004				

ND substitution: RL or RL/2 if <15% NDs.

Time Series

Constituent: Beryllium (mg/L) Analysis Run 6/10/2026 3:08 PM

Plant Bowen Client: Southern Company Data: Bowen AP-1

	BGWA-2 (bg)	BGWA-29 (bg)	BGWA-47D (bg)	BGWA-48D (bg)	BGWC-7	BGWC-8	BGWC-9	BGWC-10	BGWC-12
2/24/2020									<0.0004
3/18/2020	<0.0004	<0.0004				<0.0004			
3/19/2020					<0.0004		<0.0004		<0.0004
3/23/2020								<0.0004	
5/22/2020			<0.0004						
5/25/2020				<0.0004					
6/23/2020			<0.0004	<0.0004					
7/28/2020			<0.0004	<0.0004					
9/2/2020			<0.0004						
9/3/2020				<0.0004					
9/23/2020	<0.0004	<0.0004				<0.0004			
9/24/2020							<0.0004	<0.0004	
9/25/2020					<0.0004				<0.0004
10/1/2020			<0.0004	5.7E-05 (J)					
11/10/2020			<0.0004	<0.0004					
12/15/2020			<0.0004	<0.0004					
1/20/2021			<0.0004	<0.0004					
2/16/2021	<0.0004	<0.0004				<0.0004			
2/17/2021			<0.0004	<0.0004			<0.0004		
2/18/2021					<0.0004			<0.0004	
2/19/2021									4.6E-05 (J)
3/23/2021		<0.0004							
3/24/2021						<0.0004	<0.0004		<0.0004
3/25/2021			<0.0004	<0.0004					
3/26/2021	<0.0004								
3/30/2021					<0.0004			<0.0004	
8/16/2021	<0.0004	<0.0004	<0.0004	<0.0004					
8/18/2021						<0.0004	<0.0004	<0.0004	<0.0004
8/19/2021					<0.0004				
2/9/2022	<0.0004		<0.0004	<0.0004					
2/10/2022		<0.0004				<0.0004	<0.0004		
2/11/2022					<0.0004			<0.0004	<0.0004
7/26/2022	<0.0004	<0.0004	<0.0004	<0.0004		<0.0004	<0.0004		
7/27/2022									<0.0004
7/28/2022					<0.0004			<0.0004	
1/24/2023	<0.0004	<0.0004	<0.0004	<0.0004					
1/26/2023					<0.0004	<0.0004	<0.0004		<0.0004
1/27/2023								<0.0004	
8/15/2023			<0.0004						
8/16/2023		<0.0004		<0.0004		<0.0004			<0.0004
8/17/2023					<0.0004		<0.0004	<0.0004	
8/21/2023	<0.0004								
1/31/2024			<0.0004	<0.0004					
2/1/2024						<0.0004	<0.0004	<0.0004	<0.0004
2/2/2024					<0.0004				
2/5/2024		<0.0004							
2/8/2024	<0.0004								
8/15/2024			<0.0004	<0.0004					
8/16/2024					<0.0004	<0.0004			
8/19/2024							<0.0004		<0.0004
8/20/2024								<0.0004	
8/21/2024	<0.0004	<0.0004							

ND substitution: RL or RL/2 if <15% NDs.

Time Series

Constituent: Beryllium (mg/L) Analysis Run 6/10/2026 3:08 PM

Plant Bowen Client: Southern Company Data: Bowen AP-1

	BGWA-2 (bg)	BGWA-29 (bg)	BGWA-47D (bg)	BGWA-48D (bg)	BGWC-7	BGWC-8	BGWC-9	BGWC-10	BGWC-12
2/4/2025			<0.0004	<0.0004					
2/5/2025						<0.0004	<0.0004		<0.0004
2/6/2025		<0.0004			<0.0004			<0.0004	
2/10/2025	<0.0004								
7/31/2025			<0.0004	<0.0004		<0.0004			
8/4/2025							<0.0004		<0.0004
8/5/2025	<0.0004				<0.0004			<0.0004	
8/12/2025		<0.0004							
2/3/2026			<0.0004	<0.0004		<0.0004	<0.0004		<0.0004
2/4/2026					<0.0004			<0.0004	
2/5/2026		<0.0004							
2/6/2026	<0.0004								

ND substitution: RL or RL/2 if <15% NDs.

Time Series

Constituent: Beryllium (mg/L) Analysis Run 6/10/2026 3:08 PM

Plant Bowen Client: Southern Company Data: Bowen AP-1

	BGWC-14A	BGWC-16	BGWC-17	BGWC-18	BGWC-19	BGWC-20	BGWC-21	BGWC-22	BGWC-23
6/7/2016		<0.0004	<0.0004						
6/8/2016				<0.0004	<0.0004	<0.0004	<0.0004	<0.0004	
6/9/2016									<0.0004
8/11/2016		<0.0004	<0.0004						
8/12/2016				<0.0004	<0.0004	<0.0004			
8/18/2016							<0.0004	<0.0004	<0.0004
10/7/2016		<0.0004	<0.0004	<0.0004	<0.0004				
10/10/2016						<0.0004	<0.0004	<0.0004	<0.0004
12/6/2016		<0.0004	<0.0004	<0.0004					
12/7/2016					<0.0004	<0.0004			<0.0004
12/8/2016							<0.0004	<0.0004	
2/16/2017		<0.0004	<0.0004	<0.0004	<0.0004				
2/17/2017						<0.0004	<0.0004	<0.0004	
2/20/2017									<0.0004
4/18/2017		<0.0004							
4/19/2017			<0.0004	<0.0004	8E-05 (J)	<0.0004	<0.0004		<0.0004
4/20/2017								<0.0004	
5/30/2017		<0.0004	<0.0004						
6/1/2017				9E-05 (J)	7E-05 (J)	<0.0004	<0.0004		
6/5/2017								<0.0004	<0.0004
7/14/2017		<0.0004	<0.0004	<0.0004	<0.0004				
7/17/2017									<0.0004
7/18/2017						<0.0004	<0.0004		
7/19/2017								<0.0004	
3/27/2018		<0.0004	<0.0004	<0.0004	<0.0004				
3/28/2018						<0.0004	<0.0004		
3/29/2018								<0.0004	<0.0004
2/25/2019		8.7E-05 (J)							
2/27/2019			<0.0004	0.00011 (J)		<0.0004			
3/1/2019					<0.0004			0.00012 (J)	<0.0004
4/2/2019		6.3E-05 (J)	<0.0004	5.2E-05 (J)					
4/3/2019					<0.0004	<0.0004	<0.0004	6.7E-05 (J)	<0.0004
9/26/2019		8E-05 (J)	<0.0004	<0.0004	<0.0004	<0.0004			
9/27/2019								9.9E-05 (J)	<0.0004
9/30/2019							<0.0004		
2/20/2020		0.00012 (J)							
2/24/2020			<0.0004	<0.0004	<0.0004	<0.0004			
2/25/2020								9.3E-05 (J)	<0.0004
2/26/2020							<0.0004		
3/19/2020		0.00012 (J)	<0.0004						
3/20/2020				7.6E-05 (J)	<0.0004		<0.0004	8.8E-05 (J)	
3/23/2020						<0.0004			<0.0004
5/22/2020	<0.0004								
6/23/2020	<0.0004								
7/28/2020	<0.0004								
9/2/2020	<0.0004								
9/24/2020		0.00011 (J)	5.4E-05 (J)	<0.0004			<0.0004	0.00012 (J)	5.4E-05 (J)
9/28/2020					8.8E-05 (J)	<0.0004			
10/1/2020	<0.0004								
11/10/2020	<0.0004								
12/15/2020	<0.0004								
1/20/2021	<0.0004								

ND substitution: RL or RL/2 if <15% NDs.

Time Series

Constituent: Beryllium (mg/L) Analysis Run 6/10/2026 3:08 PM

Plant Bowen Client: Southern Company Data: Bowen AP-1

	BGWC-14A	BGWC-16	BGWC-17	BGWC-18	BGWC-19	BGWC-20	BGWC-21	BGWC-22	BGWC-23
2/18/2021	<0.0004	0.00013 (J)	6.5E-05 (J)	6.8E-05 (J)	5.2E-05 (J)	<0.0004			
2/19/2021							<0.0004	0.00013 (J)	<0.0004
3/24/2021	<0.0004	0.00014 (J)	<0.0004	6.1E-05 (J)					
3/26/2021					5.5E-05 (J)				<0.0004
3/29/2021						<0.0004	<0.0004	0.00011 (J)	
8/18/2021	<0.0004	0.00013 (J)							
8/19/2021			6.1E-05 (J)	<0.0004					
8/20/2021					8.7E-05 (J)	<0.0004	<0.0004		
8/23/2021								0.00011 (J)	<0.0004
2/9/2022	<0.0004								
2/11/2022		0.00013 (J)	<0.0004						
2/14/2022									<0.0004
2/15/2022								0.00012 (J)	
2/16/2022				6.3E-05 (J)	0.0001 (J)	<0.0004	<0.0004		
7/26/2022	<0.0004								
7/27/2022		0.00017 (J)	5.8E-05 (J)	<0.0004	6.1E-05 (J)	<0.0004			
7/28/2022							<0.0004		
8/1/2022									<0.0004
8/2/2022								0.00012 (J)	
1/26/2023	<0.0004	0.00015 (J)	<0.0004	0.0001 (J)					
1/27/2023					<0.0004		<0.0004		
1/30/2023						<0.0004			
2/2/2023									<0.0004
2/7/2023								0.00013 (J)	
8/16/2023	<0.0004								
8/17/2023		0.00017 (J)	5.7E-05 (J)	<0.0004					
8/18/2023					<0.0004	<0.0004			
8/22/2023								0.00014 (J)	
8/23/2023							<0.0004		<0.0004
2/1/2024	<0.0004	0.00022 (J)	<0.0004						
2/2/2024				<0.0004	<0.0004				
2/5/2024						<0.0004	<0.0004		
2/8/2024								0.00013 (J)	<0.0004
8/16/2024	<0.0004								
8/19/2024		0.00023 (J)	<0.0004	<0.0004	<0.0004				
8/20/2024						<0.0004			
8/21/2024								0.00014 (J)	
8/22/2024							<0.0004		<0.0004
2/5/2025	<0.0004								
2/6/2025		0.00034 (J)				<0.0004			
2/7/2025			<0.0004	<0.0004	<0.0004				
2/10/2025							<0.0004		
2/11/2025									<0.0004
2/13/2025								<0.0004	
8/4/2025	<0.0004								
8/5/2025		0.00024 (J)	<0.0004	<0.0004					
8/6/2025					<0.0004				
8/7/2025						<0.0004		<0.0004	
8/11/2025							<0.0004		<0.0004
2/4/2026	<0.0004	0.00036 (J)	<0.0004	<0.0004			<0.0004		
2/5/2026					<0.0004	<0.0004			
2/6/2026									<0.0004

ND substitution: RL or RL/2 if <15% NDs.

Time Series

Constituent: Beryllium (mg/L) Analysis Run 6/10/2026 3:08 PM

Plant Bowen Client: Southern Company Data: Bowen AP-1

	BGWC-14A	BGWC-16	BGWC-17	BGWC-18	BGWC-19	BGWC-20	BGWC-21	BGWC-22	BGWC-23
2/10/2026								<0.0004	
4/7/2026						<0.0004 (R)			

ND substitution: RL or RL/2 if <15% NDs.

Time Series

Constituent: Beryllium (mg/L) Analysis Run 6/10/2026 3:08 PM

Plant Bowen Client: Southern Company Data: Bowen AP-1

	BGWC-24	BGWC-25	BGWC-30	BGWC-31	BGWC-32	BGWC-34D	BGWC-35D	BGWC-36D	BGWC-38D
6/8/2016		<0.0004							
6/9/2016	<0.0004								
8/15/2016		<0.0004							
8/18/2016	<0.0004								
10/10/2016	<0.0004	<0.0004							
12/7/2016	<0.0004								
12/8/2016		<0.0004							
1/23/2017			<0.0004						
2/7/2017			<0.0004						
2/20/2017	<0.0004	<0.0004							
3/27/2017			<0.0004						
4/17/2017			<0.0004						
4/19/2017	<0.0004								
4/20/2017		<0.0004							
5/22/2017			<0.0004						
6/1/2017		<0.0004							
6/5/2017	<0.0004		<0.0004						
7/11/2017			<0.0004						
7/17/2017	<0.0004	<0.0004							
8/23/2017			<0.0004						
3/26/2018			<0.0004						
3/28/2018		<0.0004							
3/29/2018	<0.0004								
3/1/2019	<0.0004	<0.0004	<0.0004						
4/2/2019			<0.0004					7E-05 (J)	
4/3/2019	<0.0004								
4/4/2019		<0.0004		<0.0004		<0.0004	<0.0004		
4/5/2019					<0.0004				
9/24/2019				<0.0004		<0.0004			
9/26/2019					<0.0004		<0.0004		
9/27/2019			<0.0004					<0.0004	
9/30/2019	9.3E-05 (J)	<0.0004							
2/25/2020							<0.0004		
2/26/2020	0.0001 (J)	<0.0004	<0.0004	<0.0004				<0.0004	
2/27/2020					<0.0004	<0.0004			8.8E-05 (J)
3/23/2020			<0.0004	<0.0004				<0.0004	
3/24/2020		<0.0004			<0.0004	<0.0004			<0.0004
3/25/2020	0.0001 (J)						<0.0004		
9/2/2020									6E-05 (J)
9/25/2020	0.00013 (J)		<0.0004		<0.0004		<0.0004		
9/28/2020		<0.0004		<0.0004		<0.0004		<0.0004	
2/19/2021	0.00018 (J)					<0.0004			
2/22/2021				<0.0004			<0.0004		
2/23/2021		<0.0004			<0.0004				
3/8/2021			<0.0004					<0.0004	
3/9/2021									<0.0004
3/25/2021			<0.0004					<0.0004	
3/26/2021	<0.0004	<0.0004					<0.0004		
3/29/2021				<0.0004					<0.0004
3/30/2021					<0.0004	<0.0004			
8/19/2021		<0.0004	<0.0004						5.9E-05 (J)
8/20/2021				<0.0004			<0.0004		

ND substitution: RL or RL/2 if <15% NDs.

Time Series

Constituent: Beryllium (mg/L) Analysis Run 6/10/2026 3:08 PM

Plant Bowen Client: Southern Company Data: Bowen AP-1

	BGWC-24	BGWC-25	BGWC-30	BGWC-31	BGWC-32	BGWC-34D	BGWC-35D	BGWC-36D	BGWC-38D
8/23/2021	0.00017 (J)							<0.0004	
8/24/2021						<0.0004			
8/25/2021					<0.0004				
2/14/2022			<0.0004					<0.0004	<0.0004
2/15/2022	0.00027 (J)								
2/16/2022		<0.0004		<0.0004	<0.0004	<0.0004			
2/17/2022							<0.0004		
7/27/2022		<0.0004							
7/28/2022				<0.0004		<0.0004	<0.0004		
7/29/2022					<0.0004			<0.0004	
8/1/2022			<0.0004						
8/2/2022	<0.0004								5.4E-05 (J)
10/21/2022	0.00022 (J)								
1/27/2023		<0.0004		<0.0004					
1/30/2023						<0.0004	<0.0004		
1/31/2023					<0.0004				
2/1/2023	0.00031 (J)		<0.0004					<0.0004	
2/7/2023									8.7E-05 (J)
8/17/2023		<0.0004							
8/18/2023				<0.0004	<0.0004	<0.0004			
8/21/2023			<0.0004					<0.0004	<0.0004
8/24/2023							<0.0004		
8/25/2023	0.00024 (J)								
1/30/2024	0.00028 (J)							<0.0004	
2/2/2024				<0.0004					
2/5/2024		<0.0004				<0.0004			
2/6/2024			<0.0004						<0.0004
2/7/2024							<0.0004		
2/8/2024					<0.0004				
8/19/2024				<0.0004					
8/20/2024		<0.0004				<0.0004		<0.0004	
8/21/2024	0.00024 (J)				<0.0004				
8/22/2024			<0.0004				<0.0004		<0.0004
2/5/2025								<0.0004	
2/6/2025				<0.0004		<0.0004			
2/10/2025		<0.0004	<0.0004						
2/11/2025	0.00027 (J)						<0.0004		<0.0004
2/12/2025					<0.0004				
8/5/2025			<0.0004						
8/6/2025									<0.0004
8/7/2025		<0.0004				<0.0004		<0.0004	
8/8/2025				<0.0004					
8/11/2025	0.00029 (J)						<0.0004		
8/12/2025					<0.0004				
2/2/2026	0.00027 (J)								
2/4/2026		<0.0004				<0.0004			
2/5/2026				<0.0004				<0.0004	
2/6/2026					<0.0004		<0.0004		
2/9/2026			<0.0004						<0.0004

ND substitution: RL or RL/2 if <15% NDs.

Time Series

Constituent: Beryllium (mg/L) Analysis Run 6/10/2026 3:08 PM

Plant Bowen Client: Southern Company Data: Bowen AP-1

	BGWC-40	BGWC-43D	BGWC-49D	BGWC-50D	BGWC-51	BGWC-52	BGWC-53D	PZ-7
2/28/2020	<0.0004							
3/25/2020	<0.0004							
9/3/2020		<0.0004						
9/29/2020	<0.0004							
1/28/2021					8.3E-05 (J)	<0.0004		
2/22/2021	<0.0004							
2/23/2021					0.00011 (J)	<0.0004		
3/8/2021		<0.0004						
3/29/2021		<0.0004						
3/30/2021	<0.0004				0.00021 (J)	5.2E-05 (J)		
4/19/2021			<0.0004	<0.0004				
8/18/2021				<0.0004				
8/23/2021		<0.0004			0.00013 (J)	<0.0004		
8/24/2021	<0.0004		<0.0004					
2/9/2022				<0.0004				
2/14/2022					7E-05 (J)	<0.0004		
2/15/2022		<0.0004						
2/16/2022	<0.0004							
2/17/2022			<0.0004					
4/28/2022								6.4E-05 (J)
7/26/2022				<0.0004				
7/28/2022	<0.0004					<0.0004		
8/1/2022		<0.0004	<0.0004		<0.0004			
8/2/2022								6.9E-05 (J)
1/25/2023				<0.0004				
1/31/2023	<0.0004				7.2E-05 (J)	<0.0004		
2/1/2023			<0.0004					
2/2/2023								7.2E-05 (J)
2/7/2023		<0.0004						
8/15/2023				<0.0004				
8/18/2023	<0.0004							
8/21/2023					<0.0004			
8/22/2023			<0.0004			<0.0004		
8/23/2023		<0.0004						
1/30/2024		<0.0004						
1/31/2024				<0.0004				
2/5/2024					<0.0004	<0.0004		
2/6/2024			<0.0004					
2/7/2024	<0.0004							
8/16/2024				<0.0004				
8/20/2024	<0.0004				<0.0004	<0.0004		
8/21/2024		<0.0004	<0.0004					
8/22/2024								<0.0004
12/3/2024							<0.0004	
2/5/2025				<0.0004				
2/6/2025					<0.0004			
2/7/2025						<0.0004		<0.0004
2/10/2025	<0.0004		<0.0004					
2/11/2025		<0.0004						
2/12/2025							<0.0004	
7/31/2025				<0.0004				
8/6/2025			<0.0004					

ND substitution: RL or RL/2 if <15% NDs.

Time Series

Constituent: Beryllium (mg/L) Analysis Run 6/10/2026 3:08 PM

Plant Bowen Client: Southern Company Data: Bowen AP-1

	BGWC-40	BGWC-43D	BGWC-49D	BGWC-50D	BGWC-51	BGWC-52	BGWC-53D	PZ-7
8/7/2025		<0.0004						
8/8/2025	<0.0004						<0.0004	
8/11/2025						<0.0004		<0.0004
8/13/2025					<0.0004			
2/3/2026				<0.0004				
2/4/2026							<0.0004	<0.0004
2/5/2026	<0.0004				<0.0004	<0.0004		
2/6/2026		<0.0004						
2/9/2026			<0.0004					

ND substitution: RL or RL/2 if <15% NDs.

Time Series

Constituent: Boron (mg/L) Analysis Run 6/10/2026 3:08 PM

Plant Bowen Client: Southern Company Data: Bowen AP-1

	BGWA-2 (bg)	BGWA-29 (bg)	BGWA-47D (bg)	BGWA-48D (bg)	BGWC-7	BGWC-8	BGWC-9	BGWC-10	BGWC-12
6/6/2016	<0.04						0.55		
6/7/2016						0.02		0.37	1.1
6/8/2016					1.7				
8/9/2016	0.0336 (J)								
8/10/2016						0.117			
8/11/2016					1.95		0.612		
8/12/2016									0.867
8/16/2016								0.525	
8/22/2016		0.0132 (J)							
10/3/2016	0.0226 (J)								
10/4/2016		0.0065 (J)				0.177			
10/5/2016							0.659		
10/6/2016					2.06				0.863
10/7/2016								0.492	
11/29/2016	0.0085 (J)								
12/1/2016		<0.04							
12/2/2016						0.0668			
12/5/2016							0.71		0.879
12/6/2016					2.05			0.515	
1/10/2017		<0.04							
2/13/2017	<0.04								
2/14/2017		<0.04				0.122			
2/15/2017					2.01		0.707		0.886
2/16/2017								0.482	
4/13/2017	0.0084 (J)								
4/14/2017		<0.04				0.054			
4/17/2017							0.675		
4/18/2017					2.58			0.515	0.941
5/25/2017	0.01 (J)	<0.04							
5/26/2017						0.0817	0.711		
6/2/2017					2.22			0.513	1.02
7/7/2017	0.009 (J)								
7/10/2017		<0.04				0.0534			
7/11/2017							0.633		
7/12/2017								0.508	
7/13/2017									0.945
7/14/2017					1.85				
10/9/2017	0.0063 (J)								
10/10/2017		<0.04				0.0515	0.619		0.908
10/11/2017					1.72			0.486	
6/12/2018	0.0058 (J)	0.0056 (J)				0.074	0.56		
6/13/2018					1.8				
6/14/2018								0.54	1
10/16/2018	0.0066 (J)	0.0071 (J)				0.16			
10/17/2018							0.61		1
10/18/2018					1.9			0.49	
4/1/2019	0.0076 (J)	0.0048 (J)				0.046 (J)	0.5		0.86 (J)
4/2/2019					1.4			0.51 (J)	
5/2/2019	0.015 (J)								
9/23/2019	0.0069 (J)	0.0052 (J)							
9/24/2019					1.6	0.06	0.51		
9/25/2019								0.49	1.1

ND substitution: RL or RL/2 if <15% NDs.

Time Series

Constituent: Boron (mg/L) Analysis Run 6/10/2026 3:08 PM

Plant Bowen Client: Southern Company Data: Bowen AP-1

	BGWA-2 (bg)	BGWA-29 (bg)	BGWA-47D (bg)	BGWA-48D (bg)	BGWC-7	BGWC-8	BGWC-9	BGWC-10	BGWC-12
2/19/2020		0.0057 (J)							
3/18/2020	0.016 (J)	0.0054 (J)				0.058 (J)			
3/19/2020					1.4		0.41		1
3/23/2020								0.5	
5/22/2020			0.024 (J)						
5/25/2020				0.018 (J)					
6/23/2020			0.019 (J)	0.015 (J)					
7/28/2020			0.03 (J)	0.024 (J)					
9/2/2020			0.022 (J)						
9/3/2020				0.022 (J)					
9/23/2020	0.0086 (J)	<0.04				0.054 (J)			
9/24/2020							0.44	0.47	
9/25/2020					1.3				1
10/1/2020			0.025 (J)	0.027 (J)					
11/10/2020			0.025 (J)	0.032 (J)					
12/15/2020			0.031 (J)	0.034 (J)					
1/20/2021			0.022 (J)	0.034 (J)					
3/23/2021		<0.04							
3/24/2021						0.04 (J)	0.45		1.2
3/25/2021			0.017 (J)	0.026 (J)					
3/26/2021	0.0094 (J)								
3/30/2021					1.4			0.56	
8/16/2021	0.013 (J)	<0.04	0.021 (J)	0.034 (J)					
8/18/2021						0.093	0.47	0.51	1.2
8/19/2021					1.3				
2/9/2022	0.0099 (J)		0.017 (J)	0.038 (J)					
2/10/2022		0.012 (J)				0.051	0.46		
2/11/2022					1.2			0.5	1.2
7/26/2022	0.014 (J)	0.013 (J)	0.022 (J)	0.017 (J)		0.052	0.47		
7/27/2022									1.2
7/28/2022					1.1			0.52	
1/24/2023	0.01 (J)	<0.04	0.016 (J)	0.014 (J)					
1/26/2023					1	0.051	0.41		1.3
1/27/2023								0.53	
8/15/2023			0.034 (J)						
8/16/2023		<0.04		0.01 (J)		0.034 (J)			1.4
8/17/2023					1		0.56	0.57	
8/21/2023	<0.04								
1/31/2024			0.023 (J)	0.024 (J)					
2/1/2024						0.04 (J)	0.48	0.51	1.6
2/2/2024					0.85				
2/5/2024		<0.04							
2/8/2024	0.022 (J)								
8/15/2024			0.014 (J)	0.016 (J)					
8/16/2024					0.77	0.023 (J)			
8/19/2024							0.5		1.5
8/20/2024								0.5	
8/21/2024	0.013 (J)	<0.04							
2/4/2025			0.022 (J)	0.022 (J)					
2/5/2025						0.029 (J)	0.52		1.9
2/6/2025		<0.04			0.83			0.51	
2/10/2025	0.018 (J)								

ND substitution: RL or RL/2 if <15% NDs.

Time Series

Constituent: Boron (mg/L) Analysis Run 6/10/2026 3:08 PM

Plant Bowen Client: Southern Company Data: Bowen AP-1

	BGWA-2 (bg)	BGWA-29 (bg)	BGWA-47D (bg)	BGWA-48D (bg)	BGWC-7	BGWC-8	BGWC-9	BGWC-10	BGWC-12
7/31/2025			0.021 (J)	0.022 (J)		0.039 (J)			
8/4/2025							0.45		1.6
8/5/2025	0.013 (J)				0.69			0.48	
8/12/2025		0.0092 (J)							
2/3/2026			0.023 (J)	0.028 (J)		0.032 (J)	0.57		2.3
2/4/2026					0.76			0.6	
2/5/2026		<0.04							
2/6/2026	0.018 (J)								

ND substitution: RL or RL/2 if <15% NDs.

Time Series

Constituent: Boron (mg/L) Analysis Run 6/10/2026 3:08 PM

Plant Bowen Client: Southern Company Data: Bowen AP-1

	BGWC-14A	BGWC-16	BGWC-17	BGWC-18	BGWC-19	BGWC-20	BGWC-21	BGWC-22	BGWC-23
6/7/2016		1.7	1.5						
6/8/2016				1.2	0.49	2.6	0.12	7.6	
6/9/2016									12
8/11/2016		1.37	1.41						
8/12/2016				0.895	0.647	2.74			
8/18/2016							0.191	8.37	5.2
10/7/2016		1.49	1.76	1.33	0.868				
10/10/2016						3	0.13	9.46	6.13
12/6/2016		1.65	1.79	1.5					
12/7/2016					0.51	3.08			5.7
12/8/2016							0.144	11.1	
2/16/2017		1.73	1.63	0.753	0.68				
2/17/2017						3.63	0.0685	12.2	
2/20/2017									5.7
4/18/2017		1.77							
4/19/2017			1.47	0.762	0.701	4.68	0.0743		8.79
4/20/2017								13.3	
5/30/2017		1.52	1.7						
6/1/2017				0.663	0.383	3.57	0.0499		
6/5/2017								9.19	6.39
7/14/2017		1.26	1.26	0.787	0.645				
7/17/2017									7.06
7/18/2017						3.37	0.0544		
7/19/2017								10.6	
10/11/2017		1.36	1.37	0.889	0.594	3.54			7.18
10/12/2017							0.0494	12.7	
6/12/2018		1.3							
6/13/2018						3.6			8.3
6/14/2018			1.4	0.75			0.035 (J)	11	
6/15/2018					0.44				
10/17/2018			1.4						
10/18/2018		1.3		0.8					
10/19/2018					0.65		0.028 (J)		
10/22/2018						3.6		16.1	9
4/2/2019		1.1	0.95 (J)	0.56 (J)					
4/3/2019					0.51	2.6	0.12	7.9	6.5
5/2/2019								10.1	
9/26/2019		1.5	2.5	1.1	0.96	4.4			
9/27/2019								16.4	12
9/30/2019							0.04 (J)		
2/25/2020								11.2	
3/19/2020		1.3	1						
3/20/2020				0.53	0.29		0.03 (J)	11.1	
3/23/2020						3.5			13
5/22/2020	0.54								
6/23/2020	0.45								
7/28/2020	0.97								
9/2/2020	1.1								
9/24/2020		1.3	1.5	0.72			0.037 (J)	18.8	13.7
9/28/2020					0.4	3.7			
10/1/2020	1.2								
11/10/2020	1.1								

Time Series

Constituent: Boron (mg/L) Analysis Run 6/10/2026 3:08 PM

Plant Bowen Client: Southern Company Data: Bowen AP-1

	BGWC-14A	BGWC-16	BGWC-17	BGWC-18	BGWC-19	BGWC-20	BGWC-21	BGWC-22	BGWC-23
12/15/2020	1.2								
1/20/2021	1.1								
3/24/2021	0.6	1.3	1.1	0.5					
3/26/2021					0.24				15.8
3/29/2021						4.1	0.038 (J)	17.3	
7/19/2021								17.8	14
8/18/2021	1.3	1.5							
8/19/2021			1.3	0.57					
8/20/2021					0.29	3.3	0.045		
8/23/2021								17.2	14.4
11/1/2021								18.3	17
2/9/2022	0.57								
2/11/2022		1.5	1.2						
2/14/2022									18.1
2/15/2022								19.3	
2/16/2022				0.56	0.35	4.2	0.053		
7/26/2022	1.3								
7/27/2022		1.7	1.2	0.53	0.43	3.8			
7/28/2022							0.035 (J)		
8/1/2022									14.8
8/2/2022								21.5	
1/26/2023	0.69	1.6	1	0.45					
1/27/2023					0.18		0.026 (J)		
1/30/2023						4.7			
2/2/2023									13.1
2/7/2023								16.9	
8/16/2023	1.7								
8/17/2023		1.9	1.3	0.64					
8/18/2023					0.39	4.8			
8/22/2023								19.6	
8/23/2023							0.026 (J)		8.7
2/1/2024	1.7	2.2	1.2						
2/2/2024				0.41	0.22				
2/5/2024						5.9	0.039 (J)		
2/8/2024								17.5	10.1
8/16/2024	1.7								
8/19/2024		2.5	1.3	0.53	0.58				
8/20/2024						5.3			
8/21/2024								12	
8/22/2024							0.028 (J)		10.7
2/5/2025	1.7								
2/6/2025		2.7				5.4			
2/7/2025			1.2	0.5	0.4				
2/10/2025							0.025 (J)		
2/11/2025									6.7
2/13/2025								13.2	
8/4/2025	1.5								
8/5/2025		2	1.1	0.46					
8/6/2025					0.59				
8/7/2025						4.7		9.8	
8/11/2025							0.03 (J)		6
2/4/2026	1.9	2.6	1.2	0.53			0.025 (J)		

Time Series

Constituent: Boron (mg/L) Analysis Run 6/10/2026 3:08 PM

Plant Bowen Client: Southern Company Data: Bowen AP-1

	BGWC-14A	BGWC-16	BGWC-17	BGWC-18	BGWC-19	BGWC-20	BGWC-21	BGWC-22	BGWC-23
2/5/2026					0.33	5.4			
2/6/2026									6.7
2/10/2026								8.5	
4/7/2026						5.5 (R)			

Time Series

Constituent: Boron (mg/L) Analysis Run 6/10/2026 3:08 PM

Plant Bowen Client: Southern Company Data: Bowen AP-1

	BGWC-24	BGWC-25	BGWC-30	BGWC-31	BGWC-32	BGWC-34D	BGWC-35D	BGWC-36D	BGWC-38D
6/8/2016		0.029 (J)							
6/9/2016	26								
8/15/2016		0.0228 (J)							
8/18/2016	22								
10/10/2016	18.1	0.0305 (J)							
12/7/2016	9.19								
12/8/2016		0.0164 (J)							
1/23/2017			18.6						
2/7/2017			20.4						
2/20/2017	31.4	0.0154 (J)							
3/27/2017			19.1						
4/17/2017			21.8						
4/19/2017	31.4								
4/20/2017		0.0283 (J)							
5/22/2017			26						
6/1/2017		0.0467							
6/5/2017	29		18.6						
7/11/2017			25						
7/17/2017	33.8	0.0171 (J)							
8/23/2017			20.2						
10/10/2017			17						
10/11/2017	31.7	0.0141 (J)							
6/13/2018	30.1								
6/14/2018		0.017 (J)							
6/15/2018			8.5						
10/17/2018								9.7	
10/18/2018				1.1					
10/19/2018						0.19			
10/22/2018	44.7	0.03 (J)	9.5		4		8.8		
4/2/2019			6.1 (J)					6.7 (J)	
4/3/2019	23.3								
4/4/2019		0.02 (J)		0.59 (J)		0.15	8.3		
4/5/2019					4.6 (J)				
5/3/2019					3.4				
9/24/2019				0.72		0.26			
9/26/2019					6.1		10		
9/27/2019			2.4					6.8	
9/30/2019	36.8	0.038 (J)							
11/15/2019					6.3				
2/25/2020							6.5		
2/26/2020			1.5					2.8	
2/27/2020									11
3/23/2020			2.4	0.68				3.4	
3/24/2020		0.032 (J)			3	0.22			12.3
3/25/2020	34.5						4.1		
9/2/2020									7.8
9/25/2020	30.8		2.1		5.5		3.2		
9/28/2020		0.049 (J)		0.66		0.28		4.8	
3/25/2021			1.1					5.9	
3/26/2021	31	0.17					11.2		
3/29/2021				0.7					6.8
3/30/2021					5.2	0.27			

Time Series

Constituent: Boron (mg/L) Analysis Run 6/10/2026 3:08 PM

Plant Bowen Client: Southern Company Data: Bowen AP-1

	BGWC-24	BGWC-25	BGWC-30	BGWC-31	BGWC-32	BGWC-34D	BGWC-35D	BGWC-36D	BGWC-38D
7/19/2021	24								
7/20/2021			1.4						
8/19/2021		0.038 (J)	2.6						5.5
8/20/2021				0.72			8.8		
8/23/2021	22.8							5.3	
8/24/2021						0.36			
8/25/2021					4				
11/1/2021	25.8		3.2						6.5
2/14/2022			3.5					5.7	7.9
2/15/2022	28.5								
2/16/2022		0.048		0.73	4.2	0.38			
2/17/2022							12.2		
7/27/2022		0.051							
7/28/2022				0.69		0.4	11		
7/29/2022					3.8			4.6	
8/1/2022			2.7						
8/2/2022	0.52								7.1
10/21/2022	19.7								
1/27/2023		0.029 (J)		0.74					
1/30/2023						0.45	13.8		
1/31/2023					4.2				
2/1/2023	18.4		3.2					3.8	
2/7/2023									1.8
8/17/2023		0.075							
8/18/2023				0.87	2.1	0.47			
8/21/2023			2.3					4.2	4.1
8/24/2023							12.3		
8/25/2023	16.9								
1/30/2024	15.7							4.6	
2/2/2024				0.7					
2/5/2024		0.097				0.38			
2/6/2024			2.9						9.9
2/7/2024							15.4		
2/8/2024					2.1				
8/19/2024				0.68					
8/20/2024		0.27				0.5		4	
8/21/2024	15.9				1.5				
8/22/2024			1.4				12.7		9.3
2/5/2025								4 (J)	
2/6/2025				0.74		0.46			
2/10/2025		0.16	1.1						
2/11/2025	12.5						12		10
2/12/2025					0.86				
8/5/2025			1.7						
8/6/2025									6.4
8/7/2025		0.17				0.44		3.1	
8/8/2025				0.7					
8/11/2025	11.7						10.5		
8/12/2025					0.92				
2/2/2026	11.8								
2/4/2026		0.16				0.48			
2/5/2026				0.71				4	

Time Series

Constituent: Boron (mg/L) Analysis Run 6/10/2026 3:08 PM

Plant Bowen Client: Southern Company Data: Bowen AP-1

	BGWC-24	BGWC-25	BGWC-30	BGWC-31	BGWC-32	BGWC-34D	BGWC-35D	BGWC-36D	BGWC-38D
2/6/2026					1.4		11.5		
2/9/2026			1.5						9.1

Time Series

Constituent: Boron (mg/L) Analysis Run 6/10/2026 3:08 PM

Plant Bowen Client: Southern Company Data: Bowen AP-1

	BGWC-40	BGWC-43D	BGWC-49D	BGWC-50D	BGWC-51	BGWC-52	BGWC-53D	PZ-7
12/16/2019	2.5							
3/25/2020	1.9							
5/4/2020		14.1						
5/20/2020		15.9						
9/3/2020		14.6						
9/29/2020	2.7							
1/28/2021					24.9	9.7		
2/23/2021					24.3	10.7		
3/29/2021		12.8						
3/30/2021	3.6				23.3	9.7		
4/19/2021			7.8	0.16				
7/20/2021		12.2						
8/18/2021				0.041				
8/23/2021		13.3			21.1	7.7		
8/24/2021	3.4		8					
2/9/2022				0.034 (J)				
2/14/2022					4.5	1.2		
2/15/2022		14.4						
2/16/2022	3.9							
2/17/2022			7.5					
4/28/2022								0.89
7/26/2022				0.035 (J)				
7/28/2022	2.9					0.87		
8/1/2022		14.4	7.5		2.9			
8/2/2022								1.4
1/25/2023				0.045				
1/31/2023	3				2.4	1.1		
2/1/2023			7.5					
2/2/2023								1
2/7/2023		6.9						
8/15/2023				0.04 (J)				
8/18/2023	2.4							
8/21/2023					3.1			
8/22/2023			8			1.9		
8/23/2023		12						
1/30/2024		12.6						
1/31/2024				0.049				
2/5/2024					1.3	0.77		
2/6/2024			8.7					
2/7/2024	2.5							
8/16/2024				0.025 (J)				
8/20/2024	2				1.4	0.45		
8/21/2024		10.5	7.7					
8/22/2024								3.2
12/3/2024							3.7	
2/5/2025				0.051				
2/6/2025					1.1			
2/7/2025						0.72		1.7
2/10/2025	1.9		8					
2/11/2025		11.9						
2/12/2025							3.2	
7/31/2025				0.027 (J)				

Time Series

Constituent: Boron (mg/L) Analysis Run 6/10/2026 3:08 PM

Plant Bowen Client: Southern Company Data: Bowen AP-1

	BGWC-40	BGWC-43D	BGWC-49D	BGWC-50D	BGWC-51	BGWC-52	BGWC-53D	PZ-7
8/6/2025			6.9					
8/7/2025		8.5						
8/8/2025	1.8						3.1	
8/11/2025						0.83		2.8
8/13/2025					1.1			
2/3/2026				0.038 (J)				
2/4/2026							3.2	1.4
2/5/2026	1.7				1	0.55		
2/6/2026		11						
2/9/2026			8.1					

Time Series

Constituent: Cadmium (mg/L) Analysis Run 6/10/2026 3:08 PM

Plant Bowen Client: Southern Company Data: Bowen AP-1

	BGWA-2 (bg)	BGWA-29 (bg)	BGWA-47D (bg)	BGWA-48D (bg)	BGWC-7	BGWC-8	BGWC-9	BGWC-10	BGWC-12
6/6/2016	<0.0005						<0.0005		
6/7/2016						<0.0005		<0.0005	<0.0005
6/8/2016					<0.0005				
8/9/2016	<0.0005								
8/10/2016						<0.0005			
8/11/2016					<0.0005		<0.0005		
8/12/2016									<0.0005
8/16/2016								<0.0005	
8/22/2016		<0.0005							
10/3/2016	<0.0005								
10/4/2016		<0.0005				<0.0005			
10/5/2016							<0.0005		
10/6/2016					<0.0005				<0.0005
10/7/2016								<0.0005	
11/29/2016	<0.0005								
12/1/2016		<0.0005							
12/2/2016						<0.0005			
12/5/2016							<0.0005		<0.0005
12/6/2016					<0.0005			<0.0005	
1/10/2017		9E-05 (J)							
2/13/2017	<0.0005								
2/14/2017		<0.0005				<0.0005			
2/15/2017					<0.0005		<0.0005		<0.0005
2/16/2017								<0.0005	
4/13/2017	<0.0005								
4/14/2017		<0.0005				<0.0005			
4/17/2017							<0.0005		
4/18/2017					<0.0005			<0.0005	<0.0005
5/25/2017	<0.0005	<0.0005							
5/26/2017						<0.0005	<0.0005		
6/2/2017					<0.0005			<0.0005	<0.0005
7/7/2017	<0.0005								
7/10/2017		<0.0005				<0.0005			
7/11/2017							<0.0005		
7/12/2017								<0.0005	
7/13/2017									<0.0005
7/14/2017					<0.0005				
3/26/2018	<0.0005	<0.0005				<0.0005			
3/27/2018					<0.0005		<0.0005	<0.0005	
3/28/2018									<0.0005
6/12/2018	<0.0005	<0.0005				<0.0005	<0.0005		
6/13/2018					<0.0005				
6/14/2018								<0.0005	<0.0005
10/16/2018	<0.0005	<0.0005				<0.0005			
10/17/2018							<0.0005		<0.0005
10/18/2018					<0.0005			<0.0005	
2/25/2019	<0.0005					<0.0005			
2/27/2019		<0.0005							
2/28/2019					<0.0005			<0.0005	<0.0005
4/1/2019	<0.0005	<0.0005				<0.0005	<0.0005		<0.0005
4/2/2019					<0.0005			<0.0005	
9/23/2019	<0.0005	<0.0005							

ND substitution: RL or RL/2 if <15% NDs.

Time Series

Constituent: Cadmium (mg/L) Analysis Run 6/10/2026 3:08 PM

Plant Bowen Client: Southern Company Data: Bowen AP-1

	BGWA-2 (bg)	BGWA-29 (bg)	BGWA-47D (bg)	BGWA-48D (bg)	BGWC-7	BGWC-8	BGWC-9	BGWC-10	BGWC-12
9/24/2019					<0.0005	<0.0005	<0.0005		
9/25/2019								<0.0005	<0.0005
2/18/2020	<0.0005								
2/19/2020		<0.0005				<0.0005			
2/20/2020							<0.0005	<0.0005	
2/21/2020					<0.0005				
2/24/2020									<0.0005
3/18/2020	<0.0005	<0.0005				<0.0005			
3/19/2020					<0.0005		<0.0005		<0.0005
3/23/2020								<0.0005	
5/22/2020			<0.0005						
5/25/2020				<0.0005					
6/23/2020			<0.0005	<0.0005					
7/28/2020			<0.0005	<0.0005					
9/2/2020			<0.0005						
9/3/2020				<0.0005					
9/23/2020	<0.0005	<0.0005				<0.0005			
9/24/2020							<0.0005	<0.0005	
9/25/2020					<0.0005				<0.0005
10/1/2020			<0.0005	<0.0005					
11/10/2020			<0.0005	<0.0005					
12/15/2020			<0.0005	<0.0005					
1/20/2021			<0.0005	<0.0005					
2/16/2021	<0.0005	<0.0005				<0.0005			
2/17/2021			<0.0005	<0.0005			<0.0005		
2/18/2021					<0.0005			<0.0005	
2/19/2021									<0.0005
3/23/2021		<0.0005							
3/24/2021						<0.0005	<0.0005		<0.0005
3/25/2021			<0.0005	<0.0005					
3/26/2021	0.00018 (J)								
3/30/2021					<0.0005			<0.0005	
8/16/2021	<0.0005	<0.0005	<0.0005	<0.0005					
8/18/2021						<0.0005	<0.0005	<0.0005	<0.0005
8/19/2021					<0.0005				
2/9/2022	<0.0005		<0.0005	<0.0005					
2/10/2022		<0.0005				<0.0005	<0.0005		
2/11/2022					<0.0005			<0.0005	<0.0005
7/26/2022	<0.0005	<0.0005	<0.0005	<0.0005		<0.0005	<0.0005		
7/27/2022									<0.0005
7/28/2022					<0.0005			<0.0005	
1/24/2023	<0.0005	<0.0005	<0.0005	<0.0005					
1/26/2023					<0.0005	<0.0005	<0.0005		<0.0005
1/27/2023								<0.0005	
8/15/2023			<0.0005						
8/16/2023		<0.0005		<0.0005		<0.0005			<0.0005
8/17/2023					<0.0005		<0.0005	<0.0005	
8/21/2023	<0.0005								
1/31/2024			<0.0005	<0.0005					
2/1/2024						<0.0005	<0.0005	<0.0005	<0.0005
2/2/2024					<0.0005				
2/5/2024		<0.0005							

ND substitution: RL or RL/2 if <15% NDs.

Time Series

Constituent: Cadmium (mg/L) Analysis Run 6/10/2026 3:08 PM

Plant Bowen Client: Southern Company Data: Bowen AP-1

	BGWA-2 (bg)	BGWA-29 (bg)	BGWA-47D (bg)	BGWA-48D (bg)	BGWC-7	BGWC-8	BGWC-9	BGWC-10	BGWC-12
2/8/2024	<0.0005								
8/15/2024			<0.0005	<0.0005					
8/16/2024					<0.0005	<0.0005			
8/19/2024							<0.0005		<0.0005
8/20/2024								<0.0005	
8/21/2024	<0.0005	<0.0005							
2/4/2025			<0.0005	<0.0005					
2/5/2025						<0.0005	<0.0005		<0.0005
2/6/2025		<0.0005			<0.0005			<0.0005	
2/10/2025	<0.0005								
7/31/2025			<0.0005	<0.0005		<0.0005			
8/4/2025							<0.0005		<0.0005
8/5/2025	<0.0005				<0.0005			<0.0005	
8/12/2025		<0.0005							
2/3/2026			<0.0005	<0.0005		<0.0005	<0.0005		<0.0005
2/4/2026					<0.0005			<0.0005	
2/5/2026		<0.0005							
2/6/2026	<0.0005								

ND substitution: RL or RL/2 if <15% NDs.

Time Series

Constituent: Cadmium (mg/L) Analysis Run 6/10/2026 3:08 PM

Plant Bowen Client: Southern Company Data: Bowen AP-1

	BGWC-14A	BGWC-16	BGWC-17	BGWC-18	BGWC-19	BGWC-20	BGWC-21	BGWC-22	BGWC-23
6/7/2016		0.0011 (J)	<0.0005						
6/8/2016				0.00063 (J)	<0.0005	<0.0005	<0.0005	<0.0005	
6/9/2016									<0.0005
8/11/2016		0.0011	0.0001 (J)						
8/12/2016				0.0004 (J)	<0.0005	<0.0005			
8/18/2016							<0.0005	<0.0005	<0.0005
10/7/2016		0.0012	0.0002 (J)	0.0008 (J)	0.0001 (J)				
10/10/2016						<0.0005	<0.0005	<0.0005	<0.0005
12/6/2016		0.0012	0.0001 (J)	0.0006 (J)					
12/7/2016					<0.0005	<0.0005			<0.0005
12/8/2016							<0.0005	0.0002 (J)	
2/16/2017		0.0015	0.0001 (J)	0.0002 (J)	<0.0005				
2/17/2017						8E-05 (J)	<0.0005	<0.0005	
2/20/2017									<0.0005
4/18/2017		0.0012							
4/19/2017			0.0001 (J)	9E-05 (J)	<0.0005	<0.0005	<0.0005		<0.0005
4/20/2017								<0.0005	
5/30/2017		0.0011	0.0002 (J)						
6/1/2017				0.0003 (J)	0.0001 (J)	<0.0005	<0.0005		
6/5/2017								<0.0005	<0.0005
7/14/2017		0.0012	0.0002 (J)	0.0002 (J)	<0.0005				
7/17/2017									<0.0005
7/18/2017						<0.0005	<0.0005		
7/19/2017								<0.0005	
3/27/2018		0.0013	<0.0005	<0.0005	<0.0005				
3/28/2018						<0.0005	<0.0005		
3/29/2018								<0.0005	<0.0005
6/12/2018		0.0011							
6/13/2018						<0.0005			<0.0005
6/14/2018			0.00015 (J)	<0.0005			<0.0005	<0.0005	
6/15/2018					<0.0005				
10/17/2018			<0.0005						
10/18/2018		0.0012		0.00032 (J)					
10/19/2018					<0.0005		<0.0005		
10/22/2018						<0.0005		<0.0005	<0.0005
2/25/2019		0.0016							
2/27/2019			<0.0005	<0.0005		<0.0005			
3/1/2019					<0.0005			0.00013 (J)	0.00019 (J)
4/2/2019		0.0014	<0.0005	7.3E-05 (J)					
4/3/2019					<0.0005	<0.0005	<0.0005	<0.0005	<0.0005
9/26/2019		0.0017 (J)	0.00015 (J)	<0.0005	0.0002 (J)	<0.0005			
9/27/2019								<0.0005	<0.0005
9/30/2019							<0.0005		
2/20/2020		0.0019 (J)							
2/24/2020			<0.0005	0.00024 (J)	<0.0005	<0.0005			
2/25/2020								<0.0005	<0.0005
2/26/2020							<0.0005		
3/19/2020		0.0017 (J)	<0.0005						
3/20/2020				<0.0005	<0.0005		<0.0005	<0.0005	
3/23/2020						<0.0005			<0.0005
5/22/2020	<0.0005								
6/23/2020	<0.0005								

ND substitution: RL or RL/2 if <15% NDs.

Time Series

Constituent: Cadmium (mg/L) Analysis Run 6/10/2026 3:08 PM

Plant Bowen Client: Southern Company Data: Bowen AP-1

	BGWC-14A	BGWC-16	BGWC-17	BGWC-18	BGWC-19	BGWC-20	BGWC-21	BGWC-22	BGWC-23
7/28/2020	<0.0005								
9/2/2020	0.00014 (J)								
9/24/2020		0.0018 (J)	0.00024 (J)	<0.0005			<0.0005	0.00033 (J)	<0.0005
9/28/2020					<0.0005	<0.0005			
10/1/2020	0.00019 (J)								
11/10/2020	0.00019 (J)								
12/15/2020	0.00017 (J)								
1/20/2021	<0.0005								
2/18/2021	<0.0005	0.0018	<0.0005	<0.0005	<0.0005	<0.0005			
2/19/2021							<0.0005	0.00038 (J)	<0.0005
3/24/2021	0.00016 (J)	0.0018	<0.0005	<0.0005					
3/26/2021					<0.0005				<0.0005
3/29/2021						<0.0005	<0.0005	<0.0005	
8/18/2021	0.00021 (J)	0.0018							
8/19/2021			0.00017 (J)	<0.0005					
8/20/2021					<0.0005	<0.0005	<0.0005		
8/23/2021								0.00019 (J)	<0.0005
2/9/2022	0.00021 (J)								
2/11/2022		0.0019	0.00016 (J)						
2/14/2022									<0.0005
2/15/2022								0.0002 (J)	
2/16/2022				<0.0005	<0.0005	<0.0005	<0.0005		
7/26/2022	0.0004 (J)								
7/27/2022		0.0024	0.00029 (J)	<0.0005	<0.0005	<0.0005			
7/28/2022							<0.0005		
8/1/2022									<0.0005
8/2/2022								0.00012 (J)	
1/26/2023	<0.0005	0.0021	<0.0005	<0.0005					
1/27/2023					<0.0005		<0.0005		
1/30/2023						<0.0005			
2/2/2023									<0.0005
2/7/2023								0.001	
8/16/2023	0.00057								
8/17/2023		0.002	0.00028 (J)	<0.0005					
8/18/2023					<0.0005	<0.0005			
8/22/2023								0.00091	
8/23/2023							<0.0005		<0.0005
2/1/2024	0.0005	0.0024	0.00023 (J)						
2/2/2024				<0.0005	<0.0005				
2/5/2024						<0.0005	<0.0005		
2/8/2024								0.0014	<0.0005
8/16/2024	0.00078								
8/19/2024		0.0022	0.00031 (J)	<0.0005	<0.0005				
8/20/2024						<0.0005			
8/21/2024								0.0009	
8/22/2024							<0.0005		<0.0005
2/5/2025	0.00073								
2/6/2025		0.0035				<0.0005			
2/7/2025			0.00019 (J)	<0.0005	<0.0005				
2/10/2025							<0.0005		
2/11/2025									<0.0005
2/13/2025								0.0013	

ND substitution: RL or RL/2 if <15% NDs.

Time Series

Constituent: Cadmium (mg/L) Analysis Run 6/10/2026 3:08 PM

Plant Bowen Client: Southern Company Data: Bowen AP-1

	BGWC-14A	BGWC-16	BGWC-17	BGWC-18	BGWC-19	BGWC-20	BGWC-21	BGWC-22	BGWC-23
8/4/2025	0.0005								
8/5/2025		0.0021	<0.0005	<0.0005					
8/6/2025					<0.0005				
8/7/2025						<0.0005		0.00022 (J)	
8/11/2025							<0.0005		<0.0005
2/4/2026	0.00084	0.0029	0.00026 (J)	<0.0005			<0.0005		
2/5/2026					<0.0005	<0.0005			
2/6/2026									<0.0005
2/10/2026								0.00027 (J)	
4/7/2026						<0.0005 (R)			

ND substitution: RL or RL/2 if <15% NDs.

Time Series

Constituent: Cadmium (mg/L) Analysis Run 6/10/2026 3:08 PM

Plant Bowen Client: Southern Company Data: Bowen AP-1

	BGWC-24	BGWC-25	BGWC-30	BGWC-31	BGWC-32	BGWC-34D	BGWC-35D	BGWC-36D	BGWC-38D
6/8/2016		<0.0005							
6/9/2016	0.00052 (J)								
8/15/2016		<0.0005							
8/18/2016	0.0009 (J)								
10/10/2016	0.0017	<0.0005							
12/7/2016	0.0004 (J)								
12/8/2016		<0.0005							
1/23/2017			0.0003 (J)						
2/7/2017			0.0006 (J)						
2/20/2017	0.0028	<0.0005							
3/27/2017			0.0003 (J)						
4/17/2017			0.0002 (J)						
4/19/2017	0.0035								
4/20/2017		<0.0005							
5/22/2017			0.0003 (J)						
6/1/2017		<0.0005							
6/5/2017	0.0035		0.0003 (J)						
7/11/2017			0.0005 (J)						
7/17/2017	0.0037	<0.0005							
8/23/2017			0.0004 (J)						
3/26/2018			<0.0005						
3/28/2018		<0.0005							
3/29/2018	0.0063								
6/13/2018	0.0053								
6/14/2018		<0.0005							
6/15/2018			0.0002 (J)						
10/17/2018								<0.0005	
10/18/2018				<0.0005					
10/19/2018						<0.0005			
10/22/2018	0.0053	<0.0005	<0.0005		<0.0005		<0.0005		
3/1/2019	0.0058	<0.0005	<0.0005						
4/2/2019			7.9E-05 (J)					<0.0005	
4/3/2019	0.0053								
4/4/2019		<0.0005		<0.0005		<0.0005	<0.0005		
4/5/2019					<0.0005				
9/24/2019				<0.0005		<0.0005			
9/26/2019					<0.0005		<0.0005		
9/27/2019			<0.0005					<0.0005	
9/30/2019	0.0075	<0.0005							
2/25/2020							<0.0005		
2/26/2020	0.0064	<0.0005	<0.0005	<0.0005				<0.0005	
2/27/2020					<0.0005	<0.0005			0.00081 (J)
3/23/2020			<0.0005	<0.0005				<0.0005	
3/24/2020		<0.0005			<0.0005	<0.0005			<0.0005
3/25/2020	0.0082						<0.0005		
9/2/2020									0.00032 (J)
9/25/2020	0.0081		<0.0005		<0.0005		<0.0005		
9/28/2020		<0.0005		<0.0005		<0.0005		<0.0005	
2/19/2021	0.0068					<0.0005			
2/22/2021				<0.0005			<0.0005		
2/23/2021		<0.0005			<0.0005				
3/8/2021			<0.0005					<0.0005	

ND substitution: RL or RL/2 if <15% NDs.

Time Series

Constituent: Cadmium (mg/L) Analysis Run 6/10/2026 3:08 PM

Plant Bowen Client: Southern Company Data: Bowen AP-1

	BGWC-24	BGWC-25	BGWC-30	BGWC-31	BGWC-32	BGWC-34D	BGWC-35D	BGWC-36D	BGWC-38D
3/9/2021									<0.0005
3/25/2021			<0.0005					<0.0005	
3/26/2021	0.0062	<0.0005					<0.0005		
3/29/2021				<0.0005					<0.0005
3/30/2021					<0.0005	<0.0005			
8/19/2021		<0.0005	<0.0005						<0.0005
8/20/2021				<0.0005			<0.0005		
8/23/2021	0.0039							<0.0005	
8/24/2021						<0.0005			
8/25/2021					<0.0005				
2/14/2022			<0.0005					<0.0005	<0.0005
2/15/2022	0.0042								
2/16/2022		<0.0005		<0.0005	<0.0005	<0.0005			
2/17/2022							<0.0005		
7/27/2022		<0.0005							
7/28/2022				<0.0005		<0.0005	<0.0005		
7/29/2022					<0.0005			<0.0005	
8/1/2022			<0.0005						
8/2/2022	0.00026 (J)								<0.0005
10/21/2022	0.0031								
1/27/2023		<0.0005		<0.0005					
1/30/2023						<0.0005	<0.0005		
1/31/2023					<0.0005				
2/1/2023	0.0032		<0.0005					<0.0005	
2/7/2023									<0.0005
8/17/2023		<0.0005							
8/18/2023				<0.0005	<0.0005	<0.0005			
8/21/2023			<0.0005					<0.0005	<0.0005
8/24/2023							<0.0005		
8/25/2023	0.0033								
1/30/2024	0.0022							<0.0005	
2/2/2024				<0.0005					
2/5/2024		<0.0005				<0.0005			
2/6/2024			<0.0005						<0.0005
2/7/2024							<0.0005		
2/8/2024					<0.0005				
8/19/2024				<0.0005					
8/20/2024		<0.0005				<0.0005		<0.0005	
8/21/2024	0.0017				<0.0005				
8/22/2024			<0.0005				<0.0005		0.00016 (J)
2/5/2025								<0.0005	
2/6/2025				<0.0005		<0.0005			
2/10/2025		<0.0005	<0.0005						
2/11/2025	0.0017						<0.0005		0.00044 (J)
2/12/2025					<0.0005				
8/5/2025			<0.0005						
8/6/2025									<0.0005
8/7/2025		<0.0005				<0.0005		<0.0005	
8/8/2025				<0.0005					
8/11/2025	0.0019						<0.0005		
8/12/2025					<0.0005				
2/2/2026	0.0022								

ND substitution: RL or RL/2 if <15% NDs.

Time Series

Constituent: Cadmium (mg/L) Analysis Run 6/10/2026 3:08 PM

Plant Bowen Client: Southern Company Data: Bowen AP-1

	BGWC-24	BGWC-25	BGWC-30	BGWC-31	BGWC-32	BGWC-34D	BGWC-35D	BGWC-36D	BGWC-38D
2/4/2026		<0.0005				<0.0005			
2/5/2026				<0.0005				<0.0005	
2/6/2026					<0.0005		<0.0005		
2/9/2026			<0.0005						0.00012 (J)

ND substitution: RL or RL/2 if <15% NDs.

Time Series

Constituent: Cadmium (mg/L) Analysis Run 6/10/2026 3:08 PM

Plant Bowen Client: Southern Company Data: Bowen AP-1

	BGWC-40	BGWC-43D	BGWC-49D	BGWC-50D	BGWC-51	BGWC-52	BGWC-53D	PZ-7
2/28/2020	<0.0005							
3/25/2020	<0.0005							
9/3/2020		0.0011 (J)						
9/29/2020	<0.0005							
1/28/2021					0.00031 (J)	0.00025 (J)		
2/22/2021	<0.0005							
2/23/2021					0.00043 (J)	<0.0005		
3/8/2021		0.0003 (J)						
3/29/2021		0.00019 (J)						
3/30/2021	<0.0005				0.0007	0.00018 (J)		
4/19/2021			<0.0005	<0.0005				
8/18/2021				<0.0005				
8/23/2021		0.00036 (J)			0.00043 (J)	0.00018 (J)		
8/24/2021	<0.0005		<0.0005					
2/9/2022				<0.0005				
2/14/2022					<0.0005	<0.0005		
2/15/2022		0.0015						
2/16/2022	<0.0005							
2/17/2022			<0.0005					
4/28/2022								<0.0005
7/26/2022				<0.0005				
7/28/2022	<0.0005					<0.0005		
8/1/2022		0.0011	<0.0005		<0.0005			
8/2/2022								0.00015 (J)
1/25/2023				<0.0005				
1/31/2023	<0.0005				<0.0005	<0.0005		
2/1/2023			<0.0005					
2/2/2023								<0.0005
2/7/2023		0.00014 (J)						
8/15/2023				<0.0005				
8/18/2023	<0.0005							
8/21/2023					<0.0005			
8/22/2023			<0.0005			<0.0005		
8/23/2023		0.00029 (J)						
1/30/2024		0.00034 (J)						
1/31/2024				<0.0005				
2/5/2024					<0.0005	<0.0005		
2/6/2024			<0.0005					
2/7/2024	<0.0005							
8/16/2024				<0.0005				
8/20/2024	<0.0005				<0.0005	<0.0005		
8/21/2024		0.00044 (J)	<0.0005					
8/22/2024								0.0002 (J)
12/3/2024							<0.0005	
2/5/2025				<0.0005				
2/6/2025					<0.0005			
2/7/2025						<0.0005		<0.0005
2/10/2025	<0.0005		<0.0005					
2/11/2025		0.00043 (J)						
2/12/2025							<0.0005	
7/31/2025				<0.0005				
8/6/2025			<0.0005					

ND substitution: RL or RL/2 if <15% NDs.

Time Series

Constituent: Cadmium (mg/L) Analysis Run 6/10/2026 3:08 PM

Plant Bowen Client: Southern Company Data: Bowen AP-1

	BGWC-40	BGWC-43D	BGWC-49D	BGWC-50D	BGWC-51	BGWC-52	BGWC-53D	PZ-7
8/7/2025		0.00047 (J)						
8/8/2025	<0.0005						<0.0005	
8/11/2025						<0.0005		0.00014 (J)
8/13/2025					<0.0005			
2/3/2026				<0.0005				
2/4/2026							<0.0005	0.00013 (J)
2/5/2026	<0.0005				<0.0005	<0.0005		
2/6/2026		0.00015 (J)						
2/9/2026			<0.0005					

ND substitution: RL or RL/2 if <15% NDs.

Time Series

Constituent: Calcium (mg/L) Analysis Run 6/10/2026 3:08 PM

Plant Bowen Client: Southern Company Data: Bowen AP-1

	BGWA-2 (bg)	BGWA-29 (bg)	BGWA-47D (bg)	BGWA-48D (bg)	BGWC-7	BGWC-8	BGWC-9	BGWC-10	BGWC-12
6/6/2016	39						66		
6/7/2016						7.9		50	90
6/8/2016					140				
8/9/2016	32.2								
8/10/2016						36.8			
8/11/2016					141		65.2		
8/12/2016									76.6
8/16/2016								49.2	
8/22/2016		21.4							
10/3/2016	34.1								
10/4/2016		20.9				39.7			
10/5/2016							66.7		
10/6/2016					147				78.7
10/7/2016								52.6	
11/29/2016	29.7								
12/1/2016		19.8							
12/2/2016						37.8			
12/5/2016							74.6		80.9
12/6/2016					146			55.4	
1/10/2017		20.4							
2/13/2017	31.2								
2/14/2017		20.9				35.2			
2/15/2017					163		74.6		90.7
2/16/2017								53.2	
4/13/2017	30.5								
4/14/2017		20.7 (J)				37.5			
4/17/2017							65.6		
4/18/2017					155			58	94.8
5/25/2017	33.8	22.8 (J)							
5/26/2017						41.7	70.4		
6/2/2017					156			55.8	108
7/7/2017	33.1								
7/10/2017		22.3				39			
7/11/2017							66.9		
7/12/2017								58.1	
7/13/2017									111
7/14/2017					157				
10/9/2017	33.6								
10/10/2017		4.09				36.9	61.7		93
10/11/2017					137			55.7	
6/12/2018	32.4	20.3 (J)				38.1	53.4		
6/13/2018					151				
6/14/2018								58.4	109
10/16/2018	34.6	19.4 (J)				44.8			
10/17/2018							63		110
10/18/2018					154			57.8	
4/1/2019	48.2	24.6				47.2	59.3		94.8
4/2/2019					140			57.8	
5/2/2019	44.8								
9/23/2019	36.3	19.2							
9/24/2019					151	42.4	57.6		
9/25/2019								58.1	115

Time Series

Constituent: Calcium (mg/L) Analysis Run 6/10/2026 3:08 PM

Plant Bowen Client: Southern Company Data: Bowen AP-1

	BGWA-2 (bg)	BGWA-29 (bg)	BGWA-47D (bg)	BGWA-48D (bg)	BGWC-7	BGWC-8	BGWC-9	BGWC-10	BGWC-12
2/19/2020		20.8							
3/18/2020	40.1	22.4				43			
3/19/2020					142		61.5		120
3/23/2020								61.1	
5/22/2020			74						
5/25/2020				36.5					
6/23/2020			99.5	39.4					
7/28/2020			96.2	40.3					
9/2/2020			109						
9/3/2020				51.8					
9/23/2020	45.2	20.1				41.6			
9/24/2020							59	58.8	
9/25/2020					138				135
10/1/2020			107	61.9					
11/10/2020			117	80.3					
12/15/2020			110	70.3					
1/20/2021			111	67.5					
3/23/2021		22.1							
3/24/2021						42.1	59.9		144
3/25/2021			109	68.3					
3/26/2021	46.7								
3/30/2021					145			61.3	
8/16/2021	48.3	21.5	108	61					
8/18/2021						44.5	63	61.1	156
8/19/2021					141				
2/9/2022	52.3		112	46.3					
2/10/2022		20.3				44.9	65.6		
2/11/2022					148			66.2	164
7/26/2022	46.7	20	105	34.5		41.8	66.3		
7/27/2022									175
7/28/2022					136			63	
1/24/2023	51.4	21	109	40.7					
1/26/2023					146	42.8	62.4		178
1/27/2023								64	
8/15/2023			102						
8/16/2023		20.9		37.7		38.8			178
8/17/2023					125		66.9	62.2	
8/21/2023	49.5								
1/31/2024			102	38.7					
2/1/2024						39.9	60.1	62.8	194
2/2/2024					119				
2/5/2024		20.5							
2/8/2024	48.6								
8/15/2024			105	40.6					
8/16/2024					120	42.8			
8/19/2024							74.8		204
8/20/2024								73.1	
8/21/2024	54.8	23.1							
2/4/2025			108	42.6					
2/5/2025						44.5	72.8		224
2/6/2025		23			125			71.4	
2/10/2025	50.1								

Time Series

Constituent: Calcium (mg/L) Analysis Run 6/10/2026 3:08 PM

Plant Bowen Client: Southern Company Data: Bowen AP-1

	BGWA-2 (bg)	BGWA-29 (bg)	BGWA-47D (bg)	BGWA-48D (bg)	BGWC-7	BGWC-8	BGWC-9	BGWC-10	BGWC-12
7/31/2025			113	42.2		42.9			
8/4/2025							62.2		175
8/5/2025	45.7				101			61.8	
8/12/2025		20.1							
2/3/2026			118	41.3		43.2	75.5		230
2/4/2026					121			70.7	
2/5/2026		21.3							
2/6/2026	50								

Time Series

Constituent: Calcium (mg/L) Analysis Run 6/10/2026 3:08 PM

Plant Bowen Client: Southern Company Data: Bowen AP-1

	BGWC-14A	BGWC-16	BGWC-17	BGWC-18	BGWC-19	BGWC-20	BGWC-21	BGWC-22	BGWC-23
6/7/2016		120	65						
6/8/2016				76	55	200	43	350	
6/9/2016									300
8/11/2016		111	61						
8/12/2016				61.7	61.2	196			
8/18/2016							38.6	370	290
10/7/2016		103	71	84.7	70.2				
10/10/2016						198	37.5	375	296
12/6/2016		117	68.7	88.1					
12/7/2016					48.6	215			271
12/8/2016							43.4	434	
2/16/2017		124	65.5	53.7	64.7				
2/17/2017						221	41	434	
2/20/2017									323
4/18/2017		120							
4/19/2017			68.9	57.1	69.5	240	39.4		298
4/20/2017								422	
5/30/2017		111	72.6						
6/1/2017				44.8	50.8	286	42.3		
6/5/2017								398	310
7/14/2017		109	70.6	60	67				
7/17/2017									319
7/18/2017						244	40.9		
7/19/2017								461	
10/11/2017		109	67.3	67	57.3	222			438
10/12/2017							43.3	515	
6/12/2018		104							
6/13/2018						234			385
6/14/2018			65.7	53.1			39.4	482	
6/15/2018					49.7				
10/17/2018			69.7						
10/18/2018		112		60.4					
10/19/2018					63.1		40.6		
10/22/2018						241		575	424
4/2/2019		117	63.9	53.3					
4/3/2019					51.3	220	43.4	458	396
5/2/2019								647	
9/26/2019		136	94.2	91.7	80.8	243			
9/27/2019								658	533
9/30/2019							43.2		
2/25/2020								445	
3/19/2020		130	68.1						
3/20/2020				49.3	52.1		48.2	514	
3/23/2020						253			602
5/22/2020	73.4								
6/23/2020	80.1								
7/28/2020	140								
9/2/2020	159								
9/24/2020		141	84.9	68.7			42	750	647
9/28/2020					50.1	273			
10/1/2020	162								
11/10/2020	170								

Time Series

Constituent: Calcium (mg/L) Analysis Run 6/10/2026 3:08 PM

Plant Bowen Client: Southern Company Data: Bowen AP-1

	BGWC-14A	BGWC-16	BGWC-17	BGWC-18	BGWC-19	BGWC-20	BGWC-21	BGWC-22	BGWC-23
12/15/2020	169								
1/20/2021	157								
3/24/2021	91.9	140	72	48.2					
3/26/2021					46.4				717
3/29/2021						296	46.6	714	
7/19/2021								693	728
8/18/2021	166	139							
8/19/2021			74	49.2					
8/20/2021					47.2	262	45.1		
8/23/2021								681	638
11/1/2021								708	695
2/9/2022	97.5								
2/11/2022		160	83.5						
2/14/2022									740
2/15/2022								680	
2/16/2022				49	60.5	288	44.1		
7/26/2022	185								
7/27/2022		194	80.9	65.9	63.2	284			
7/28/2022							43.1		
8/1/2022									559
8/2/2022								717	
1/26/2023	117	178	76.2	41.4					
1/27/2023					39.3		46.5		
1/30/2023						309			
2/2/2023									543
2/7/2023								583	
8/16/2023	196								
8/17/2023		187	75.4	57					
8/18/2023					56.5	309			
8/22/2023								793	
8/23/2023							43.9		332
2/1/2024	177	203	79.9						
2/2/2024				44.9	51.7				
2/5/2024						309	45.9		
2/8/2024								561	347
8/16/2024	227								
8/19/2024		233	96	68.4	84.7				
8/20/2024						345			
8/21/2024								710	
8/22/2024							47.9		391
2/5/2025	215								
2/6/2025		221				327			
2/7/2025			86.6	52	70.6				
2/10/2025							45.6		
2/11/2025									280
2/13/2025								427	
8/4/2025	177								
8/5/2025		153	82.1	64.9					
8/6/2025					75.1				
8/7/2025						267		252	
8/11/2025							43.5		228
2/4/2026	229	199	91	53.7			47.5		

Time Series

Constituent: Calcium (mg/L) Analysis Run 6/10/2026 3:08 PM

Plant Bowen Client: Southern Company Data: Bowen AP-1

	BGWC-14A	BGWC-16	BGWC-17	BGWC-18	BGWC-19	BGWC-20	BGWC-21	BGWC-22	BGWC-23
2/5/2026					65	348			
2/6/2026									221
2/10/2026								177	
4/7/2026						329 (R)			

Time Series

Constituent: Calcium (mg/L) Analysis Run 6/10/2026 3:08 PM

Plant Bowen Client: Southern Company Data: Bowen AP-1

	BGWC-24	BGWC-25	BGWC-30	BGWC-31	BGWC-32	BGWC-34D	BGWC-35D	BGWC-36D	BGWC-38D
6/8/2016		32							
6/9/2016	800								
8/15/2016		33.1							
8/18/2016	730								
10/10/2016	680	41							
12/7/2016	387								
12/8/2016		38.5							
1/23/2017			372						
2/7/2017			351						
2/20/2017	823	40.7							
3/27/2017			417						
4/17/2017			415						
4/19/2017	893 (J)								
4/20/2017		40.7							
5/22/2017			885						
6/1/2017		44.2							
6/5/2017	1080		413						
7/11/2017			449						
7/17/2017	1120	41.9							
8/23/2017			409						
10/10/2017			339						
10/11/2017	1310	41.1							
6/13/2018	970								
6/14/2018		44.8							
6/15/2018			198						
10/17/2018								262	
10/18/2018				90.1					
10/19/2018						105			
10/22/2018	1150	52.2	230		234		384		
4/2/2019			181					200	
4/3/2019	945								
4/4/2019		54.8		69.3		104	442		
4/5/2019					265				
5/3/2019					203				
9/24/2019				70.7		102			
9/26/2019					290		417		
9/27/2019			103					184	
9/30/2019	1050	47.8							
11/15/2019					346				
2/25/2020							341		
2/26/2020			85.3					107	
2/27/2020									268
3/23/2020			107	72.5				122	
3/24/2020		49.6			210	112			314
3/25/2020	1100						234		
9/2/2020									228
9/25/2020	998		93.3		338		169		
9/28/2020		50.7		77.8		117		165	
3/25/2021			81.1					162	
3/26/2021	821	52.8					529		
3/29/2021				77.2					161
3/30/2021					289	112			

Time Series

Constituent: Calcium (mg/L) Analysis Run 6/10/2026 3:08 PM

Plant Bowen Client: Southern Company Data: Bowen AP-1

	BGWC-24	BGWC-25	BGWC-30	BGWC-31	BGWC-32	BGWC-34D	BGWC-35D	BGWC-36D	BGWC-38D
7/19/2021	717								
7/20/2021			87.8						
8/19/2021		51.2	109						124
8/20/2021				78.7			379		
8/23/2021	827							174	
8/24/2021						110			
8/25/2021					244				
11/1/2021	808		108						144
2/14/2022			129					188	187
2/15/2022	791								
2/16/2022		51.4		81.4	247	127			
2/17/2022							483		
7/27/2022		52.1							
7/28/2022				75.4		123	403		
7/29/2022					226			156	
8/1/2022			111						
8/2/2022	90								186
10/21/2022	600								
1/27/2023		48.8		75.9					
1/30/2023						121	607		
1/31/2023					256				
2/1/2023	552		113					132	
2/7/2023									61.3
8/17/2023		48.1							
8/18/2023				74.5	172	113			
8/21/2023			98.8					159	110
8/24/2023							584		
8/25/2023	486								
1/30/2024	413							166	
2/2/2024				79.3					
2/5/2024		57.6				129			
2/6/2024			109						221
2/7/2024							636		
2/8/2024					152				
8/19/2024				78.7					
8/20/2024		72				142		158	
8/21/2024	352				159				
8/22/2024			69.5				589		240
2/5/2025								161	
2/6/2025				86.9		138			
2/10/2025		66	69.4						
2/11/2025	377						554		236
2/12/2025					133				
8/5/2025			80.8						
8/6/2025									156
8/7/2025		54.8				117		118	
8/8/2025				76.9					
8/11/2025	337						464		
8/12/2025					126				
2/2/2026	417								
2/4/2026		68.1				145			
2/5/2026				85.3				163	

Time Series

Constituent: Calcium (mg/L) Analysis Run 6/10/2026 3:08 PM

Plant Bowen Client: Southern Company Data: Bowen AP-1

	BGWC-24	BGWC-25	BGWC-30	BGWC-31	BGWC-32	BGWC-34D	BGWC-35D	BGWC-36D	BGWC-38D
2/6/2026					148		405		
2/9/2026			72.6						193

Time Series

Constituent: Calcium (mg/L) Analysis Run 6/10/2026 3:08 PM

Plant Bowen Client: Southern Company Data: Bowen AP-1

	BGWC-40	BGWC-43D	BGWC-49D	BGWC-50D	BGWC-51	BGWC-52	BGWC-53D	PZ-7
12/16/2019	162							
3/25/2020	160							
5/4/2020		361						
5/20/2020		335						
9/3/2020		383						
9/29/2020	165							
1/28/2021					624	350		
2/23/2021					674	379		
3/29/2021		326						
3/30/2021	158				562	353		
4/19/2021			204	50.8				
7/20/2021		297						
8/18/2021				56.7				
8/23/2021		349			561	286		
8/24/2021	150		238					
2/9/2022				60.3				
2/14/2022					155	72.8		
2/15/2022		344						
2/16/2022	155							
2/17/2022			239					
4/28/2022								96.9
7/26/2022				61.1				
7/28/2022	138					52.3		
8/1/2022		350	236		112			
8/2/2022								125
1/25/2023				65				
1/31/2023	133				111	62.8		
2/1/2023			236					
2/2/2023								96.8
2/7/2023		184						
8/15/2023				68.8				
8/18/2023	114							
8/21/2023					123			
8/22/2023			219			85.7		
8/23/2023		314						
1/30/2024		290						
1/31/2024				67.8				
2/5/2024					73.1	57.8		
2/6/2024			213					
2/7/2024	116							
8/16/2024				66.4				
8/20/2024	127				84.2	53.4		
8/21/2024		279	213					
8/22/2024								205
12/3/2024							228	
2/5/2025				75				
2/6/2025					79.3			
2/7/2025						60.5		141
2/10/2025	114		226					
2/11/2025		316						
2/12/2025							198	
7/31/2025				59.8				

Time Series

Constituent: Calcium (mg/L) Analysis Run 6/10/2026 3:08 PM

Plant Bowen Client: Southern Company Data: Bowen AP-1

	BGWC-40	BGWC-43D	BGWC-49D	BGWC-50D	BGWC-51	BGWC-52	BGWC-53D	PZ-7
8/6/2025			204					
8/7/2025		206						
8/8/2025	103						165	
8/11/2025						67.8		169
8/13/2025					80.1			
2/3/2026				69				
2/4/2026							180	124
2/5/2026	113				70.6	66.3		
2/6/2026		236						
2/9/2026			216					

Time Series

Constituent: Chloride (mg/L) Analysis Run 6/10/2026 3:08 PM

Plant Bowen Client: Southern Company Data: Bowen AP-1

	BGWA-2 (bg)	BGWA-29 (bg)	BGWA-47D (bg)	BGWA-48D (bg)	BGWC-7	BGWC-8	BGWC-9	BGWC-10	BGWC-12
6/6/2016	2.9						27		
6/7/2016						2		19	44
6/8/2016					11				
8/9/2016	2.5								
8/10/2016						2.1			
8/11/2016					11		30		
8/12/2016									43
8/16/2016								20	
8/22/2016		4.2							
10/3/2016	2.5								
10/4/2016		2.1				2.3			
10/5/2016							36		
10/6/2016					11				41
10/7/2016								21	
11/29/2016	2.6								
12/1/2016		1.8							
12/2/2016						2.1			
12/5/2016							40		41
12/6/2016					11			22	
1/10/2017		1.6							
2/13/2017	2.1								
2/14/2017		1.9				2			
2/15/2017					12		38		39
2/16/2017								22	
4/13/2017	2.1								
4/14/2017		1.5				1.7			
4/17/2017							35		
4/18/2017					12			21	39
5/25/2017	2.4	1.5							
5/26/2017						1.6	35		
6/2/2017					11			20	37
7/7/2017	1.9								
7/10/2017		1.6				1.5			
7/11/2017							33		
7/12/2017								23	
7/13/2017									38
7/14/2017					11				
10/9/2017	1.9								
10/10/2017		1.7				1.9	35		38
10/11/2017					12			24	
6/12/2018	3.4	1.8				2.3	21.3		
6/13/2018					10.8				
6/14/2018								23.1	30.5
10/16/2018	3.3	1.5				2.6			
10/17/2018							29.4		30.7
10/18/2018					11.7			26.9	
4/1/2019	4.2	1.6				1.8	13.4		24.1
4/2/2019					9.4			24.1	
5/2/2019	4.3								
9/23/2019	3.1	1.2							
9/24/2019					8	1.5	13.2		
9/25/2019								25.1	23.6

Time Series

Constituent: Chloride (mg/L) Analysis Run 6/10/2026 3:08 PM

Plant Bowen Client: Southern Company Data: Bowen AP-1

	BGWA-2 (bg)	BGWA-29 (bg)	BGWA-47D (bg)	BGWA-48D (bg)	BGWC-7	BGWC-8	BGWC-9	BGWC-10	BGWC-12
2/19/2020		1.3							
3/18/2020	3.1	1.4				1.5			
3/19/2020					8.4		7.3		20.5
3/23/2020								20.8	
5/22/2020			6.6						
5/25/2020				4					
6/23/2020			5.9	5.5					
7/28/2020			5.9	4.6					
9/2/2020			6						
9/3/2020				6.3					
9/23/2020	4.2	1.1				1.5			
9/24/2020							9.2	25.4	
9/25/2020					13.1				20.2
10/1/2020			6	7.5					
11/10/2020			5.5	7.7					
12/15/2020			6.3	8					
1/20/2021			5.7	7.2					
3/23/2021		1.2							
3/24/2021						1.5	8		18.4
3/25/2021			5.7	7.5					
3/26/2021	3.6								
3/30/2021					8.8			23.8	
8/16/2021	3.4	1.1	5.7	8					
8/18/2021						1.7	8.5	25.1	15.8
8/19/2021					7.6				
2/9/2022	3.7		5.4	8.9					
2/10/2022		1.2				1.6	8.9		
2/11/2022					8			28.2	16.4
7/26/2022	3.2	0.97 (J)	5.5	4.6		1.6	10.9		
7/27/2022									16.2
7/28/2022					8.9			30	
1/24/2023	3.4	1.5	5.2	4.3					
1/26/2023					7.5	1.7	7.5		14.5
1/27/2023								28.2	
8/15/2023			4.9						
8/16/2023		1.3		4.3		1.7			13.7
8/17/2023					8		10.7	29.2	
8/21/2023	2.9								
1/31/2024			4.7	7.3					
2/1/2024						1.5	9.3	30.1	14.2
2/2/2024					6.5				
2/5/2024		1.1							
2/8/2024	3.2								
8/15/2024			4.5	6.1					
8/16/2024					6.7	1.6			
8/19/2024							11.7		14.3
8/20/2024								29.8	
8/21/2024	3.4	1.2							
2/4/2025			4.6	5.8					
2/5/2025						1.4	9.6		13.2
2/6/2025		0.96 (J)			6.1			28.6	
2/10/2025	3.1								

Time Series

Constituent: Chloride (mg/L) Analysis Run 6/10/2026 3:08 PM

Plant Bowen Client: Southern Company Data: Bowen AP-1

	BGWA-2 (bg)	BGWA-29 (bg)	BGWA-47D (bg)	BGWA-48D (bg)	BGWC-7	BGWC-8	BGWC-9	BGWC-10	BGWC-12
7/31/2025			4.7	7.6		1.7			
8/4/2025							8.5		13.5
8/5/2025	3				6.8			29.1	
8/12/2025		1.4							
2/3/2026			4.9	10		1.6	10.5		13.4
2/4/2026					6			29.2	
2/5/2026		1.3							
2/6/2026	3.4								

Time Series

Constituent: Chloride (mg/L) Analysis Run 6/10/2026 3:08 PM

Plant Bowen Client: Southern Company Data: Bowen AP-1

	BGWC-14A	BGWC-16	BGWC-17	BGWC-18	BGWC-19	BGWC-20	BGWC-21	BGWC-22	BGWC-23
6/7/2016		37	26						
6/8/2016				48	23	130	7.1	440	
6/9/2016									480
8/11/2016		41	34						
8/12/2016				27	26	130			
8/18/2016							6.9	500	400
10/7/2016		44	38	72	41				
10/10/2016						140	7.1	480	390
12/6/2016		48	45	73					
12/7/2016					23	130			450
12/8/2016							6.3	540	
2/16/2017		46	40	19	31				
2/17/2017						140	5.6	570	
2/20/2017									470
4/18/2017		41							
4/19/2017			38	13	30	140	5		420
4/20/2017								740	
5/30/2017		38	41						
6/1/2017				8	13	130	4.9		
6/5/2017								530	450
7/14/2017		35	36	11	19				
7/17/2017									470
7/18/2017						140	4.2		
7/19/2017								540	
10/11/2017		36	45	24	19	130			510
10/12/2017							4.8	700	
6/12/2018		27.2							
6/13/2018						150			598
6/14/2018			33.3	7.3			3.3	725	
6/15/2018					9.3				
10/17/2018			41.8						
10/18/2018		25.2		10.9					
10/19/2018					15.3		4.1		
10/22/2018						149		827	639
4/2/2019		20.3	18.7	4.5					
4/3/2019					9.7	144	5	856	679
5/2/2019								999	
9/26/2019		28.7	47.1	60.5	26	128			
9/27/2019								996	918
9/30/2019							4.7		
2/25/2020								547	
3/19/2020		22	21.9						
3/20/2020				5.3	6.6		4.2	665	
3/23/2020						125			788
5/22/2020	32								
6/23/2020	15.7								
7/28/2020	20.6								
9/2/2020	18.9								
9/24/2020		28.8	50.1	30.3			4	1050	988
9/28/2020					8.6	152			
10/1/2020	18.6								
11/10/2020	19.6								

Time Series

Constituent: Chloride (mg/L) Analysis Run 6/10/2026 3:08 PM

Plant Bowen Client: Southern Company Data: Bowen AP-1

	BGWC-14A	BGWC-16	BGWC-17	BGWC-18	BGWC-19	BGWC-20	BGWC-21	BGWC-22	BGWC-23
12/15/2020	20.7								
1/20/2021	21.9								
3/24/2021	14.1	24	35.6	6.1					
3/26/2021					5.8				928
3/29/2021						131	5	886	
7/19/2021								579	570
8/18/2021	17.1	19.9							
8/19/2021			38.2	10.4					
8/20/2021					4.4	144	4.4		
8/23/2021								879	898
11/1/2021								744	688
2/9/2022	10.8								
2/11/2022		22.3	38.5						
2/14/2022									925
2/15/2022								789	
2/16/2022				7.7	6.7	141	4		
7/26/2022	19.6								
7/27/2022		23.1	43.2	14.9	7.8	169			
7/28/2022							4.7		
8/1/2022									794
8/2/2022								828	
1/26/2023	10.9	18.3	34	5.9					
1/27/2023					3.1		6.1		
1/30/2023						156			
2/2/2023									737
2/7/2023								803	
8/16/2023	18.2								
8/17/2023		18.2	39.5	12.6					
8/18/2023					5.9	145			
8/22/2023								1020	
8/23/2023							5		439
2/1/2024	17.3	18.5	41.8						
2/2/2024				5.3	3.5				
2/5/2024						140	5.2		
2/8/2024								679	493
8/16/2024	19.7								
8/19/2024		16.3	41.7	7	<1				
8/20/2024						135			
8/21/2024								815	
8/22/2024							5.2		482
2/5/2025	20.6								
2/6/2025		13.1				118			
2/7/2025			35.9	5.6	6.5				
2/10/2025							4.7		
2/11/2025									277
2/13/2025								381	
8/4/2025	21.4								
8/5/2025		9.8	32.4	5.3					
8/6/2025					11.1				
8/7/2025						130		262	
8/11/2025							4.9		291
2/4/2026	20.2	10.1	30.7	3.4			4.7		

ND substitution: RL or RL/2 if <15% NDs.

Time Series

Constituent: Chloride (mg/L) Analysis Run 6/10/2026 3:08 PM

Plant Bowen Client: Southern Company Data: Bowen AP-1

	BGWC-14A	BGWC-16	BGWC-17	BGWC-18	BGWC-19	BGWC-20	BGWC-21	BGWC-22	BGWC-23
2/5/2026					4	135			
2/6/2026									250
2/10/2026								131	

Time Series

Constituent: Chloride (mg/L) Analysis Run 6/10/2026 3:08 PM

Plant Bowen Client: Southern Company Data: Bowen AP-1

	BGWC-24	BGWC-25	BGWC-30	BGWC-31	BGWC-32	BGWC-34D	BGWC-35D	BGWC-36D	BGWC-38D
6/8/2016		6.4							
6/9/2016	1900								
8/15/2016		4.3							
8/18/2016	1600								
10/10/2016	1400	3.5							
12/7/2016	970								
12/8/2016		2.8							
1/23/2017			780						
2/7/2017			780						
2/20/2017	1900	4.2							
3/27/2017			790						
4/17/2017			770						
4/19/2017	1900								
4/20/2017		4.1							
5/22/2017			890						
6/1/2017		4.4							
6/5/2017	1900		870						
7/11/2017			840						
7/17/2017	2100	5							
8/23/2017			800						
10/10/2017			730						
10/11/2017	1600	4.1							
6/13/2018	1880								
6/14/2018		3.4							
6/15/2018			390						
10/17/2018								492	
10/18/2018				51.2					
10/19/2018						28			
10/22/2018	2050	3.9	400		274		573		
4/2/2019			333					378	
4/3/2019	1890								
4/4/2019		3.8		32.7		28.4	605		
4/5/2019					270				
5/3/2019					257				
9/24/2019				38		32.2			
9/26/2019					358		500		
9/27/2019			143					357	
9/30/2019	2040	5.2							
11/15/2019					455				
2/25/2020							441		
2/26/2020			100					185	
2/27/2020									386
3/23/2020			117	28.4				187	
3/24/2020		3.6			203	28.4			445
3/25/2020	1670						291		
9/2/2020									309
9/25/2020	1640		127		449		435		
9/28/2020		5.6		34.5		36.6		277	
3/25/2021			85.5					248	
3/26/2021	1240	5.7					696		
3/29/2021				9.4					227
3/30/2021					355	37.2			

Time Series

Constituent: Chloride (mg/L) Analysis Run 6/10/2026 3:08 PM

Plant Bowen Client: Southern Company Data: Bowen AP-1

	BGWC-24	BGWC-25	BGWC-30	BGWC-31	BGWC-32	BGWC-34D	BGWC-35D	BGWC-36D	BGWC-38D
7/19/2021	575								
7/20/2021			95.3						
8/19/2021		5.1	117						155
8/20/2021				34.9			545		
8/23/2021	1250							268	
8/24/2021						40.1			
8/25/2021					274				
11/1/2021	661		133						206
2/14/2022			146					241	237
2/15/2022	1120								
2/16/2022		5.7		30.9	262	39.2			
2/17/2022							627		
7/27/2022		6.2							
7/28/2022				32.9		44.9	666		
7/29/2022					292			283	
8/1/2022			114						
8/2/2022	17.1								244
10/21/2022	836								
1/27/2023		5.4		30					
1/30/2023						45.7	851		
1/31/2023					298				
2/1/2023	789		154					240	
2/7/2023									93.7
8/17/2023		11.4							
8/18/2023				30.3	193	43.1			
8/21/2023			97.6					225	153
8/24/2023							740		
8/25/2023	641								
1/30/2024	533							240	
2/2/2024				28.9					
2/5/2024		17.6				46.2			
2/6/2024			123						317
2/7/2024							868		
2/8/2024					196				
8/19/2024				29.2					
8/20/2024		34				49.8		208	
8/21/2024	352				172				
8/22/2024			72.4				731		281
2/5/2025								196	
2/6/2025				28.7		48.5			
2/10/2025		24.2	63.2						
2/11/2025	352						474		258
2/12/2025					148				
8/5/2025			98.5						
8/6/2025									231
8/7/2025		21.9				48.5		197	
8/8/2025				26.6					
8/11/2025	390						657		
8/12/2025					177 (M1)				
2/2/2026	421								
2/4/2026		25.7				52.3			
2/5/2026				26.8				220	

Time Series

Constituent: Chloride (mg/L) Analysis Run 6/10/2026 3:08 PM

Plant Bowen Client: Southern Company Data: Bowen AP-1

	BGWC-24	BGWC-25	BGWC-30	BGWC-31	BGWC-32	BGWC-34D	BGWC-35D	BGWC-36D	BGWC-38D
2/6/2026					173		613		
2/9/2026			76.8						263

Time Series

Constituent: Chloride (mg/L) Analysis Run 6/10/2026 3:08 PM

Plant Bowen Client: Southern Company Data: Bowen AP-1

	BGWC-40	BGWC-43D	BGWC-49D	BGWC-50D	BGWC-51	BGWC-52	BGWC-53D	PZ-7
12/16/2019	254							
3/25/2020	219							
5/4/2020		535						
5/20/2020		550						
9/3/2020		564						
9/29/2020	218							
1/28/2021					835	484		
2/23/2021					845	489		
3/29/2021		443						
3/30/2021	175				772	472		
4/19/2021			419	25.6				
7/20/2021		384						
8/18/2021				10				
8/23/2021		478			756	384		
8/24/2021	156		433					
2/9/2022				15.3				
2/14/2022					128	46.8		
2/15/2022		496						
2/16/2022	150							
2/17/2022			410					
4/28/2022								13.1
7/26/2022				18.2				
7/28/2022	149					33.9		
8/1/2022		487	415		95.4			
8/2/2022								18.2
1/25/2023				27.6				
1/31/2023	123				85.6	41.5		
2/1/2023			468					
2/2/2023								12.6
2/7/2023		226						
8/15/2023				23.8				
8/18/2023	94.2							
8/21/2023					108			
8/22/2023			421			64.6		
8/23/2023		396						
1/30/2024		446						
1/31/2024				25.6				
2/5/2024					42.6	34		
2/6/2024			442					
2/7/2024	97.3							
8/16/2024				11.6				
8/20/2024	80.3				41.9	15.4		
8/21/2024		394	412					
8/22/2024								24.7
12/3/2024							43.8	
2/5/2025				20				
2/6/2025					34.5			
2/7/2025						31.3		16.2
2/10/2025	79.1		377					
2/11/2025		345						
2/12/2025							41.4	
7/31/2025				11				

Time Series

Constituent: Chloride (mg/L) Analysis Run 6/10/2026 3:08 PM

Plant Bowen Client: Southern Company Data: Bowen AP-1

	BGWC-40	BGWC-43D	BGWC-49D	BGWC-50D	BGWC-51	BGWC-52	BGWC-53D	PZ-7
8/6/2025			418 (M1)					
8/7/2025		279						
8/8/2025	58.6						40.1	
8/11/2025						31.4		25
8/13/2025					46.1			
2/3/2026				12.8				
2/4/2026							39.7	14.2
2/5/2026	57.8				32.3	31.9		
2/6/2026		301						
2/9/2026			417					

Time Series

Constituent: Chromium (mg/L) Analysis Run 6/10/2026 3:08 PM

Plant Bowen Client: Southern Company Data: Bowen AP-1

	BGWA-2 (bg)	BGWA-29 (bg)	BGWA-47D (bg)	BGWA-48D (bg)	BGWC-7	BGWC-8	BGWC-9	BGWC-10	BGWC-12
6/6/2016	<0.005						<0.005		
6/7/2016						<0.005		<0.005	<0.005
6/8/2016					<0.005				
8/9/2016	0.0019 (J)								
8/10/2016						0.0052 (J)			
8/11/2016					<0.005		<0.005		
8/12/2016									<0.005
8/16/2016								<0.005	
8/22/2016		<0.005							
10/3/2016	<0.005								
10/4/2016		0.0013 (J)				0.0015 (J)			
10/5/2016							0.002 (J)		
10/6/2016					<0.005				<0.005
10/7/2016								<0.005	
11/29/2016	<0.005								
12/1/2016		<0.005							
12/2/2016						0.0013 (J)			
12/5/2016							<0.005		<0.005
12/6/2016					<0.005			<0.005	
1/10/2017		<0.005							
2/13/2017	<0.005								
2/14/2017		<0.005				<0.005			
2/15/2017					<0.005		<0.005		<0.005
2/16/2017								<0.005	
4/13/2017	0.0005 (J)								
4/14/2017		0.0005 (J)				0.0011 (J)			
4/17/2017							<0.005		
4/18/2017					<0.005			<0.005	<0.005
5/25/2017	<0.005	0.0004 (J)							
5/26/2017						0.0008 (J)	<0.005		
6/2/2017					<0.005			<0.005	0.0003 (J)
7/7/2017	0.0008 (J)								
7/10/2017		0.0005 (J)				0.0009 (J)			
7/11/2017							<0.005		
7/12/2017								<0.005	
7/13/2017									<0.005
7/14/2017					<0.005				
3/26/2018	<0.005	<0.005				<0.005			
3/27/2018					<0.005		<0.005	<0.005	
3/28/2018									<0.005
2/25/2019	<0.005					<0.005			
2/27/2019		<0.005							
2/28/2019					<0.005			<0.005	<0.005
4/1/2019	<0.005	<0.005				0.00091 (J)	<0.005		<0.005
4/2/2019					<0.005			<0.005	
9/23/2019	<0.005	0.00047 (J)							
9/24/2019					0.00055 (J)	0.063	<0.005		
9/25/2019								<0.005	0.00055 (J)
2/18/2020	0.00048 (J)								
2/19/2020		0.00053 (J)				0.0011 (J)			
2/20/2020							<0.005	<0.005	
2/21/2020					<0.005				

ND substitution: RL or RL/2 if <15% NDs.

Time Series

Constituent: Chromium (mg/L) Analysis Run 6/10/2026 3:08 PM

Plant Bowen Client: Southern Company Data: Bowen AP-1

	BGWA-2 (bg)	BGWA-29 (bg)	BGWA-47D (bg)	BGWA-48D (bg)	BGWC-7	BGWC-8	BGWC-9	BGWC-10	BGWC-12
2/24/2020									<0.005
3/18/2020	<0.005	0.00052 (J)				0.0014 (J)			
3/19/2020					0.00061 (J)		<0.005		0.0004 (J)
3/23/2020								0.0011 (J)	
5/22/2020			0.00044 (J)						
5/25/2020				<0.005					
6/23/2020			0.00043 (J)	0.00042 (J)					
7/28/2020			<0.005	<0.005					
9/2/2020			<0.005						
9/3/2020				<0.005					
9/23/2020	<0.005	<0.005				0.0013 (J)			
9/24/2020							<0.005	<0.005	
9/25/2020					<0.005				0.00058 (J)
10/1/2020			0.0014 (J)	0.00056 (J)					
11/10/2020			0.00059 (J)	<0.005					
12/15/2020			0.00069 (J)	<0.005					
1/20/2021			0.00061 (J)	<0.005					
2/16/2021	<0.005	0.00071 (J)				0.001 (J)			
2/17/2021			0.00099 (J)	0.00069 (J)			<0.005		
2/18/2021					<0.005			<0.005	
2/19/2021									<0.005
3/23/2021		0.00059 (J)							
3/24/2021						0.0013 (J)	<0.005		0.00079 (J)
3/25/2021			<0.005	<0.005					
3/26/2021	0.00071 (J)								
3/30/2021					0.00095 (J)			<0.005	
8/16/2021	<0.005	<0.005	0.0022 (J)	<0.005					
8/18/2021						0.0012 (J)	<0.005	<0.005	<0.005
8/19/2021					<0.005				
2/9/2022	<0.005		<0.005	<0.005					
2/10/2022		<0.005				0.0014 (J)	<0.005		
2/11/2022					<0.005			<0.005	<0.005
7/26/2022	<0.005	<0.005	<0.005	<0.005		<0.005	<0.005		
7/27/2022									<0.005
7/28/2022					<0.005			<0.005	
1/24/2023	0.0011 (J)	<0.005	<0.005	<0.005					
1/26/2023					<0.005	0.0014 (J)	0.0021 (J)		0.0018 (J)
1/27/2023								<0.005	
8/15/2023			<0.005						
8/16/2023		<0.005		<0.005		<0.005			<0.005
8/17/2023					<0.005		<0.005	<0.005	
8/21/2023	<0.005								
1/31/2024			<0.005	<0.005					
2/1/2024						<0.005	<0.005	<0.005	<0.005
2/2/2024					<0.005				
2/5/2024		<0.005							
2/8/2024	<0.005								
8/15/2024			<0.005	<0.005					
8/16/2024					<0.005	<0.005			
8/19/2024							<0.005		<0.005
8/20/2024								<0.005	
8/21/2024	<0.005	<0.005							

ND substitution: RL or RL/2 if <15% NDs.

Time Series

Constituent: Chromium (mg/L) Analysis Run 6/10/2026 3:08 PM

Plant Bowen Client: Southern Company Data: Bowen AP-1

	BGWA-2 (bg)	BGWA-29 (bg)	BGWA-47D (bg)	BGWA-48D (bg)	BGWC-7	BGWC-8	BGWC-9	BGWC-10	BGWC-12
2/4/2025			<0.005	<0.005					
2/5/2025						<0.005	<0.005		<0.005
2/6/2025		<0.005			<0.005			<0.005	
2/10/2025	<0.005								
7/31/2025			<0.005	<0.005		<0.005			
8/4/2025							0.002 (J)		<0.005
8/5/2025	<0.005				<0.005			<0.005	
8/12/2025		<0.005							
2/3/2026			0.00039 (J)	<0.005		0.00095 (J)	0.00071 (J)		0.00043 (J)
2/4/2026					0.00036 (J)			0.00028 (J)	
2/5/2026		0.00054 (J)							
2/6/2026	0.00055 (J)								

ND substitution: RL or RL/2 if <15% NDs.

Time Series

Constituent: Chromium (mg/L) Analysis Run 6/10/2026 3:08 PM

Plant Bowen Client: Southern Company Data: Bowen AP-1

	BGWC-14A	BGWC-16	BGWC-17	BGWC-18	BGWC-19	BGWC-20	BGWC-21	BGWC-22	BGWC-23
6/7/2016		<0.005	<0.005						
6/8/2016				<0.005	<0.005	<0.005	<0.005	<0.005	
6/9/2016									<0.005
8/11/2016		<0.005	<0.005						
8/12/2016				<0.005	<0.005	<0.005			
8/18/2016							<0.005	<0.005	<0.005
10/7/2016		<0.005	<0.005	0.0011 (J)	<0.005				
10/10/2016						<0.005	<0.005	<0.005	<0.005
12/6/2016		<0.005	<0.005	<0.005					
12/7/2016					<0.005	<0.005			0.002 (J)
12/8/2016							<0.005	<0.005	
2/16/2017		<0.005	<0.005	<0.005	<0.005				
2/17/2017						<0.005	<0.005	<0.005	
2/20/2017									<0.005
4/18/2017		<0.005							
4/19/2017			<0.005	<0.005	<0.005	<0.005	<0.005		<0.005
4/20/2017								<0.005	
5/30/2017		<0.005	<0.005						
6/1/2017				<0.005	<0.005	<0.005	<0.005		
6/5/2017								<0.005	<0.005
7/14/2017		<0.005	<0.005	<0.005	<0.005				
7/17/2017									<0.005
7/18/2017						<0.005	<0.005		
7/19/2017								<0.005	
3/27/2018		<0.005	<0.005	<0.005	<0.005				
3/28/2018						<0.005	<0.005		
3/29/2018								<0.005	<0.005
2/25/2019		<0.005							
2/27/2019			<0.005	<0.005		0.0048 (J)			
3/1/2019					<0.005			<0.005	0.0033 (J)
4/2/2019		<0.005	0.00044 (J)	<0.005					
4/3/2019					<0.005	0.00088 (J)	<0.005	<0.005	0.00057 (J)
9/26/2019		<0.005	<0.005	<0.005	<0.005	0.0022 (J)			
9/27/2019								<0.005	<0.005
9/30/2019							<0.005		
2/20/2020		<0.005							
2/24/2020			<0.005	<0.005	<0.005	0.00096 (J)			
2/25/2020								<0.005	<0.005
2/26/2020							<0.005		
3/19/2020		0.00071 (J)	0.00039 (J)						
3/20/2020				0.00046 (J)	<0.005		0.00041 (J)	<0.005	
3/23/2020						0.00091 (J)			0.00043 (J)
5/22/2020	<0.005								
6/23/2020	<0.005								
7/28/2020	<0.005								
9/2/2020	<0.005								
9/24/2020		<0.005	<0.005	<0.005			<0.005	<0.005	<0.005
9/28/2020					<0.005	0.0028 (J)			
10/1/2020	<0.005								
11/10/2020	<0.005								
12/15/2020	<0.005								
1/20/2021	<0.005								

ND substitution: RL or RL/2 if <15% NDs.

Time Series

Constituent: Chromium (mg/L) Analysis Run 6/10/2026 3:08 PM

Plant Bowen Client: Southern Company Data: Bowen AP-1

	BGWC-14A	BGWC-16	BGWC-17	BGWC-18	BGWC-19	BGWC-20	BGWC-21	BGWC-22	BGWC-23
2/18/2021	0.026	0.0019 (J)	<0.005	<0.005	<0.005	0.00078 (J)			
2/19/2021							<0.005	<0.005	<0.005
3/24/2021	<0.005	<0.005	<0.005	0.00065 (J)					
3/26/2021					<0.005				<0.005
3/29/2021						0.0011 (J)	0.0025 (J)	<0.005	
8/18/2021	<0.005	<0.005							
8/19/2021			<0.005	<0.005					
8/20/2021					<0.005	<0.005	<0.005		
8/23/2021								<0.005	0.0015 (J)
2/9/2022	<0.005								
2/11/2022		<0.005	<0.005						
2/14/2022									<0.005
2/15/2022								<0.005	
2/16/2022				<0.005	<0.005	<0.005	<0.005		
7/26/2022	<0.005								
7/27/2022		<0.005	<0.005	<0.005	<0.005	<0.005			
7/28/2022							<0.005		
8/1/2022									<0.005
8/2/2022								<0.005	
1/26/2023	0.0014 (J)	<0.005	<0.005	<0.005					
1/27/2023					<0.005		<0.005		
1/30/2023						<0.005			
2/2/2023									<0.005
2/7/2023								<0.005	
8/16/2023	<0.005								
8/17/2023		<0.005	<0.005	<0.005					
8/18/2023					<0.005	<0.005			
8/22/2023								<0.005	
8/23/2023							<0.005		<0.005
2/1/2024	<0.005	<0.005	<0.005						
2/2/2024				<0.005	<0.005				
2/5/2024						<0.005	<0.005		
2/8/2024								<0.005	<0.005
8/16/2024	<0.005								
8/19/2024		<0.005	<0.005	<0.005	<0.005				
8/20/2024						<0.005			
8/21/2024								<0.005	
8/22/2024							<0.005		<0.005
2/5/2025	<0.005								
2/6/2025		<0.005				<0.005			
2/7/2025			<0.005	<0.005	<0.005				
2/10/2025							<0.005		
2/11/2025									<0.005
2/13/2025								<0.005	
8/4/2025	<0.005								
8/5/2025		<0.005	<0.005	<0.005					
8/6/2025					<0.005				
8/7/2025						0.0024 (J)		<0.005	
8/11/2025							<0.005		<0.005
2/4/2026	<0.005	0.00032 (J)	0.00031 (J)	0.00038 (J)			0.00095 (J)		
2/5/2026					0.00035 (J)	<0.005			
2/6/2026									0.00042 (J)

ND substitution: RL or RL/2 if <15% NDs.

Time Series

Constituent: Chromium (mg/L) Analysis Run 6/10/2026 3:08 PM

Plant Bowen Client: Southern Company Data: Bowen AP-1

	BGWC-14A	BGWC-16	BGWC-17	BGWC-18	BGWC-19	BGWC-20	BGWC-21	BGWC-22	BGWC-23
2/10/2026								0.00049 (J)	
4/7/2026						0.00032 (JR)			

Time Series

Constituent: Chromium (mg/L) Analysis Run 6/10/2026 3:08 PM

Plant Bowen Client: Southern Company Data: Bowen AP-1

	BGWC-24	BGWC-25	BGWC-30	BGWC-31	BGWC-32	BGWC-34D	BGWC-35D	BGWC-36D	BGWC-38D
6/8/2016		<0.005							
6/9/2016	<0.005								
8/15/2016		<0.005							
8/18/2016	<0.005								
10/10/2016	0.0009 (J)	<0.005							
12/7/2016	<0.005								
12/8/2016		<0.005							
1/23/2017			0.001 (J)						
2/7/2017			<0.005						
2/20/2017	<0.005	<0.005							
3/27/2017			<0.005						
4/17/2017			<0.005						
4/19/2017	<0.005								
4/20/2017		<0.005							
5/22/2017			0.0004 (J)						
6/1/2017		<0.005							
6/5/2017	<0.005		0.0004 (J)						
7/11/2017			0.0012 (J)						
7/17/2017	<0.005	<0.005							
8/23/2017			0.0009 (J)						
3/26/2018			<0.005						
3/28/2018		<0.005							
3/29/2018	<0.005								
3/1/2019	<0.005	<0.005	<0.005						
4/2/2019			0.00095 (J)					0.001 (J)	
4/3/2019	<0.005								
4/4/2019		<0.005		<0.005		<0.005	0.0011 (J)		
4/5/2019					<0.005				
9/24/2019				0.00064 (J)		<0.005			
9/26/2019					0.00062 (J)		0.00067 (J)		
9/27/2019			0.00056 (J)					0.0006 (J)	
9/30/2019	<0.005	0.0021 (J)							
2/25/2020							<0.025		
2/26/2020	0.00051 (J)	<0.005	0.00073 (J)	<0.005				<0.005	
2/27/2020					0.00072 (J)	<0.005			0.0031 (J)
3/23/2020			0.00098 (J)	0.0011 (J)				<0.005	
3/24/2020		<0.005			0.0012 (J)	<0.005			0.00042 (J)
3/25/2020	<0.005						<0.025		
9/2/2020									<0.005
9/25/2020	0.00058 (J)		0.00087 (J)		0.00057 (J)		0.00072 (J)		
9/28/2020		<0.005		0.00056 (J)		<0.005		<0.005	
2/19/2021	<0.005					<0.005			
2/22/2021				<0.005			<0.025		
2/23/2021		<0.005			<0.005				
3/8/2021			0.0011 (J)					0.00057 (J)	
3/9/2021									<0.005
3/25/2021			0.00082 (J)					0.00057 (J)	
3/26/2021	<0.005	<0.005					<0.025		
3/29/2021				<0.005					<0.005
3/30/2021					<0.005	<0.005			
8/19/2021		<0.005	<0.005						<0.005
8/20/2021				<0.005			<0.025		

ND substitution: RL or RL/2 if <15% NDs.

Time Series

Constituent: Chromium (mg/L) Analysis Run 6/10/2026 3:08 PM

Plant Bowen Client: Southern Company Data: Bowen AP-1

	BGWC-24	BGWC-25	BGWC-30	BGWC-31	BGWC-32	BGWC-34D	BGWC-35D	BGWC-36D	BGWC-38D
8/23/2021	<0.005							<0.005	
8/24/2021						<0.005			
8/25/2021					0.0043 (J)				
2/14/2022			0.0014 (J)					<0.005	<0.005
2/15/2022	<0.005								
2/16/2022		<0.005		<0.005	<0.005	<0.005			
2/17/2022							<0.025		
7/27/2022		<0.005							
7/28/2022				<0.005		<0.005	<0.025		
7/29/2022					<0.005			<0.005	
8/1/2022			<0.005						
8/2/2022	<0.005								<0.005
10/21/2022	<0.005								
1/27/2023		<0.005		<0.005					
1/30/2023						<0.005	<0.025		
1/31/2023					<0.005				
2/1/2023	<0.005		<0.005					<0.005	
2/7/2023									<0.005
8/17/2023		<0.005							
8/18/2023				<0.005	<0.005	<0.005			
8/21/2023			<0.005					<0.005	<0.005
8/24/2023							<0.025		
8/25/2023	<0.005								
1/30/2024	<0.005							<0.005	
2/2/2024				<0.005					
2/5/2024		<0.005				<0.005			
2/6/2024			<0.005						<0.005
2/7/2024							<0.025		
2/8/2024					<0.005				
8/19/2024				<0.005					
8/20/2024		<0.005				<0.005		<0.005	
8/21/2024	<0.005				<0.005				
8/22/2024			<0.005				<0.025		<0.005
2/5/2025								<0.005	
2/6/2025				<0.005		<0.005			
2/10/2025		<0.005	<0.005						
2/11/2025	<0.005						<0.025		<0.005
2/12/2025					<0.005				
8/5/2025			<0.005						
8/6/2025									<0.005
8/7/2025		<0.005				<0.005		<0.005	
8/8/2025				<0.005					
8/11/2025	<0.005						0.0086		
8/12/2025					<0.005				
2/2/2026	<0.005								
2/4/2026		0.00025 (J)				0.0005 (J)			
2/5/2026				<0.005				0.00066 (J)	
2/6/2026					0.00053 (J)		<0.025		
2/9/2026			0.00078 (J)						<0.005

ND substitution: RL or RL/2 if <15% NDs.

Time Series

Constituent: Chromium (mg/L) Analysis Run 6/10/2026 3:08 PM

Plant Bowen Client: Southern Company Data: Bowen AP-1

	BGWC-40	BGWC-43D	BGWC-49D	BGWC-50D	BGWC-51	BGWC-52	BGWC-53D	PZ-7
2/28/2020	0.00043 (J)							
3/25/2020	0.00058 (J)							
9/3/2020		<0.005						
9/29/2020	0.00082 (J)							
1/28/2021					<0.005	<0.005		
2/22/2021	<0.005							
2/23/2021					0.0006 (J)	<0.005		
3/8/2021		<0.005						
3/29/2021		<0.005						
3/30/2021	0.00081 (J)				<0.005	0.00061 (J)		
4/19/2021			0.00071 (J)	<0.005				
8/18/2021				<0.005				
8/23/2021		<0.005			<0.005	<0.005		
8/24/2021	<0.005		<0.005					
2/9/2022				<0.005				
2/14/2022					<0.005	0.0013 (J)		
2/15/2022		0.0024 (J)						
2/16/2022	0.0011 (J)							
2/17/2022			<0.005					
4/28/2022								<0.005
7/26/2022				<0.005				
7/28/2022	<0.005					<0.005		
8/1/2022		<0.005	<0.005		<0.005			
8/2/2022								<0.005
1/25/2023				<0.005				
1/31/2023	0.005 (J)				<0.005	0.0016 (J)		
2/1/2023			<0.005					
2/2/2023								<0.005
2/7/2023		<0.005						
8/15/2023				<0.005				
8/18/2023	<0.005							
8/21/2023					<0.005			
8/22/2023			<0.005			<0.005		
8/23/2023		<0.005						
1/30/2024		<0.005						
1/31/2024				<0.005				
2/5/2024					<0.005	<0.005		
2/6/2024			<0.005					
2/7/2024	<0.005							
8/16/2024				<0.005				
8/20/2024	<0.005				<0.005	<0.005		
8/21/2024		<0.005	<0.005					
8/22/2024								<0.005
12/3/2024							<0.005	
2/5/2025				<0.005				
2/6/2025					<0.005			
2/7/2025						<0.005		<0.005
2/10/2025	<0.005		<0.005					
2/11/2025		<0.005						
2/12/2025							<0.005	
7/31/2025				<0.005				
8/6/2025			<0.005					

ND substitution: RL or RL/2 if <15% NDs.

Time Series

Constituent: Chromium (mg/L) Analysis Run 6/10/2026 3:08 PM

Plant Bowen Client: Southern Company Data: Bowen AP-1

	BGWC-40	BGWC-43D	BGWC-49D	BGWC-50D	BGWC-51	BGWC-52	BGWC-53D	PZ-7
8/7/2025		<0.005						
8/8/2025	<0.005						<0.005	
8/11/2025						<0.005		<0.005
8/13/2025					<0.005			
2/3/2026				0.00027 (J)				
2/4/2026							<0.005	0.00047 (J)
2/5/2026	0.0007 (J)				0.00051 (J)	0.00044 (J)		
2/6/2026		0.00025 (J)						
2/9/2026			0.0003 (J)					

ND substitution: RL or RL/2 if <15% NDs.

Time Series

Constituent: Cobalt (mg/L) Analysis Run 6/10/2026 3:08 PM

Plant Bowen Client: Southern Company Data: Bowen AP-1

	BGWA-2 (bg)	BGWA-29 (bg)	BGWA-47D (bg)	BGWA-48D (bg)	BGWC-7	BGWC-8	BGWC-9	BGWC-10	BGWC-12
6/6/2016	<0.005						<0.005		
6/7/2016						0.00013 (J)		<0.005	<0.005
6/8/2016					0.00081 (J)				
8/9/2016	0.0005 (J)								
8/10/2016						0.0003 (J)			
8/11/2016					0.0007 (J)		0.0003 (J)		
8/12/2016									<0.005
8/16/2016								<0.005	
8/22/2016		<0.005							
10/3/2016	<0.005								
10/4/2016		<0.005				<0.005			
10/5/2016							<0.005		
10/6/2016					<0.005				<0.005
10/7/2016								<0.005	
11/29/2016	<0.005								
12/1/2016		<0.005							
12/2/2016						<0.005			
12/5/2016							0.0006 (J)		0.0006 (J)
12/6/2016					0.0009 (J)			<0.005	
1/10/2017		<0.005							
2/13/2017	<0.005								
2/14/2017		<0.005				<0.005			
2/15/2017					<0.005		<0.005		<0.005
2/16/2017								<0.005	
4/13/2017	<0.005								
4/14/2017		<0.005				<0.005			
4/17/2017							<0.005		
4/18/2017					0.0005 (J)			<0.005	<0.005
5/25/2017	<0.005	<0.005							
5/26/2017						<0.005	<0.005		
6/2/2017					0.0006 (J)			<0.005	<0.005
7/7/2017	<0.005								
7/10/2017		<0.005				<0.005			
7/11/2017							<0.005		
7/12/2017								<0.005	
7/13/2017									0.0003 (J)
7/14/2017					0.0006 (J)				
3/26/2018	<0.005	<0.005				<0.005			
3/27/2018					<0.005		<0.005	<0.005	
3/28/2018									<0.005
6/12/2018	<0.005	<0.005				<0.005	<0.005		
6/13/2018					0.00068 (J)				
6/14/2018								<0.005	<0.005
10/16/2018	<0.005	<0.005				<0.005			
10/17/2018							<0.005		<0.005
10/18/2018					<0.005			<0.005	
2/25/2019	<0.005					<0.005			
2/27/2019		<0.005							
2/28/2019					0.00067 (J)			<0.005	<0.005
4/1/2019	0.00014 (J)	<0.005				5.6E-05 (J)	0.00024 (J)		0.00034 (J)
4/2/2019					0.00094 (J)			0.00027 (J)	
5/2/2019	<0.005								

ND substitution: RL or RL/2 if <15% NDs.

Time Series

Constituent: Cobalt (mg/L) Analysis Run 6/10/2026 3:08 PM

Plant Bowen Client: Southern Company Data: Bowen AP-1

	BGWA-2 (bg)	BGWA-29 (bg)	BGWA-47D (bg)	BGWA-48D (bg)	BGWC-7	BGWC-8	BGWC-9	BGWC-10	BGWC-12
9/23/2019	0.00047 (J)	<0.005							
9/24/2019					0.00078 (J)	0.0012 (J)	<0.005		
9/25/2019								0.00056 (J)	0.0004 (J)
2/18/2020	<0.005								
2/19/2020		<0.005				<0.005			
2/20/2020							<0.005	<0.005	
2/21/2020					0.00081 (J)				
2/24/2020									0.00034 (J)
3/18/2020	<0.005	<0.005				<0.005			
3/19/2020					0.00091 (J)		<0.005		0.00035 (J)
3/23/2020								0.00031 (J)	
5/22/2020			<0.005						
5/25/2020				<0.005					
6/23/2020			0.00031 (J)	<0.005					
7/28/2020			<0.005	0.00064 (J)					
9/2/2020			<0.005						
9/3/2020				<0.005					
9/23/2020	<0.005	<0.005				<0.005			
9/24/2020							<0.005	<0.005	
9/25/2020					0.00077 (J)				0.00049 (J)
10/1/2020			<0.005	0.00039 (J)					
11/10/2020			<0.005	<0.005					
12/15/2020			<0.005	<0.005					
1/20/2021			<0.005	<0.005					
2/16/2021	<0.005	<0.005				<0.005			
2/17/2021			<0.005	<0.005			<0.005		
2/18/2021					0.00074 (J)			<0.005	
2/19/2021									0.00066 (J)
3/23/2021		<0.005							
3/24/2021						<0.005	<0.005		0.00048 (J)
3/25/2021			<0.005	<0.005					
3/26/2021	<0.005								
3/30/2021					0.00085 (J)			0.00052 (J)	
8/16/2021	<0.005	<0.005	<0.005	<0.005					
8/18/2021						<0.005	<0.005	0.00042 (J)	0.00085 (J)
8/19/2021					0.0008 (J)				
2/9/2022	<0.005		<0.005	<0.005					
2/10/2022		<0.005				<0.005	<0.005		
2/11/2022					0.00068 (J)			0.00047 (J)	0.00057 (J)
7/26/2022	<0.005	<0.005	<0.005	<0.005		<0.005	<0.005		
7/27/2022									<0.005
7/28/2022					0.00074 (J)			0.00058 (J)	
1/24/2023	<0.005	<0.005	<0.005	<0.005					
1/26/2023					0.00068 (J)	<0.005	<0.005		0.00045 (J)
1/27/2023								0.00051 (J)	
8/15/2023			<0.005						
8/16/2023		<0.005		<0.005		<0.005			<0.005
8/17/2023					0.00066 (J)		<0.005	0.00043 (J)	
8/21/2023	<0.005								
1/31/2024			<0.005	<0.005					
2/1/2024						<0.005	<0.005	0.0004 (J)	0.00036 (J)
2/2/2024					0.00045 (J)				

ND substitution: RL or RL/2 if <15% NDs.

Time Series

Constituent: Cobalt (mg/L) Analysis Run 6/10/2026 3:08 PM

Plant Bowen Client: Southern Company Data: Bowen AP-1

	BGWA-2 (bg)	BGWA-29 (bg)	BGWA-47D (bg)	BGWA-48D (bg)	BGWC-7	BGWC-8	BGWC-9	BGWC-10	BGWC-12
2/5/2024		<0.005							
2/8/2024	<0.005								
8/15/2024			<0.005	<0.005					
8/16/2024					<0.005	<0.005			
8/19/2024							<0.005		<0.005
8/20/2024								0.00041 (J)	
8/21/2024	<0.005	<0.005							
2/4/2025			<0.005	<0.005					
2/5/2025						<0.005	<0.005		<0.005
2/6/2025		<0.005			<0.005			<0.005	
2/10/2025	<0.005								
7/31/2025			<0.005	<0.005		<0.005			
8/4/2025							<0.005		<0.005
8/5/2025	<0.005				<0.005			<0.005	
8/12/2025		<0.005							
2/3/2026			<0.005	<0.005		<0.005	0.00012 (J)		0.00034 (J)
2/4/2026					0.00085 (J)			0.00061 (J)	
2/5/2026		<0.005							
2/6/2026	<0.005								

ND substitution: RL or RL/2 if <15% NDs.

Time Series

Constituent: Cobalt (mg/L) Analysis Run 6/10/2026 3:08 PM

Plant Bowen Client: Southern Company Data: Bowen AP-1

	BGWC-14A	BGWC-16	BGWC-17	BGWC-18	BGWC-19	BGWC-20	BGWC-21	BGWC-22	BGWC-23
6/7/2016		0.0037	<0.005						
6/8/2016				0.00071 (J)	<0.005	<0.005	0.00041 (J)	0.0079	
6/9/2016									<0.005
8/11/2016		0.0039 (J)	<0.005						
8/12/2016				0.0006 (J)	<0.005	<0.005			
8/18/2016							<0.005	0.0109	<0.005
10/7/2016		0.0043 (J)	<0.005	0.0005 (J)	<0.005				
10/10/2016						<0.005	<0.005	0.011	<0.005
12/6/2016		0.005 (J)	<0.005	0.0009 (J)					
12/7/2016					<0.005	0.0008 (J)			0.0015 (J)
12/8/2016							0.0006 (J)	0.013	
2/16/2017		0.0054 (J)	<0.005	<0.005	<0.005				
2/17/2017						<0.005	<0.005	0.0122	
2/20/2017									<0.005
4/18/2017		0.0054 (J)							
4/19/2017			<0.005	<0.005	<0.005	<0.005	<0.005		<0.005
4/20/2017								0.0116	
5/30/2017		0.0045 (J)	<0.005						
6/1/2017				<0.005	<0.005	<0.005	<0.005		
6/5/2017								0.0112	<0.005
7/14/2017		0.0049 (J)	<0.005	<0.005	<0.005				
7/17/2017									<0.005
7/18/2017						<0.005	0.0004 (J)		
7/19/2017								0.0131	
3/27/2018		<0.01	<0.005	<0.005	<0.005				
3/28/2018						<0.005	<0.005		
3/29/2018								0.016	<0.005
6/12/2018		0.0048 (J)							
6/13/2018						<0.005			<0.005
6/14/2018			<0.005	<0.005			<0.005	0.017	
6/15/2018					<0.005				
10/17/2018			<0.005						
10/18/2018		0.0047 (J)		<0.005					
10/19/2018					<0.005		<0.005		
10/22/2018						<0.005		0.021	<0.005
2/25/2019		0.0071 (J)							
2/27/2019			<0.005	<0.005		<0.005			
3/1/2019					<0.005			0.017	<0.005
4/2/2019		0.0056 (J)	0.00015 (J)	0.00012 (J)					
4/3/2019					7.2E-05 (J)	0.00024 (J)	0.00064 (J)	0.019	0.00058 (J)
5/2/2019								0.023 (J)	
9/26/2019		0.0093	<0.005	<0.005	<0.005	<0.005			
9/27/2019								0.027	0.00034 (J)
9/30/2019							0.0004 (J)		
2/20/2020		0.0092							
2/24/2020			<0.005	<0.005	<0.005	<0.005			
2/25/2020								0.017	0.00046 (J)
2/26/2020							0.00037 (J)		
3/19/2020		0.0089	<0.005						
3/20/2020				<0.005	<0.005		<0.005	0.02	
3/23/2020						0.00036 (J)			0.0004 (J)
5/22/2020	0.00041 (J)								

ND substitution: RL or RL/2 if <15% NDs.

Time Series

Constituent: Cobalt (mg/L) Analysis Run 6/10/2026 3:08 PM

Plant Bowen Client: Southern Company Data: Bowen AP-1

	BGWC-14A	BGWC-16	BGWC-17	BGWC-18	BGWC-19	BGWC-20	BGWC-21	BGWC-22	BGWC-23
6/23/2020	<0.005								
7/28/2020	<0.005								
9/2/2020	0.001 (J)								
9/24/2020		0.0095	<0.005	<0.005			0.00098 (J)	0.041	<0.005
9/28/2020					<0.005	<0.005			
10/1/2020	0.0018 (J)								
11/10/2020	0.0016 (J)								
12/15/2020	0.0018 (J)								
1/20/2021	0.0019 (J)								
2/18/2021	0.0013 (J)	0.0088	<0.005	<0.005	<0.005	<0.005			
2/19/2021							0.0013 (J)	0.032	0.00044 (J)
3/24/2021	<0.005	0.0078	<0.005	<0.005					
3/26/2021					<0.005				<0.005
3/29/2021						<0.005	0.00069 (J)	0.029 (J)	
7/19/2021								0.039	<0.005
8/18/2021	0.0034 (J)	0.0098							
8/19/2021			<0.005	<0.005					
8/20/2021					<0.005	<0.005	0.00058 (J)		
8/23/2021								0.029	0.00047 (J)
11/1/2021								0.04	<0.005
2/9/2022	<0.005								
2/11/2022		0.0097	<0.005						
2/14/2022									<0.005
2/15/2022								0.03	
2/16/2022				<0.005	<0.005	<0.005	0.0021 (J)		
7/26/2022	0.003 (J)								
7/27/2022		0.012	<0.005	<0.005	<0.005	<0.005			
7/28/2022							0.0027 (J)		
8/1/2022									<0.005
8/2/2022								0.034	
1/26/2023	0.0033 (J)	0.0098	<0.005	<0.005					
1/27/2023					<0.005		0.0021 (J)		
1/30/2023						<0.005			
2/2/2023									<0.005
2/7/2023								0.017	
8/16/2023	0.0017 (J)								
8/17/2023		0.011	<0.005	<0.005					
8/18/2023					<0.005	<0.005			
8/22/2023								0.03	
8/23/2023							0.004 (J)		<0.005
2/1/2024	0.0014 (J)	0.011	<0.005						
2/2/2024				<0.005	<0.005				
2/5/2024						0.00034 (J)	0.003 (J)		
2/8/2024								0.014	<0.005
8/16/2024	0.0016 (J)								
8/19/2024		0.011	<0.005	<0.005	0.00052 (J)				
8/20/2024						<0.005			
8/21/2024								0.017	
8/22/2024							0.0096		0.00035 (J)
2/5/2025	<0.005								
2/6/2025		0.015				<0.005			
2/7/2025			<0.005	<0.005	<0.005				

ND substitution: RL or RL/2 if <15% NDs.

Time Series

Constituent: Cobalt (mg/L) Analysis Run 6/10/2026 3:08 PM

Plant Bowen Client: Southern Company Data: Bowen AP-1

	BGWC-14A	BGWC-16	BGWC-17	BGWC-18	BGWC-19	BGWC-20	BGWC-21	BGWC-22	BGWC-23
2/10/2025							0.0066		
2/11/2025									<0.005
2/13/2025								0.011	
8/4/2025	0.0028 (J)								
8/5/2025		0.0093	<0.005	<0.005					
8/6/2025					<0.005				
8/7/2025						<0.005		0.012	
8/11/2025							0.01		<0.005
2/4/2026	0.0012 (J)	0.011	<0.005	<0.005			0.0094		
2/5/2026					<0.005	0.0005 (J)			
2/6/2026									0.00025 (J)
2/10/2026								0.0027 (J)	
4/7/2026						0.00057 (JR)			

ND substitution: RL or RL/2 if <15% NDs.

Time Series

Constituent: Cobalt (mg/L) Analysis Run 6/10/2026 3:08 PM

Plant Bowen Client: Southern Company Data: Bowen AP-1

	BGWC-24	BGWC-25	BGWC-30	BGWC-31	BGWC-32	BGWC-34D	BGWC-35D	BGWC-36D	BGWC-38D
6/8/2016		<0.005							
6/9/2016	0.0026								
8/15/2016		<0.005							
8/18/2016	0.0021 (J)								
10/10/2016	0.0018 (J)	<0.005							
12/7/2016	0.0018 (J)								
12/8/2016		0.0006 (J)							
1/23/2017			0.0012 (J)						
2/7/2017			0.0008 (J)						
2/20/2017	0.0027 (J)	<0.005							
3/27/2017			0.001 (J)						
4/17/2017			0.0009 (J)						
4/19/2017	0.0032 (J)								
4/20/2017		<0.005							
5/22/2017			0.0008 (J)						
6/1/2017		<0.005							
6/5/2017	0.0034 (J)		0.0008 (J)						
7/11/2017			0.0008 (J)						
7/17/2017	0.0033 (J)	<0.005							
8/23/2017			0.0006 (J)						
3/26/2018			<0.005						
3/28/2018		<0.005							
3/29/2018	<0.005								
6/13/2018	0.0039 (J)								
6/14/2018		<0.005							
6/15/2018			<0.005						
10/17/2018								0.00057 (J)	
10/18/2018				0.00079 (J)					
10/19/2018						0.0012 (J)			
10/22/2018	0.0043 (J)	<0.005	<0.005		0.0037 (J)		<0.025		
3/1/2019	0.0055 (J)	<0.005	<0.005						
4/2/2019			0.00022 (J)					0.0011 (J)	
4/3/2019	0.0048 (J)								
4/4/2019		0.00022 (J)		0.00051 (J)		0.00042 (J)	0.0011 (J)		
4/5/2019					0.011				
5/3/2019					0.0078 (J)				
9/24/2019				0.00041 (J)		<0.005			
9/26/2019					0.01		0.0019 (J)		
9/27/2019			<0.005					0.0009 (J)	
9/30/2019	0.0048 (J)	<0.005							
11/15/2019					0.0077				
2/25/2020							0.0011 (J)		
2/26/2020	0.0045 (J)	<0.005	<0.005	0.00031 (J)				0.00058 (J)	
2/27/2020					0.00095 (J)	<0.005			0.014
3/23/2020			<0.005	0.00036 (J)				0.00049 (J)	
3/24/2020		<0.005			0.0037 (J)	0.00039 (J)			0.0065
3/25/2020	0.0037 (J)						0.00046 (J)		
9/2/2020									0.0043 (J)
9/25/2020	0.0038 (J)		<0.005		0.0081		0.00082 (J)		
9/28/2020		<0.005		0.00046 (J)		0.00048 (J)		0.00038 (J)	
2/19/2021	0.0042 (J)					0.00057 (J)			
2/22/2021				<0.005			0.0011 (J)		

ND substitution: RL or RL/2 if <15% NDs.

Time Series

Constituent: Cobalt (mg/L) Analysis Run 6/10/2026 3:08 PM

Plant Bowen Client: Southern Company Data: Bowen AP-1

	BGWC-24	BGWC-25	BGWC-30	BGWC-31	BGWC-32	BGWC-34D	BGWC-35D	BGWC-36D	BGWC-38D
2/23/2021		<0.005			0.0062				
3/8/2021			<0.005					<0.005	
3/9/2021									0.0014 (J)
3/25/2021			<0.005					<0.005	
3/26/2021	<0.005	<0.005					0.0015 (J)		
3/29/2021				<0.005					0.0015 (J)
3/30/2021					0.0014 (J)	0.00065 (J)			
7/19/2021	0.0034 (J)								
7/20/2021			<0.005						
8/19/2021		<0.005	0.002 (J)						0.004 (J)
8/20/2021				<0.005			0.0018 (J)		
8/23/2021	0.0062							<0.005	
8/24/2021						0.00085 (J)			
8/25/2021					0.0018 (J)				
11/1/2021	0.0038 (J)		<0.005						0.0033 (J)
2/14/2022			<0.005					<0.005	0.0019 (J)
2/15/2022	0.0037 (J)								
2/16/2022		<0.005		<0.005	<0.005	0.001 (J)			
2/17/2022							0.0024 (J)		
7/27/2022		<0.005							
7/28/2022				<0.005		0.0012 (J)	0.0038 (J)		
7/29/2022					0.0022 (J)			<0.005	
8/1/2022			<0.005						
8/2/2022	<0.005								0.0019 (J)
10/21/2022	0.0026 (J)								
1/27/2023		<0.005		<0.005					
1/30/2023						0.0014 (J)	0.0029 (J)		
1/31/2023					0.0029 (J)				
2/1/2023	0.0024 (J)		<0.005					<0.005	
2/7/2023									0.0014 (J)
8/17/2023		<0.005							
8/18/2023				<0.005	0.001 (J)	0.0014 (J)			
8/21/2023			<0.005					<0.005	0.0017 (J)
8/24/2023							0.0017 (J)		
8/25/2023	0.0023 (J)								
1/30/2024	0.002 (J)							<0.005	
2/2/2024				<0.005					
2/5/2024		<0.005				0.0013 (J)			
2/6/2024			<0.005						0.0016 (J)
2/7/2024							0.0044 (J)		
2/8/2024					0.0054				
8/19/2024				<0.005					
8/20/2024		<0.005				0.0012 (J)		<0.005	
8/21/2024	0.0015 (J)				0.0046 (J)				
8/22/2024			<0.005				0.0013 (J)		0.001 (J)
2/5/2025								<0.005	
2/6/2025				<0.005		0.0017 (J)			
2/10/2025		<0.005	<0.005						
2/11/2025	0.0027 (J)						0.0019 (J)		0.0018 (J)
2/12/2025					0.0032 (J)				
8/5/2025			<0.005						
8/6/2025									<0.005

ND substitution: RL or RL/2 if <15% NDs.

Time Series

Constituent: Cobalt (mg/L) Analysis Run 6/10/2026 3:08 PM

Plant Bowen Client: Southern Company Data: Bowen AP-1

	BGWC-24	BGWC-25	BGWC-30	BGWC-31	BGWC-32	BGWC-34D	BGWC-35D	BGWC-36D	BGWC-38D
8/7/2025		<0.005				0.0016 (J)		<0.005	
8/8/2025				<0.005					
8/11/2025	0.0013 (J)						<0.025		
8/12/2025					<0.005				
2/2/2026	0.00072 (J)								
2/4/2026		0.00025 (J)				0.0018 (J)			
2/5/2026				0.00017 (J)				<0.005	
2/6/2026					0.0014 (J)		<0.025		
2/9/2026			<0.005						0.00076 (J)

ND substitution: RL or RL/2 if <15% NDs.

Time Series

Constituent: Cobalt (mg/L) Analysis Run 6/10/2026 3:08 PM

Plant Bowen Client: Southern Company Data: Bowen AP-1

	BGWC-40	BGWC-43D	BGWC-49D	BGWC-50D	BGWC-51	BGWC-52	BGWC-53D	PZ-7
2/28/2020	0.00049 (J)							
3/25/2020	0.00056 (J)							
9/3/2020		0.002 (J)						
9/29/2020	0.00044 (J)							
1/28/2021					<0.005	0.0048 (J)		
2/22/2021	0.0006 (J)							
2/23/2021					<0.005	0.0033 (J)		
3/8/2021		0.0043 (J)						
3/29/2021		0.0057						
3/30/2021	0.00052 (J)				<0.005	0.0031 (J)		
4/19/2021			0.00079 (J)	0.0013 (J)				
7/20/2021		0.0057						
8/18/2021				0.0016 (J)				
8/23/2021		0.0051			<0.005	0.0036 (J)		
8/24/2021	0.00061 (J)		0.001 (J)					
2/9/2022				0.00079 (J)				
2/14/2022					<0.005	0.00044 (J)		
2/15/2022		0.0038 (J)						
2/16/2022	0.00052 (J)							
2/17/2022			0.00088 (J)					
4/28/2022								<0.005
7/26/2022				0.00072 (J)				
7/28/2022	0.00042 (J)					0.00082 (J)		
8/1/2022		0.0024 (J)	0.00065 (J)		<0.005			
8/2/2022								<0.005
1/25/2023				0.00066 (J)				
1/31/2023	0.00046 (J)				<0.005	0.0045 (J)		
2/1/2023			0.00089 (J)					
2/2/2023								<0.005
2/7/2023		0.0016 (J)						
8/15/2023				0.0004 (J)				
8/18/2023	<0.005							
8/21/2023					<0.005			
8/22/2023			0.00093 (J)			0.0035 (J)		
8/23/2023		0.0031 (J)						
1/30/2024		0.0024 (J)						
1/31/2024				0.00036 (J)				
2/5/2024					<0.005	0.00035 (J)		
2/6/2024			0.0011 (J)					
2/7/2024	0.00034 (J)							
8/16/2024				0.00069 (J)				
8/20/2024	0.00033 (J)				<0.005	0.00042 (J)		
8/21/2024		0.0019 (J)	0.00098 (J)					
8/22/2024								<0.005
12/3/2024							0.0007 (J)	
2/5/2025				<0.005				
2/6/2025					<0.005			
2/7/2025						0.0014 (J)		<0.005
2/10/2025	<0.005		<0.005					
2/11/2025		0.0026 (J)						
2/12/2025							<0.005	
7/31/2025				0.0013 (J)				

ND substitution: RL or RL/2 if <15% NDs.

Time Series

Constituent: Cobalt (mg/L) Analysis Run 6/10/2026 3:08 PM

Plant Bowen Client: Southern Company Data: Bowen AP-1

	BGWC-40	BGWC-43D	BGWC-49D	BGWC-50D	BGWC-51	BGWC-52	BGWC-53D	PZ-7
8/6/2025			<0.005					
8/7/2025		0.0023 (J)						
8/8/2025	<0.005						<0.005	
8/11/2025						0.0014 (J)		<0.005
8/13/2025					<0.005			
2/3/2026				0.00078 (J)				
2/4/2026							0.00045 (J)	0.00025 (J)
2/5/2026	0.0004 (J)				<0.005	0.0015 (J)		
2/6/2026		0.0027 (J)						
2/9/2026			0.0012 (J)					

ND substitution: RL or RL/2 if <15% NDs.

Time Series

Constituent: Combined Radium 226 + 228 (pCi/L) Analysis Run 6/10/2026 3:08 PM

Plant Bowen Client: Southern Company Data: Bowen AP-1

	BGWA-2 (bg)	BGWA-29 (bg)	BGWA-47D (bg)	BGWA-48D (bg)	BGWC-7	BGWC-8	BGWC-9	BGWC-10	BGWC-12
6/6/2016	0.838						0.488		
6/7/2016						0.0507 (U)		0.616	0.024 (U)
6/8/2016					0.854				
8/9/2016	1.18								
8/10/2016						0.862			
8/11/2016					1.24		0.639		
8/12/2016									0.849
8/16/2016								1.08	
8/22/2016		0.356							
10/3/2016	0.815								
10/4/2016		0.0834				0.48			
10/5/2016							0.945		
10/6/2016					2.43				1.57
10/7/2016								2.82	
11/29/2016	0.887								
12/1/2016		0.208							
12/2/2016						0.219			
12/5/2016							2.2		0.956
12/6/2016					0.958			0.719	
1/10/2017		0.024 (U)							
2/13/2017	0.869								
2/14/2017		0.105				0.636			
2/15/2017					1.18		0.74		0.229
2/16/2017								0.966	
4/13/2017	1.21								
4/14/2017		0.803				0.13			
4/17/2017							0.764		
4/18/2017					1.26			1.01	0.0114
5/25/2017	1.54	0.569							
5/26/2017						0.349	0.245		
6/2/2017					1.24			1.13	0.375
7/7/2017	1.45								
7/10/2017		0.589 (U)				0.565 (U)			
7/11/2017							0.502 (U)		
7/12/2017								1.29	
7/13/2017									0.636 (U)
7/14/2017					1.55				
3/26/2018	0.529 (U)	0.513 (U)				0.303 (U)			
3/27/2018					2.15		0.745 (U)	0.779 (U)	
3/28/2018									0.36 (U)
6/12/2018	0.945 (U)	0.516 (U)				0.494 (U)	0.319 (U)		
6/13/2018					1.95				
6/14/2018								1.22	0.316 (U)
10/16/2018	0.57 (U)	0.146 (U)				0.633 (U)			
10/17/2018							0.319 (U)		0.326 (U)
10/18/2018					1.1			0.841 (U)	
2/25/2019	1.43					1.03 (U)			
2/27/2019		0.941 (U)							
2/28/2019					1.38			1.88	1.04
4/1/2019	1.44 (U)	0.66 (U)				0.474 (U)	0.225 (U)		0.328 (U)
4/2/2019					1.57			1.21 (U)	
9/23/2019	1.82	1.25							

Time Series

Constituent: Combined Radium 226 + 228 (pCi/L) Analysis Run 6/10/2026 3:08 PM

Plant Bowen Client: Southern Company Data: Bowen AP-1

	BGWA-2 (bg)	BGWA-29 (bg)	BGWA-47D (bg)	BGWA-48D (bg)	BGWC-7	BGWC-8	BGWC-9	BGWC-10	BGWC-12
9/24/2019					1.85	1.69	1.65		
9/25/2019								0.816 (U)	0.649 (U)
2/18/2020	1.33								
2/19/2020		1.28				1.02 (U)			
2/20/2020							0.921 (U)	1.47	
2/21/2020					2.02				
2/24/2020									0.455 (U)
3/18/2020	1.31	1.2 (U)				0.987 (U)			
3/19/2020					1.18		1.94		0.838 (U)
3/23/2020								1.69	
5/22/2020			1.21 (U)						
5/25/2020				1.21 (U)					
6/23/2020			0.955 (U)	1.44					
7/28/2020			1.59	0.592 (U)					
9/2/2020			0.59 (U)						
9/3/2020				1.06 (U)					
9/23/2020	1.43	0.53 (U)				0.25 (U)			
9/24/2020							0.9 (U)	1.19 (U)	
9/25/2020					1.64				0.818 (U)
10/1/2020			0.754 (U)	0.597 (U)					
11/10/2020			0.403 (U)	0.188 (U)					
12/15/2020			0.263 (U)	0.464 (U)					
1/20/2021			0.669 (U)	1.33 (U)					
2/16/2021	0.938 (U)	0.344 (U)				0.709 (U)			
2/17/2021			0.537 (U)	1.1 (U)			0.692 (U)		
2/18/2021					1.09			1.52	
2/19/2021									0.608 (U)
3/23/2021		0.322 (U)							
3/24/2021						0.808 (U)	0.554 (U)		0.369 (U)
3/25/2021			1.15 (U)	1.08 (U)					
3/26/2021	1.03 (U)								
3/30/2021					1.41 (U)			1.51 (U)	
8/16/2021	0.684 (U)	0.539 (U)	0.536 (U)	0.0949 (U)					
8/18/2021						0.192 (U)	0.458 (U)	1.26	0.19 (U)
8/19/2021					0.952 (U)				
2/9/2022	0.264 (U)		0.539 (U)	0.504 (U)					
2/10/2022		0.181 (U)				0.813	0.86		
2/11/2022					1.26			1.01 (U)	0.288 (U)
7/26/2022	1.53	0.634 (U)	1.51	1.27 (U)		0.523 (U)	0.866 (U)		
7/27/2022									0.705 (U)
7/28/2022					1.22 (U)			1.18 (U)	
1/24/2023	1.52	0.711 (U)	0.955 (U)	0.589 (U)					
1/26/2023					1.73	0.629 (U)	0.248 (U)		0.664 (U)
1/27/2023								1.82	
8/15/2023			0.758 (U)						
8/16/2023		0.252 (U)		0.578 (U)		0.791 (U)			0.621 (U)
8/17/2023					1.45		0.711 (U)	0.942 (U)	
8/21/2023	0.561 (U)								
1/31/2024			1.44	0.437 (U)					
2/1/2024						0.496 (U)	0.699 (U)	1.03 (U)	0.281 (U)
2/2/2024					1.04				
2/5/2024		0.371 (U)							

Time Series

Constituent: Combined Radium 226 + 228 (pCi/L) Analysis Run 6/10/2026 3:08 PM

Plant Bowen Client: Southern Company Data: Bowen AP-1

	BGWA-2 (bg)	BGWA-29 (bg)	BGWA-47D (bg)	BGWA-48D (bg)	BGWC-7	BGWC-8	BGWC-9	BGWC-10	BGWC-12
2/8/2024	0.437 (U)								
8/15/2024			0.864 (U)	0.697 (U)					
8/16/2024					1.55	0.76 (U)			
8/19/2024							0.429 (U)		0.824 (U)
8/20/2024								0.882 (U)	
8/21/2024	0.699 (U)	0.723 (U)							
2/4/2025			1.47	0.782 (U)					
2/5/2025						0.641 (U)	0.831 (U)		0.466 (U)
2/6/2025		0.347 (U)			1.51			1.4	
2/10/2025	0.578 (U)								
7/31/2025			0.923 (U)	0.736 (U)		0.661 (U)			
8/4/2025							0.655 (U)		1.31 (U)
8/5/2025	0.541 (U)				1.06 (U)			1.08 (U)	
8/12/2025		0.245 (U)							
2/3/2026			1.06 (U)	1.05 (U)		0.592 (U)	0.765 (U)		0.825 (U)
2/4/2026					1.25			1.05 (U)	
2/5/2026		0.329 (U)							
2/6/2026	1.24 (U)								

Time Series

Constituent: Combined Radium 226 + 228 (pCi/L) Analysis Run 6/10/2026 3:08 PM

Plant Bowen Client: Southern Company Data: Bowen AP-1

	BGWC-14A	BGWC-16	BGWC-17	BGWC-18	BGWC-19	BGWC-20	BGWC-21	BGWC-22	BGWC-23
6/7/2016		0.284 (U)	0.135 (U)						
6/8/2016				0.406	0.264 (U)	0.863 (U)	0.573	1.53	
6/9/2016									0.704
8/11/2016		1.71	0.808						
8/12/2016				1.39	1.18	1.74			
8/18/2016							0.44	2.47	1.88
10/7/2016		0.485	0.874	0.451	1.97				
10/10/2016						0.944	0.933	2.11	1.48
12/6/2016		1.22	0.131	0.516					
12/7/2016					1.31	2.29			2.61
12/8/2016							1.02	2.64	
2/16/2017		0.19	0.471	0.172	0.35				
2/17/2017						1.35	0.193	1.34	
2/20/2017									0.884
4/18/2017		0.52							
4/19/2017			0.65	0.704	0.974	1.48	0.488		0.948
4/20/2017								2.35	
5/30/2017		1.21	0.65						
6/1/2017				0.493	0.332	1.61	0.837		
6/5/2017								1.6	1.33
7/14/2017		0.526 (U)	0.592 (U)	0.547 (U)	1.27				
7/17/2017									1.04
7/18/2017							0.498 (U)		
7/19/2017						1.626		1.76	
3/27/2018		1.34	0.551 (U)	0.569 (U)	0.169 (U)				
3/28/2018						0.97 (U)	0.864 (U)		
3/29/2018								2.43	1.65
6/12/2018		0.732 (U)							
6/13/2018						0.686 (U)			0.983 (U)
6/14/2018			0.638 (U)	0.989 (U)			0.583 (U)	2.14	
6/15/2018					0.625 (U)				
10/17/2018			0.555 (U)						
10/18/2018		0.522 (U)		0.875 (U)					
10/19/2018					0.784 (U)		0.982 (U)		
10/22/2018						0.559 (U)		1.43	1.21
2/25/2019		1.08							
2/27/2019			1.57	1.12		1.24			
3/1/2019					0.989 (U)			3.32	2.24
4/2/2019		1.73	0.71 (U)	0.814 (U)					
4/3/2019					0.98 (U)	0.567 (U)	0.532 (U)	2.48	2.86
9/26/2019		1.45	1.17 (U)	0.973 (U)	1.16	0.662 (U)			
9/27/2019								2.83	2.28
9/30/2019							1.16 (U)		
2/20/2020		1.22							
2/24/2020			1.17	1.07	1.19	1.38			
2/25/2020								1.7	2.49
2/26/2020							1.08 (U)		
3/19/2020		1.63	0.626 (U)						
3/20/2020				2.59	0.89 (U)		1.08 (U)	3.6	
3/23/2020						1.27			1.68
5/22/2020	1.82								
6/23/2020	1.05 (U)								

Time Series

Constituent: Combined Radium 226 + 228 (pCi/L) Analysis Run 6/10/2026 3:08 PM

Plant Bowen Client: Southern Company Data: Bowen AP-1

	BGWC-14A	BGWC-16	BGWC-17	BGWC-18	BGWC-19	BGWC-20	BGWC-21	BGWC-22	BGWC-23
7/28/2020	1.71								
9/2/2020	0.0158 (U)								
9/24/2020		0.469 (U)	0.594 (U)	0.789 (U)			0.157 (U)	4.18	0.56 (U)
9/28/2020					1.11 (U)	1.07 (U)			
10/1/2020	1.19 (U)								
11/10/2020	0.675 (U)								
12/15/2020	1.26								
1/20/2021	0.701 (U)								
2/18/2021	1	0.721 (U)	0.723 (U)	0.62 (U)	1.05 (U)	0.87 (U)			
2/19/2021							1 (U)	2.63	1.17 (U)
3/24/2021	1.1 (U)	0.92 (U)	0.391 (U)	1.21 (U)					
3/26/2021					0.848 (U)				1.04 (U)
3/29/2021						1.49	0.471 (U)	4.1	
8/18/2021	0.721 (U)	1.05							
8/19/2021			0.742 (U)	0.858 (U)					
8/20/2021					0.731 (U)	1.42	0.277 (U)		
8/23/2021								3.25	1.2 (U)
2/9/2022	0.355 (U)								
2/11/2022		1.03	0.208 (U)						
2/14/2022									0.563 (U)
2/15/2022								1.94	
2/16/2022				0.708 (U)	0.349 (U)	0.322 (U)	0.49 (U)		
7/26/2022	0.659 (U)								
7/27/2022		0.917 (U)	0.138 (U)	0.737 (U)	0.964 (U)	1.53			
7/28/2022							0.424 (U)		
8/1/2022									2.28
8/2/2022								2.32	
1/26/2023	1.31	1.21 (U)	1.02 (U)	1.46					
1/27/2023					1.16		0.28 (U)		
1/30/2023						0.563 (U)			
2/2/2023									0.783 (U)
2/7/2023								1.45	
8/16/2023	0.263 (U)								
8/17/2023		1.21 (U)	1.04 (U)	1.16 (U)					
8/18/2023					1.49 (U)	0.256 (U)			
8/22/2023								2.43	
8/23/2023							0.704 (U)		0.799 (U)
2/1/2024	0.433 (U)	1.34	0.808 (U)						
2/2/2024				0.612 (U)	0.716 (U)				
2/5/2024						0.956 (U)	0.455 (U)		
2/8/2024								2.05	1.27 (U)
8/16/2024	0.673 (U)								
8/19/2024		0.705 (U)	0.294 (U)	0.737 (U)	0.26 (U)				
8/20/2024						0.979 (U)			
8/21/2024								1.5	
8/22/2024							0.262 (U)		0.718 (U)
2/5/2025	0.164 (U)								
2/6/2025		0.712 (U)				1.1			
2/7/2025			1.11 (U)	0.737 (U)	0.952 (U)				
2/10/2025							1.23 (U)		
2/11/2025									1.18 (U)
2/13/2025								1.6	

Time Series

Constituent: Combined Radium 226 + 228 (pCi/L) Analysis Run 6/10/2026 3:08 PM

Plant Bowen Client: Southern Company Data: Bowen AP-1

	BGWC-14A	BGWC-16	BGWC-17	BGWC-18	BGWC-19	BGWC-20	BGWC-21	BGWC-22	BGWC-23
8/4/2025	0.472 (U)								
8/5/2025		0.307 (U)	1 (U)	0.697 (U)					
8/6/2025					0.315 (U)				
8/7/2025						0.946 (U)		1.78	
8/11/2025							0.58 (U)		0.43 (U)
2/4/2026	1.66	1.56	0.576 (U)	0.663 (U)			0.205 (U)		
2/5/2026					0.6 (U)	0.944 (U)			
2/6/2026									1.33 (U)
2/10/2026								0.784 (U)	

Time Series

Constituent: Combined Radium 226 + 228 (pCi/L) Analysis Run 6/10/2026 3:08 PM

Plant Bowen Client: Southern Company Data: Bowen AP-1

	BGWC-24	BGWC-25	BGWC-30	BGWC-31	BGWC-32	BGWC-34D	BGWC-35D	BGWC-36D	BGWC-38D
6/8/2016		0.314 (U)							
6/9/2016	2.13								
8/15/2016		1.2							
8/18/2016	2.67								
10/10/2016	3.46	1.03							
12/7/2016	1.65								
12/8/2016		1.47							
1/23/2017			2.71						
2/7/2017			3						
2/20/2017	2.68	0.547							
4/17/2017			2.73						
4/19/2017	3.81								
4/20/2017		0.0595							
5/22/2017			3.15						
6/1/2017		0.67							
6/5/2017	2.86		0.86						
7/11/2017			1.87						
7/17/2017	2.87	1.25 (U)							
8/23/2017			3.39						
3/26/2018			1.61						
3/28/2018		0.507 (U)							
3/29/2018	2.79								
6/13/2018	2.19								
6/14/2018		0.721 (U)							
6/15/2018			0.815 (U)						
10/17/2018								1.24	
10/18/2018				0.96					
10/19/2018						2.28			
10/22/2018	2.18	0.741 (U)	1.02 (U)		1.22 (U)		1.54		
3/1/2019	3.37	0.634 (U)	2.47						
4/2/2019			2.29					2.81	
4/3/2019	3.6								
4/4/2019		0.346 (U)		1.49		1.89	2.37		
4/5/2019					2.2				
9/24/2019				1.68		3.98			
9/26/2019					2.36		3.09		
9/27/2019			1.23 (U)					1.66	
9/30/2019	2.73	0.953 (U)							
2/25/2020							4.16		
2/26/2020	2.4	1.16	1.09 (U)	1.31				1.76	
2/27/2020					1.44	1.31			5.89
3/23/2020			1.42	2.39				2.75	
3/24/2020		0.899 (U)			1.25	2.56			5.9
3/25/2020	4.72						2.81		
9/2/2020									5.91
9/25/2020	1.49		0.783 (U)		2.62		2.15		
9/28/2020		0.744 (U)		1.48		2.12		1.59	
2/19/2021	1.07 (U)					2.23			
2/22/2021				1.07 (U)			2.03		
2/23/2021		0.456 (U)			1.55				
3/8/2021			0.429 (U)					2.09	
3/9/2021									3.34

Time Series

Constituent: Combined Radium 226 + 228 (pCi/L) Analysis Run 6/10/2026 3:08 PM

Plant Bowen Client: Southern Company Data: Bowen AP-1

	BGWC-24	BGWC-25	BGWC-30	BGWC-31	BGWC-32	BGWC-34D	BGWC-35D	BGWC-36D	BGWC-38D
3/25/2021			1.48					2.43	
3/26/2021	2.91	0.134 (U)					2.4		
3/29/2021				1.63					3.54
3/30/2021					2.04	1.35 (U)			
8/19/2021		0.908 (U)	1.63						4.63
8/20/2021				1.82			2.53		
8/23/2021	1.77 (U)							0.857 (U)	
8/24/2021						2.39			
8/25/2021					0.784 (U)				
2/14/2022			0.744 (U)					1.43	4.6
2/15/2022	14.2 (U)								
2/16/2022		0.189 (U)		1.02	1.16 (U)	2.24			
2/17/2022							1.88		
7/27/2022		1.09 (U)							
7/28/2022				0.684 (U)		2.74	2.71		
7/29/2022					1.82			1.47 (U)	
8/1/2022			1.01 (U)						
8/2/2022	0.84 (U)								3.64
1/27/2023		0.768 (U)		1.46					
1/30/2023						2.58	2.3		
1/31/2023					1.49				
2/1/2023	1.3		0.936					1.17	
2/7/2023									2.93
8/17/2023		0.909 (U)							
8/18/2023				1.82	1.24 (U)	2.36			
8/21/2023			0.986 (U)					1.19 (U)	3.26
8/24/2023							3.09		
8/25/2023	1.63 (U)								
1/30/2024	0.782 (U)							1.07	
2/2/2024				1.3					
2/5/2024		0.396 (U)				2.21			
2/6/2024			0.255 (U)						3.19
2/7/2024							2.74		
2/8/2024					0.939 (U)				
8/19/2024				0.674 (U)					
8/20/2024		0.246 (U)				1.7		0.895 (U)	
8/21/2024	0.991 (U)				1.19				
8/22/2024			0.713 (U)				2.08		2.4
2/5/2025								1.19	
2/6/2025				1.33		2.75			
2/10/2025		0.747 (U)	0.708 (U)						
2/11/2025	2.6						2.71		2.44
2/12/2025					1.28				
8/5/2025			0.486 (U)						
8/6/2025									3.78
8/7/2025		0.378 (U)				2.56		1.5 (U)	
8/8/2025				1.35					
8/11/2025	0.669 (U)						2.08		
8/12/2025					0.966 (U)				
2/2/2026	1.91								
2/4/2026		0.66 (U)				2.34			
2/5/2026				1.63				1.08 (U)	

Time Series

Constituent: Combined Radium 226 + 228 (pCi/L) Analysis Run 6/10/2026 3:08 PM

Plant Bowen Client: Southern Company Data: Bowen AP-1

	BGWC-24	BGWC-25	BGWC-30	BGWC-31	BGWC-32	BGWC-34D	BGWC-35D	BGWC-36D	BGWC-38D
2/6/2026					1.35 (U)		2.17		
2/9/2026			1.06 (U)						1.87

Time Series

Constituent: Combined Radium 226 + 228 (pCi/L) Analysis Run 6/10/2026 3:08 PM

Plant Bowen Client: Southern Company Data: Bowen AP-1

	BGWC-40	BGWC-43D	BGWC-49D	BGWC-50D	BGWC-51	BGWC-52	BGWC-53D	PZ-7
2/28/2020	0.649 (U)							
3/25/2020	0.848 (U)							
9/3/2020		1.9						
9/29/2020	0.441 (U)							
1/28/2021					0.444 (U)	1.59		
2/22/2021	1.31 (U)							
2/23/2021					0.589 (U)	0.567 (U)		
3/8/2021		1.34						
3/29/2021		1.62 (U)						
3/30/2021	0.826 (U)				0.852 (U)	1.66 (U)		
4/19/2021			2.45	1.01 (U)				
8/18/2021				0.99 (U)				
8/23/2021		1.93			0.558 (U)	0.785 (U)		
8/24/2021	0.21 (U)		3.66					
2/9/2022				1.4				
2/14/2022					0.487 (U)	0.224 (U)		
2/15/2022		0.96 (U)						
2/16/2022	0.473 (U)							
2/17/2022			2.41					
7/26/2022				1 (U)				
7/28/2022	0.656 (U)					1.02 (U)		
8/1/2022		1.38	2.36		0.642 (U)			
8/2/2022								1.68
1/25/2023				0.588 (U)				
1/31/2023	0.498 (U)				0.707 (U)	0.58 (U)		
2/1/2023			1.57					
2/2/2023								0.748 (U)
2/7/2023		1.53						
8/15/2023				1.47				
8/18/2023	1.14 (U)							
8/21/2023					0.283 (U)			
8/22/2023			2.97			0.886 (U)		
8/23/2023		1.79						
1/30/2024		1.1						
1/31/2024				1.01 (U)				
2/5/2024					0.406 (U)	0.587 (U)		
2/6/2024			2.25					
2/7/2024	0.563 (U)							
8/16/2024				0.735 (U)				
8/20/2024	0.27 (U)				0.268 (U)	0.375 (U)		
8/21/2024		1.21	2.88					
8/22/2024								0.686 (U)
12/3/2024							0.596 (U)	
2/5/2025				1.15				
2/6/2025					0.876 (U)			
2/7/2025						0.13 (U)		1.29
2/10/2025	0.803 (U)		2.08					
2/11/2025		1.16						
2/12/2025							1.06 (U)	
7/31/2025				1.11				
8/6/2025			1.86					
8/7/2025		1.7						

Time Series

Constituent: Combined Radium 226 + 228 (pCi/L) Analysis Run 6/10/2026 3:08 PM

Plant Bowen Client: Southern Company Data: Bowen AP-1

	BGWC-40	BGWC-43D	BGWC-49D	BGWC-50D	BGWC-51	BGWC-52	BGWC-53D	PZ-7
8/8/2025	0.49 (U)						0.933 (U)	
8/11/2025						1.15		0.608 (U)
8/13/2025					0.581 (U)			
2/3/2026				0.969 (U)				
2/4/2026							0.495 (U)	0.703 (U)
2/5/2026	0.502 (U)				0.339 (U)	0.402 (U)		
2/6/2026		0.791 (U)						
2/9/2026			3.63					

Time Series

Constituent: Fluoride (mg/L) Analysis Run 6/10/2026 3:08 PM

Plant Bowen Client: Southern Company Data: Bowen AP-1

	BGWA-2 (bg)	BGWA-29 (bg)	BGWA-47D (bg)	BGWA-48D (bg)	BGWC-7	BGWC-8	BGWC-9	BGWC-10	BGWC-12
6/6/2016	0.11 (J)						0.12 (J)		
6/7/2016						<0.1		0.09 (J)	<0.1
6/8/2016					0.19 (J)				
8/9/2016	0.09 (J)								
8/10/2016						0.07 (J)			
8/11/2016					0.15 (J)		0.27 (J)		
8/12/2016									0.08 (J)
8/16/2016								0.09 (J)	
8/22/2016		0.04 (J)							
10/3/2016	0.11 (J)								
10/4/2016		0.06 (J)				0.07 (J)			
10/5/2016							0.12 (J)		
10/6/2016					0.17 (J)				0.06 (J)
10/7/2016								0.17 (J)	
11/29/2016	0.11 (J)								
12/1/2016		0.08 (J)							
12/2/2016						0.09 (J)			
12/5/2016							0.26 (J)		0.12 (J)
12/6/2016					0.22 (J)			0.16 (J)	
1/10/2017		0.03 (J)							
2/13/2017	0.12 (J)								
2/14/2017		<0.1				0.02 (J)			
2/15/2017					0.18 (J)		0.46		0.33
2/16/2017								0.38	
4/13/2017	0.1 (J)								
4/14/2017		0.01 (J)				0.02 (J)			
4/17/2017							0.14 (J)		
4/18/2017					0.11 (J)			0.12 (J)	0.006 (J)
5/25/2017	0.08 (J)	0.005 (J)							
5/26/2017						0.02 (J)	0.13 (J)		
6/2/2017					0.07 (J)			0.03 (J)	0.04 (J)
7/7/2017	0.13 (J)								
7/10/2017		0.06 (J)				0.03 (J)			
7/11/2017							0.2 (J)		
7/12/2017								0.15 (J)	
7/13/2017									0.17 (J)
7/14/2017					0.23 (J)				
10/9/2017	0.11 (J)								
10/10/2017		<0.1				<0.1	0.61		0.08 (J)
10/11/2017					0.1 (J)			0.07 (J)	
3/26/2018	<0.1	<0.1				<0.1			
3/27/2018					<0.3		0.36	<0.1	
3/28/2018									<0.1
6/12/2018	0.086 (J)	0.053 (J)				0.061 (J)	0.13 (J)		
6/13/2018					0.25 (J)				
6/14/2018								0.046 (J)	<0.1
10/16/2018	0.06 (J)	<0.1				<0.1			
10/17/2018							0.13 (J)		<0.1
10/18/2018					0.047 (J)			<0.1	
2/25/2019	<0.1					<0.1			
2/27/2019		<0.1							
2/28/2019					0.23 (J)			0.14 (J)	0.18 (J)

ND substitution: RL or RL/2 if <15% NDs.

Time Series

Constituent: Fluoride (mg/L) Analysis Run 6/10/2026 3:08 PM

Plant Bowen Client: Southern Company Data: Bowen AP-1

	BGWA-2 (bg)	BGWA-29 (bg)	BGWA-47D (bg)	BGWA-48D (bg)	BGWC-7	BGWC-8	BGWC-9	BGWC-10	BGWC-12
4/1/2019	0.047 (J)	<0.1				<0.1	0.33		0.065 (J)
4/2/2019					0.22 (J)			0.044 (J)	
5/2/2019	<0.1								
9/23/2019	0.076 (J)	<0.1							
9/24/2019					0.12 (J)	<0.1	0.096 (J)		
9/25/2019								0.075 (J)	0.13 (J)
2/18/2020	<0.1								
2/19/2020		<0.1				<0.1			
2/20/2020							0.063 (J)	<0.1	
2/21/2020					0.12 (J)				
2/24/2020									0.051 (J)
3/18/2020	<0.1	<0.1				<0.1			
3/19/2020					0.12 (J)		0.074 (J)		<0.1
3/23/2020								<0.1	
5/22/2020			0.054 (J)						
5/25/2020				0.19 (J)					
6/23/2020			<0.1	0.19					
7/28/2020			<0.1	0.57					
9/2/2020			<0.1						
9/3/2020				0.11					
9/23/2020	<0.1	<0.1				<0.1			
9/24/2020							0.091 (J)	<0.1	
9/25/2020					0.11				<0.1
10/1/2020			<0.1	0.063 (J)					
11/10/2020			<0.1	<0.1					
12/15/2020			<0.1	<0.1					
1/20/2021			<0.1	<0.1					
2/16/2021	<0.1	<0.1				<0.1			
2/17/2021			<0.1	<0.1			0.086 (J)		
2/18/2021					0.13			<0.1	
2/19/2021									<0.1
3/23/2021		<0.1							
3/24/2021						<0.1	0.075 (J)		<0.1
3/25/2021			<0.1	<0.1					
3/26/2021	<0.1								
3/30/2021					0.18			<0.1	
8/16/2021	<0.1	<0.1	<0.1	<0.1					
8/18/2021						<0.1	0.073 (J)	<0.1	<0.1
8/19/2021					0.12				
2/9/2022	<0.1		<0.1	0.065 (J)					
2/10/2022		<0.1				<0.1	0.071 (J)		
2/11/2022					0.12			<0.1	<0.1
7/26/2022	0.066 (J)	0.058 (J)	0.064 (J)	0.086 (J)		0.067 (J)	0.11		
7/27/2022									0.081 (J)
7/28/2022					0.16			0.064 (J)	
1/24/2023	0.055 (J)	0.052 (J)	0.05 (J)	0.076 (J)					
1/26/2023					0.15	0.063 (J)	0.09 (J)		0.083 (J)
1/27/2023								0.058 (J)	
8/15/2023			0.06 (J)						
8/16/2023		0.06 (J)		0.075 (J)		0.064 (J)			0.089 (J)
8/17/2023					0.14		0.091 (J)	0.05 (J)	
8/21/2023	<0.1								

ND substitution: RL or RL/2 if <15% NDs.

Time Series

Constituent: Fluoride (mg/L) Analysis Run 6/10/2026 3:08 PM

Plant Bowen Client: Southern Company Data: Bowen AP-1

	BGWA-2 (bg)	BGWA-29 (bg)	BGWA-47D (bg)	BGWA-48D (bg)	BGWC-7	BGWC-8	BGWC-9	BGWC-10	BGWC-12
1/31/2024			0.05 (J)	0.082 (J)					
2/1/2024						0.051 (J)	0.074 (J)	0.051 (J)	0.071 (J)
2/2/2024					0.15				
2/5/2024		<0.1							
2/8/2024	<0.1								
8/15/2024			<0.1	0.064 (J)					
8/16/2024					0.17	0.066 (J)			
8/19/2024							0.1		0.088 (J)
8/20/2024								0.067 (J)	
8/21/2024	0.065 (J)	0.061 (J)							
2/4/2025			0.068 (J)	0.11					
2/5/2025						0.073 (J)	0.11		0.1
2/6/2025		0.06 (J)			0.18			0.068 (J)	
2/10/2025	0.094 (J)								
7/31/2025			<0.1	0.12		0.055 (J)			
8/4/2025							0.11		0.1
8/5/2025	0.055 (J)				0.15			0.055 (J)	
8/12/2025		<0.1							
2/3/2026			0.063 (J)	0.14		0.059 (J)	0.096 (J)		0.083 (J)
2/4/2026					0.16			0.068 (J)	
2/5/2026		0.23							
2/6/2026	<0.1								

ND substitution: RL or RL/2 if <15% NDs.

Time Series

Constituent: Fluoride (mg/L) Analysis Run 6/10/2026 3:08 PM

Plant Bowen Client: Southern Company Data: Bowen AP-1

	BGWC-14A	BGWC-16	BGWC-17	BGWC-18	BGWC-19	BGWC-20	BGWC-21	BGWC-22	BGWC-23
6/7/2016		<0.1	0.15 (J)						
6/8/2016				0.1 (J)	<0.1	0.09 (J)	<0.1	0.43	
6/9/2016									0.12 (J)
8/11/2016		0.12 (J)	0.3 (J)						
8/12/2016				0.39	0.2 (J)	0.04 (J)			
8/18/2016							0.09 (J)	0.3 (J)	0.08 (J)
10/7/2016		0.08 (J)	0.14 (J)	0.16 (J)	0.07 (J)				
10/10/2016						0.06 (J)	0.04 (J)	0.32	0.09 (J)
12/6/2016		0.24 (J)	0.19 (J)	0.32					
12/7/2016					0.09 (J)	0.07 (J)			0.08 (J)
12/8/2016							0.08 (J)	0.26 (J)	
2/16/2017		0.31	0.51	0.38	0.6				
2/17/2017						0.06 (J)	0.08 (J)	0.39	
2/20/2017									0.09 (J)
4/18/2017		0.02 (J)							
4/19/2017			0.18 (J)	0.08 (J)	0.09 (J)	0.005 (J)	0.04 (J)		0.03 (J)
4/20/2017								0.34	
5/30/2017		0.51	0.15 (J)						
6/1/2017				0.09 (J)	0.05 (J)	0.65	0.03 (J)		
6/5/2017								0.29 (J)	<0.1
7/14/2017		0.14 (J)	0.16 (J)	0.06 (J)	0.08 (J)				
7/17/2017									0.09 (J)
7/18/2017						0.36	0.08 (J)		
7/19/2017								0.33	
10/11/2017		0.29 (J)	0.64	0.14 (J)	0.11 (J)	<0.1			0.09 (J)
10/12/2017							0.12 (J)	0.31	
3/27/2018		<0.1	0.33	<0.1	<0.1				
3/28/2018						<0.1	<0.1		
3/29/2018								0.58	<0.1
6/12/2018		0.061 (J)							
6/13/2018						0.038 (J)			0.71
6/14/2018			0.11 (J)	0.095 (J)			<0.1	0.15 (J)	
6/15/2018					0.07 (J)				
10/17/2018			<0.3						
10/18/2018		<0.1		0.054 (J)					
10/19/2018					0.17 (J)		<0.1		
10/22/2018						<0.1		0.78	0.81
2/25/2019		0.13 (J)							
2/27/2019			0.26 (J)	<0.1		0.13 (J)			
3/1/2019					0.14 (J)			0.34	0.38
4/2/2019		0.23 (J)	0.14 (J)	0.044 (J)					
4/3/2019					0.051 (J)	0.072 (J)	0.032 (J)	0.23 (J)	0.1 (J)
5/2/2019								1.4	
9/26/2019		<0.1	0.071 (J)	0.052 (J)	<0.1	<0.1			
9/27/2019								1	0.54
9/30/2019							0.066 (J)		
2/20/2020		<0.1							
2/24/2020			0.11 (J)	<0.1	0.05 (J)	<0.1			
2/25/2020								0.24 (J)	0.066 (J)
2/26/2020							<0.1		
3/19/2020		0.052 (J)	0.12 (J)						
3/20/2020				<0.1	<0.1		<0.1	0.23 (J)	

ND substitution: RL or RL/2 if <15% NDs.

Time Series

Constituent: Fluoride (mg/L) Analysis Run 6/10/2026 3:08 PM

Plant Bowen Client: Southern Company Data: Bowen AP-1

	BGWC-14A	BGWC-16	BGWC-17	BGWC-18	BGWC-19	BGWC-20	BGWC-21	BGWC-22	BGWC-23
3/23/2020						<0.1			0.056 (J)
5/22/2020	0.065 (J)								
6/23/2020	<0.1								
7/28/2020	<0.1								
9/2/2020	0.061 (J)								
9/24/2020		0.059 (J)	0.12	0.058 (J)			<0.1	0.24	0.062 (J)
9/28/2020					<0.1	<0.1			
10/1/2020	<0.1								
11/10/2020	<0.1								
12/15/2020	0.052 (J)								
1/20/2021	<0.1								
2/18/2021	0.055 (J)	0.064 (J)	0.1	<0.1	<0.1	<0.1			
2/19/2021							<0.1	0.2	<0.1
3/24/2021	<0.1	0.053 (J)	0.11	<0.1					
3/26/2021					0.053 (J)				0.054 (J)
3/29/2021						<0.1	<0.1	0.22	
7/19/2021								0.24	0.065 (J)
8/18/2021	<0.1	<0.1							
8/19/2021			0.097 (J)	<0.1					
8/20/2021					<0.1	<0.1	<0.1		
8/23/2021								0.23	<0.1
11/1/2021								0.25	0.068 (J)
2/9/2022	<0.1								
2/11/2022		0.056 (J)	0.1						
2/14/2022									<0.1
2/15/2022								0.24	
2/16/2022				<0.1	<0.1	<0.1	<0.1		
7/26/2022	0.082 (J)								
7/27/2022		0.091 (J)	0.13	0.081 (J)	0.071 (J)	0.062 (J)			
7/28/2022							<0.1		
8/1/2022									0.07 (J)
8/2/2022								0.19	
1/26/2023	0.084 (J)	0.091 (J)	0.13	0.056 (J)					
1/27/2023					0.077 (J)		<0.1		
1/30/2023						0.064 (J)			
2/2/2023									0.074 (J)
2/7/2023								0.26	
8/16/2023	0.076 (J)								
8/17/2023		0.074 (J)	0.12	0.056 (J)					
8/18/2023					0.077 (J)	0.068 (J)			
8/22/2023								0.23	
8/23/2023							<0.1		<0.1
2/1/2024	0.066 (J)	0.072 (J)	0.12						
2/2/2024				<0.1	0.069 (J)				
2/5/2024						0.056 (J)	<0.1		
2/8/2024								0.19	0.059 (J)
8/16/2024	0.082 (J)								
8/19/2024		0.1	0.14	0.081 (J)	<0.1				
8/20/2024						0.072 (J)			
8/21/2024								0.22	
8/22/2024							<0.1		<0.1
2/5/2025	0.085 (J)								

ND substitution: RL or RL/2 if <15% NDs.

Time Series

Constituent: Fluoride (mg/L) Analysis Run 6/10/2026 3:08 PM

Plant Bowen Client: Southern Company Data: Bowen AP-1

	BGWC-14A	BGWC-16	BGWC-17	BGWC-18	BGWC-19	BGWC-20	BGWC-21	BGWC-22	BGWC-23
2/6/2025		0.12				0.077 (J)			
2/7/2025			0.17	0.074 (J)	0.083 (J)				
2/10/2025							0.078 (J)		
2/11/2025									0.056 (J)
2/13/2025								0.29	
8/4/2025	0.084 (J)								
8/5/2025		0.086 (J)	0.14	0.077 (J)					
8/6/2025					0.076 (J)				
8/7/2025						0.061 (J)		0.27	
8/11/2025							<0.1		0.074 (J)
2/4/2026	0.07 (J)	0.092 (J)	0.13	0.057 (J)			<0.1		
2/5/2026					0.065 (J)	0.063 (J)			
2/6/2026									<0.1
2/10/2026								0.25	
4/7/2026						<0.1 (R)			

ND substitution: RL or RL/2 if <15% NDs.

Time Series

Constituent: Fluoride (mg/L) Analysis Run 6/10/2026 3:08 PM

Plant Bowen Client: Southern Company Data: Bowen AP-1

	BGWC-24	BGWC-25	BGWC-30	BGWC-31	BGWC-32	BGWC-34D	BGWC-35D	BGWC-36D	BGWC-38D
6/8/2016		0.14 (J)							
6/9/2016	<0.1								
8/15/2016		0.08 (J)							
8/18/2016	0.24 (J)								
10/10/2016	0.3	0.1 (J)							
12/7/2016	0.05 (J)								
12/8/2016		0.06 (J)							
1/23/2017			0.06 (J)						
2/7/2017			0.09 (J)						
2/20/2017	0.65	0.16 (J)							
3/27/2017			0.09 (J)						
4/17/2017			0.36						
4/19/2017	0.21 (J)								
4/20/2017		0.02 (J)							
5/22/2017			0.05 (J)						
6/1/2017		0.04 (J)							
6/5/2017	0.05 (J)		0.32						
7/11/2017			0.13 (J)						
7/17/2017	2.5	0.07 (J)							
8/23/2017			0.17 (J)						
10/10/2017			0.35						
10/11/2017	1.8	0.11 (J)							
3/26/2018			0.75						
3/28/2018		<0.1							
3/29/2018	2								
6/13/2018	3.1								
6/14/2018		<0.1							
6/15/2018			0.51						
10/17/2018								<0.3	
10/18/2018				<0.1					
10/19/2018						<0.1			
10/22/2018	3.1	<0.1	0.44		0.65		0.91		
3/1/2019	1	0.12 (J)	0.24 (J)						
4/2/2019			0.68					0.44	
4/3/2019	3								
4/4/2019		<0.1		<0.1		0.035 (J)	0.26 (J)		
4/5/2019					0.66				
5/3/2019					1.3				
9/24/2019				<0.1		<0.1			
9/26/2019					0.15 (J)		0.11 (J)		
9/27/2019			0.13 (J)					0.26 (J)	
9/30/2019	1.2	0.065 (J)							
11/15/2019					0.51				
2/25/2020							0.14 (J)		
2/26/2020	0.064 (J)	<0.1	0.057 (J)	<0.1				0.13 (J)	
2/27/2020					0.13 (J)	<0.1			0.55
3/23/2020			0.054 (J)	<0.1				0.13 (J)	
3/24/2020		<0.1			0.13 (J)	<0.1			0.61
3/25/2020	0.056 (J)						0.17 (J)		
9/2/2020									0.47
9/25/2020	0.054 (J)		<0.1		0.097 (J)		0.17		
9/28/2020		<0.1		<0.1		<0.1		0.1	

ND substitution: RL or RL/2 if <15% NDs.

Time Series

Constituent: Fluoride (mg/L) Analysis Run 6/10/2026 3:08 PM

Plant Bowen Client: Southern Company Data: Bowen AP-1

	BGWC-24	BGWC-25	BGWC-30	BGWC-31	BGWC-32	BGWC-34D	BGWC-35D	BGWC-36D	BGWC-38D
2/19/2021	0.14					<0.1			
2/22/2021				<0.1			0.21		
2/23/2021		<0.1			0.13				
3/8/2021			<0.1					0.14	
3/9/2021									0.67
3/25/2021			<0.1					0.12	
3/26/2021	0.095 (J)	<0.1					0.13		
3/29/2021				<0.1					0.73
3/30/2021					0.14	<0.1			
7/19/2021	0.13								
7/20/2021			<0.1						
8/19/2021		<0.1	<0.1						0.4
8/20/2021				<0.1			0.22		
8/23/2021	0.12							0.11	
8/24/2021						<0.1			
8/25/2021					0.15				
11/1/2021	0.15		0.055 (J)						0.32
2/14/2022			0.075 (J)					0.12	0.34
2/15/2022	<0.1								
2/16/2022		<0.1		<0.1	0.13	<0.1			
2/17/2022							0.21		
7/27/2022		0.051 (J)							
7/28/2022				<0.1		0.053 (J)	0.23		
7/29/2022					0.16			0.14	
8/1/2022			0.09 (J)						
8/2/2022	0.097 (J)								0.46
10/21/2022	0.14								
1/27/2023		0.053 (J)		<0.1					
1/30/2023						0.06 (J)	0.17		
1/31/2023					0.13				
2/1/2023	0.18		0.092 (J)					0.13	
2/7/2023									0.11
8/17/2023		<0.1							
8/18/2023				<0.1	0.14	0.052 (J)			
8/21/2023			0.065 (J)					0.11	0.12
8/24/2023							0.1		
8/25/2023	0.15								
1/30/2024	0.13							0.096 (J)	
2/2/2024				<0.1					
2/5/2024		<0.1				<0.1			
2/6/2024			0.073 (J)						0.25
2/7/2024							0.15		
2/8/2024					0.12				
8/19/2024				0.051 (J)					
8/20/2024		0.055 (J)				0.057 (J)		0.13	
8/21/2024	0.17				0.13				
8/22/2024			0.087 (J)				0.15		0.58
2/5/2025								0.14	
2/6/2025				0.055 (J)		0.065 (J)			
2/10/2025		0.066 (J)	0.091 (J)						
2/11/2025	0.17						0.16		0.61
2/12/2025					0.14				

ND substitution: RL or RL/2 if <15% NDs.

Time Series

Constituent: Fluoride (mg/L) Analysis Run 6/10/2026 3:08 PM

Plant Bowen Client: Southern Company Data: Bowen AP-1

	BGWC-24	BGWC-25	BGWC-30	BGWC-31	BGWC-32	BGWC-34D	BGWC-35D	BGWC-36D	BGWC-38D
8/5/2025			0.073 (J)						
8/6/2025									0.4
8/7/2025		<0.1				<0.1		0.14	
8/8/2025				<0.1					
8/11/2025	0.19						0.14		
8/12/2025					0.089 (J)				
2/2/2026	0.15								
2/4/2026		<0.1				<0.1			
2/5/2026				<0.1				0.11	
2/6/2026					0.085 (J)		0.11		
2/9/2026			0.089 (J)						0.59

ND substitution: RL or RL/2 if <15% NDs.

Time Series

Constituent: Fluoride (mg/L) Analysis Run 6/10/2026 3:08 PM

Plant Bowen Client: Southern Company Data: Bowen AP-1

	BGWC-40	BGWC-43D	BGWC-49D	BGWC-50D	BGWC-51	BGWC-52	BGWC-53D	PZ-7
12/16/2019	0.13 (J)							
2/28/2020	0.062 (J)							
3/25/2020	<0.1							
5/4/2020		0.93						
5/20/2020		0.78						
9/3/2020		0.87						
9/29/2020	<0.1							
1/28/2021					0.17	0.1		
2/22/2021	<0.1							
2/23/2021					0.087 (J)	0.073 (J)		
3/8/2021		0.9						
3/29/2021		1						
3/30/2021	0.06 (J)				0.11	0.12		
4/19/2021			0.055 (J)	0.078 (J)				
7/20/2021		1.2						
8/18/2021				<0.1				
8/23/2021		1.2			0.084 (J)	0.093 (J)		
8/24/2021	0.076 (J)		<0.1					
2/9/2022				0.08 (J)				
2/14/2022					0.13	0.1		
2/15/2022		0.89						
2/16/2022	0.068 (J)							
2/17/2022			<0.1					
4/28/2022								<0.1
7/26/2022				0.12				
7/28/2022	0.092 (J)					0.14		
8/1/2022		0.86	0.087 (J)		0.16			
8/2/2022								0.055 (J)
1/25/2023				0.16				
1/31/2023	0.084 (J)				0.15	0.14		
2/1/2023			0.085 (J)					
2/2/2023								<0.1
2/7/2023		0.97						
8/15/2023				0.14				
8/18/2023	0.089 (J)							
8/21/2023					0.14			
8/22/2023			<0.1			0.098 (J)		
8/23/2023		1.1						
1/30/2024		0.82						
1/31/2024				0.12				
2/5/2024					0.13	0.085 (J)		
2/6/2024			0.063 (J)					
2/7/2024	0.072 (J)							
8/16/2024				0.085 (J)				
8/20/2024	0.078 (J)				0.18	0.14		
8/21/2024		0.81	0.074 (J)					
8/22/2024								0.071 (J)
12/3/2024							0.057 (J)	
2/5/2025				0.15				
2/6/2025					0.19			
2/7/2025						0.14		0.062 (J)
2/10/2025	0.085 (J)		0.087 (J)					

ND substitution: RL or RL/2 if <15% NDs.

Time Series

Constituent: Fluoride (mg/L) Analysis Run 6/10/2026 3:08 PM

Plant Bowen Client: Southern Company Data: Bowen AP-1

	BGWC-40	BGWC-43D	BGWC-49D	BGWC-50D	BGWC-51	BGWC-52	BGWC-53D	PZ-7
2/11/2025		0.89						
2/12/2025							0.076 (J)	
7/31/2025				0.076 (J)				
8/6/2025			0.061 (J)					
8/7/2025		0.94						
8/8/2025	0.059 (J)						0.076 (J)	
8/11/2025						0.13		0.051 (J)
8/13/2025					0.18			
2/3/2026				0.096 (J)				
2/4/2026							0.084 (J)	<0.1
2/5/2026	0.058 (J)				0.16	0.14		
2/6/2026		0.94						
2/9/2026			0.065 (J)					

ND substitution: RL or RL/2 if <15% NDs.

Time Series

Constituent: Lead (mg/L) Analysis Run 6/10/2026 3:08 PM

Plant Bowen Client: Southern Company Data: Bowen AP-1

	BGWA-2 (bg)	BGWA-29 (bg)	BGWA-47D (bg)	BGWA-48D (bg)	BGWC-7	BGWC-8	BGWC-9	BGWC-10	BGWC-12
6/6/2016	0.0024						<0.001		
6/7/2016						<0.001		<0.001	<0.001
6/8/2016					<0.001				
8/9/2016	<0.001								
8/10/2016						<0.001			
8/11/2016					<0.001		<0.001		
8/12/2016									0.0001 (J)
8/16/2016								<0.001	
8/22/2016		<0.001							
10/3/2016	<0.001								
10/4/2016		<0.001				<0.001			
10/5/2016							0.0005 (J)		
10/6/2016					<0.001				0.0002 (J)
10/7/2016								<0.001	
11/29/2016	0.0002 (J)								
12/1/2016		<0.001							
12/2/2016						<0.001			
12/5/2016							0.0002 (J)		0.0003 (J)
12/6/2016					<0.001			<0.001	
1/10/2017		<0.001							
2/13/2017	<0.001								
2/14/2017		<0.001				<0.001			
2/15/2017					<0.001		<0.001		<0.001
2/16/2017								<0.001	
4/13/2017	<0.001								
4/14/2017		<0.001				<0.001			
4/17/2017							0.0001 (J)		
4/18/2017					<0.001			<0.001	<0.001
5/25/2017	0.0001 (J)	<0.001							
5/26/2017						0.0003 (J)	0.0001 (J)		
6/2/2017					<0.001			<0.001	0.0001 (J)
7/7/2017	<0.001								
7/10/2017		<0.001				<0.001			
7/11/2017							<0.001		
7/12/2017								<0.001	
7/13/2017									0.0001 (J)
7/14/2017					<0.001				
3/26/2018	<0.001	<0.001				<0.001			
3/27/2018					<0.001		<0.001	<0.001	
3/28/2018									<0.001
2/25/2019	<0.001					<0.001			
2/27/2019		<0.001							
2/28/2019					<0.001			<0.001	<0.001
4/1/2019	<0.001	<0.001				<0.001	9.2E-05 (J)		<0.001
4/2/2019					<0.001			<0.001	
9/23/2019	<0.001	<0.001							
9/24/2019					<0.001	<0.001	5.6E-05 (J)		
9/25/2019								0.00019 (J)	0.00063 (J)
2/18/2020	<0.001								
2/19/2020		<0.001				0.00014 (J)			
2/20/2020							8.2E-05 (J)	0.00014 (J)	
2/21/2020					<0.001				

ND substitution: RL or RL/2 if <15% NDs.

Time Series

Constituent: Lead (mg/L) Analysis Run 6/10/2026 3:08 PM

Plant Bowen Client: Southern Company Data: Bowen AP-1

	BGWA-2 (bg)	BGWA-29 (bg)	BGWA-47D (bg)	BGWA-48D (bg)	BGWC-7	BGWC-8	BGWC-9	BGWC-10	BGWC-12
2/24/2020									<0.001
3/18/2020	<0.001	<0.001				<0.001			
3/19/2020					<0.001		6.3E-05 (J)		<0.001
3/23/2020								<0.001	
5/22/2020			8.9E-05 (J)						
5/25/2020				0.00013 (J)					
6/23/2020			5.8E-05 (J)	8.1E-05 (J)					
7/28/2020			5.7E-05 (J)	5.2E-05 (J)					
9/2/2020			7.4E-05 (J)						
9/3/2020				3.8E-05 (J)					
9/23/2020	0.00014 (J)	<0.001				<0.001			
9/24/2020							<0.001	<0.001	
9/25/2020					<0.001				<0.001
10/1/2020			0.00021 (J)	0.00014 (J)					
11/10/2020			6.5E-05 (J)	0.00013 (J)					
12/15/2020			8E-05 (J)	0.00011 (J)					
1/20/2021			7.2E-05 (J)	0.00025 (J)					
2/16/2021	0.00011 (J)	4.2E-05 (J)				0.0001 (J)			
2/17/2021			0.00015 (J)	0.00026 (J)			7.5E-05 (J)		
2/18/2021					<0.001			<0.001	
2/19/2021									8.7E-05 (J)
3/23/2021		<0.001							
3/24/2021						0.00015 (J)	<0.001		0.00013 (J)
3/25/2021			<0.001	0.00011 (J)					
3/26/2021	6.8E-05 (J)								
3/30/2021					<0.001			<0.001	
8/16/2021	<0.001	<0.001	<0.001	<0.001					
8/18/2021						<0.001	<0.001	<0.001	<0.001
8/19/2021					<0.001				
2/9/2022	<0.001		<0.001	<0.001					
2/10/2022		<0.001				<0.001	<0.001		
2/11/2022					<0.001			<0.001	<0.001
7/26/2022	<0.001	<0.001	<0.001	<0.001		<0.001	<0.001		
7/27/2022									<0.001
7/28/2022					<0.001			<0.001	
1/24/2023	<0.001	<0.001	<0.001	<0.001					
1/26/2023					<0.001	<0.001	<0.001		<0.001
1/27/2023								<0.001	
8/15/2023			<0.001						
8/16/2023		<0.001		<0.001		<0.001			<0.001
8/17/2023					<0.001		<0.001	<0.001	
8/21/2023	<0.001								
1/31/2024			<0.001	<0.001					
2/1/2024						<0.001	<0.001	<0.001	<0.001
2/2/2024					<0.001				
2/5/2024		<0.001							
2/8/2024	<0.001								
8/15/2024			<0.001	<0.001					
8/16/2024					<0.001	<0.001			
8/19/2024							<0.001		<0.001
8/20/2024								<0.001	
8/21/2024	<0.001	<0.001							

ND substitution: RL or RL/2 if <15% NDs.

Time Series

Constituent: Lead (mg/L) Analysis Run 6/10/2026 3:08 PM

Plant Bowen Client: Southern Company Data: Bowen AP-1

	BGWA-2 (bg)	BGWA-29 (bg)	BGWA-47D (bg)	BGWA-48D (bg)	BGWC-7	BGWC-8	BGWC-9	BGWC-10	BGWC-12
2/4/2025			<0.001	<0.001					
2/5/2025						<0.001	<0.001		<0.001
2/6/2025		<0.001			<0.001			<0.001	
2/10/2025	<0.001								
7/31/2025			<0.001	<0.001		<0.001			
8/4/2025							<0.001		<0.001
8/5/2025	<0.001				<0.001			<0.001	
8/12/2025		<0.001							
2/3/2026			<0.001	<0.001		<0.001	<0.001		<0.001
2/4/2026					<0.001			<0.001	
2/5/2026		<0.001							
2/6/2026	<0.001								

ND substitution: RL or RL/2 if <15% NDs.

Time Series

Constituent: Lead (mg/L) Analysis Run 6/10/2026 3:08 PM

Plant Bowen Client: Southern Company Data: Bowen AP-1

	BGWC-14A	BGWC-16	BGWC-17	BGWC-18	BGWC-19	BGWC-20	BGWC-21	BGWC-22	BGWC-23
6/7/2016		<0.001	<0.001						
6/8/2016				<0.001	<0.001	<0.001	<0.001	<0.001	
6/9/2016									<0.001
8/11/2016		<0.001	<0.001						
8/12/2016				0.0001 (J)	<0.001	<0.001			
8/18/2016							<0.001	<0.001	<0.001
10/7/2016		<0.001	<0.001	<0.001	<0.001				
10/10/2016						<0.001	<0.001	<0.001	<0.001
12/6/2016		<0.001	<0.001	0.0001 (J)					
12/7/2016					<0.001	<0.001			<0.001
12/8/2016							<0.001	<0.001	
2/16/2017		<0.001	<0.001	0.0002 (J)	<0.001				
2/17/2017						<0.001	<0.001	<0.001	
2/20/2017									<0.001
4/18/2017		<0.001							
4/19/2017			<0.001	0.0001 (J)	0.0006 (J)	<0.001	<0.001		<0.001
4/20/2017								<0.001	
5/30/2017		0.0001 (J)	<0.001						
6/1/2017				9E-05 (J)	<0.001	0.0001 (J)	<0.001		
6/5/2017								<0.001	<0.001
7/14/2017		0.0002 (J)	<0.001	0.0001 (J)	<0.001				
7/17/2017									<0.001
7/18/2017						<0.001	<0.001		
7/19/2017								<0.001	
3/27/2018		<0.001	<0.001	<0.001	<0.001				
3/28/2018						<0.001	<0.001		
3/29/2018								<0.001	<0.001
2/25/2019		<0.001							
2/27/2019			<0.001	<0.001		<0.001			
3/1/2019					<0.001			0.00033 (J)	<0.001
4/2/2019		<0.001	<0.001	8.1E-05 (J)					
4/3/2019					<0.001	<0.001	6.8E-05 (J)	<0.001	<0.001
9/26/2019		0.00034 (J)	<0.001	<0.001	<0.001	<0.001			
9/27/2019								5.4E-05 (J)	<0.001
9/30/2019							7.3E-05 (J)		
2/20/2020		0.00014 (J)							
2/24/2020			7.9E-05 (J)	<0.001	<0.001	<0.001			
2/25/2020								<0.001	<0.001
2/26/2020							5.3E-05 (J)		
3/19/2020		0.00013 (J)	<0.001						
3/20/2020				<0.001	<0.001		6E-05 (J)	<0.001	
3/23/2020						<0.001			<0.001
5/22/2020	7.3E-05 (J)								
6/23/2020	<0.001								
7/28/2020	<0.001								
9/2/2020	<0.001								
9/24/2020		0.00021 (J)	<0.001	<0.001			5E-05 (J)	0.00014 (J)	0.00014 (J)
9/28/2020					3.8E-05 (J)	8.3E-05 (J)			
10/1/2020	6.2E-05 (J)								
11/10/2020	0.00011 (J)								
12/15/2020	5.6E-05 (J)								
1/20/2021	<0.001								

ND substitution: RL or RL/2 if <15% NDs.

Time Series

Constituent: Lead (mg/L) Analysis Run 6/10/2026 3:08 PM

Plant Bowen Client: Southern Company Data: Bowen AP-1

	BGWC-14A	BGWC-16	BGWC-17	BGWC-18	BGWC-19	BGWC-20	BGWC-21	BGWC-22	BGWC-23
2/18/2021	<0.001	0.00013 (J)	<0.001	<0.001	<0.001	<0.001			
2/19/2021							8.7E-05 (J)	0.00011 (J)	<0.001
3/24/2021	<0.001	8E-05 (J)	<0.001	<0.001					
3/26/2021					<0.001				0.00031 (J)
3/29/2021						<0.001	9.4E-05 (J)	6.1E-05 (J)	
8/18/2021	<0.001	<0.001							
8/19/2021			<0.001	<0.001					
8/20/2021					<0.001	<0.001	<0.001		
8/23/2021								<0.001	<0.001
2/9/2022	<0.001								
2/11/2022		<0.001	<0.001						
2/14/2022									<0.001
2/15/2022								<0.001	
2/16/2022				<0.001	<0.001	<0.001	<0.001		
7/26/2022	<0.001								
7/27/2022		<0.001	<0.001	<0.001	<0.001	<0.001			
7/28/2022							<0.001		
8/1/2022									<0.001
8/2/2022								<0.001	
1/26/2023	<0.001	<0.001	<0.001	<0.001					
1/27/2023					<0.001		<0.001		
1/30/2023						<0.001			
2/2/2023									<0.001
2/7/2023								<0.001	
8/16/2023	<0.001								
8/17/2023		0.00041 (J)	<0.001	<0.001					
8/18/2023					<0.001	<0.001			
8/22/2023								0.00014 (J)	
8/23/2023							<0.001		<0.001
2/1/2024	<0.001	0.00055 (J)	<0.001						
2/2/2024				<0.001	0.00018 (J)				
2/5/2024						<0.001	<0.001		
2/8/2024								<0.001	<0.001
8/16/2024	<0.001								
8/19/2024		0.00021 (J)	<0.001	<0.001	<0.001				
8/20/2024						<0.001			
8/21/2024								<0.001	
8/22/2024							<0.001		<0.001
2/5/2025	<0.001								
2/6/2025		0.00027 (J)				<0.001			
2/7/2025			<0.001	<0.001	<0.001				
2/10/2025							<0.001		
2/11/2025									<0.001
2/13/2025								<0.001	
8/4/2025	<0.001								
8/5/2025		0.0003 (J)	<0.001	<0.001					
8/6/2025					<0.001				
8/7/2025						<0.001		<0.001	
8/11/2025							<0.001		<0.001
2/4/2026	<0.001	0.00029 (J)	<0.001	<0.001			<0.001		
2/5/2026					<0.001	<0.001			
2/6/2026									<0.001

ND substitution: RL or RL/2 if <15% NDs.

Time Series

Constituent: Lead (mg/L) Analysis Run 6/10/2026 3:08 PM

Plant Bowen Client: Southern Company Data: Bowen AP-1

	BGWC-14A	BGWC-16	BGWC-17	BGWC-18	BGWC-19	BGWC-20	BGWC-21	BGWC-22	BGWC-23
2/10/2026								<0.001	
4/7/2026						<0.001 (R)			

ND substitution: RL or RL/2 if <15% NDs.

Time Series

Constituent: Lead (mg/L) Analysis Run 6/10/2026 3:08 PM

Plant Bowen Client: Southern Company Data: Bowen AP-1

	BGWC-24	BGWC-25	BGWC-30	BGWC-31	BGWC-32	BGWC-34D	BGWC-35D	BGWC-36D	BGWC-38D
6/8/2016		<0.001							
6/9/2016	0.00059 (J)								
8/15/2016		0.0005 (J)							
8/18/2016	<0.001								
10/10/2016	<0.001	<0.001							
12/7/2016	<0.001								
12/8/2016		0.0006 (J)							
1/23/2017			0.0003 (J)						
2/7/2017			0.0002 (J)						
2/20/2017	<0.001	0.0004 (J)							
3/27/2017			8E-05 (J)						
4/17/2017			<0.001						
4/19/2017	<0.001								
4/20/2017		0.0002 (J)							
5/22/2017			<0.001						
6/1/2017		7E-05 (J)							
6/5/2017	7E-05 (J)		<0.001						
7/11/2017			8E-05 (J)						
7/17/2017	<0.001	<0.001							
8/23/2017			<0.001						
3/26/2018			<0.001						
3/28/2018		<0.001							
3/29/2018	<0.001								
3/1/2019	<0.001	<0.001	<0.001						
4/2/2019			<0.001					0.00067 (J)	
4/3/2019	<0.001								
4/4/2019		<0.001		0.00065 (J)		5.4E-05 (J)	0.00023 (J)		
4/5/2019					<0.001				
9/24/2019				0.0004 (J)		<0.001			
9/26/2019					<0.001		6.9E-05 (J)		
9/27/2019			0.00018 (J)					0.0005 (J)	
9/30/2019	<0.001	<0.001							
2/25/2020							0.00025 (J)		
2/26/2020	<0.001	<0.001	0.00035 (J)	7.6E-05 (J)				0.00033 (J)	
2/27/2020					<0.001	<0.001			0.00025 (J)
3/23/2020			0.00011 (J)	0.00028 (J)				0.00014 (J)	
3/24/2020		<0.001			<0.001	<0.001			0.00016 (J)
3/25/2020	5.4E-05 (J)						0.00018 (J)		
9/2/2020									0.00022 (J)
9/25/2020	0.0001 (J)		0.00016 (J)		0.00011 (J)		0.00037 (J)		
9/28/2020		5.1E-05 (J)		0.0013 (J)		<0.001		0.00017 (J)	
2/19/2021	4.3E-05 (J)					<0.001			
2/22/2021				0.00045 (J)			0.00011 (J)		
2/23/2021		7.4E-05 (J)			7.2E-05 (J)				
3/8/2021			0.00018 (J)					0.00011 (J)	
3/9/2021									<0.001
3/25/2021			0.00015 (J)					<0.001	
3/26/2021	7.1E-05 (J)	0.00013 (J)					<0.005		
3/29/2021				0.00061 (J)					<0.001
3/30/2021					<0.001	<0.001			
8/19/2021		<0.001	<0.001						<0.001
8/20/2021				<0.001			<0.005		

ND substitution: RL or RL/2 if <15% NDs.

Time Series

Constituent: Lead (mg/L) Analysis Run 6/10/2026 3:08 PM

Plant Bowen Client: Southern Company Data: Bowen AP-1

	BGWC-24	BGWC-25	BGWC-30	BGWC-31	BGWC-32	BGWC-34D	BGWC-35D	BGWC-36D	BGWC-38D
8/23/2021	<0.001							<0.001	
8/24/2021						<0.001			
8/25/2021					<0.001				
2/14/2022			<0.001					<0.001	<0.001
2/15/2022	<0.001								
2/16/2022		<0.001		<0.001	<0.001	<0.001			
2/17/2022							<0.005		
7/27/2022		<0.001							
7/28/2022				<0.001		<0.001	<0.005		
7/29/2022					<0.001			<0.001	
8/1/2022			<0.001						
8/2/2022	<0.001								<0.001
10/21/2022	<0.001								
1/27/2023		<0.001		<0.001					
1/30/2023						<0.001	<0.005		
1/31/2023					<0.001				
2/1/2023	<0.001		<0.001					<0.001	
2/7/2023									<0.001
8/17/2023		<0.001							
8/18/2023				0.00024 (J)	<0.001	<0.001			
8/21/2023			0.00017 (J)					<0.001	0.00014 (J)
8/24/2023							<0.005		
8/25/2023	<0.001								
1/30/2024	<0.001							<0.001	
2/2/2024				0.00043 (J)					
2/5/2024		<0.001				<0.001			
2/6/2024			<0.001						<0.001
2/7/2024							<0.005		
2/8/2024					<0.001				
8/19/2024				0.00019 (J)					
8/20/2024		<0.001				<0.001		<0.001	
8/21/2024	<0.001				<0.001				
8/22/2024			<0.001				<0.005		<0.001
2/5/2025								<0.001	
2/6/2025				<0.001		<0.001			
2/10/2025		<0.001	<0.001						
2/11/2025	<0.001						<0.005		<0.001
2/12/2025					<0.001				
8/5/2025			<0.001						
8/6/2025									<0.001
8/7/2025		<0.001				<0.001		<0.001	
8/8/2025				<0.001					
8/11/2025	<0.001						<0.005		
8/12/2025					<0.001				
2/2/2026	<0.001								
2/4/2026		<0.001				<0.001			
2/5/2026				<0.001				<0.001	
2/6/2026					<0.001		<0.005		
2/9/2026			<0.001						<0.001

ND substitution: RL or RL/2 if <15% NDs.

Time Series

Constituent: Lead (mg/L) Analysis Run 6/10/2026 3:08 PM

Plant Bowen Client: Southern Company Data: Bowen AP-1

	BGWC-40	BGWC-43D	BGWC-49D	BGWC-50D	BGWC-51	BGWC-52	BGWC-53D	PZ-7
2/28/2020	0.00014 (J)							
3/25/2020	0.00017 (J)							
9/3/2020		0.00012 (J)						
9/29/2020	0.00024 (J)							
1/28/2021					0.00016 (J)	5.4E-05 (J)		
2/22/2021	0.00014 (J)							
2/23/2021					0.00015 (J)	0.0001 (J)		
3/8/2021		<0.001						
3/29/2021		<0.001						
3/30/2021	0.00018 (J)				0.00022 (J)	0.00011 (J)		
4/19/2021			4.4E-05 (J)	0.00014 (J)				
8/18/2021				<0.001				
8/23/2021		<0.001			<0.001	<0.001		
8/24/2021	<0.001		<0.001					
2/9/2022				<0.001				
2/14/2022					<0.001	<0.001		
2/15/2022		<0.001						
2/16/2022	<0.001							
2/17/2022			<0.001					
4/28/2022								<0.001
7/26/2022				<0.001				
7/28/2022	<0.001					<0.001		
8/1/2022		<0.001	<0.001		<0.001			
8/2/2022								<0.001
1/25/2023				<0.001				
1/31/2023	<0.001				<0.001	<0.001		
2/1/2023			<0.001					
2/2/2023								<0.001
2/7/2023		<0.001						
8/15/2023				<0.001				
8/18/2023	<0.001							
8/21/2023					<0.001			
8/22/2023			<0.001			<0.001		
8/23/2023		<0.001						
1/30/2024		<0.001						
1/31/2024				<0.001				
2/5/2024					<0.001	<0.001		
2/6/2024			<0.001					
2/7/2024	<0.001							
8/16/2024				<0.001				
8/20/2024	<0.001				<0.001	<0.001		
8/21/2024		<0.001	<0.001					
8/22/2024								<0.001
12/3/2024							<0.001	
2/5/2025				<0.001				
2/6/2025					<0.001			
2/7/2025						<0.001		<0.001
2/10/2025	<0.001		<0.001					
2/11/2025		<0.001						
2/12/2025							<0.001	
7/31/2025				<0.001				
8/6/2025			<0.001					

ND substitution: RL or RL/2 if <15% NDs.

Time Series

Constituent: Lead (mg/L) Analysis Run 6/10/2026 3:08 PM

Plant Bowen Client: Southern Company Data: Bowen AP-1

	BGWC-40	BGWC-43D	BGWC-49D	BGWC-50D	BGWC-51	BGWC-52	BGWC-53D	PZ-7
8/7/2025		<0.001						
8/8/2025	<0.001						<0.001	
8/11/2025						<0.001		<0.001
8/13/2025					<0.001			
2/3/2026				<0.001				
2/4/2026							<0.001	<0.001
2/5/2026	<0.001				<0.001	<0.001		
2/6/2026		<0.001						
2/9/2026			<0.001					

ND substitution: RL or RL/2 if <15% NDs.

Time Series

Constituent: Lithium (mg/L) Analysis Run 6/10/2026 3:08 PM

Plant Bowen Client: Southern Company Data: Bowen AP-1

	BGWA-2 (bg)	BGWA-29 (bg)	BGWA-47D (bg)	BGWA-48D (bg)	BGWC-7	BGWC-8	BGWC-9	BGWC-10	BGWC-12
6/6/2016	<0.002						<0.03		
6/7/2016						<0.002		0.0065	<0.03
6/8/2016					0.0079				
8/9/2016	<0.002								
8/10/2016						<0.002			
8/11/2016					0.0093 (J)		<0.03		
8/12/2016									<0.03
8/16/2016								<0.03	
8/22/2016		<0.03							
10/3/2016	<0.002								
10/4/2016		<0.03				<0.002			
10/5/2016							<0.03		
10/6/2016					0.0102 (J)				<0.03
10/7/2016								<0.03	
11/29/2016	<0.002								
12/1/2016		<0.03							
12/2/2016						<0.002			
12/5/2016							<0.03		<0.03
12/6/2016					0.0094 (J)			<0.03	
1/10/2017		<0.03							
2/13/2017	<0.002								
2/14/2017		<0.03				<0.002			
2/15/2017					<0.05		<0.03		<0.03
2/16/2017								<0.03	
4/13/2017	<0.002								
4/14/2017		<0.03				<0.002			
4/17/2017							0.0013 (J)		
4/18/2017					0.0086 (J)			0.0011 (J)	<0.03
5/25/2017	<0.002	<0.03							
5/26/2017						<0.002	0.0013 (J)		
6/2/2017					0.0102 (J)			0.0011 (J)	<0.03
7/7/2017	<0.002								
7/10/2017		<0.03				<0.002			
7/11/2017							<0.03		
7/12/2017								<0.03	
7/13/2017									<0.03
7/14/2017					0.0092 (J)				
3/26/2018	<0.002	<0.03				<0.002			
3/27/2018					0.0087 (J)		0.0014 (J)	0.0025 (J)	
3/28/2018									<0.03
6/12/2018	<0.002	<0.03				<0.002	0.0012 (J)		
6/13/2018					0.0084 (J)				
6/14/2018								0.0011 (J)	<0.03
10/16/2018	<0.002	<0.03				0.001 (J)			
10/17/2018							<0.03		<0.03
10/18/2018					0.0083 (J)			0.0016 (J)	
2/25/2019	<0.002					<0.002			
2/27/2019		<0.03							
2/28/2019					0.0086 (J)			0.0017 (J)	0.0011 (J)
4/1/2019	<0.002	0.00059 (J)				<0.002	0.0012 (J)		0.00078 (J)
4/2/2019					0.0073 (J)			0.0012 (J)	
9/23/2019	<0.002	0.00089 (J)							

ND substitution: RL or RL/2 if <15% NDs.

Time Series

Constituent: Lithium (mg/L) Analysis Run 6/10/2026 3:08 PM

Plant Bowen Client: Southern Company Data: Bowen AP-1

	BGWA-2 (bg)	BGWA-29 (bg)	BGWA-47D (bg)	BGWA-48D (bg)	BGWC-7	BGWC-8	BGWC-9	BGWC-10	BGWC-12
9/24/2019					0.0083 (J)	<0.002	0.0011 (J)		
9/25/2019								<0.03	0.001 (J)
2/18/2020	<0.002								
2/19/2020		<0.03				<0.002			
2/20/2020							0.002 (J)	0.00093 (J)	
2/21/2020					0.0088 (J)				
2/24/2020									0.00091 (J)
3/18/2020	<0.002	<0.03				<0.002			
3/19/2020					0.0097 (J)		0.0019 (J)		0.00097 (J)
3/23/2020								0.00084 (J)	
5/22/2020			<0.03						
5/25/2020				0.0011 (J)					
6/23/2020			<0.03	<0.002					
7/28/2020			<0.03	0.0014 (J)					
9/2/2020			<0.03						
9/3/2020				0.0014 (J)					
9/23/2020	<0.002	0.00085 (J)				<0.002			
9/24/2020							0.0011 (J)	0.0013 (J)	
9/25/2020					0.0065 (J)				0.001 (J)
10/1/2020			<0.03	0.0011 (J)					
11/10/2020			<0.03	<0.002					
12/15/2020			<0.03	0.00089 (J)					
1/20/2021			<0.03	0.00091 (J)					
2/16/2021	<0.002	<0.03				<0.002			
2/17/2021			<0.03	0.00099 (J)			0.0013 (J)		
2/18/2021					0.0072 (J)			0.0011 (J)	
2/19/2021									0.0011 (J)
3/23/2021		0.00087 (J)							
3/24/2021						<0.002	0.0014 (J)		0.0012 (J)
3/25/2021			<0.03	<0.002					
3/26/2021	<0.002								
3/30/2021					0.0084 (J)			0.00092 (J)	
8/16/2021	<0.002	0.00093 (J)	<0.03	<0.002					
8/18/2021						<0.002	0.0013 (J)	<0.03	0.0013 (J)
8/19/2021					0.007 (J)				
2/9/2022	<0.002		0.00083 (J)	<0.002					
2/10/2022		<0.03				<0.002	0.0016 (J)		
2/11/2022					0.0074 (J)			0.00079 (J)	0.0011 (J)
7/26/2022	<0.002	0.00095 (J)	0.00073 (J)	<0.002		<0.002	0.0014 (J)		
7/27/2022									0.0014 (J)
7/28/2022					0.0061 (J)			0.00076 (J)	
1/24/2023	<0.002	<0.03	<0.03	<0.002					
1/26/2023					0.0065 (J)	<0.002	0.0018 (J)		0.0013 (J)
1/27/2023								0.00082 (J)	
8/15/2023			<0.03						
8/16/2023		0.00086 (J)		<0.002		<0.002			0.0016 (J)
8/17/2023					0.0059 (J)		0.0015 (J)	<0.03	
8/21/2023	<0.002								
1/31/2024			<0.03	<0.002					
2/1/2024						<0.002	0.002 (J)	<0.03	<0.03
2/2/2024					0.0066 (J)				
2/5/2024		<0.03							

ND substitution: RL or RL/2 if <15% NDs.

Time Series

Constituent: Lithium (mg/L) Analysis Run 6/10/2026 3:08 PM

Plant Bowen Client: Southern Company Data: Bowen AP-1

	BGWA-2 (bg)	BGWA-29 (bg)	BGWA-47D (bg)	BGWA-48D (bg)	BGWC-7	BGWC-8	BGWC-9	BGWC-10	BGWC-12
2/8/2024	<0.002								
8/15/2024			<0.03	<0.002					
8/16/2024					0.0057 (J)	<0.002			
8/19/2024							<0.03		0.0017 (J)
8/20/2024								<0.03	
8/21/2024	<0.002	<0.03							
2/4/2025			0.000632 (J)	<0.002					
2/5/2025						<0.002	0.00148 (J)		0.00153 (J)
2/6/2025		0.00139 (J)			0.0063 (J)			0.00129 (J)	
2/10/2025	<0.002								
7/31/2025			0.000775 (J)	<0.002		<0.002			
8/4/2025							0.00211		0.00222
8/5/2025	<0.002				0.005			0.000696 (J)	
8/12/2025		0.00197 (J)							
2/3/2026			0.000732 (J)	<0.002		<0.002	0.0018 (J)		0.00181 (J)
2/4/2026					0.00542			0.000801 (J)	
2/5/2026		0.000789 (J)							
2/6/2026	0.00224								

ND substitution: RL or RL/2 if <15% NDs.

Time Series

Constituent: Lithium (mg/L) Analysis Run 6/10/2026 3:08 PM

Plant Bowen Client: Southern Company Data: Bowen AP-1

	BGWC-14A	BGWC-16	BGWC-17	BGWC-18	BGWC-19	BGWC-20	BGWC-21	BGWC-22	BGWC-23
6/7/2016		<0.002	<0.002						
6/8/2016				<0.002	<0.002	0.016	<0.002	0.012	
6/9/2016									0.0074
8/11/2016		<0.002	<0.002						
8/12/2016				<0.002	<0.002	0.0202 (J)			
8/18/2016							<0.002	0.0118 (J)	0.0078 (J)
10/7/2016		<0.002	<0.002	<0.002	<0.002				
10/10/2016						0.0194 (J)	<0.002	0.0137 (J)	0.0093 (J)
12/6/2016		<0.002	<0.002	<0.002					
12/7/2016					<0.002	0.0265 (J)			0.0117 (J)
12/8/2016							<0.002	0.0154 (J)	
2/16/2017		<0.002	<0.002	<0.002	<0.002				
2/17/2017						0.0253 (J)	<0.002	0.0125 (J)	
2/20/2017									0.011 (J)
4/18/2017		<0.002							
4/19/2017			<0.002	<0.002	<0.002	0.0233 (J)	<0.002		0.0105 (J)
4/20/2017								0.012 (J)	
5/30/2017		<0.002	<0.002						
6/1/2017				<0.002	<0.002	0.023 (J)	<0.002		
6/5/2017								0.0114 (J)	0.0108 (J)
7/14/2017		<0.002	<0.002	<0.002	<0.002				
7/17/2017									0.0095 (J)
7/18/2017						0.0207 (J)	<0.002		
7/19/2017								0.0126 (J)	
3/27/2018		<0.002	<0.002	<0.002	<0.002				
3/28/2018						0.013 (J)	<0.002		
3/29/2018								0.021 (J)	0.014 (J)
6/12/2018		<0.002							
6/13/2018						0.02 (J)			0.014 (J)
6/14/2018			<0.002	<0.002			<0.002	0.024 (J)	
6/15/2018					<0.002				
10/17/2018			<0.002						
10/18/2018		<0.002		<0.002					
10/19/2018					<0.002		<0.002		
10/22/2018						0.016 (J)		0.034 (J)	0.016 (J)
2/25/2019		<0.002							
2/27/2019			<0.002	<0.002		0.015 (J)			
3/1/2019					<0.002			0.022 (J)	0.017 (J)
4/2/2019		0.00049 (J)	0.00069 (J)	<0.002					
4/3/2019					<0.002	0.012 (J)	<0.002	0.024 (J)	0.013 (J)
9/26/2019		<0.002	<0.002	<0.002	<0.002	0.018 (J)			
9/27/2019								0.039	0.024 (J)
9/30/2019							<0.002		
2/20/2020		<0.002							
2/24/2020			<0.002	<0.002	<0.002	0.021 (J)			
2/25/2020								0.026 (J)	0.033
2/26/2020							<0.002		
3/19/2020		<0.002	<0.002						
3/20/2020				<0.002	<0.002		<0.002	0.029 (J)	
3/23/2020						0.02 (J)			0.032
5/22/2020	<0.03								
6/23/2020	<0.03								

ND substitution: RL or RL/2 if <15% NDs.

Time Series

Constituent: Lithium (mg/L) Analysis Run 6/10/2026 3:08 PM

Plant Bowen Client: Southern Company Data: Bowen AP-1

	BGWC-14A	BGWC-16	BGWC-17	BGWC-18	BGWC-19	BGWC-20	BGWC-21	BGWC-22	BGWC-23
7/28/2020	<0.03								
9/2/2020	0.00095 (J)								
9/24/2020		<0.002	<0.002	<0.002			<0.002	0.043	0.031
9/28/2020					<0.002	0.027 (J)			
10/1/2020	0.00095 (J)								
11/10/2020	<0.03								
12/15/2020	0.00091 (J)								
1/20/2021	0.00082 (J)								
2/18/2021	<0.03	<0.002	<0.002	<0.002	<0.002	0.041			
2/19/2021							<0.002	0.035	0.04
3/24/2021	<0.03	<0.002	<0.002	<0.002					
3/26/2021					<0.002				0.039 (J)
3/29/2021						0.036	<0.002	0.033	
8/18/2021	0.00087 (J)	<0.002							
8/19/2021			<0.002	<0.002					
8/20/2021					<0.002	0.025 (J)	<0.002		
8/23/2021								0.028 (J)	0.029 (J)
2/9/2022	<0.03								
2/11/2022		<0.002	<0.002						
2/14/2022									0.033
2/15/2022								0.032 (J)	
2/16/2022				<0.002	<0.002	0.031	<0.002		
7/26/2022	0.0011 (J)								
7/27/2022		<0.002	<0.002	<0.002	<0.002	0.037			
7/28/2022							<0.002		
8/1/2022									0.029 (J)
8/2/2022								0.03 (J)	
1/26/2023	0.00077 (J)	<0.002	<0.002	<0.002					
1/27/2023					<0.002		<0.002		
1/30/2023						0.059			
2/2/2023									0.025 (J)
2/7/2023								0.018 (J)	
8/16/2023	0.0016 (J)								
8/17/2023		<0.002	<0.002	<0.002					
8/18/2023					<0.002	0.078			
8/22/2023								0.021 (J)	
8/23/2023							<0.002		0.016 (J)
2/1/2024	0.0019 (J)	<0.002	<0.002						
2/2/2024				<0.002	<0.002				
2/5/2024						0.095	<0.002		
2/8/2024								0.021 (J)	0.019 (J)
8/16/2024	0.0019 (J)								
8/19/2024		<0.002	<0.002	<0.002	<0.002				
8/20/2024						0.099			
8/21/2024								0.021 (J)	
8/22/2024							<0.002		0.019 (J)
2/5/2025	0.00137 (J)								
2/6/2025		0.00112 (J)				0.0861			
2/7/2025			<0.002	<0.002	<0.002				
2/10/2025							<0.002		
2/11/2025									0.0128 (J)
2/13/2025								0.014 (J)	

ND substitution: RL or RL/2 if <15% NDs.

Time Series

Constituent: Lithium (mg/L) Analysis Run 6/10/2026 3:08 PM

Plant Bowen Client: Southern Company Data: Bowen AP-1

	BGWC-14A	BGWC-16	BGWC-17	BGWC-18	BGWC-19	BGWC-20	BGWC-21	BGWC-22	BGWC-23
8/4/2025	0.00169 (J)								
8/5/2025		0.000785 (J)	0.00082 (J)	<0.002					
8/6/2025					<0.002				
8/7/2025						0.0718		0.0129	
8/11/2025							<0.002		0.0122
2/4/2026	0.00166 (J)	<0.002	<0.002	<0.002			<0.002		
2/5/2026					<0.002	0.0951			
2/6/2026									0.0125
2/10/2026								0.0124	
4/7/2026						0.0936 (R)			

ND substitution: RL or RL/2 if <15% NDs.

Time Series

Constituent: Lithium (mg/L) Analysis Run 6/10/2026 3:08 PM

Plant Bowen Client: Southern Company Data: Bowen AP-1

	BGWC-24	BGWC-25	BGWC-30	BGWC-31	BGWC-32	BGWC-34D	BGWC-35D	BGWC-36D	BGWC-38D
6/8/2016		<0.002							
6/9/2016	0.0057								
8/15/2016		<0.002							
8/18/2016	0.0061 (J)								
10/10/2016	0.006 (J)	<0.002							
12/7/2016	0.0066 (J)								
12/8/2016		<0.002							
1/23/2017			0.0171 (J)						
2/7/2017			0.0196 (J)						
2/20/2017	0.0053 (J)	<0.002							
3/27/2017			0.0192 (J)						
4/17/2017			0.0169 (J)						
4/19/2017	0.0055 (J)								
4/20/2017		<0.002							
5/22/2017			0.0167 (J)						
6/1/2017		<0.002							
6/5/2017	0.0068 (J)		0.0177 (J)						
7/11/2017			0.0203 (J)						
7/17/2017	<0.03	<0.002							
8/23/2017			0.0182 (J)						
3/26/2018			0.0063 (J)						
3/28/2018		<0.002							
3/29/2018	0.0053 (J)								
6/13/2018	0.0067 (J)								
6/14/2018		<0.002							
6/15/2018			0.0049 (J)						
10/17/2018								0.0044 (J)	
10/18/2018				<0.002					
10/19/2018						0.00098 (J)			
10/22/2018	0.0075 (J)	<0.002	0.005 (J)		<0.03		0.011 (J)		
3/1/2019	0.0068 (J)	<0.002	0.0044 (J)						
4/2/2019			0.0041 (J)					0.0021 (J)	
4/3/2019	0.0048 (J)								
4/4/2019		<0.002		<0.002		0.00068 (J)	0.0096 (J)		
4/5/2019					<0.03				
9/24/2019				<0.002		<0.002			
9/26/2019					<0.03		0.013		
9/27/2019			0.0012 (J)					0.0028 (J)	
9/30/2019	0.0077 (J)	<0.002							
2/25/2020							0.011 (J)		
2/26/2020	0.0082 (J)	<0.002	0.00096 (J)	<0.002				0.001 (J)	
2/27/2020					<0.03	<0.002			0.02 (J)
3/23/2020			0.0014 (J)	<0.002				<0.03	
3/24/2020		<0.002			<0.03	<0.002			0.019 (J)
3/25/2020	0.0078 (J)						0.0092 (J)		
9/2/2020									0.0096 (J)
9/25/2020	0.0078 (J)		0.0011 (J)		<0.03		0.0062 (J)		
9/28/2020		<0.002		<0.002		<0.002		0.0011 (J)	
2/19/2021	0.0086 (J)					<0.002			
2/22/2021				<0.002			0.014 (J)		
2/23/2021		<0.002			<0.03				
3/8/2021			0.0012 (J)					0.0017 (J)	

ND substitution: RL or RL/2 if <15% NDs.

Time Series

Constituent: Lithium (mg/L) Analysis Run 6/10/2026 3:08 PM

Plant Bowen Client: Southern Company Data: Bowen AP-1

	BGWC-24	BGWC-25	BGWC-30	BGWC-31	BGWC-32	BGWC-34D	BGWC-35D	BGWC-36D	BGWC-38D
3/9/2021									0.011 (J)
3/25/2021			<0.03					0.0022 (J)	
3/26/2021	<0.03	<0.002					0.02 (J)		
3/29/2021				<0.002					0.012 (J)
3/30/2021					<0.03	<0.002			
8/19/2021		<0.002	0.0012 (J)						0.0066 (J)
8/20/2021				<0.002			0.016 (J)		
8/23/2021	0.0076 (J)							0.0022 (J)	
8/24/2021						<0.002			
8/25/2021					<0.03				
2/14/2022			0.0015 (J)					0.002 (J)	0.0061 (J)
2/15/2022	0.0086 (J)								
2/16/2022		<0.002		<0.002	<0.15 (O)	<0.002			
2/17/2022							0.018 (J)		
7/27/2022		<0.002							
7/28/2022				<0.002		<0.002	0.016 (J)		
7/29/2022					<0.03			0.0012 (J)	
8/1/2022			0.0012 (J)						
8/2/2022	<0.03								0.009 (J)
10/21/2022	0.0057 (J)								
1/27/2023		<0.002		<0.002					
1/30/2023						<0.002	0.021 (J)		
1/31/2023					<0.03				
2/1/2023	0.0063 (J)		0.0018 (J)					0.0013 (J)	
2/7/2023									0.0011 (J)
8/17/2023		<0.002							
8/18/2023				<0.002	<0.03	<0.002			
8/21/2023			0.0012 (J)					0.0012 (J)	<0.15 (o)
8/24/2023							0.023 (J)		
8/25/2023	0.0058 (J)								
1/30/2024	0.0054 (J)							0.0016 (J)	
2/2/2024				<0.002					
2/5/2024		<0.002				<0.002			
2/6/2024			<0.03						0.0023 (J)
2/7/2024							0.023 (J)		
2/8/2024					<0.03				
8/19/2024				<0.002					
8/20/2024		<0.002				<0.002		<0.03	
8/21/2024	0.0045 (J)				<0.03				
8/22/2024			<0.03				0.022 (J)		0.006 (J)
2/5/2025								0.00128 (J)	
2/6/2025				<0.002		0.000849 (J)			
2/10/2025		<0.002	<0.03						
2/11/2025	0.00445 (J)						0.0175 (J)		0.0075 (J)
2/12/2025					<0.03				
8/5/2025			0.00132 (J)						
8/6/2025									0.00189 (J)
8/7/2025		<0.002				0.000812 (J)		0.00173 (J)	
8/8/2025				<0.002					
8/11/2025	0.00614						0.0193		
8/12/2025					0.00116 (J)				
2/2/2026	0.00604								

ND substitution: RL or RL/2 if <15% NDs.

Time Series

Constituent: Lithium (mg/L) Analysis Run 6/10/2026 3:08 PM

Plant Bowen Client: Southern Company Data: Bowen AP-1

	BGWC-24	BGWC-25	BGWC-30	BGWC-31	BGWC-32	BGWC-34D	BGWC-35D	BGWC-36D	BGWC-38D
2/4/2026		<0.002				<0.002			
2/5/2026				<0.002				0.00141 (J)	
2/6/2026					0.000952 (J)		0.0179		
2/9/2026			0.00199 (J)						0.00661

ND substitution: RL or RL/2 if <15% NDs.

Time Series

Constituent: Lithium (mg/L) Analysis Run 6/10/2026 3:08 PM

Plant Bowen Client: Southern Company Data: Bowen AP-1

	BGWC-40	BGWC-43D	BGWC-49D	BGWC-50D	BGWC-51	BGWC-52	BGWC-53D	PZ-7
2/28/2020	0.00084 (J)							
3/25/2020	0.00079 (J)							
9/3/2020		0.023 (J)						
9/29/2020	<0.002							
1/28/2021					0.0017 (J)	0.0037 (J)		
2/22/2021	<0.002							
2/23/2021					0.0015 (J)	0.0038 (J)		
3/8/2021		0.024 (J)						
3/29/2021		0.026 (J)						
3/30/2021	0.00086 (J)				0.0035 (J)	0.0038 (J)		
4/19/2021			0.0083 (J)	<0.03				
8/18/2021				<0.03				
8/23/2021		0.031			0.0011 (J)	0.0033 (J)		
8/24/2021	0.001 (J)		0.01 (J)					
2/9/2022				<0.03				
2/14/2022					<0.002	0.002 (J)		
2/15/2022		0.027 (J)						
2/16/2022	<0.15 (O)							
2/17/2022			0.0076 (J)					
4/28/2022								<0.03
7/26/2022				<0.03				
7/28/2022	<0.002					0.00088 (J)		
8/1/2022		0.025 (J)	0.0057 (J)		<0.002			
8/2/2022								<0.03
1/25/2023				0.0019 (J)				
1/31/2023	<0.002				<0.002	0.0011 (J)		
2/1/2023			0.0042 (J)					
2/2/2023								<0.03
2/7/2023		0.016 (J)						
8/15/2023				0.0015 (J)				
8/18/2023	<0.002							
8/21/2023					<0.002			
8/22/2023			0.0065 (J)			<0.03		
8/23/2023		0.022 (J)						
1/30/2024		0.017 (J)						
1/31/2024				0.0019 (J)				
2/5/2024					<0.002	<0.03		
2/6/2024			0.0058 (J)					
2/7/2024	<0.002							
8/16/2024				<0.03				
8/20/2024	<0.002				<0.002	<0.03		
8/21/2024		0.019 (J)	0.0062 (J)					
8/22/2024								<0.03
12/3/2024							0.0018 (J)	
2/5/2025				0.00175 (J)				
2/6/2025					<0.002			
2/7/2025						0.00105 (J)		0.000796 (J)
2/10/2025	<0.002		0.00469 (J)					
2/11/2025		0.0172 (J)						
2/12/2025							0.00115 (J)	
7/31/2025				0.00116 (J)				
8/6/2025			0.00427					

ND substitution: RL or RL/2 if <15% NDs.

Time Series

Constituent: Lithium (mg/L) Analysis Run 6/10/2026 3:08 PM

Plant Bowen Client: Southern Company Data: Bowen AP-1

	BGWC-40	BGWC-43D	BGWC-49D	BGWC-50D	BGWC-51	BGWC-52	BGWC-53D	PZ-7
8/7/2025		0.0173						
8/8/2025	<0.002						0.00114 (J)	
8/11/2025						0.00143 (J)		0.00351
8/13/2025					0.0014 (J)			
2/3/2026				0.00173 (J)				
2/4/2026							0.00108 (J)	0.000974 (J)
2/5/2026	<0.002				<0.002	0.00667		
2/6/2026		0.0187						
2/9/2026			0.00726					

ND substitution: RL or RL/2 if <15% NDs.

Time Series

Constituent: Mercury (mg/L) Analysis Run 6/10/2026 3:08 PM

Plant Bowen Client: Southern Company Data: Bowen AP-1

	BGWA-2 (bg)	BGWA-29 (bg)	BGWA-47D (bg)	BGWA-48D (bg)	BGWC-7	BGWC-8	BGWC-9	BGWC-10	BGWC-12
6/6/2016	7.7E-05 (J)						8E-05 (J)		
6/7/2016						9.7E-05 (J)		0.0001 (J)	0.0001 (J)
6/8/2016					<0.0002				
8/9/2016	<0.0002								
8/10/2016						<0.0002			
8/11/2016					<0.0002		<0.0002		
8/12/2016									<0.0002
8/16/2016								<0.0002	
8/22/2016		<0.0002							
10/3/2016	<0.0002								
10/4/2016		<0.0002				<0.0002			
10/5/2016							<0.0002		
10/6/2016					<0.0002				<0.0002
10/7/2016								<0.0002	
11/29/2016	<0.0002								
12/1/2016		<0.0002							
12/2/2016						<0.0002			
12/5/2016							<0.0002		<0.0002
12/6/2016					<0.0002			<0.0002	
1/10/2017		<0.0002							
2/13/2017	<0.0002								
2/14/2017		<0.0002				<0.0002			
2/15/2017					<0.0002		<0.0002		<0.0002
2/16/2017								<0.0002	
4/13/2017	<0.0002								
4/14/2017		<0.0002				<0.0002			
4/17/2017							<0.0002		
4/18/2017					<0.0002			<0.0002	<0.0002
5/25/2017	<0.0002	<0.0002							
5/26/2017						<0.0002	<0.0002		
6/2/2017					<0.0002			<0.0002	<0.0002
7/7/2017	<0.0002								
7/10/2017		<0.0002				<0.0002			
7/11/2017							<0.0002		
7/12/2017								<0.0002	
7/13/2017									<0.0002
7/14/2017					<0.0002				
3/26/2018	<0.0002	<0.0002				<0.0002			
3/27/2018					<0.0002		<0.0002	<0.0002	
3/28/2018									<0.0002
2/25/2019	<0.0002					<0.0002			
2/27/2019		6.5E-05 (J)							
2/28/2019					5.3E-05 (J)			4.8E-05 (J)	5.8E-05 (J)
4/1/2019	<0.0002	<0.0002				<0.0002	<0.0002		<0.0002
4/2/2019					<0.0002			<0.0002	
9/23/2019	<0.0002	<0.0002							
9/24/2019					<0.0002	<0.0002	<0.0002		
9/25/2019								<0.0002	<0.0002
2/18/2020	<0.0002								
2/19/2020		<0.0002				<0.0002			
2/20/2020							<0.0002	<0.0002	
2/21/2020					<0.0002				

ND substitution: RL or RL/2 if <15% NDs.

Time Series

Constituent: Mercury (mg/L) Analysis Run 6/10/2026 3:08 PM

Plant Bowen Client: Southern Company Data: Bowen AP-1

	BGWA-2 (bg)	BGWA-29 (bg)	BGWA-47D (bg)	BGWA-48D (bg)	BGWC-7	BGWC-8	BGWC-9	BGWC-10	BGWC-12
2/24/2020									<0.0002
3/18/2020	<0.0002	<0.0002				<0.0002			
3/19/2020					<0.0002		<0.0002		<0.0002
3/23/2020								<0.0002	
5/22/2020			<0.0002						
5/25/2020				<0.0002					
6/23/2020			<0.0002	<0.0002					
7/28/2020			<0.0002	<0.0002					
9/2/2020			<0.0002						
9/3/2020				<0.0002					
9/23/2020	<0.0002	<0.0002				<0.0002			
9/24/2020							<0.0002	<0.0002	
9/25/2020					<0.0002				<0.0002
10/1/2020			<0.0002	<0.0002					
11/10/2020			<0.0002	<0.0002					
12/15/2020			<0.0002	<0.0002					
1/20/2021			<0.0002	<0.0002					
2/16/2021	<0.0002	<0.0002				<0.0002			
2/17/2021			<0.0002	<0.0002			<0.0002		
2/18/2021					<0.0002			<0.0002	
2/19/2021									<0.0002
3/23/2021		<0.0002							
3/24/2021						<0.0002	<0.0002		<0.0002
3/25/2021			<0.0002	<0.0002					
3/26/2021	<0.0002								
3/30/2021					<0.0002			<0.0002	
8/16/2021	<0.0002	<0.0002	<0.0002	<0.0002					
8/18/2021						<0.0002	<0.0002	<0.0002	<0.0002
8/19/2021					<0.0002				
2/9/2022	<0.0002		<0.0002	<0.0002					
2/10/2022		<0.0002				<0.0002	<0.0002		
2/11/2022					<0.0002			<0.0002	<0.0002
7/26/2022	0.00019 (J)	0.00015 (J)	0.00022	0.00014 (J)		0.00016 (J)	0.00016 (J)		
7/27/2022									<0.0002
7/28/2022					<0.0002			<0.0002	
1/24/2023	<0.0002	<0.0002	0.00022	<0.0002					
1/26/2023					<0.0002	<0.0002	0.00013 (J)		0.00013 (J)
1/27/2023								0.00018 (J)	
8/15/2023			<0.0002						
8/16/2023		<0.0002		<0.0002		<0.0002			<0.0002
8/17/2023					<0.0002		<0.0002	<0.0002	
8/21/2023	<0.0002								
1/31/2024			<0.0002	<0.0002					
2/1/2024						<0.0002	<0.0002	<0.0002	<0.0002
2/2/2024					<0.0002				
2/5/2024		<0.0002							
2/8/2024	<0.0002								
8/15/2024			<0.0002	<0.0002					
8/16/2024					<0.0002	<0.0002			
8/19/2024							<0.0002		<0.0002
8/20/2024								<0.0002	
8/21/2024	<0.0002	<0.0002							

ND substitution: RL or RL/2 if <15% NDs.

Time Series

Constituent: Mercury (mg/L) Analysis Run 6/10/2026 3:08 PM

Plant Bowen Client: Southern Company Data: Bowen AP-1

	BGWA-2 (bg)	BGWA-29 (bg)	BGWA-47D (bg)	BGWA-48D (bg)	BGWC-7	BGWC-8	BGWC-9	BGWC-10	BGWC-12
2/4/2025			<0.0002	<0.0002					
2/5/2025						<0.0002	<0.0002		<0.0002
2/6/2025		<0.0002			<0.0002			<0.0002	
2/10/2025	<0.0002								
7/31/2025			<0.0002	0.00014 (J)		<0.0002			
8/4/2025							<0.0002		<0.0002
8/5/2025	<0.0002				<0.0002			<0.0002	
8/12/2025		<0.0002							
2/3/2026			<0.0002	<0.0002		<0.0002	<0.0002		<0.0002
2/4/2026					<0.0002			<0.0002	
2/5/2026		<0.0002							
2/6/2026	<0.0002								

ND substitution: RL or RL/2 if <15% NDs.

Time Series

Constituent: Mercury (mg/L) Analysis Run 6/10/2026 3:08 PM

Plant Bowen Client: Southern Company Data: Bowen AP-1

	BGWC-14A	BGWC-16	BGWC-17	BGWC-18	BGWC-19	BGWC-20	BGWC-21	BGWC-22	BGWC-23
6/7/2016		9.8E-05 (J)	0.00017 (J)						
6/8/2016				<0.0002	<0.0002	<0.0002	<0.0002	9.2E-05 (J)	
6/9/2016									<0.0002
8/11/2016		<0.0002	0.00019 (J)						
8/12/2016				<0.0002	<0.0002	<0.0002			
8/18/2016							<0.0002	<0.0002	<0.0002
10/7/2016		<0.0002	0.00014 (J)	<0.0002	<0.0002				
10/10/2016						<0.0002	<0.0002	<0.0002	<0.0002
12/6/2016		<0.0002	0.00016 (J)	<0.0002					
12/7/2016					8E-05 (J)	<0.0002			5E-05 (J)
12/8/2016							<0.0002	<0.0002	
2/16/2017		<0.0002	0.00017 (J)	<0.0002	<0.0002				
2/17/2017						<0.0002	<0.0002	<0.0002	
2/20/2017									<0.0002
4/18/2017		<0.0002							
4/19/2017			0.00014 (J)	<0.0002	<0.0002	<0.0002	<0.0002		<0.0002
4/20/2017								<0.0002	
5/30/2017		<0.0002	0.00023 (J)						
6/1/2017				<0.0002	<0.0002	<0.0002	<0.0002		
6/5/2017								<0.0002	<0.0002
7/14/2017		<0.0002	0.00016 (J)	<0.0002	<0.0002				
7/17/2017									<0.0002
7/18/2017						<0.0002	<0.0002		
7/19/2017								<0.0002	
3/27/2018		<0.0002	<0.0002	<0.0002	<0.0002				
3/28/2018						<0.0002	<0.0002		
3/29/2018								<0.0002	<0.0002
2/25/2019		<0.0002							
2/27/2019			0.00029 (J)	7.9E-05 (J)		6.6E-05 (J)			
3/1/2019					5E-05 (J)			4.2E-05 (J)	4.4E-05 (J)
4/2/2019		<0.0002	0.0004	<0.0002					
4/3/2019					<0.0002	<0.0002	<0.0002	<0.0002	<0.0002
9/26/2019		<0.0002	<0.0002	<0.0002	<0.0002	<0.0002			
9/27/2019								<0.0002	<0.0002
9/30/2019							<0.0002		
2/20/2020		<0.0002							
2/24/2020			0.0003 (J)	<0.0002	<0.0002	<0.0002			
2/25/2020								<0.0002	<0.0002
2/26/2020							<0.0002		
3/19/2020		<0.0002	0.00017 (J)						
3/20/2020				<0.0002	<0.0002		<0.0002	<0.0002	
3/23/2020						<0.0002			<0.0002
5/22/2020	<0.0002								
6/23/2020	<0.0002								
7/28/2020	<0.0002								
9/2/2020	<0.0002								
9/24/2020		<0.0002	0.00027 (J)	<0.0002			<0.0002	<0.0002	<0.0002
9/28/2020					<0.0002	<0.0002			
10/1/2020	<0.0002								
11/10/2020	<0.0002								
12/15/2020	<0.0002								
1/20/2021	<0.0002								

ND substitution: RL or RL/2 if <15% NDs.

Time Series

Constituent: Mercury (mg/L) Analysis Run 6/10/2026 3:08 PM

Plant Bowen Client: Southern Company Data: Bowen AP-1

	BGWC-14A	BGWC-16	BGWC-17	BGWC-18	BGWC-19	BGWC-20	BGWC-21	BGWC-22	BGWC-23
2/18/2021	<0.0002	<0.0002	0.00017 (J)	<0.0002	<0.0002	<0.0002			
2/19/2021							<0.0002	<0.0002	<0.0002
3/24/2021	<0.0002	<0.0002	0.00012 (J)	<0.0002					
3/26/2021					<0.0002				<0.0002
3/29/2021						<0.0002	<0.0002	<0.0002	
8/18/2021	<0.0002	0.0002 (J)							
8/19/2021			<0.0002	<0.0002					
8/20/2021					<0.0002	<0.0002	<0.0002		
8/23/2021								<0.0002	<0.0002
2/9/2022	<0.0002								
2/11/2022		<0.0002	<0.0002						
2/14/2022									<0.0002
2/15/2022								<0.0002	
2/16/2022				<0.0002	<0.0002	<0.0002	<0.0002		
7/26/2022	0.00016 (J)								
7/27/2022		<0.0002	0.00025	<0.0002	<0.0002	<0.0002			
7/28/2022							<0.0002		
8/1/2022									<0.0002
8/2/2022								<0.0002	
1/26/2023	<0.0002	0.00015 (J)	0.00027	<0.0002					
1/27/2023					0.00018 (J)		0.00021		
1/30/2023						<0.0002			
2/2/2023									<0.0002
2/7/2023								<0.0002	
8/16/2023	<0.0002								
8/17/2023		<0.0002	0.00031	<0.0002					
8/18/2023					<0.0002	<0.0002			
8/22/2023								<0.0002	
8/23/2023							<0.0002		0.00013 (J)
2/1/2024	0.00015 (J)	<0.0002	0.00031						
2/2/2024				<0.0002	<0.0002				
2/5/2024						<0.0002	<0.0002		
2/8/2024								<0.0002	<0.0002
8/16/2024	<0.0002								
8/19/2024		<0.0002	0.00019 (J)	<0.0002	<0.0002				
8/20/2024						<0.0002			
8/21/2024								<0.0002	
8/22/2024							<0.0002		<0.0002
2/5/2025	<0.0002								
2/6/2025		<0.0002				<0.0002			
2/7/2025			0.00017 (J)	<0.0002	<0.0002				
2/10/2025							<0.0002		
2/11/2025									<0.0002
2/13/2025								<0.0002	
8/4/2025	0.00018 (J)								
8/5/2025		<0.0002	0.00037 (L1)	<0.0002					
8/6/2025					<0.0002				
8/7/2025						<0.0002		<0.0002	
8/11/2025							<0.0002		<0.0002
2/4/2026	<0.0002	<0.0002	0.00017 (J)	<0.0002			<0.0002		
2/5/2026					<0.0002	<0.0002			
2/6/2026									<0.0002

ND substitution: RL or RL/2 if <15% NDs.

Time Series

Constituent: Mercury (mg/L) Analysis Run 6/10/2026 3:08 PM

Plant Bowen Client: Southern Company Data: Bowen AP-1

	BGWC-14A	BGWC-16	BGWC-17	BGWC-18	BGWC-19	BGWC-20	BGWC-21	BGWC-22	BGWC-23
2/10/2026								<0.0002	
4/7/2026						<0.0002 (R)			

ND substitution: RL or RL/2 if <15% NDs.

Time Series

Constituent: Mercury (mg/L) Analysis Run 6/10/2026 3:08 PM

Plant Bowen Client: Southern Company Data: Bowen AP-1

	BGWC-24	BGWC-25	BGWC-30	BGWC-31	BGWC-32	BGWC-34D	BGWC-35D	BGWC-36D	BGWC-38D
6/8/2016		<0.0002							
6/9/2016	<0.0002								
8/15/2016		<0.0002							
8/18/2016	<0.0002								
10/10/2016	4E-05 (J)	<0.0002							
12/7/2016	7E-05 (J)								
12/8/2016		<0.0002							
1/23/2017			8E-05 (J)						
2/7/2017			0.00011 (J)						
2/20/2017	5E-05 (J)	<0.0002							
3/27/2017			8E-05 (J)						
4/17/2017			4E-05 (J)						
4/19/2017	0.00016 (J)								
4/20/2017		<0.0002							
5/22/2017			<0.0002						
6/1/2017		<0.0002							
6/5/2017	0.00013 (J)		6E-05 (J)						
7/11/2017			9.1E-05 (J)						
7/17/2017	0.00013 (J)	<0.0002							
8/23/2017			5E-05 (J)						
3/26/2018			<0.0002						
3/28/2018		<0.0002							
3/29/2018	<0.0002								
3/1/2019	0.00093	4.7E-05 (J)	0.0001 (J)						
4/2/2019			<0.0002					<0.0002	
4/3/2019	0.0013								
4/4/2019		<0.0002		<0.0002		<0.0002	<0.0002		
4/5/2019					<0.0002				
9/24/2019				<0.0002		<0.0002			
9/26/2019					<0.0002		<0.0002		
9/27/2019			<0.0002					<0.0002	
9/30/2019	0.0011	<0.0002							
2/25/2020							<0.0002		
2/26/2020	0.0011	<0.0002	<0.0002	<0.0002				0.00018 (J)	
2/27/2020					<0.0002	<0.0002			<0.0002
3/23/2020			<0.0002	<0.0002				<0.0002	
3/24/2020		<0.0002			<0.0002	<0.0002			<0.0002
3/25/2020	0.0011						<0.0002		
9/2/2020									0.0001 (J)
9/25/2020	0.0036		<0.0002		<0.0002		<0.0002		
9/28/2020		<0.0002		<0.0002		<0.0002		<0.0002	
2/19/2021	0.0033					<0.0002			
2/22/2021				<0.0002			<0.0002		
2/23/2021		<0.0002			<0.0002				
3/8/2021			<0.0002					<0.0002	
3/9/2021									<0.0002
3/25/2021			<0.0002					<0.0002	
3/26/2021	0.0058	<0.0002					<0.0002		
3/29/2021				<0.0002					<0.0002
3/30/2021					<0.0002	<0.0002			
8/19/2021		<0.0002	<0.0002						0.00012 (J)
8/20/2021				<0.0002			<0.0002		

ND substitution: RL or RL/2 if <15% NDs.

Time Series

Constituent: Mercury (mg/L) Analysis Run 6/10/2026 3:08 PM

Plant Bowen Client: Southern Company Data: Bowen AP-1

	BGWC-24	BGWC-25	BGWC-30	BGWC-31	BGWC-32	BGWC-34D	BGWC-35D	BGWC-36D	BGWC-38D
8/23/2021	0.00026							<0.0002	
8/24/2021						<0.0002			
8/25/2021					<0.0002				
2/14/2022			<0.0002					<0.0002	<0.0002
2/15/2022	0.0014								
2/16/2022		<0.0002		<0.0002	<0.0002	<0.0002			
2/17/2022							<0.0002		
7/27/2022		<0.0002							
7/28/2022				0.00015 (J)		0.00014 (J)	0.00016 (J)		
7/29/2022					<0.0002			<0.0002	
8/1/2022			<0.0002						
8/2/2022	<0.0002								0.00028
10/21/2022	0.00026								
1/27/2023		0.00015 (J)		0.00014 (J)					
1/30/2023						0.00016 (J)	0.00014 (J)		
1/31/2023					<0.0002				
2/1/2023	0.00059		<0.0002					<0.0002	
2/7/2023									<0.0002
8/17/2023		<0.0002							
8/18/2023				<0.0002	<0.0002	<0.0002			
8/21/2023			<0.0002					0.00016 (J)	0.00057
8/24/2023							<0.0002		
8/25/2023	0.0023								
1/30/2024	0.00062							<0.0002	
2/2/2024				<0.0002					
2/5/2024		<0.0002				<0.0002			
2/6/2024			<0.0002						<0.0002
2/7/2024							<0.0002		
2/8/2024					<0.0002				
8/19/2024				<0.0002					
8/20/2024		<0.0002				<0.0002		<0.0002	
8/21/2024	0.00072				<0.0002				
8/22/2024			<0.0002				<0.0002		<0.0002
2/5/2025								<0.0002	
2/6/2025				<0.0002		<0.0002			
2/10/2025		<0.0002	<0.0002						
2/11/2025	0.00085						<0.0002		<0.0002
2/12/2025					<0.0002				
8/5/2025			<0.0002						
8/6/2025									0.00026 (L1)
8/7/2025		<0.0002				<0.0002		<0.0002	
8/8/2025				<0.0002					
8/11/2025	0.00094						<0.0002		
8/12/2025					<0.0002				
2/2/2026	0.014								
2/4/2026		<0.0002				<0.0002			
2/5/2026				<0.0002				<0.0002	
2/6/2026					<0.0002		<0.0002		
2/9/2026			<0.0002						<0.0002
4/9/2026	0.0026 (R)								

ND substitution: RL or RL/2 if <15% NDs.

Time Series

Constituent: Mercury (mg/L) Analysis Run 6/10/2026 3:08 PM

Plant Bowen Client: Southern Company Data: Bowen AP-1

	BGWC-40	BGWC-43D	BGWC-49D	BGWC-50D	BGWC-51	BGWC-52	BGWC-53D	PZ-7
2/28/2020	<0.0002							
3/25/2020	<0.0002							
9/3/2020		<0.0002						
9/29/2020	<0.0002							
1/28/2021					0.0046	0.00019 (J)		
2/22/2021	<0.0002							
2/23/2021					0.0033	<0.0002		
3/8/2021		<0.0002						
3/29/2021		<0.0002						
3/30/2021	<0.0002				0.002	<0.0002		
4/19/2021			<0.0002	<0.0002				
8/18/2021				<0.0002				
8/23/2021		<0.0002			0.0014	<0.0002		
8/24/2021	<0.0002		<0.0002					
2/9/2022				<0.0002				
2/14/2022					0.00025	<0.0002		
2/15/2022		<0.0002						
2/16/2022	<0.0002							
2/17/2022			<0.0002					
4/28/2022								<0.0002
7/26/2022				<0.0002				
7/28/2022	<0.0002					<0.0002		
8/1/2022		<0.0002	<0.0002		<0.0002			
8/2/2022								0.00059
1/25/2023				<0.0002				
1/31/2023	<0.0002				0.00021	0.00018 (J)		
2/1/2023			<0.0002					
2/2/2023								0.00015 (J)
2/7/2023		<0.0002						
8/15/2023				<0.0002				
8/18/2023	<0.0002							
8/21/2023					0.00016 (J)			
8/22/2023			<0.0002			<0.0002		
8/23/2023		0.00015 (J)						
1/30/2024		<0.0002						
1/31/2024				<0.0002				
2/5/2024					<0.0002	<0.0002		
2/6/2024			<0.0002					
2/7/2024	<0.0002							
8/16/2024				<0.0002				
8/20/2024	<0.0002				<0.0002	<0.0002		
8/21/2024		<0.0002	<0.0002					
8/22/2024								0.0009
12/3/2024							<0.0002	
2/5/2025				<0.0002				
2/6/2025					<0.0002			
2/7/2025						<0.0002		0.00068
2/10/2025	<0.0002		<0.0002					
2/11/2025		<0.0002						
2/12/2025							<0.0002	
7/31/2025				<0.0002				
8/6/2025			<0.0002					

ND substitution: RL or RL/2 if <15% NDs.

Time Series

Constituent: Mercury (mg/L) Analysis Run 6/10/2026 3:08 PM

Plant Bowen Client: Southern Company Data: Bowen AP-1

	BGWC-40	BGWC-43D	BGWC-49D	BGWC-50D	BGWC-51	BGWC-52	BGWC-53D	PZ-7
8/7/2025		<0.0002						
8/8/2025	<0.0002						<0.0002	
8/11/2025						<0.0002		0.0013
8/13/2025					<0.0002			
2/3/2026				<0.0002				
2/4/2026							<0.0002	0.00045
2/5/2026	<0.0002				<0.0002	<0.0002		
2/6/2026		<0.0002						
2/9/2026			<0.0002					

ND substitution: RL or RL/2 if <15% NDs.

Time Series

Constituent: Molybdenum (mg/L) Analysis Run 6/10/2026 3:08 PM

Plant Bowen Client: Southern Company Data: Bowen AP-1

	BGWA-2 (bg)	BGWA-29 (bg)	BGWA-47D (bg)	BGWA-48D (bg)	BGWC-7	BGWC-8	BGWC-9	BGWC-10	BGWC-12
6/6/2016	0.0015 (J)						0.0028 (J)		
6/7/2016						0.00063 (J)		0.0067 (J)	<0.01
6/8/2016					0.0088 (J)				
8/9/2016	0.0016 (J)								
8/10/2016						0.0039 (J)			
8/11/2016					0.01		0.003 (J)		
8/12/2016									<0.01
8/16/2016								0.0032 (J)	
8/22/2016		<0.01							
10/3/2016	<0.01								
10/4/2016		<0.01				0.0052 (J)			
10/5/2016							0.0032 (J)		
10/6/2016					0.0117				<0.01
10/7/2016								0.0032 (J)	
11/29/2016	0.0022 (J)								
12/1/2016		<0.01							
12/2/2016						<0.01			
12/5/2016							0.0033 (J)		<0.01
12/6/2016					0.0102			0.0049 (J)	
1/10/2017		<0.01							
2/13/2017	0.002 (J)								
2/14/2017		<0.01				0.0044 (J)			
2/15/2017					0.0018 (J)		0.0027 (J)		<0.01
2/16/2017								0.0039 (J)	
4/13/2017	0.0025 (J)								
4/14/2017		<0.01				0.0013 (J)			
4/17/2017							0.0025 (J)		
4/18/2017					0.0103			0.0032 (J)	<0.01
5/25/2017	0.002 (J)	<0.01							
5/26/2017						0.0024 (J)	0.0029 (J)		
6/2/2017					0.0129			0.0035 (J)	<0.01
7/7/2017	0.0017 (J)								
7/10/2017		<0.01				0.0013 (J)			
7/11/2017							0.0029 (J)		
7/12/2017								0.0037 (J)	
7/13/2017									<0.01
7/14/2017					0.0129				
3/26/2018	<0.01	<0.01				<0.01			
3/27/2018					0.01		0.0031 (J)	0.0032 (J)	
3/28/2018									<0.01
6/12/2018	<0.01	<0.01				0.0026 (J)	0.0043 (J)		
6/13/2018					0.013				
6/14/2018								0.0033 (J)	<0.01
10/16/2018	<0.01	<0.01				0.0041 (J)			
10/17/2018							0.0038 (J)		<0.01
10/18/2018					0.01 (J)			0.0034 (J)	
2/25/2019	<0.01					<0.01			
2/27/2019		<0.01							
2/28/2019					0.016			0.0035 (J)	<0.01
4/1/2019	0.0014 (J)	0.00053 (J)				0.00054 (J)	0.0027 (J)		<0.01
4/2/2019					0.011			0.0032 (J)	
5/2/2019	<0.01								

ND substitution: RL or RL/2 if <15% NDs.

Time Series

Constituent: Molybdenum (mg/L) Analysis Run 6/10/2026 3:08 PM

Plant Bowen Client: Southern Company Data: Bowen AP-1

	BGWA-2 (bg)	BGWA-29 (bg)	BGWA-47D (bg)	BGWA-48D (bg)	BGWC-7	BGWC-8	BGWC-9	BGWC-10	BGWC-12
9/23/2019	0.0017 (J)	<0.01							
9/24/2019					0.01 (J)	0.0016 (J)	0.0041 (J)		
9/25/2019								0.0035 (J)	<0.01
2/18/2020	<0.01								
2/19/2020		<0.01				0.0018 (J)			
2/20/2020							0.002 (J)	0.0037 (J)	
2/21/2020					0.011				
2/24/2020									<0.01
3/18/2020	0.0012 (J)	<0.01				<0.01			
3/19/2020					0.011		0.0024 (J)		<0.01
3/23/2020								0.0035 (J)	
5/22/2020			0.0011 (J)						
5/25/2020				0.003 (J)					
6/23/2020			<0.01	0.0048 (J)					
7/28/2020			<0.01	0.0073 (J)					
9/2/2020			<0.01						
9/3/2020				0.0074 (J)					
9/23/2020	<0.01	<0.01				<0.01			
9/24/2020							0.0034 (J)	0.0032 (J)	
9/25/2020					0.0099 (J)				<0.01
10/1/2020			<0.01	0.0046 (J)					
11/10/2020			<0.01	0.0016 (J)					
12/15/2020			<0.01	0.0021 (J)					
1/20/2021			<0.01	0.0018 (J)					
2/16/2021	0.0011 (J)	<0.01				0.0011 (J)			
2/17/2021			<0.01	0.0017 (J)			0.0033 (J)		
2/18/2021					0.0098 (J)			0.0036 (J)	
2/19/2021									<0.01
3/23/2021		<0.01							
3/24/2021						<0.01	0.0027 (J)		<0.01
3/25/2021			<0.01	0.0015 (J)					
3/26/2021	0.00092 (J)								
3/30/2021					0.011			0.0035 (J)	
8/16/2021	<0.01	<0.01	<0.01	0.0011 (J)					
8/18/2021						0.0019 (J)	0.0028 (J)	0.0029 (J)	<0.01
8/19/2021					0.0094 (J)				
2/9/2022	<0.01		<0.01	0.00093 (J)					
2/10/2022		<0.01				0.00081 (J)	0.0026 (J)		
2/11/2022					0.0088 (J)			0.003 (J)	<0.01
7/26/2022	<0.01	<0.01	<0.01	0.0039 (J)		0.00096 (J)	0.0029 (J)		
7/27/2022									<0.01
7/28/2022					0.009 (J)			0.0028 (J)	
1/24/2023	<0.01	<0.01	<0.01	0.007 (J)					
1/26/2023					0.0096 (J)	0.00095 (J)	0.002 (J)		<0.01
1/27/2023								0.0025 (J)	
8/15/2023			<0.01						
8/16/2023		<0.01		0.004 (J)		<0.01			<0.01
8/17/2023					0.011		0.0039 (J)	0.0025 (J)	
8/21/2023	<0.01								
1/31/2024			<0.01	0.0026 (J)					
2/1/2024						<0.01	0.0016 (J)	0.002 (J)	<0.01
2/2/2024					0.01				

ND substitution: RL or RL/2 if <15% NDs.

Time Series

Constituent: Molybdenum (mg/L) Analysis Run 6/10/2026 3:08 PM

Plant Bowen Client: Southern Company Data: Bowen AP-1

	BGWA-2 (bg)	BGWA-29 (bg)	BGWA-47D (bg)	BGWA-48D (bg)	BGWC-7	BGWC-8	BGWC-9	BGWC-10	BGWC-12
2/5/2024		<0.01							
2/8/2024	<0.01								
8/15/2024			<0.01	0.0048 (J)					
8/16/2024					0.01	<0.01			
8/19/2024							0.0027 (J)		<0.01
8/20/2024								0.0026 (J)	
8/21/2024	<0.01	<0.01							
2/4/2025			<0.01	0.009 (J)					
2/5/2025						<0.01	<0.01		<0.01
2/6/2025		<0.01			0.011			0.0027 (J)	
2/10/2025	<0.01								
7/31/2025			<0.01	0.0036 (J)		<0.01			
8/4/2025							0.0027 (J)		<0.01
8/5/2025	<0.01				0.011			<0.01	
8/12/2025		<0.01							
2/3/2026			<0.01	0.0029 (J)		<0.01	0.0029 (J)		<0.01
2/4/2026					0.01			0.0023 (J)	
2/5/2026		<0.01							
2/6/2026	<0.01								

ND substitution: RL or RL/2 if <15% NDs.

Time Series

Constituent: Molybdenum (mg/L) Analysis Run 6/10/2026 3:08 PM

Plant Bowen Client: Southern Company Data: Bowen AP-1

	BGWC-14A	BGWC-16	BGWC-17	BGWC-18	BGWC-19	BGWC-20	BGWC-21	BGWC-22	BGWC-23
6/7/2016		<0.01	<0.01						
6/8/2016				<0.01	<0.01	0.011 (J)	0.0027 (J)	0.07	
6/9/2016									0.013 (J)
8/11/2016		<0.01	<0.01						
8/12/2016				<0.01	<0.01	0.0127			
8/18/2016							0.0023 (J)	0.0758	0.0136
10/7/2016		<0.01	<0.01	<0.01	<0.01				
10/10/2016						0.0136	0.0025 (J)	0.0712	0.0134
12/6/2016		<0.01	<0.01	<0.01					
12/7/2016					<0.01	0.0139			0.0128
12/8/2016							<0.01	0.0682	
2/16/2017		<0.01	<0.01	<0.01	<0.01				
2/17/2017						0.0148	<0.01	0.066	
2/20/2017									0.0122
4/18/2017		<0.01							
4/19/2017			<0.01	<0.01	<0.01	0.012	0.0014 (J)		0.0124
4/20/2017								0.0662	
5/30/2017		<0.01	<0.01						
6/1/2017				<0.01	<0.01	0.0125	0.0012 (J)		
6/5/2017								0.071	0.0115
7/14/2017		<0.01	<0.01	<0.01	<0.01				
7/17/2017									0.0131
7/18/2017						0.0155	0.0013 (J)		
7/19/2017								0.0703	
3/27/2018		<0.01	<0.01	<0.01	<0.01				
3/28/2018						0.012	<0.01		
3/29/2018								0.056	0.013
6/12/2018		<0.01							
6/13/2018						0.016			0.013
6/14/2018			<0.01	<0.01			<0.01	0.059	
6/15/2018					<0.01				
10/17/2018			<0.01						
10/18/2018		<0.01		<0.01					
10/19/2018					<0.01		<0.01		
10/22/2018						0.013		0.055	0.013
2/25/2019		<0.01							
2/27/2019			<0.01	<0.01		0.013			
3/1/2019					<0.01			0.039	0.013
4/2/2019		<0.01	<0.01	<0.01					
4/3/2019					0.00023 (J)	0.012	0.0019 (J)	0.039	0.012
5/2/2019								0.043	
9/26/2019		<0.01	<0.01	<0.01	<0.01	0.015			
9/27/2019								0.045	0.012
9/30/2019							0.003 (J)		
2/20/2020		<0.01							
2/24/2020			<0.01	<0.01	<0.01	0.015			
2/25/2020								0.039	0.014
2/26/2020							0.0016 (J)		
3/19/2020		<0.01	<0.01						
3/20/2020				<0.01	<0.01		0.0023 (J)	0.039	
3/23/2020						0.016			0.013
5/22/2020	0.0012 (J)								

ND substitution: RL or RL/2 if <15% NDs.

Time Series

Constituent: Molybdenum (mg/L) Analysis Run 6/10/2026 3:08 PM

Plant Bowen Client: Southern Company Data: Bowen AP-1

	BGWC-14A	BGWC-16	BGWC-17	BGWC-18	BGWC-19	BGWC-20	BGWC-21	BGWC-22	BGWC-23
6/23/2020	<0.01								
7/28/2020	0.00094 (J)								
9/2/2020	0.0013 (J)								
9/24/2020		<0.01	<0.01	<0.01			0.0036 (J)	0.04	0.011
9/28/2020					<0.01	0.018			
10/1/2020	0.0017 (J)								
11/10/2020	0.0016 (J)								
12/15/2020	0.0019 (J)								
1/20/2021	0.0016 (J)								
2/18/2021	0.0045 (J)	<0.01	<0.01	<0.01	<0.01	0.028			
2/19/2021							0.0013 (J)	0.046	0.011
3/24/2021	<0.01	<0.01	<0.01	<0.01					
3/26/2021					<0.01				0.011 (J)
3/29/2021						0.024	0.0021 (J)	0.045	
7/19/2021								0.044	0.011
8/18/2021	0.0011 (J)	<0.01							
8/19/2021			<0.01	<0.01					
8/20/2021					<0.01	0.026	0.003 (J)		
8/23/2021								0.041	0.0098 (J)
11/1/2021								0.043	0.0092 (J)
2/9/2022	<0.01								
2/11/2022		<0.01	<0.01						
2/14/2022									0.0079 (J)
2/15/2022								0.039	
2/16/2022				<0.01	<0.01	0.025	0.005 (J)		
7/26/2022	0.0015 (J)								
7/27/2022		<0.01	<0.01	<0.01	<0.01	0.028			
7/28/2022							0.0042 (J)		
8/1/2022									0.0071 (J)
8/2/2022								0.04	
1/26/2023	0.0016 (J)	<0.01	<0.01	<0.01					
1/27/2023					<0.01		0.003 (J)		
1/30/2023						0.035			
2/2/2023									0.0078 (J)
2/7/2023								0.032	
8/16/2023	0.0016 (J)								
8/17/2023		<0.01	<0.01	<0.01					
8/18/2023					<0.01	0.054			
8/22/2023								0.036	
8/23/2023							0.0027 (J)		0.006 (J)
2/1/2024	0.0018 (J)	<0.01	<0.01						
2/2/2024				<0.01	<0.01				
2/5/2024						0.056	0.004 (J)		
2/8/2024								0.033	0.0056 (J)
8/16/2024	0.0017 (J)								
8/19/2024		<0.01	<0.01	<0.01	<0.01				
8/20/2024						0.067			
8/21/2024								0.029	
8/22/2024							0.0046 (J)		0.0063 (J)
2/5/2025	<0.01								
2/6/2025		<0.01				0.068			
2/7/2025			<0.01	<0.01	<0.01				

ND substitution: RL or RL/2 if <15% NDs.

Time Series

Constituent: Molybdenum (mg/L) Analysis Run 6/10/2026 3:08 PM

Plant Bowen Client: Southern Company Data: Bowen AP-1

	BGWC-14A	BGWC-16	BGWC-17	BGWC-18	BGWC-19	BGWC-20	BGWC-21	BGWC-22	BGWC-23
2/10/2025							0.0049 (J)		
2/11/2025									0.0055 (J)
2/13/2025								0.04	
8/4/2025	<0.01								
8/5/2025		<0.01	<0.01	<0.01					
8/6/2025					<0.01				
8/7/2025						0.062		0.041	
8/11/2025							0.004 (J)		0.0043 (J)
2/4/2026	<0.01	<0.01	<0.01	<0.01			0.0051 (J)		
2/5/2026					<0.01	0.07			
2/6/2026									0.0048 (J)
2/10/2026								0.037	
4/7/2026						0.079 (R)			

ND substitution: RL or RL/2 if <15% NDs.

Time Series

Constituent: Molybdenum (mg/L) Analysis Run 6/10/2026 3:08 PM

Plant Bowen Client: Southern Company Data: Bowen AP-1

	BGWC-24	BGWC-25	BGWC-30	BGWC-31	BGWC-32	BGWC-34D	BGWC-35D	BGWC-36D	BGWC-38D
6/8/2016		0.0064 (J)							
6/9/2016	0.0024 (J)								
8/15/2016		0.0039 (J)							
8/18/2016	0.0034 (J)								
10/10/2016	0.0047 (J)	0.0029 (J)							
12/7/2016	0.0066 (J)								
12/8/2016		<0.01							
1/23/2017			0.0125						
2/7/2017			0.0163						
2/20/2017	0.0026 (J)	0.0024 (J)							
3/27/2017			0.0157						
4/17/2017			0.0178						
4/19/2017	0.002 (J)								
4/20/2017		0.0019 (J)							
5/22/2017			0.0208						
6/1/2017		0.0026 (J)							
6/5/2017	0.0015 (J)		0.0191						
7/11/2017			0.0218						
7/17/2017	0.0013 (J)	0.0024 (J)							
8/23/2017			0.0218						
3/26/2018			0.014						
3/28/2018		<0.01							
3/29/2018	0.0027 (J)								
6/13/2018	<0.01								
6/14/2018		<0.01							
6/15/2018			0.012						
10/17/2018								0.017	
10/18/2018				<0.01					
10/19/2018						0.0021 (J)			
10/22/2018	<0.01	<0.01	0.01		0.0038 (J)		0.033		
11/29/2018							0.03		
1/14/2019								0.013	
3/1/2019	<0.01	<0.01	0.011						
4/2/2019			0.01					0.011	
4/3/2019	0.00095 (J)								
4/4/2019		0.00096 (J)		0.00033 (J)		0.0011 (J)	0.03		
4/5/2019					0.0035 (J)				
5/2/2019									0.11
5/3/2019					0.0048 (J)				
9/24/2019				<0.01		<0.01			
9/26/2019					0.003 (J)		0.033		
9/27/2019			0.0036 (J)					0.013	
9/30/2019	0.00099 (J)	<0.01							
2/25/2020							0.026		
2/26/2020	<0.01	<0.01	0.0023 (J)	<0.01				0.0032 (J)	
2/27/2020					0.0032 (J)	0.001 (J)			0.11
3/23/2020			0.0037 (J)	<0.01				0.0058 (J)	
3/24/2020		<0.01			0.0031 (J)	0.001 (J)			0.12
3/25/2020	<0.01						0.022		
9/2/2020									0.1
9/25/2020	0.00081 (J)		0.0027 (J)		0.003 (J)		0.024		
9/28/2020		<0.01		<0.01		0.00078 (J)		0.0084 (J)	

ND substitution: RL or RL/2 if <15% NDs.

Time Series

Constituent: Molybdenum (mg/L) Analysis Run 6/10/2026 3:08 PM

Plant Bowen Client: Southern Company Data: Bowen AP-1

	BGWC-24	BGWC-25	BGWC-30	BGWC-31	BGWC-32	BGWC-34D	BGWC-35D	BGWC-36D	BGWC-38D
2/19/2021	<0.01					0.0009 (J)			
2/22/2021				<0.01			0.035		
2/23/2021		<0.01			0.0032 (J)				
3/8/2021			0.0031 (J)					0.0083 (J)	
3/9/2021									0.13
3/25/2021			0.0017 (J)					0.013	
3/26/2021	<0.01	<0.01					0.036		
3/29/2021				<0.01					0.13
3/30/2021					0.0037 (J)	0.0011 (J)			
7/19/2021	<0.01								
7/20/2021			0.0018 (J)						
8/19/2021		<0.01	0.0032 (J)						0.076
8/20/2021				<0.01			0.04		
8/23/2021	<0.01							0.014	
8/24/2021						0.00098 (J)			
8/25/2021					0.0038 (J)				
11/1/2021	<0.01		0.0032 (J)						0.081
2/14/2022			0.0048 (J)					0.012	0.097
2/15/2022	<0.01								
2/16/2022		<0.01		<0.01	0.0038 (J)	0.00094 (J)			
2/17/2022							0.039		
7/27/2022		<0.01							
7/28/2022				<0.01		0.0011 (J)	0.036		
7/29/2022					0.0036 (J)			0.0095 (J)	
8/1/2022			0.0047 (J)						
8/2/2022	0.0027 (J)								0.093
10/21/2022	<0.01								
1/27/2023		<0.01		<0.01					
1/30/2023						0.0011 (J)	0.035		
1/31/2023					0.0039 (J)				
2/1/2023	<0.01		0.0058 (J)					0.0083 (J)	
2/7/2023									0.02
8/17/2023		<0.01							
8/18/2023				<0.01	0.0041 (J)	0.0011 (J)			
8/21/2023			0.0048 (J)					0.01	0.04
8/24/2023							0.034		
8/25/2023	<0.01								
1/30/2024	<0.01							0.012	
2/2/2024				<0.01					
2/5/2024		<0.01				0.001 (J)			
2/6/2024			0.0049 (J)						0.09
2/7/2024							0.037		
2/8/2024					0.0043 (J)				
8/19/2024				<0.01					
8/20/2024		<0.01				0.0011 (J)		0.0087 (J)	
8/21/2024	<0.01				0.0045 (J)				
8/22/2024			0.0038 (J)				0.033		0.097
2/5/2025								0.011	
2/6/2025				<0.01		<0.01			
2/10/2025		<0.01	0.0028 (J)						
2/11/2025	<0.01						0.028		0.098
2/12/2025					0.0042 (J)				

ND substitution: RL or RL/2 if <15% NDs.

Time Series

Constituent: Molybdenum (mg/L) Analysis Run 6/10/2026 3:08 PM

Plant Bowen Client: Southern Company Data: Bowen AP-1

	BGWC-24	BGWC-25	BGWC-30	BGWC-31	BGWC-32	BGWC-34D	BGWC-35D	BGWC-36D	BGWC-38D
8/5/2025			0.0048 (J)						
8/6/2025									0.084
8/7/2025		<0.01				<0.01		0.0082 (J)	
8/8/2025				<0.01					
8/11/2025	<0.01						0.025		
8/12/2025					0.004 (J)				
2/2/2026	<0.01								
2/4/2026		<0.01				<0.01			
2/5/2026				<0.01				0.0093 (J)	
2/6/2026					0.0042 (J)		0.028 (J)		
2/9/2026			0.0035 (J)						0.093

ND substitution: RL or RL/2 if <15% NDs.

Time Series

Constituent: Molybdenum (mg/L) Analysis Run 6/10/2026 3:08 PM

Plant Bowen Client: Southern Company Data: Bowen AP-1

	BGWC-40	BGWC-43D	BGWC-49D	BGWC-50D	BGWC-51	BGWC-52	BGWC-53D	PZ-7
2/28/2020	0.0014 (J)							
3/25/2020	0.0012 (J)							
5/4/2020		0.14						
5/20/2020		0.16						
9/3/2020		0.11						
9/29/2020	0.00069 (J)							
1/28/2021					<0.01	0.0038 (J)		
2/22/2021	<0.01							
2/23/2021					<0.01	0.0039 (J)		
3/8/2021		0.2						
3/29/2021		0.21						
3/30/2021	<0.01				0.0027 (J)	0.0035 (J)		
4/19/2021			0.0067 (J)	0.0043 (J)				
7/20/2021		0.24						
8/18/2021				0.0021 (J)				
8/23/2021		0.21			<0.01	0.0038 (J)		
8/24/2021	<0.01		0.0049 (J)					
2/9/2022				0.0032 (J)				
2/14/2022					<0.01	0.0041 (J)		
2/15/2022		0.15						
2/16/2022	<0.01							
2/17/2022			0.0056 (J)					
4/28/2022								<0.01
7/26/2022				0.0029 (J)				
7/28/2022	<0.01					0.0053 (J)		
8/1/2022		0.16	0.0066 (J)		<0.01			
8/2/2022								<0.01
1/25/2023				0.0067 (J)				
1/31/2023	<0.01				<0.01	0.0087 (J)		
2/1/2023			0.0072 (J)					
2/2/2023								<0.01
2/7/2023		0.13						
8/15/2023				0.0041 (J)				
8/18/2023	<0.01							
8/21/2023					<0.01			
8/22/2023			0.0048 (J)			0.0039 (J)		
8/23/2023		0.18						
1/30/2024		0.12						
1/31/2024				0.0041 (J)				
2/5/2024					<0.01	0.004 (J)		
2/6/2024			0.0056 (J)					
2/7/2024	<0.01							
8/16/2024				0.0018 (J)				
8/20/2024	<0.01				<0.01	0.0058 (J)		
8/21/2024		0.12	0.0044 (J)					
8/22/2024								<0.01
12/3/2024							0.0017 (J)	
2/5/2025				0.0038 (J)				
2/6/2025					<0.01			
2/7/2025						0.0028 (J)		<0.01
2/10/2025	<0.01		0.0047 (J)					
2/11/2025		0.14						

ND substitution: RL or RL/2 if <15% NDs.

Time Series

Constituent: Molybdenum (mg/L) Analysis Run 6/10/2026 3:08 PM

Plant Bowen Client: Southern Company Data: Bowen AP-1

	BGWC-40	BGWC-43D	BGWC-49D	BGWC-50D	BGWC-51	BGWC-52	BGWC-53D	PZ-7
2/12/2025							0.0028 (J)	
7/31/2025				<0.01				
8/6/2025			0.0051 (J)					
8/7/2025		0.17						
8/8/2025	<0.01						0.0027 (J)	
8/11/2025						<0.01		<0.01
8/13/2025					<0.01			
2/3/2026				0.003 (J)				
2/4/2026							0.0038 (J)	<0.01
2/5/2026	<0.01				<0.01	0.0089 (J)		
2/6/2026		0.19						
2/9/2026			0.004 (J)					

ND substitution: RL or RL/2 if <15% NDs.

Time Series

Constituent: pH, Field (SU) Analysis Run 6/10/2026 3:08 PM

Plant Bowen Client: Southern Company Data: Bowen AP-1

	BGWA-2 (bg)	BGWA-29 (bg)	BGWA-47D (bg)	BGWA-48D (bg)	BGWC-7	BGWC-8	BGWC-9	BGWC-10	BGWC-12
6/6/2016	7.69						7.46		
6/7/2016						7.55		7.49	7.56
8/9/2016	7.72								
8/10/2016						7.66			
8/11/2016					6.94		7.51		
8/12/2016									7.47
8/16/2016								7.51	
8/22/2016		7.91							
10/3/2016	7.74								
10/4/2016		7.81				7.57			
10/5/2016							7.37		
10/6/2016					6.96				7.26
10/7/2016								7.58	
11/29/2016	7.74								
12/1/2016		8.06							
12/2/2016						7.67			
12/5/2016							7.42		7.58
12/6/2016					7.16			7.44	
1/10/2017		7.97							
2/13/2017	7.63								
2/14/2017		7.89				7.54			
2/15/2017					7.05		7.32		7.32
2/16/2017								7.21	
4/13/2017	7.57								
4/14/2017		7.86				7.63			
4/17/2017							7.23		
4/18/2017					7.17			7.39	7.31
5/25/2017	7.84	8.11							
5/26/2017						7.76	7.29		
6/2/2017					7.17			7.38	7.36
7/7/2017	7.82								
7/10/2017		8.12				7.7			
7/11/2017							7.34		
7/12/2017								7.37	
7/13/2017									7.24
7/14/2017					7.11				
10/9/2017	7.8								
10/10/2017		8.13				7.72	7.28		7.46
10/11/2017					7.19			7.37	
3/26/2018	7.74	7.98				7.71			
3/27/2018					7.13		7.38	7.51	
3/28/2018									7.22
6/12/2018	7.88	8.09				7.71	7.51		
6/13/2018					6.95				
6/14/2018								7.48	7.35
10/16/2018	7.73	7.64				7.74			
10/17/2018							7.34		7.4
10/18/2018					6.84			7.2	
2/25/2019	7.78					7.75			
2/27/2019		8							
2/28/2019					7.05			7.55	7.28
4/1/2019	7.7	7.85				7.57	7.03		7.23

Time Series

Constituent: pH, Field (SU) Analysis Run 6/10/2026 3:08 PM

Plant Bowen Client: Southern Company Data: Bowen AP-1

	BGWA-2 (bg)	BGWA-29 (bg)	BGWA-47D (bg)	BGWA-48D (bg)	BGWC-7	BGWC-8	BGWC-9	BGWC-10	BGWC-12
4/2/2019					6.85			7.54	
5/2/2019	7.71								
9/23/2019	7.58	7.98							
9/24/2019					6.92	7.53	7.14		
9/25/2019								7.37	7.1
2/18/2020	7.67								
2/19/2020		8.01				7.68			
2/20/2020							7.37	7.46	
2/21/2020					7.11				
2/24/2020									7.28
3/18/2020	7.65	8.12				7.73			
3/19/2020					7.1		7.35		7.18
3/23/2020								7.51	
5/22/2020			7.15						
5/25/2020				7.45					
6/23/2020			7	7.46					
7/28/2020			6.98	7.79					
9/2/2020			6.95						
9/3/2020				7.35					
9/23/2020	7.32	8.08				7.67			
9/24/2020							7.34	7.54	
9/25/2020					7.07				7.1
10/1/2020			6.94	7.41					
11/10/2020			6.89	7.17					
12/15/2020			7.04	7.37					
1/20/2021			6.83	7.31					
2/16/2021	7.75	8				7.69			
2/17/2021			6.89	7.21			7.43		
2/18/2021					6.89			7.54	
2/19/2021									7
3/23/2021		8							
3/24/2021						7.65	7.26		7.04
3/25/2021			6.94	7.22					
3/26/2021	7.63								
3/30/2021					7.05			7.41	
8/16/2021	7.46	7.6	6.8	7.13					
8/18/2021						7.7	7.49	7.34	7.09
8/19/2021					6.89				
2/9/2022	7.36		6.86	7.16					
2/10/2022		8.09				7.59	7.28		
2/11/2022					7.04722			7.58	7.18
7/26/2022	7.45	7.92	6.75	7.37		7.63	7.33		
7/27/2022									6.85
7/28/2022					6.96			7.63	
1/24/2023	7.32	7.77	6.72	7.32					
1/26/2023					6.63	7.34	7.04		6.68
1/27/2023								7.02	
8/15/2023			6.62						
8/16/2023		7.3		6.94		7.36			6.7
8/17/2023					6.79		6.79	7.18	
8/21/2023	7.18								
1/31/2024			6.69	7.38					

Time Series

Constituent: pH, Field (SU) Analysis Run 6/10/2026 3:08 PM

Plant Bowen Client: Southern Company Data: Bowen AP-1

	BGWA-2 (bg)	BGWA-29 (bg)	BGWA-47D (bg)	BGWA-48D (bg)	BGWC-7	BGWC-8	BGWC-9	BGWC-10	BGWC-12
2/1/2024						6.98	7.01	7.23	6.46
2/2/2024					6.89				
2/5/2024		7.62							
2/8/2024	7.01								
8/15/2024			6.93	7.56					
8/16/2024					6.84	7.28			
8/19/2024							6.86		6.95
8/20/2024								7.18	
8/21/2024	7.54	7.95							
2/4/2025			6.95	7.55					
2/5/2025						7.64	7.29		6.92
2/6/2025		8.13			7.03			7.51	
2/10/2025	7.54								
7/31/2025			6.81	7.47		7.57			
8/4/2025							7.22		6.87
8/5/2025	7.43				7.01			7.43	
8/12/2025		7.92							
2/3/2026			6.9	7.56		7.47	7.15		6.68
2/4/2026					7.04			7.2	
2/5/2026		7.78							
2/6/2026	7.52								

Time Series

Constituent: pH, Field (SU) Analysis Run 6/10/2026 3:08 PM

Plant Bowen Client: Southern Company Data: Bowen AP-1

	BGWC-14A	BGWC-16	BGWC-17	BGWC-18	BGWC-19	BGWC-20	BGWC-21	BGWC-22	BGWC-23
6/7/2016		6.99	7.41						
6/8/2016				6.93	6.58	7.45	7.88	7.1	
6/9/2016									7.3
8/11/2016		6.93	7.39						
8/12/2016				6.98	6.59	7.18			
8/18/2016							7.86	7.1	7.27
10/7/2016		6.79	7.33	6.91	6.77				
10/10/2016						6.66	7.96	6.77	7.35
12/6/2016		6.95	7.4	7.06					
12/7/2016					6.63	7.46			7.23
12/8/2016							7.82	6.94	
2/16/2017		6.8	7.21	6.62	6.55				
2/17/2017						7.17	7.56	7.02	
2/20/2017									7.17
4/18/2017		6.9							
4/19/2017			7.06	6.75	6.5	7.01	7.42		7.22
4/20/2017								6.95	
5/30/2017		6.99	7.51						
6/1/2017				6.18	6.27	7.18	7.61		
6/5/2017								7.07	7.31
7/14/2017		6.93	7.39	6.68	6.56				
7/17/2017									7.3
7/18/2017						7.2	7.77		
7/19/2017								6.97	
10/11/2017		6.78	7.3	7	6.56	7.1			7.05
10/12/2017							7.65	6.95	
3/27/2018		6.81	7.28	6.41	6.52				
3/28/2018						7.19	7.69		
3/29/2018								6.96	7.06
6/12/2018		7.01							
6/13/2018						7.24			7.19
6/14/2018			7.22	6.61			7.7	6.92	
6/15/2018					6.5				
10/17/2018			7.37						
10/18/2018		6.7		6.67					
10/19/2018					6.38		7.57		
10/22/2018						6.93		6.81	7.11
2/25/2019		6.74							
2/27/2019			7.38	6.58		7.26			
3/1/2019					6.7			6.9	7.16
4/2/2019		6.75	7.22	6.48					
4/3/2019					6.58	7.14	7.69	6.77	7
5/2/2019								6.92	
9/26/2019		6.7	7.32	6.99	6.55	7.1			
9/27/2019								6.79	7.02
9/30/2019							7.7		
2/20/2020		6.48							
2/24/2020			7.16	6.77	6.54	7.17			
2/25/2020								6.72	7.05
2/26/2020							7.55		
3/19/2020		6.6	7.14						
3/20/2020				6.35	6.56		7.69	6.75	

Time Series

Constituent: pH, Field (SU) Analysis Run 6/10/2026 3:08 PM

Plant Bowen Client: Southern Company Data: Bowen AP-1

	BGWC-14A	BGWC-16	BGWC-17	BGWC-18	BGWC-19	BGWC-20	BGWC-21	BGWC-22	BGWC-23
3/23/2020						7.14			6.93
5/22/2020	7.2								
6/23/2020	7.42								
7/28/2020	6.98								
9/2/2020	6.97								
9/24/2020		6.66	7.2	7.05			7.78	6.82	7.09
9/28/2020					6.45	7.26			
10/1/2020	7.08								
11/10/2020	7								
12/15/2020	7.02								
1/20/2021	7.12								
2/18/2021	7.14	6.66	7.33	6.48	6.66	7.35			
2/19/2021							7.64	6.9	7.05
3/24/2021	7.04	6.7	7.27	6.48					
3/26/2021					6.61				6.91
3/29/2021						7.24	7.75	6.71	
7/19/2021								6.67	6.93
8/18/2021	6.86	6.66							
8/19/2021			6.94	6.15					
8/20/2021					6.33	7.07	7.8		
8/23/2021								6.59	6.73
11/1/2021								6.8	6.94
2/9/2022	7.01								
2/11/2022		6.57	7.27						
2/14/2022									7.15
2/15/2022								6.89	
2/16/2022				6.37	6.57	7.31	7.9		
7/26/2022	6.78								
7/27/2022		6.49	7.29	7.02	6.55	7.18			
7/28/2022							7.85		
8/1/2022									7
8/2/2022								6.73	
1/26/2023	6.91	6.56	7.21	6.2					
1/27/2023					6.61		7.76		
1/30/2023						7.18			
2/2/2023									6.8
2/7/2023								6.44	
5/10/2023									6.74
8/16/2023	6.56								
8/17/2023		6.22	6.9	6.23					
8/18/2023					6.43	6.84			
8/22/2023								6.4	
8/23/2023							6.96		6.69
2/1/2024	6.85	6.51	6.87						
2/2/2024				5.77	6.29				
2/5/2024						7.25	6.9		
2/8/2024								6.44	6.56
8/16/2024	6.83								
8/19/2024		6.48	7.26	6.74	6.8				
8/20/2024						7.12			
8/21/2024								6.32	
8/22/2024							7.65		6.7

Time Series

Constituent: pH, Field (SU) Analysis Run 6/10/2026 3:08 PM

Plant Bowen Client: Southern Company Data: Bowen AP-1

	BGWC-14A	BGWC-16	BGWC-17	BGWC-18	BGWC-19	BGWC-20	BGWC-21	BGWC-22	BGWC-23
2/5/2025	6.89								
2/6/2025		6.25				7.16			
2/7/2025			7.11	6.59	6.72				
2/10/2025							7.68		
2/11/2025									6.94
2/13/2025								6.85	
8/4/2025	6.8								
8/5/2025		6.22	7.22	6.8					
8/6/2025					6.7				
8/7/2025						7.16		6.88	
8/11/2025							7.61		7.03
2/4/2026	6.74	6.13	7.14	6.46			7.64		
2/5/2026					6.67	7.22			
2/6/2026									7.02
2/10/2026								6.99	
4/7/2026						7.07 (R)			

Time Series

Constituent: pH, Field (SU) Analysis Run 6/10/2026 3:08 PM

Plant Bowen Client: Southern Company Data: Bowen AP-1

	BGWC-24	BGWC-25	BGWC-30	BGWC-31	BGWC-32	BGWC-34D	BGWC-35D	BGWC-36D	BGWC-38D
6/8/2016		7.95							
6/9/2016	6.83								
8/15/2016		7.66							
8/18/2016	6.88								
10/10/2016	6.95	7.26							
12/7/2016	6.91								
12/8/2016		7.55							
1/23/2017			7.39						
2/7/2017			7.35						
2/20/2017	6.71	7.45							
3/27/2017			7.46						
4/17/2017			7.19						
4/19/2017	6.76								
4/20/2017		7.58							
5/22/2017			7.4						
6/1/2017		7.65							
6/5/2017	6.87		7.69						
7/11/2017			7.29						
7/17/2017	6.65	7.73							
8/23/2017			7.37						
10/10/2017			7.34						
10/11/2017	6.6	7.5							
3/26/2018			7.33						
3/28/2018		7.39							
3/29/2018	6.7								
6/13/2018	6.58								
6/14/2018		7.35							
6/15/2018			7.35						
10/17/2018								7.44	
10/18/2018				7.16					
10/19/2018						7.42			
10/22/2018	6.61	7.25	7.35		7.22		7.15		
3/1/2019	6.57	7.5	7.32						
3/4/2019						7.36			
4/2/2019			7.22					6.48	
4/3/2019	6.57								
4/4/2019		7.38		7.19		7.32	7.2		
4/5/2019					7.24				
5/2/2019									7.32
5/3/2019					7.18				
9/24/2019				7.29		7.32			
9/26/2019					7.31		7.09		
9/27/2019			7.2					7.09	
9/30/2019	6.58	7.36							
11/15/2019					7.19				
2/25/2020							7.06		
2/26/2020	6.6	7.3	7.28	7.09				6.33	
2/27/2020					7.14	7.02			6.49
3/23/2020			7.28	6.72				6.56	
3/24/2020		7.36			7.23	7.14			6.66
3/25/2020	6.58						7.03		
9/2/2020									6.49

Time Series

Constituent: pH, Field (SU) Analysis Run 6/10/2026 3:08 PM

Plant Bowen Client: Southern Company Data: Bowen AP-1

	BGWC-24	BGWC-25	BGWC-30	BGWC-31	BGWC-32	BGWC-34D	BGWC-35D	BGWC-36D	BGWC-38D
9/25/2020	6.56		7.34		7.05		7.03		
9/28/2020		7.35		7.32		7.25		7.29	
2/19/2021	6.66					7.26			
2/22/2021				7.21			7.16		
2/23/2021		7.44			7.08				
3/8/2021			7.44					7.12	
3/9/2021									6.97
3/25/2021			7.21					7.27	
3/26/2021	6.54	7.36					7.02		
3/29/2021				6.97					7.02
3/30/2021					7.07	7.19			
7/19/2021	6.53								
7/20/2021			7.28						
8/19/2021		7.15	7.2						6.42
8/20/2021				7.32			6.86		
8/23/2021	6.44							7.34	
8/24/2021						7.2			
8/25/2021					6.93				
11/1/2021	6.75		7.3						6.55
2/14/2022			7.29					7.23	6.33
2/15/2022	6.66								
2/16/2022		7.3		7.4	7.138505	7.27			
2/17/2022							7.02		
7/27/2022		7.22							
7/28/2022				7.19		6.96	6.98		
7/29/2022					7.15			7.19	
8/1/2022			7.21						
8/2/2022	6.73								6.17
10/21/2022	6.3								
1/27/2023		7.14		6.8					
1/30/2023						7.15	6.75		
1/31/2023					7.18				
2/1/2023	6.68		7.15					6.64	
2/7/2023									5.99
8/17/2023		6.97							
8/18/2023				6.89	6.84	6.62			
8/21/2023			7					6.89	5.74
8/24/2023							6.8		
8/25/2023	6.36								
1/30/2024	6.26							7.15	
2/2/2024				7					
2/5/2024		7.2				7.18			
2/6/2024			6.75						6.3
2/7/2024							6.37		
2/8/2024					7.04				
8/19/2024				7.34					
8/20/2024		7.01				7.14		6.98	
8/21/2024	6.38				7.22				
8/22/2024			7.44				6.74		7.12
2/5/2025								7.41	
2/6/2025				7.28		7.15			
2/10/2025		7.47	7.37						

Time Series

Constituent: pH, Field (SU) Analysis Run 6/10/2026 3:08 PM

Plant Bowen Client: Southern Company Data: Bowen AP-1

	BGWC-24	BGWC-25	BGWC-30	BGWC-31	BGWC-32	BGWC-34D	BGWC-35D	BGWC-36D	BGWC-38D
2/11/2025	6.6						7.1		7.17
2/12/2025					7.28				
8/5/2025			7.34						
8/6/2025									6.85
8/7/2025		7.46				7.13		7.24	
8/8/2025				7.15					
8/11/2025	6.59						6.9		
8/12/2025					7.09				
2/2/2026	6.69								
2/4/2026		7.35				6.91			
2/5/2026				7.11				7.23	
2/6/2026					6.94		7.02		
2/9/2026			7.41						7.18
4/9/2026	6.73 (R)								

Time Series

Constituent: pH, Field (SU) Analysis Run 6/10/2026 3:08 PM

Plant Bowen Client: Southern Company Data: Bowen AP-1

	BGWC-40	BGWC-43D	BGWC-49D	BGWC-50D	BGWC-51	BGWC-52	BGWC-53D	PZ-7
12/16/2019	7.34							
2/28/2020	7.31							
3/25/2020	7.27							
5/4/2020		7.27						
5/20/2020		7.2						
9/3/2020		7.21						
9/29/2020	7.15							
1/28/2021					6.81	7.01		
2/22/2021	7.08							
2/23/2021					6.71	6.95		
3/8/2021		7.08						
3/29/2021		7.02						
3/30/2021	7.04				6.64	6.82		
4/19/2021			7.45	7.54				
7/20/2021		6.79						
8/18/2021				7.17				
8/23/2021		7.05			6.61	6.84		
8/24/2021	7.03		7.33					
2/9/2022				7.6				
2/14/2022					7.11	7.57		
2/15/2022		7.28						
2/16/2022	7.24							
2/17/2022			7.57					
4/28/2022								6.568345
7/26/2022				7.55				
7/28/2022	7.03					7.62		
8/1/2022		7.16	7.3		6.96			
8/2/2022								6.57
1/25/2023				7.03				
1/31/2023	6.86				6.87	7.56		
2/1/2023			7.17					
2/2/2023								6.4
2/7/2023		7.03						
8/15/2023				6.8				
8/18/2023	6.91							
8/21/2023					6.79			
8/22/2023			6.94			7.13		
8/23/2023		6.77						
1/30/2024		6.99						
1/31/2024				6.56				
2/5/2024					6.93	7.21		
2/6/2024			7.22					
2/7/2024	7.19							
4/3/2024		6.74						
8/16/2024				7.32				
8/20/2024	7.25				7.24	7.68		
8/21/2024		7.22	7.35					
8/22/2024								6.91
12/3/2024							7.59	
2/5/2025				7.44				
2/6/2025					7.39			
2/7/2025						7.6		6.76

Time Series

Constituent: pH, Field (SU) Analysis Run 6/10/2026 3:08 PM

Plant Bowen Client: Southern Company Data: Bowen AP-1

	BGWC-40	BGWC-43D	BGWC-49D	BGWC-50D	BGWC-51	BGWC-52	BGWC-53D	PZ-7
2/10/2025	7.2		7.43					
2/11/2025		7.2						
2/12/2025							7.53	
7/31/2025				7.39				
8/6/2025			7.39					
8/7/2025		7.05						
8/8/2025	7.17						7.56	
8/11/2025						7.42		6.95
8/13/2025					7.05			
2/3/2026				7.11				
2/4/2026							7.56	6.86
2/5/2026	6.96				7.12	7.76		
2/6/2026		6.94						
2/9/2026			7.15					

Time Series

Constituent: Selenium (mg/L) Analysis Run 6/10/2026 3:08 PM

Plant Bowen Client: Southern Company Data: Bowen AP-1

	BGWA-2 (bg)	BGWA-29 (bg)	BGWA-47D (bg)	BGWA-48D (bg)	BGWC-7	BGWC-8	BGWC-9	BGWC-10	BGWC-12
6/6/2016	<0.005						0.00031 (J)		
6/7/2016						4.8E-05 (J)		<0.005	<0.005
6/8/2016					<0.005				
8/9/2016	<0.005								
8/10/2016						<0.005			
8/11/2016					<0.005		0.001 (J)		
8/12/2016									<0.005
8/16/2016								<0.005	
8/22/2016		<0.005							
10/3/2016	<0.005								
10/4/2016		<0.005				<0.005			
10/5/2016							0.0017 (J)		
10/6/2016					<0.005				<0.005
10/7/2016								<0.005	
11/29/2016	<0.005								
12/1/2016		<0.005							
12/2/2016						<0.005			
12/5/2016							<0.005		<0.005
12/6/2016					<0.005			<0.005	
1/10/2017		<0.005							
2/13/2017	<0.005								
2/14/2017		<0.005				<0.005			
2/15/2017					<0.005		<0.005		<0.005
2/16/2017								<0.005	
4/13/2017	<0.005								
4/14/2017		<0.005				<0.005			
4/17/2017							<0.005		
4/18/2017					<0.005			<0.005	<0.005
5/25/2017	<0.005	<0.005							
5/26/2017						<0.005	0.0014 (J)		
6/2/2017					<0.005			<0.005	<0.005
7/7/2017	<0.005								
7/10/2017		<0.005				<0.005			
7/11/2017							<0.005		
7/12/2017								<0.005	
7/13/2017									<0.005
7/14/2017					<0.005				
3/26/2018	<0.005	<0.005				<0.005			
3/27/2018					<0.005		<0.005	<0.005	
3/28/2018									<0.005
2/25/2019	<0.005					<0.005			
2/27/2019		<0.005							
2/28/2019					<0.005			<0.005	<0.005
4/1/2019	0.00011 (J)	<0.005				0.00015 (J)	0.0004 (J)		0.0004 (J)
4/2/2019					<0.005			<0.005	
9/23/2019	<0.005	<0.005							
9/24/2019					<0.005	<0.005	<0.005		
9/25/2019								<0.005	<0.005
2/18/2020	<0.005								
2/19/2020		<0.005				<0.005			
2/20/2020							<0.005	<0.005	
2/21/2020					<0.005				

ND substitution: RL or RL/2 if <15% NDs.

Time Series

Constituent: Selenium (mg/L) Analysis Run 6/10/2026 3:08 PM

Plant Bowen Client: Southern Company Data: Bowen AP-1

	BGWA-2 (bg)	BGWA-29 (bg)	BGWA-47D (bg)	BGWA-48D (bg)	BGWC-7	BGWC-8	BGWC-9	BGWC-10	BGWC-12
2/24/2020									<0.005
3/18/2020	<0.005	<0.005				<0.005			
3/19/2020					<0.005		0.0015 (J)		<0.005
3/23/2020								<0.005	
5/22/2020			0.0013 (J)						
5/25/2020				<0.005					
6/23/2020			<0.005	<0.005					
7/28/2020			<0.005	<0.005					
9/2/2020			<0.005						
9/3/2020				<0.005					
9/23/2020	<0.005	<0.005				<0.005			
9/24/2020							<0.005	<0.005	
9/25/2020					<0.005				<0.005
10/1/2020			0.0018 (J)	<0.005					
11/10/2020			<0.005	<0.005					
12/15/2020			0.0018 (J)	<0.005					
1/20/2021			<0.005	<0.005					
2/16/2021	<0.005	<0.005				<0.005			
2/17/2021			<0.005	<0.005			<0.005		
2/18/2021					<0.005			<0.005	
2/19/2021									<0.005
3/23/2021		<0.005							
3/24/2021						<0.005	<0.005		<0.005
3/25/2021			0.002 (J)	<0.005					
3/26/2021	<0.005								
3/30/2021					<0.005			<0.005	
8/16/2021	<0.005	<0.005	0.002 (J)	<0.005					
8/18/2021						<0.005	0.0014 (J)	<0.005	<0.005
8/19/2021					<0.005				
2/9/2022	<0.005		0.0021 (J)	<0.005					
2/10/2022		<0.005				<0.005	<0.005		
2/11/2022					<0.005			<0.005	<0.005
7/26/2022	<0.005	<0.005	0.0021 (J)	<0.005		<0.005	0.0015 (J)		
7/27/2022									<0.005
7/28/2022					<0.005			<0.005	
1/24/2023	<0.005	<0.005	0.0015 (J)	<0.005					
1/26/2023					<0.005	<0.005	0.0015 (J)		<0.005
1/27/2023								<0.005	
8/15/2023			0.0015 (J)						
8/16/2023		<0.005		<0.005		<0.005			<0.005
8/17/2023					<0.005		0.0015 (J)	<0.005	
8/21/2023	<0.005								
1/31/2024			0.0015 (J)	<0.005					
2/1/2024						<0.005	0.0011 (J)	<0.005	<0.005
2/2/2024					<0.005				
2/5/2024		<0.005							
2/8/2024	<0.005								
8/15/2024			0.0017 (J)	<0.005					
8/16/2024					<0.005	<0.005			
8/19/2024							0.0012 (J)		<0.005
8/20/2024								<0.005	
8/21/2024	<0.005	<0.005							

ND substitution: RL or RL/2 if <15% NDs.

Time Series

Constituent: Selenium (mg/L) Analysis Run 6/10/2026 3:08 PM

Plant Bowen Client: Southern Company Data: Bowen AP-1

	BGWA-2 (bg)	BGWA-29 (bg)	BGWA-47D (bg)	BGWA-48D (bg)	BGWC-7	BGWC-8	BGWC-9	BGWC-10	BGWC-12
2/4/2025			0.0019 (J)	<0.005					
2/5/2025						<0.005	0.0016 (J)		<0.005
2/6/2025		<0.005			<0.005			<0.005	
2/10/2025	<0.005								
7/31/2025			0.0022 (J)	<0.005		<0.005			
8/4/2025							<0.005		<0.005
8/5/2025	<0.005				<0.005			<0.005	
8/12/2025		<0.005							
2/3/2026			0.0022 (J)	<0.005		<0.005	0.0013 (J)		0.001 (J)
2/4/2026					<0.005			<0.005	
2/5/2026		<0.005							
2/6/2026	0.00052 (J)								

ND substitution: RL or RL/2 if <15% NDs.

Time Series

Constituent: Selenium (mg/L) Analysis Run 6/10/2026 3:08 PM

Plant Bowen Client: Southern Company Data: Bowen AP-1

	BGWC-14A	BGWC-16	BGWC-17	BGWC-18	BGWC-19	BGWC-20	BGWC-21	BGWC-22	BGWC-23
6/7/2016		<0.005	0.0004 (J)						
6/8/2016				<0.005	0.00043 (J)	<0.005	<0.005	<0.005	
6/9/2016									<0.005
8/11/2016		<0.005	<0.005						
8/12/2016				<0.005	<0.005	<0.005			
8/18/2016							<0.005	<0.005	<0.005
10/7/2016		<0.005	<0.005	<0.005	<0.005				
10/10/2016						<0.005	0.001 (J)	<0.005	<0.005
12/6/2016		<0.005	<0.005	<0.005					
12/7/2016					<0.005	0.0037 (J)			0.0176
12/8/2016							<0.005	0.012	
2/16/2017		0.0012 (J)	<0.005	<0.005	<0.005				
2/17/2017						<0.005	<0.005	<0.005	
2/20/2017									<0.005
4/18/2017		<0.005							
4/19/2017			<0.005	<0.005	<0.005	<0.005	<0.005		<0.005
4/20/2017								<0.005	
5/30/2017		<0.005	<0.005						
6/1/2017				<0.005	<0.005	<0.005	<0.005		
6/5/2017								0.0018 (J)	<0.005
7/14/2017		<0.005	<0.005	<0.005	<0.005				
7/17/2017									<0.005
7/18/2017						<0.005	<0.005		
7/19/2017								<0.005	
3/27/2018		<0.005	<0.005	<0.005	<0.005				
3/28/2018						<0.005	<0.005		
3/29/2018								<0.005	<0.005
2/25/2019		<0.005							
2/27/2019			<0.005	<0.005		<0.005			
3/1/2019					<0.005			<0.005	<0.005
4/2/2019		0.0006 (J)	0.00077 (J)	0.001 (J)					
4/3/2019					0.00058 (J)	<0.005	0.00012 (J)	<0.005	<0.005
9/26/2019		<0.005	<0.005	<0.005	<0.005	<0.005			
9/27/2019								<0.005	<0.005
9/30/2019							<0.005		
2/20/2020		0.0026 (J)							
2/24/2020			0.0013 (J)	<0.005	0.0013 (J)	<0.005			
2/25/2020								<0.005	0.002 (J)
2/26/2020							<0.005		
3/19/2020		0.0019 (J)	0.0022 (J)						
3/20/2020				<0.005	<0.005		<0.005	<0.005	
3/23/2020						<0.005			<0.005
5/22/2020	0.0014 (J)								
6/23/2020	<0.005								
7/28/2020	<0.005								
9/2/2020	<0.005								
9/24/2020		0.003 (J)	<0.005	<0.005			<0.005	0.0026 (J)	<0.005
9/28/2020					<0.005	<0.005			
10/1/2020	<0.005								
11/10/2020	<0.005								
12/15/2020	<0.005								
1/20/2021	<0.005								

ND substitution: RL or RL/2 if <15% NDs.

Time Series

Constituent: Selenium (mg/L) Analysis Run 6/10/2026 3:08 PM

Plant Bowen Client: Southern Company Data: Bowen AP-1

	BGWC-14A	BGWC-16	BGWC-17	BGWC-18	BGWC-19	BGWC-20	BGWC-21	BGWC-22	BGWC-23
2/18/2021	<0.005	0.0017 (J)	<0.005	<0.005	<0.005	<0.005			
2/19/2021							<0.005	<0.005	<0.005
3/24/2021	<0.005	0.0017 (J)	<0.005	<0.005					
3/26/2021					<0.005				<0.005
3/29/2021						<0.005	<0.005	<0.005	
8/18/2021	<0.005	<0.005							
8/19/2021			<0.005	<0.005					
8/20/2021					<0.005	<0.005	<0.005		
8/23/2021								<0.005	<0.005
2/9/2022	<0.005								
2/11/2022		<0.005	<0.005						
2/14/2022									<0.005
2/15/2022								<0.005	
2/16/2022				<0.005	<0.005	<0.005	<0.005		
7/26/2022	<0.005								
7/27/2022		0.0018 (J)	<0.005	<0.005	<0.005	<0.005			
7/28/2022							<0.005		
8/1/2022									<0.005
8/2/2022								<0.005	
1/26/2023	<0.005	0.0024 (J)	<0.005	0.0022 (J)					
1/27/2023					<0.005		<0.005		
1/30/2023						<0.005			
2/2/2023									0.0019 (J)
2/7/2023								0.0016 (J)	
8/16/2023	<0.005								
8/17/2023		0.0015 (J)	<0.005	<0.005					
8/18/2023					<0.005	<0.005			
8/22/2023								0.0017 (J)	
8/23/2023							<0.005		<0.005
2/1/2024	<0.005	0.0034 (J)	<0.005						
2/2/2024				0.0024 (J)	0.0013 (J)				
2/5/2024						<0.005	<0.005		
2/8/2024								0.0012 (J)	<0.005
8/16/2024	<0.005								
8/19/2024		0.0013 (J)	<0.005	0.0013 (J)	<0.005				
8/20/2024						<0.005			
8/21/2024								<0.005	
8/22/2024							<0.005		<0.005
2/5/2025	<0.005								
2/6/2025		0.0036 (J)				0.002 (J)			
2/7/2025			<0.005	<0.005	<0.005				
2/10/2025							<0.005		
2/11/2025									0.0015 (J)
2/13/2025								0.002 (J)	
8/4/2025	<0.005								
8/5/2025		<0.005	<0.005	<0.005					
8/6/2025					<0.005				
8/7/2025						0.0022 (J)		0.0025 (J)	
8/11/2025							<0.005		0.0034 (JM1)
2/4/2026	0.00064 (J)	0.0022 (J)	<0.005	0.0016 (J)			<0.005		
2/5/2026					0.00082 (J)	0.0016 (J)			
2/6/2026									0.0039 (J)

ND substitution: RL or RL/2 if <15% NDs.

Time Series

Constituent: Selenium (mg/L) Analysis Run 6/10/2026 3:08 PM

Plant Bowen Client: Southern Company Data: Bowen AP-1

	BGWC-14A	BGWC-16	BGWC-17	BGWC-18	BGWC-19	BGWC-20	BGWC-21	BGWC-22	BGWC-23
2/10/2026								0.0018 (J)	
4/7/2026						0.0011 (JR)			

Time Series

Constituent: Selenium (mg/L) Analysis Run 6/10/2026 3:08 PM

Plant Bowen Client: Southern Company Data: Bowen AP-1

	BGWC-24	BGWC-25	BGWC-30	BGWC-31	BGWC-32	BGWC-34D	BGWC-35D	BGWC-36D	BGWC-38D
6/8/2016		<0.005							
6/9/2016	0.00099 (J)								
8/15/2016		<0.005							
8/18/2016	0.0023 (J)								
10/10/2016	0.004 (J)	<0.005							
12/7/2016	0.0302								
12/8/2016		<0.005							
1/23/2017			0.015						
2/7/2017			0.0114						
2/20/2017	0.0044 (J)	<0.005							
3/27/2017			0.0092 (J)						
4/17/2017			0.0082 (J)						
4/19/2017	0.0046 (J)								
4/20/2017		<0.005							
5/22/2017			0.0094 (J)						
6/1/2017		<0.005							
6/5/2017	0.0033 (J)		0.0118						
7/11/2017			0.012						
7/17/2017	0.0052 (J)	<0.005							
8/23/2017			0.0097 (J)						
3/26/2018			<0.005						
3/28/2018		<0.005							
3/29/2018	<0.005								
3/1/2019	<0.005	<0.005	0.01 (J)						
4/2/2019			0.0092 (J)					0.014	
4/3/2019	0.0038 (J)								
4/4/2019		<0.005		8E-05 (J)		0.0001 (J)	<0.005		
4/5/2019					0.00015 (J)				
9/24/2019				<0.005		<0.005			
9/26/2019					<0.005		<0.005		
9/27/2019			0.0033 (J)					0.0071 (J)	
9/30/2019	0.0065 (J)	<0.005							
2/25/2020							<0.005		
2/26/2020	0.0077 (J)	<0.005	<0.005	<0.005				0.0029 (J)	
2/27/2020					<0.005	<0.005			<0.005
3/23/2020			0.0041 (J)	<0.005				0.0033 (J)	
3/24/2020		<0.005			<0.005	<0.005			<0.005
3/25/2020	0.0067 (J)						<0.005		
9/2/2020									0.003 (J)
9/25/2020	0.01		0.0035 (J)		<0.005		<0.005		
9/28/2020		<0.005		<0.005		<0.005		0.0076 (J)	
2/19/2021	0.0065					<0.005			
2/22/2021				<0.005			<0.005		
2/23/2021		<0.005			<0.005				
3/8/2021			0.0048 (J)					0.011	
3/9/2021									0.005
3/25/2021			0.0021 (J)					0.012	
3/26/2021	<0.005	<0.005					<0.005		
3/29/2021				<0.005					<0.005
3/30/2021					<0.005	<0.005			
8/19/2021		<0.005	0.0052						<0.005
8/20/2021				<0.005			<0.005		

ND substitution: RL or RL/2 if <15% NDs.

Time Series

Constituent: Selenium (mg/L) Analysis Run 6/10/2026 3:08 PM

Plant Bowen Client: Southern Company Data: Bowen AP-1

	BGWC-24	BGWC-25	BGWC-30	BGWC-31	BGWC-32	BGWC-34D	BGWC-35D	BGWC-36D	BGWC-38D
8/23/2021	0.0045 (J)							0.0086	
8/24/2021						<0.005			
8/25/2021					<0.005				
2/14/2022			0.0084					0.011	<0.005
2/15/2022	0.0055								
2/16/2022		<0.005		<0.005	<0.005	<0.005			
2/17/2022							<0.005		
7/27/2022		<0.005							
7/28/2022				<0.005		<0.005	<0.005		
7/29/2022					<0.005			0.011	
8/1/2022			0.0074						
8/2/2022	0.0027 (J)								<0.005
10/21/2022	0.0045 (J)								
1/27/2023		<0.005		<0.005					
1/30/2023						<0.005	<0.005		
1/31/2023					<0.005				
2/1/2023	0.006		0.01					0.0098	
2/7/2023									<0.005
8/17/2023		<0.005							
8/18/2023				<0.005	<0.005	<0.005			
8/21/2023			0.0065					0.014	0.0019 (J)
8/24/2023							<0.005		
8/25/2023	0.0049 (J)								
1/30/2024	0.0054							0.013	
2/2/2024				<0.005					
2/5/2024		<0.005				<0.005			
2/6/2024			0.0093						0.0039 (J)
2/7/2024							<0.005		
2/8/2024					<0.005				
8/19/2024				<0.005					
8/20/2024		<0.005				<0.005		0.012	
8/21/2024	0.004 (J)				<0.005				
8/22/2024			0.0032 (J)				<0.005		0.0044 (J)
2/5/2025								0.016	
2/6/2025				<0.005		<0.005			
2/10/2025		<0.005	0.0024 (J)						
2/11/2025	0.007						0.0034 (J)		0.0045 (J)
2/12/2025					<0.005				
8/5/2025			0.0053						
8/6/2025									0.011
8/7/2025		<0.005				<0.005		0.012	
8/8/2025				<0.005					
8/11/2025	0.0083						0.0078		
8/12/2025					0.0013 (J)				
2/2/2026	0.012								
2/4/2026		<0.005				<0.005			
2/5/2026				<0.005				0.015	
2/6/2026					0.0027 (J)		0.0085 (J)		
2/9/2026			0.0041 (J)						0.0092

ND substitution: RL or RL/2 if <15% NDs.

Time Series

Constituent: Selenium (mg/L) Analysis Run 6/10/2026 3:08 PM

Plant Bowen Client: Southern Company Data: Bowen AP-1

	BGWC-40	BGWC-43D	BGWC-49D	BGWC-50D	BGWC-51	BGWC-52	BGWC-53D	PZ-7
2/28/2020	0.0018 (J)							
3/25/2020	0.0039 (J)							
9/3/2020		0.0028 (J)						
9/29/2020	0.005 (J)							
1/28/2021					0.014	<0.005		
2/22/2021	0.0094							
2/23/2021					0.013	0.0016 (J)		
3/8/2021		<0.005						
3/29/2021		<0.005						
3/30/2021	0.0098				0.01 (J)	<0.005		
4/19/2021			<0.005	<0.005				
8/18/2021				<0.005				
8/23/2021		<0.005			0.013	<0.005		
8/24/2021	0.0096		<0.005					
2/9/2022				<0.005				
2/14/2022					0.0042 (J)	0.0018 (J)		
2/15/2022		<0.005						
2/16/2022	0.0084							
2/17/2022			<0.005					
4/28/2022								<0.005
7/26/2022				<0.005				
7/28/2022	0.007					<0.005		
8/1/2022		<0.005	<0.005		0.0036 (J)			
8/2/2022								<0.005
1/25/2023				<0.005				
1/31/2023	0.0097				0.0058	<0.005		
2/1/2023			<0.005					
2/2/2023								<0.005
2/7/2023		<0.005						
8/15/2023				<0.005				
8/18/2023	0.0082							
8/21/2023					0.0097			
8/22/2023			<0.005			0.0039 (J)		
8/23/2023		<0.005						
1/30/2024		0.0055						
1/31/2024				<0.005				
2/5/2024					0.004 (J)	0.0014 (J)		
2/6/2024			<0.005					
2/7/2024	0.0091							
8/16/2024				<0.005				
8/20/2024	0.0066				0.0049 (J)	0.0022 (J)		
8/21/2024		0.001 (J)	<0.005					
8/22/2024								<0.005
12/3/2024							<0.005	
2/5/2025				<0.005				
2/6/2025					0.0056			
2/7/2025						0.0043 (J)		<0.005
2/10/2025	0.0067		0.0015 (J)					
2/11/2025		0.0019 (J)						
2/12/2025							<0.005	
7/31/2025				<0.005				
8/6/2025			0.005					

ND substitution: RL or RL/2 if <15% NDs.

Time Series

Constituent: Selenium (mg/L) Analysis Run 6/10/2026 3:08 PM

Plant Bowen Client: Southern Company Data: Bowen AP-1

	BGWC-40	BGWC-43D	BGWC-49D	BGWC-50D	BGWC-51	BGWC-52	BGWC-53D	PZ-7
8/7/2025		0.003 (J)						
8/8/2025	0.0066						<0.005	
8/11/2025						0.0031 (J)		<0.005
8/13/2025					0.0062			
2/3/2026				<0.005				
2/4/2026							0.00071 (J)	<0.005
2/5/2026	0.0076				0.0052	0.0041 (J)		
2/6/2026		0.0039 (J)						
2/9/2026			0.0054					

ND substitution: RL or RL/2 if <15% NDs.

Time Series

Constituent: Sulfate (mg/L) Analysis Run 6/10/2026 3:08 PM

Plant Bowen Client: Southern Company Data: Bowen AP-1

	BGWA-2 (bg)	BGWA-29 (bg)	BGWA-47D (bg)	BGWA-48D (bg)	BGWC-7	BGWC-8	BGWC-9	BGWC-10	BGWC-12
6/6/2016	8						100		
6/7/2016						26		99	190
6/8/2016					410				
8/9/2016	6.5								
8/10/2016						29			
8/11/2016					460		110		
8/12/2016									180
8/16/2016								110	
8/22/2016		4.2							
10/3/2016	5.7								
10/4/2016		6.4				40			
10/5/2016							120		
10/6/2016					440				200
10/7/2016								110	
11/29/2016	5.2								
12/1/2016		7.8							
12/2/2016						37			
12/5/2016							130		130
12/6/2016					470			110	
1/10/2017		4.5							
2/13/2017	6.4								
2/14/2017		5.1				45			
2/15/2017					510		120		190
2/16/2017								110	
4/13/2017	4.9								
4/14/2017		4.4				27			
4/17/2017							110		
4/18/2017					450			110	220
5/25/2017	5.7	4.2							
5/26/2017						34	110		
6/2/2017					470			110	250
7/7/2017	6.3								
7/10/2017		3.5				28			
7/11/2017							110		
7/12/2017								110	
7/13/2017									250
7/14/2017					230				
10/9/2017	6.1								
10/10/2017		3.3				30	110		210
10/11/2017					480			110	
6/12/2018	8.3	6.8				35.2	80.6		
6/13/2018					419				
6/14/2018								110	275
10/16/2018	8.9	7.6				53			
10/17/2018							117		336
10/18/2018					438			122	
4/1/2019	10.8	5.2				30.5	81.4		239
4/2/2019					334			105	
5/2/2019	11.2								
9/23/2019	9	6.6							
9/24/2019					266	36.5	89		
9/25/2019								93.7	205

Time Series

Constituent: Sulfate (mg/L) Analysis Run 6/10/2026 3:08 PM

Plant Bowen Client: Southern Company Data: Bowen AP-1

	BGWA-2 (bg)	BGWA-29 (bg)	BGWA-47D (bg)	BGWA-48D (bg)	BGWC-7	BGWC-8	BGWC-9	BGWC-10	BGWC-12
2/19/2020		1.6							
3/18/2020	11.7	3.7				34.3			
3/19/2020					287		74.3		255
3/23/2020								95.6	
5/22/2020			53.5						
5/25/2020				43.3					
6/23/2020			64.5	59.7					
7/28/2020			65.7	15.8					
9/2/2020			70.2						
9/3/2020				24.4					
9/23/2020	12.9	5.3				33.5			
9/24/2020							84.8	98.6	
9/25/2020					298				320
10/1/2020			70.2	26.6					
11/10/2020			68.9	24.1					
12/15/2020			78	28.3					
1/20/2021			73.4	26.1					
3/23/2021		4.6							
3/24/2021						24.2	70.5		301
3/25/2021			74.5	22					
3/26/2021	12.8								
3/30/2021					290			104	
8/16/2021	12.7	4.8	74.5	6.7					
8/18/2021						34	71.7	97.9	326
8/19/2021					237				
2/9/2022	13.5		72.7	19.1					
2/10/2022		1.9				27.2	70		
2/11/2022					225			86.1	343
7/26/2022	13.2	3.6	74.9	20.8		31.6	88		
7/27/2022									419
7/28/2022					268			105	
1/24/2023	12.5	1.4	67.2	22.4					
1/26/2023					253	24.3	63.6		463
1/27/2023								97.3	
8/15/2023			65.7						
8/16/2023		3.8		23		21			398
8/17/2023					207		87.3	95	
8/21/2023	14.4								
1/31/2024			69.1	54.2					
2/1/2024						21.4	78	96.9	495
2/2/2024					181				
2/5/2024		1.3							
2/8/2024	13.8								
8/15/2024			66.1	45.3					
8/16/2024					165	15.1			
8/19/2024							87		419
8/20/2024								92.6	
8/21/2024	14.3	3.3							
2/4/2025			65.4	44					
2/5/2025						11.6	80		456
2/6/2025		2.2			147			89.8	
2/10/2025	14.7								

Time Series

Constituent: Sulfate (mg/L) Analysis Run 6/10/2026 3:08 PM

Plant Bowen Client: Southern Company Data: Bowen AP-1

	BGWA-2 (bg)	BGWA-29 (bg)	BGWA-47D (bg)	BGWA-48D (bg)	BGWC-7	BGWC-8	BGWC-9	BGWC-10	BGWC-12
7/31/2025			64.8	59.2		16.2			
8/4/2025							80.3 (M1)		420
8/5/2025	13.4				152			95.9	
8/12/2025		2.8							
2/3/2026			63.9	87		15.9	98.4		520
2/4/2026					154			103	
2/5/2026		1.9							
2/6/2026	17.8								

Time Series

Constituent: Sulfate (mg/L) Analysis Run 6/10/2026 3:08 PM

Plant Bowen Client: Southern Company Data: Bowen AP-1

	BGWC-14A	BGWC-16	BGWC-17	BGWC-18	BGWC-19	BGWC-20	BGWC-21	BGWC-22	BGWC-23
6/7/2016		240	120						
6/8/2016				120	110	530	75	660	
6/9/2016									510
8/11/2016		250	110						
8/12/2016				81	110	530			
8/18/2016							66	730	480
10/7/2016		260	150	140	150				
10/10/2016						600	57	650	460
12/6/2016		280	130	160					
12/7/2016					97	580			490
12/8/2016							68	660	
2/16/2017		380	120	92	130				
2/17/2017						710	57	740	
2/20/2017									520
4/18/2017		290							
4/19/2017			110	80	140	610	52		490
4/20/2017								990	
5/30/2017		260	110						
6/1/2017				73	70	550	55		
6/5/2017								700	480
7/14/2017		260	110	78	110				
7/17/2017									510
7/18/2017						590	50		
7/19/2017								720	
10/11/2017		270	120	83	93	550			510
10/12/2017							48	780	
6/12/2018		246							
6/13/2018						541			586
6/14/2018			106	74.6			48.1	738	
6/15/2018					78.3				
10/17/2018			118						
10/18/2018		276		89.3					
10/19/2018					114		57.2		
10/22/2018						604		846	590
4/2/2019		272	86.9	70.1					
4/3/2019					90.6	593	61.9	720	603
5/2/2019								827	
9/26/2019		288	219	114	130	498			
9/27/2019								905	721
9/30/2019							54.5		
2/25/2020								472	
3/19/2020		311	90.5						
3/20/2020				75.9	76.9		57.8	610	
3/23/2020						494			612
5/22/2020	92.6								
6/23/2020	88.7								
7/28/2020	300								
9/2/2020	360								
9/24/2020		338	156	69.9			57.8	864	676
9/28/2020					70.3	578			
10/1/2020	382								
11/10/2020	354								

Time Series

Constituent: Sulfate (mg/L) Analysis Run 6/10/2026 3:08 PM

Plant Bowen Client: Southern Company Data: Bowen AP-1

	BGWC-14A	BGWC-16	BGWC-17	BGWC-18	BGWC-19	BGWC-20	BGWC-21	BGWC-22	BGWC-23
12/15/2020	406								
1/20/2021	299								
3/24/2021	115	317	93.7	67.3					
3/26/2021					66.8				679
3/29/2021						504	55.2	772	
7/19/2021								506	335
8/18/2021	375	297							
8/19/2021			91.7	56.4					
8/20/2021					47.5	550	54.6		
8/23/2021								848	628
11/1/2021								690	410
2/9/2022	130								
2/11/2022		358	88.7						
2/14/2022									622
2/15/2022								789	
2/16/2022				61.5	79.6	555	48.7		
7/26/2022	486								
7/27/2022		496	118	55.5	82.7	617			
7/28/2022							55.3		
8/1/2022									528
8/2/2022								762	
1/26/2023	213	490	110	58.3					
1/27/2023					38.2		55.3		
1/30/2023						622			
2/2/2023									514
2/7/2023								707	
8/16/2023	486								
8/17/2023		453	116	60.8					
8/18/2023					66	612			
8/22/2023								748	
8/23/2023							46.4		320
2/1/2024	483	551	132						
2/2/2024				57.9	48.2				
2/5/2024						649	50.7		
2/8/2024								549	368
8/16/2024	492								
8/19/2024		519	138	63	<1				
8/20/2024						623			
8/21/2024								537	
8/22/2024							56.5		426
2/5/2025	440								
2/6/2025		455				573			
2/7/2025			119	62	91				
2/10/2025							51.6		
2/11/2025									218
2/13/2025								356	
8/4/2025	434								
8/5/2025		400	132 (M1)	56.9 (M1)					
8/6/2025					111				
8/7/2025						585		305	
8/11/2025							52.2 (R1M1)		214
2/4/2026	542	470	128	56.5			52.2		

ND substitution: RL or RL/2 if <15% NDs.

Time Series

Constituent: Sulfate (mg/L) Analysis Run 6/10/2026 3:08 PM

Plant Bowen Client: Southern Company Data: Bowen AP-1

	BGWC-14A	BGWC-16	BGWC-17	BGWC-18	BGWC-19	BGWC-20	BGWC-21	BGWC-22	BGWC-23
2/5/2026					67.3	638			
2/6/2026									204
2/10/2026								220	

Time Series

Constituent: Sulfate (mg/L) Analysis Run 6/10/2026 3:08 PM

Plant Bowen Client: Southern Company Data: Bowen AP-1

	BGWC-24	BGWC-25	BGWC-30	BGWC-31	BGWC-32	BGWC-34D	BGWC-35D	BGWC-36D	BGWC-38D
6/8/2016		10							
6/9/2016	730								
8/15/2016		10							
8/18/2016	580								
10/10/2016	520	10							
12/7/2016	370								
12/8/2016		13							
1/23/2017			410						
2/7/2017			410						
2/20/2017	610	24							
3/27/2017			410						
4/17/2017			400						
4/19/2017	600								
4/20/2017		26							
5/22/2017			460						
6/1/2017		29							
6/5/2017	700		440						
7/11/2017			420						
7/17/2017	670	25							
8/23/2017			390						
10/10/2017			420						
10/11/2017	510	12							
6/13/2018	689								
6/14/2018		10							
6/15/2018			174						
10/17/2018								277	
10/18/2018				199					
10/19/2018						106			
10/22/2018	723	8.1	204		350		626		
4/2/2019			153					192	
4/3/2019	648								
4/4/2019		11.4		105		88	643		
4/5/2019					312				
5/3/2019					304				
9/24/2019				97.2		80.7			
9/26/2019					336		517		
9/27/2019			51.7					191	
9/30/2019	758	10.7							
11/15/2019					413				
2/25/2020							424		
2/26/2020			42.6					90.4	
2/27/2020									228
3/23/2020			55.7	99.6				98.7	
3/24/2020		18.8			232	95.5			275
3/25/2020	603						272		
9/2/2020									188
9/25/2020	613		53.6		393		394		
9/28/2020		8.8		115		115		135	
3/25/2021			28.1					137	
3/26/2021	515	21.3					647		
3/29/2021				35.9					136
3/30/2021					368	127			

Time Series

Constituent: Sulfate (mg/L) Analysis Run 6/10/2026 3:08 PM

Plant Bowen Client: Southern Company Data: Bowen AP-1

	BGWC-24	BGWC-25	BGWC-30	BGWC-31	BGWC-32	BGWC-34D	BGWC-35D	BGWC-36D	BGWC-38D
7/19/2021	194								
7/20/2021			37.2						
8/19/2021		10.2	58.2						90.7
8/20/2021				121			452		
8/23/2021	527							141	
8/24/2021						132			
8/25/2021					285				
11/1/2021	225		65.5						110
2/14/2022			74.4					122	139
2/15/2022	473								
2/16/2022		13.7		118	265	129			
2/17/2022							551		
7/27/2022		12.6							
7/28/2022				131		158	600		
7/29/2022					298			138	
8/1/2022			63.3						
8/2/2022	52.8								140
10/21/2022	389								
1/27/2023		24.1		126					
1/30/2023						163	687		
1/31/2023					300				
2/1/2023	395		75.5					118	
2/7/2023									42.6
8/17/2023		20.2							
8/18/2023				119	189	143			
8/21/2023			54					117	96.3
8/24/2023							630		
8/25/2023	337								
1/30/2024	324							126	
2/2/2024				120					
2/5/2024		34.6				154			
2/6/2024			64.2						195
2/7/2024							623		
2/8/2024					189				
8/19/2024				111					
8/20/2024		42				157		106	
8/21/2024	242				161				
8/22/2024			32.9				556		173
2/5/2025								98.4	
2/6/2025				110		146			
2/10/2025		42.4	29.4						
2/11/2025	229						298		159
2/12/2025					134				
8/5/2025			48.7						
8/6/2025									143
8/7/2025		40.7				157		96.6	
8/8/2025				114					
8/11/2025	267						472		
8/12/2025					157 (M1)				
2/2/2026	256								
2/4/2026		44.9				178			
2/5/2026				121				112	

Time Series

Constituent: Sulfate (mg/L) Analysis Run 6/10/2026 3:08 PM

Plant Bowen Client: Southern Company Data: Bowen AP-1

	BGWC-24	BGWC-25	BGWC-30	BGWC-31	BGWC-32	BGWC-34D	BGWC-35D	BGWC-36D	BGWC-38D
2/6/2026					162		466		
2/9/2026			36.9						168

Time Series

Constituent: Sulfate (mg/L) Analysis Run 6/10/2026 3:08 PM

Plant Bowen Client: Southern Company Data: Bowen AP-1

	BGWC-40	BGWC-43D	BGWC-49D	BGWC-50D	BGWC-51	BGWC-52	BGWC-53D	PZ-7
12/16/2019	60.4							
3/25/2020	112							
5/4/2020		333						
5/20/2020		342						
9/3/2020		358						
9/29/2020	130							
1/28/2021					562	308		
2/23/2021					536	320		
3/29/2021		301						
3/30/2021	144				636	347		
4/19/2021			223	26.7				
7/20/2021		262						
8/18/2021				23.3				
8/23/2021		328			545	277		
8/24/2021	138		235					
2/9/2022				79.4				
2/14/2022					114	64.1		
2/15/2022		323						
2/16/2022	125							
2/17/2022			209					
4/28/2022								138
7/26/2022				112				
7/28/2022	132					50.1		
8/1/2022		316	204		94.4			
8/2/2022								219
1/25/2023				268				
1/31/2023	128				135	77.2		
2/1/2023			232					
2/2/2023								163
2/7/2023		167						
8/15/2023				218				
8/18/2023	110							
8/21/2023					95			
8/22/2023			214			92.8		
8/23/2023		283						
1/30/2024		288						
1/31/2024				271				
2/5/2024					60.5	52		
2/6/2024			214					
2/7/2024	106							
8/16/2024				97				
8/20/2024	92.4				58.9	45.6		
8/21/2024		268	200					
8/22/2024								414
12/3/2024							573	
2/5/2025				213				
2/6/2025					58.8			
2/7/2025						64		228
2/10/2025	46.2		183					
2/11/2025		238						
2/12/2025							453	
7/31/2025				102				

Time Series

Constituent: Sulfate (mg/L) Analysis Run 6/10/2026 3:08 PM

Plant Bowen Client: Southern Company Data: Bowen AP-1

	BGWC-40	BGWC-43D	BGWC-49D	BGWC-50D	BGWC-51	BGWC-52	BGWC-53D	PZ-7
8/6/2025			205 (M1)					
8/7/2025		221						
8/8/2025	88.9						457	
8/11/2025						74.5		249
8/13/2025					99.7			
2/3/2026				145				
2/4/2026							445	204
2/5/2026	92.3				66	99.3		
2/6/2026		232						
2/9/2026			201					

Time Series

Constituent: TDS (mg/L) Analysis Run 6/10/2026 3:08 PM

Plant Bowen Client: Southern Company Data: Bowen AP-1

	BGWA-2 (bg)	BGWA-29 (bg)	BGWA-47D (bg)	BGWA-48D (bg)	BGWC-7	BGWC-8	BGWC-9	BGWC-10	BGWC-12
6/6/2016	170						320		
6/7/2016						200		300	510
6/8/2016					800				
8/9/2016	183								
8/10/2016						228			
8/11/2016					852		361		
8/12/2016									476
8/16/2016								286	
8/22/2016		121							
10/3/2016	201								
10/4/2016		95				186			
10/5/2016							376		
10/6/2016					906				524
10/7/2016								513	
11/29/2016	109								
12/1/2016		121							
12/2/2016						183			
12/5/2016							426		489
12/6/2016					976			421	
1/10/2017		115							
2/13/2017	214								
2/14/2017		345 (O)				367			
2/15/2017					968		452		562
2/16/2017								433	
4/13/2017	211								
4/14/2017		119				184			
4/17/2017							388		
4/18/2017					944			349	955
5/25/2017	173	109							
5/26/2017						179	423		
6/2/2017					910			313	602
7/7/2017	165								
7/10/2017		140				211			
7/11/2017							387		
7/12/2017								255	
7/13/2017									617
7/14/2017					887				
10/9/2017	150								
10/10/2017		93				178	376		534
10/11/2017					887			343	
6/12/2018	187	139				217	348		
6/13/2018					873				
6/14/2018								362	684
10/16/2018	192	138				247			
10/17/2018							377		739
10/18/2018					876			355	
4/1/2019	226	114				191	326		191
4/2/2019					728			355	
9/23/2019	186	122							
9/24/2019					733	193	325		
9/25/2019								388	690
2/19/2020		113							

Time Series

Constituent: TDS (mg/L) Analysis Run 6/10/2026 3:08 PM

Plant Bowen Client: Southern Company Data: Bowen AP-1

	BGWA-2 (bg)	BGWA-29 (bg)	BGWA-47D (bg)	BGWA-48D (bg)	BGWC-7	BGWC-8	BGWC-9	BGWC-10	BGWC-12
3/18/2020	191	108				193			
3/19/2020					733		306		662
3/23/2020								355	
5/22/2020			357						
5/25/2020				249					
6/23/2020			383	280					
7/28/2020			410	264					
9/2/2020			389						
9/3/2020				303					
9/23/2020	237	114				187			
9/24/2020							322	356	
9/25/2020					726				740
10/1/2020			384	301					
11/10/2020			405	305					
12/15/2020			385	289					
1/20/2021			377	285					
3/23/2021		108							
3/24/2021						198	294		752
3/25/2021			415	331					
3/26/2021	204								
3/30/2021					570			321	
8/16/2021	217	101	399	269					
8/18/2021						220	307	366	798
8/19/2021					666				
2/9/2022	229		403	290					
2/10/2022		96				259	304		
2/11/2022					618			360	816
7/26/2022	215	114	402	246		196	349		
7/27/2022									952
7/28/2022					732			338	
1/24/2023	223	129	391	280					
1/26/2023					657	190	301		995
1/27/2023								380	
8/15/2023			399						
8/16/2023		101		267		189			1050
8/17/2023					702		393	398	
8/21/2023	243								
1/31/2024			411	324					
2/1/2024						202	339	391	1150
2/2/2024					598				
2/5/2024		111							
2/8/2024	221								
8/15/2024			388	299					
8/16/2024					578	173			
8/19/2024							463		1090
8/20/2024								409	
8/21/2024	219	105							
2/4/2025			406	324					
2/5/2025						173	344		1130
2/6/2025		119			562			402	
2/10/2025	234								
7/31/2025			382	336		199			

Time Series

Constituent: TDS (mg/L) Analysis Run 6/10/2026 3:08 PM

Plant Bowen Client: Southern Company Data: Bowen AP-1

	BGWA-2 (bg)	BGWA-29 (bg)	BGWA-47D (bg)	BGWA-48D (bg)	BGWC-7	BGWC-8	BGWC-9	BGWC-10	BGWC-12
8/4/2025							344		1100
8/5/2025	242				571			438	
8/12/2025		115							
2/3/2026			388	363		178	379		1220
2/4/2026					525			421	
2/5/2026		105							
2/6/2026	243								

Time Series

Constituent: TDS (mg/L) Analysis Run 6/10/2026 3:08 PM

Plant Bowen Client: Southern Company Data: Bowen AP-1

	BGWC-14A	BGWC-16	BGWC-17	BGWC-18	BGWC-19	BGWC-20	BGWC-21	BGWC-22	BGWC-23
6/7/2016		580	360						
6/8/2016				390	340	1000	260	2000	
6/9/2016									1900
8/11/2016		548	340						
8/12/2016				310	326	1100			
8/18/2016							239	1960	1600
10/7/2016		617	533	823	621				
10/10/2016						1110	239	2130	1640
12/6/2016		730	413	560					
12/7/2016					269	1100			1770
12/8/2016							255	2200	
2/16/2017		685	434	364	488				
2/17/2017						1160	236	2200	
2/20/2017									1720
4/18/2017		621							
4/19/2017			415	337	396	1180	247		1800
4/20/2017								2330	
5/30/2017		601	391						
6/1/2017				215	266	1130	185		
6/5/2017								2530	2050
7/14/2017		569	391	281	325				
7/17/2017									1810
7/18/2017						1160	219		
7/19/2017								2650	
10/11/2017		588	403	334	287	1050			1780
10/12/2017							245	2500	
6/12/2018		593							
6/13/2018						1060			2020
6/14/2018			395	290			231	2380	
6/15/2018					280				
10/17/2018			446						
10/18/2018		578		325					
10/19/2018					321		236		
10/22/2018						1150		2490	1880
4/2/2019		604	321	258					
4/3/2019					259	1090	244	2180	1990
9/26/2019		688	550	470	428	1210			
9/27/2019								3260	2540
9/30/2019							256		
2/25/2020								1930	
3/19/2020		631	324						
3/20/2020				255	243		253	2200	
3/23/2020						1220			2800
5/22/2020	454								
6/23/2020	423								
7/28/2020	768								
9/2/2020	814								
9/24/2020		732	481	310			243	3490	3160
9/28/2020					243	1060			
10/1/2020	824								
11/10/2020	800								
12/15/2020	876								

Time Series

Constituent: TDS (mg/L) Analysis Run 6/10/2026 3:08 PM

Plant Bowen Client: Southern Company Data: Bowen AP-1

	BGWC-14A	BGWC-16	BGWC-17	BGWC-18	BGWC-19	BGWC-20	BGWC-21	BGWC-22	BGWC-23
1/20/2021	786								
3/24/2021	445	610	374	240					
3/26/2021					205				2690
3/29/2021						1100	198	2430	
8/18/2021	850	658							
8/19/2021			384	252					
8/20/2021					204	1300	213		
8/23/2021								3660	3140
2/9/2022	468								
2/11/2022		782	392						
2/14/2022									3350
2/15/2022								3340	
2/16/2022				253	288	1180	235		
7/26/2022	966								
7/27/2022		944	438	307	338	1370			
7/28/2022							259		
8/1/2022									2780
8/2/2022								3440	
1/26/2023	554	895	396	197					
1/27/2023					200		342		
1/30/2023						1280			
2/2/2023									2680
2/7/2023								2490	
8/16/2023	1090								
8/17/2023		977	438	303					
8/18/2023					318	1490			
8/22/2023								3940	
8/23/2023							268		1620
2/1/2024	1040	1090	445						
2/2/2024				220	237				
2/5/2024						1490	267		
2/8/2024								2560	1790
8/16/2024	1070								
8/19/2024		1110	524	335	401				
8/20/2024						1620			
8/21/2024								2950	
8/22/2024							249		2340
2/5/2025	984								
2/6/2025		1050				1430			
2/7/2025			442	264	345				
2/10/2025							243		
2/11/2025									1300
2/13/2025								1670	
8/4/2025	1040								
8/5/2025		865	504	345					
8/6/2025					424				
8/7/2025						1420 (2G)		1370	
8/11/2025							253		1450
2/4/2026	1110	916	441	240			262		
2/5/2026					294	1360			
2/6/2026									1160
2/10/2026								898	

Time Series

Constituent: TDS (mg/L) Analysis Run 6/10/2026 3:08 PM

Plant Bowen Client: Southern Company Data: Bowen AP-1

	BGWC-14A	BGWC-16	BGWC-17	BGWC-18	BGWC-19	BGWC-20	BGWC-21	BGWC-22	BGWC-23
4/7/2026						1430 (R)			

Time Series

Constituent: TDS (mg/L) Analysis Run 6/10/2026 3:08 PM

Plant Bowen Client: Southern Company Data: Bowen AP-1

	BGWC-24	BGWC-25	BGWC-30	BGWC-31	BGWC-32	BGWC-34D	BGWC-35D	BGWC-36D	BGWC-38D
6/8/2016		170							
6/9/2016	5200								
8/15/2016		161							
8/18/2016	4200								
10/10/2016	3850	196							
12/7/2016	2720								
12/8/2016		209							
1/23/2017			2060						
2/7/2017			1860						
2/20/2017	4200	251							
3/27/2017			2440						
4/17/2017			2180						
4/19/2017	4680								
4/20/2017		324							
5/22/2017			2470						
6/1/2017		177							
6/5/2017	5660		2780						
7/11/2017			2580						
7/17/2017	5080	238							
8/23/2017			2400						
10/10/2017			1990						
10/11/2017	4920	199							
6/13/2018	4180								
6/14/2018		225							
6/15/2018			1190						
10/17/2018								1200	
10/18/2018				501					
10/19/2018						450			
10/22/2018	4300	218	1070		1140		1810		
4/2/2019			773					976	
4/3/2019	13 (J)								
4/4/2019		196		350		419	1930		
4/5/2019					1160				
9/24/2019				419		442			
9/26/2019					1410		2240		
9/27/2019			629					1030	
9/30/2019	4430	220							
11/15/2019					1540				
2/25/2020							1820		
2/26/2020			523					650	
2/27/2020									1230
3/23/2020			613	395				714	
3/24/2020		213			995	451			1610
3/25/2020	4140						1240		
9/2/2020									982
9/25/2020	5020		482		1690		880		
9/28/2020		223		405		466		938	
3/25/2021			358					902	
3/26/2021	3070	215					2220		
3/29/2021				352					702
3/30/2021					1030	346			
8/19/2021		235	682						808

Time Series

Constituent: TDS (mg/L) Analysis Run 6/10/2026 3:08 PM

Plant Bowen Client: Southern Company Data: Bowen AP-1

	BGWC-24	BGWC-25	BGWC-30	BGWC-31	BGWC-32	BGWC-34D	BGWC-35D	BGWC-36D	BGWC-38D
8/20/2021				419			2040		
8/23/2021	4300							1140	
8/24/2021						504			
8/25/2021					1340				
2/14/2022			618					848	926
2/15/2022	3890								
2/16/2022		235		428	1320	474			
2/17/2022							2850		
7/27/2022		231							
7/28/2022				473		540	2930		
7/29/2022					1260			846	
8/1/2022			582						
8/2/2022	334								1060
10/21/2022	1610								
1/27/2023		310		433					
1/30/2023						593	2720		
1/31/2023					1240				
2/1/2023	2550		745					948	
2/7/2023									348
8/17/2023		250							
8/18/2023				454	1080	560			
8/21/2023			611					975	774
8/24/2023							2730		
8/25/2023	2120								
1/30/2024	2180							908	
2/2/2024				443					
2/5/2024		279				578			
2/6/2024			511						1150
2/7/2024							2960		
2/8/2024					826				
8/19/2024				441					
8/20/2024		332				588		752	
8/21/2024	1440				784				
8/22/2024			344				3300		1160
2/5/2025								686	
2/6/2025				448		591			
2/10/2025		286	282						
2/11/2025	1500						2210		1010
2/12/2025					700				
8/5/2025			528						
8/6/2025									964
8/7/2025		284				580		683	
8/8/2025				472					
8/11/2025	1680						2770		
8/12/2025					1680				
2/2/2026	1510								
2/4/2026		286				580			
2/5/2026				443				708	
2/6/2026					850		2360		
2/9/2026			393						1090

Time Series

Constituent: TDS (mg/L) Analysis Run 6/10/2026 3:08 PM

Plant Bowen Client: Southern Company Data: Bowen AP-1

	BGWC-40	BGWC-43D	BGWC-49D	BGWC-50D	BGWC-51	BGWC-52	BGWC-53D	PZ-7
12/16/2019	753							
3/25/2020	783							
5/4/2020		1680						
5/20/2020		1960						
9/3/2020		1980						
9/29/2020	908							
1/28/2021					2950	1460		
2/23/2021					2900	1590		
3/29/2021		700						
3/30/2021	582				1980	1170		
4/19/2021			970	270				
8/18/2021				264				
8/23/2021		2890			3370	1960		
8/24/2021	604		1530					
2/9/2022				377				
2/14/2022					632	321		
2/15/2022		1620						
2/16/2022	776							
2/17/2022			1620					
4/28/2022								450
7/26/2022				409				
7/28/2022	810					236		
8/1/2022		1850	1330		502			
8/2/2022								654
1/25/2023				659				
1/31/2023	671				664	286		
2/1/2023			1820					
2/2/2023								420
2/7/2023		992						
8/15/2023				623				
8/18/2023	672							
8/21/2023					704			
8/22/2023			1600			468		
8/23/2023		1600						
1/30/2024		1840						
1/31/2024				715				
2/5/2024					335	268		
2/6/2024			1300					
2/7/2024	579							
8/16/2024				413				
8/20/2024	528				367	227		
8/21/2024		1590	1410					
8/22/2024								964
12/3/2024							1150	
2/5/2025				662				
2/6/2025					321			
2/7/2025						282		666
2/10/2025	495		1140					
2/11/2025		1240						
2/12/2025							1070	
7/31/2025				422				
8/6/2025			1280					

Time Series

Constituent: TDS (mg/L) Analysis Run 6/10/2026 3:08 PM

Plant Bowen Client: Southern Company Data: Bowen AP-1

	BGWC-40	BGWC-43D	BGWC-49D	BGWC-50D	BGWC-51	BGWC-52	BGWC-53D	PZ-7
8/7/2025		1100						
8/8/2025	506 (1G)						1020	
8/11/2025						321		872
8/13/2025					432			
2/3/2026				493				
2/4/2026							936	548
2/5/2026	463				294	314		
2/6/2026		1310						
2/9/2026			1470					

Time Series

Constituent: Thallium (mg/L) Analysis Run 6/10/2026 3:08 PM

Plant Bowen Client: Southern Company Data: Bowen AP-1

	BGWA-2 (bg)	BGWA-29 (bg)	BGWA-47D (bg)	BGWA-48D (bg)	BGWC-7	BGWC-8	BGWC-9	BGWC-10	BGWC-12
6/6/2016	<0.0005						<0.0005		
6/7/2016						<0.0005		<0.0005	<0.0005
6/8/2016					<0.0005				
8/9/2016	0.0001 (J)								
8/10/2016						<0.0005			
8/11/2016					<0.0005		<0.0005		
8/12/2016									9E-05 (J)
8/16/2016								<0.0005	
8/22/2016		<0.0005							
10/3/2016	<0.0005								
10/4/2016		<0.0005				<0.0005			
10/5/2016							<0.0005		
10/6/2016					<0.0005				<0.0005
10/7/2016								<0.0005	
11/29/2016	<0.0005								
12/1/2016		<0.0005							
12/2/2016						<0.0005			
12/5/2016							<0.0005		<0.0005
12/6/2016					<0.0005			<0.0005	
1/10/2017		<0.0005							
2/13/2017	<0.0005								
2/14/2017		<0.0005				<0.0005			
2/15/2017					<0.0005		<0.0005		<0.0005
2/16/2017								<0.0005	
4/13/2017	9E-05 (J)								
4/14/2017		<0.0005				<0.0005			
4/17/2017							<0.0005		
4/18/2017					<0.0005			<0.0005	9E-05 (J)
5/25/2017	0.0001 (J)	<0.0005							
5/26/2017						<0.0005	<0.0005		
6/2/2017					<0.0005			<0.0005	<0.0005
7/7/2017	9E-05 (J)								
7/10/2017		<0.0005				<0.0005			
7/11/2017							<0.0005		
7/12/2017								<0.0005	
7/13/2017									8E-05 (J)
7/14/2017					<0.0005				
3/26/2018	<0.0005	<0.0005				<0.0005			
3/27/2018					<0.0005		<0.0005	<0.0005	
3/28/2018									<0.0005
6/12/2018	<0.0005	<0.0005				<0.0005	<0.0005		
6/13/2018					<0.0005				
6/14/2018								<0.0005	<0.0005
10/16/2018	<0.0005	<0.0005				<0.0005			
10/17/2018							<0.0005		<0.0005
10/18/2018					<0.0005			<0.0005	
2/25/2019	<0.0005					<0.0005			
2/27/2019		<0.0005							
2/28/2019					<0.0005			<0.0005	<0.0005
4/1/2019	0.00011 (J)	<0.0005				<0.0005	6.5E-05 (J)		<0.0005
4/2/2019					7E-05 (J)			<0.0005	
9/23/2019	0.00011 (J)	<0.0005							

ND substitution: RL or RL/2 if <15% NDs.

Time Series

Constituent: Thallium (mg/L) Analysis Run 6/10/2026 3:08 PM

Plant Bowen Client: Southern Company Data: Bowen AP-1

	BGWA-2 (bg)	BGWA-29 (bg)	BGWA-47D (bg)	BGWA-48D (bg)	BGWC-7	BGWC-8	BGWC-9	BGWC-10	BGWC-12
9/24/2019					8.7E-05 (J)	<0.0005	<0.0005		
9/25/2019								<0.0005	6E-05 (J)
2/18/2020	0.00011 (J)								
2/19/2020		<0.0005				<0.0005			
2/20/2020							0.00022 (J)	<0.0005	
2/21/2020					9.6E-05 (J)				
2/24/2020									<0.0005
3/18/2020	0.00012 (J)	<0.0005				<0.0005			
3/19/2020					0.00011 (J)		0.00018 (J)		6.2E-05 (J)
3/23/2020								<0.0005	
5/22/2020			8.8E-05 (J)						
5/25/2020				<0.0005					
6/23/2020			<0.0005	<0.0005					
7/28/2020			<0.0005	<0.0005					
9/2/2020			<0.0005						
9/3/2020				<0.0005					
9/23/2020	<0.0005	<0.0005				<0.0005			
9/24/2020							<0.0005	<0.0005	
9/25/2020					<0.0005				<0.0005
10/1/2020			<0.0005	<0.0005					
11/10/2020			<0.0005	<0.0005					
12/15/2020			<0.0005	<0.0005					
1/20/2021			<0.0005	<0.0005					
2/16/2021	0.0002 (J)	<0.0005				<0.0005			
2/17/2021			<0.0005	<0.0005			<0.0005		
2/18/2021					<0.0005			<0.0005	
2/19/2021									<0.0005
3/23/2021		<0.0005							
3/24/2021						<0.0005	<0.0005		<0.0005
3/25/2021			<0.0005	<0.0005					
3/26/2021	0.00025 (J)								
3/30/2021					0.00015 (J)			<0.0005	
8/16/2021	0.00019 (J)	<0.0005	<0.0005	<0.0005					
8/18/2021						<0.0005	<0.0005	<0.0005	<0.0005
8/19/2021					0.00023 (J)				
2/9/2022	<0.0005		<0.0005	<0.0005					
2/10/2022		<0.0005				<0.0005	<0.0005		
2/11/2022					0.0003 (J)			<0.0005	<0.0005
7/26/2022	0.00021 (J)	<0.0005	<0.0005	<0.0005		<0.0005	<0.0005		
7/27/2022									<0.0005
7/28/2022					0.00029 (J)			<0.0005	
1/24/2023	<0.0005	<0.0005	<0.0005	<0.0005					
1/26/2023					0.00019 (J)	<0.0005	0.00018 (J)		<0.0005
1/27/2023								<0.0005	
8/15/2023			<0.0005						
8/16/2023		<0.0005		<0.0005		<0.0005			<0.0005
8/17/2023					0.00074 (J)		0.0002 (J)	<0.0005	
8/21/2023	<0.0005								
1/31/2024			<0.0005	<0.0005					
2/1/2024						<0.0005	<0.0005	<0.0005	<0.0005
2/2/2024					<0.0005				
2/5/2024		<0.0005							

ND substitution: RL or RL/2 if <15% NDs.

Time Series

Constituent: Thallium (mg/L) Analysis Run 6/10/2026 3:08 PM

Plant Bowen Client: Southern Company Data: Bowen AP-1

	BGWA-2 (bg)	BGWA-29 (bg)	BGWA-47D (bg)	BGWA-48D (bg)	BGWC-7	BGWC-8	BGWC-9	BGWC-10	BGWC-12
2/8/2024	<0.0005								
8/15/2024			<0.0005	<0.0005					
8/16/2024					<0.0005	<0.0005			
8/19/2024							<0.0005		<0.0005
8/20/2024								<0.0005	
8/21/2024	<0.0005	<0.0005							
2/4/2025			<0.0005	<0.0005					
2/5/2025						<0.0005	<0.0005		<0.0005
2/6/2025		<0.0005			0.00016 (J)			<0.0005	
2/10/2025	0.00082 (J)								
7/31/2025			<0.0005	<0.0005		<0.0005			
8/4/2025							0.00018 (J)		<0.0005
8/5/2025	0.00016 (J)				0.00015 (J)			<0.0005	
8/12/2025		<0.0005							
2/3/2026			<0.0005	<0.0005		<0.0005	<0.0005		<0.0005
2/4/2026					<0.0005			<0.0005	
2/5/2026		<0.0005							
2/6/2026	<0.0005								

ND substitution: RL or RL/2 if <15% NDs.

Time Series

Constituent: Thallium (mg/L) Analysis Run 6/10/2026 3:08 PM

Plant Bowen Client: Southern Company Data: Bowen AP-1

	BGWC-14A	BGWC-16	BGWC-17	BGWC-18	BGWC-19	BGWC-20	BGWC-21	BGWC-22	BGWC-23
6/7/2016		0.0002 (J)	8.5E-05 (J)						
6/8/2016				<0.0005	8.5E-05 (J)	<0.001	<0.0005	0.00035 (J)	
6/9/2016									0.0001 (J)
8/11/2016		0.0002 (J)	8E-05 (J)						
8/12/2016				6E-05 (J)	8E-05 (J)	<0.001			
8/18/2016							<0.0005	0.0005 (J)	<0.001
10/7/2016		0.0002 (J)	<0.0005	<0.0005	<0.0005				
10/10/2016						<0.001	<0.0005	0.0006 (J)	<0.001
12/6/2016		0.0003 (J)	<0.0005	<0.0005					
12/7/2016					<0.0005	<0.001			<0.001
12/8/2016							<0.0005	0.0005 (J)	
2/16/2017		0.0003 (J)	<0.0005	<0.0005	<0.0005				
2/17/2017						<0.001	<0.0005	0.0006 (J)	
2/20/2017									<0.001
4/18/2017		0.0002 (J)							
4/19/2017			8E-05 (J)	<0.0005	6E-05 (J)	<0.001	<0.0005		<0.001
4/20/2017								0.0006 (J)	
5/30/2017		0.0002 (J)	9E-05 (J)						
6/1/2017				<0.0005	8E-05 (J)	<0.001	<0.0005		
6/5/2017								0.0006 (J)	<0.001
7/14/2017		0.0002 (J)	9E-05 (J)	<0.0005	8E-05 (J)				
7/17/2017									<0.001
7/18/2017						<0.001	<0.0005		
7/19/2017								0.0007 (J)	
3/27/2018		0.00019 (J)	<0.0005	<0.0005	<0.0005				
3/28/2018						<0.001	<0.0005		
3/29/2018								0.00063 (J)	<0.001
6/12/2018		0.0002 (J)							
6/13/2018						<0.001			<0.001
6/14/2018			<0.0005	<0.0005			<0.0005	0.00069 (J)	
6/15/2018					<0.0005				
10/17/2018			<0.0005						
10/18/2018		0.0002 (J)		<0.0005					
10/19/2018					<0.0005		<0.0005		
10/22/2018						<0.001		0.00071 (J)	<0.001
2/25/2019		0.00023 (J)							
2/27/2019			<0.0005	<0.0005		<0.001			
3/1/2019					<0.0005			0.00074 (J)	<0.001
4/2/2019		0.0002 (J)	7.5E-05 (J)	<0.0005					
4/3/2019					<0.0005	<0.001	<0.0005	0.0007 (J)	<0.001
9/26/2019		0.00023 (J)	0.00026 (J)	7.1E-05 (J)	8E-05 (J)	<0.001			
9/27/2019								0.00088 (J)	0.00018 (J)
9/30/2019							<0.0005		
2/20/2020		0.00028 (J)							
2/24/2020			5.9E-05 (J)	6.8E-05 (J)	<0.0005	<0.001			
2/25/2020								0.00062 (J)	0.00015 (J)
2/26/2020							<0.0005		
3/19/2020		0.00022 (J)	6.1E-05 (J)						
3/20/2020				<0.0005	<0.0005		<0.0005	0.00063 (J)	
3/23/2020						0.0002 (J)			0.00016 (J)
5/22/2020	0.00016 (J)								
6/23/2020	0.00011 (J)								

ND substitution: RL or RL/2 if <15% NDs.

Time Series

Constituent: Thallium (mg/L) Analysis Run 6/10/2026 3:08 PM

Plant Bowen Client: Southern Company Data: Bowen AP-1

	BGWC-14A	BGWC-16	BGWC-17	BGWC-18	BGWC-19	BGWC-20	BGWC-21	BGWC-22	BGWC-23
7/28/2020	0.00026 (J)								
9/2/2020	0.00035 (J)								
9/24/2020		0.00024 (J)	0.00018 (J)	<0.0005			<0.0005	0.001	0.00038 (J)
9/28/2020					<0.0005	<0.001			
10/1/2020	0.0005 (J)								
11/10/2020	0.00044 (J)								
12/15/2020	0.00044 (J)								
1/20/2021	0.00031 (J)								
2/18/2021	0.00077 (J)	0.00023 (J)	<0.0005	<0.0005	<0.0005	<0.001			
2/19/2021							<0.0005	0.00089 (J)	0.00039 (J)
3/24/2021	0.00023 (J)	0.00019 (J)	<0.0005	<0.0005					
3/26/2021					<0.0005				0.00069 (J)
3/29/2021						<0.001	<0.0005	0.0009 (J)	
8/18/2021	0.00039 (J)	0.00023 (J)							
8/19/2021			<0.0005	<0.0005					
8/20/2021					<0.0005	0.00025 (J)	<0.0005		
8/23/2021								0.00088 (J)	<0.001
2/9/2022	0.00024 (J)								
2/11/2022		0.00024 (J)	<0.0005						
2/14/2022									<0.001
2/15/2022								0.0011	
2/16/2022				<0.0005	0.00021 (J)	<0.001	<0.0005		
7/26/2022	0.00047 (J)								
7/27/2022		0.00025 (J)	<0.0005	<0.0005	<0.0005	<0.001			
7/28/2022							<0.0005		
8/1/2022									<0.001
8/2/2022								0.00098 (J)	
1/26/2023	0.00048 (J)	0.00023 (J)	<0.0005	0.00019 (J)					
1/27/2023					<0.0005		<0.0005		
1/30/2023						<0.001			
2/2/2023									0.00027 (J)
2/7/2023								0.0008 (J)	
8/16/2023	0.00059 (J)								
8/17/2023		0.00025 (J)	<0.0005	<0.0005					
8/18/2023					<0.0005	<0.001			
8/22/2023								0.0013	
8/23/2023							<0.0005		<0.001
2/1/2024	0.0006 (J)	<0.001	<0.0005						
2/2/2024				<0.0005	<0.0005				
2/5/2024						<0.001	<0.0005		
2/8/2024								0.00083 (J)	<0.001
8/16/2024	0.00064 (J)								
8/19/2024		<0.001	<0.0005	<0.0005	<0.0005				
8/20/2024						<0.001			
8/21/2024								0.00064 (J)	
8/22/2024							<0.0005		0.00057 (J)
2/5/2025	0.00066 (J)								
2/6/2025		0.00027 (J)				0.00023 (J)			
2/7/2025			<0.0005	<0.0005	<0.0005				
2/10/2025							<0.0005		
2/11/2025									0.00038 (J)
2/13/2025								0.0011	

ND substitution: RL or RL/2 if <15% NDs.

Time Series

Constituent: Thallium (mg/L) Analysis Run 6/10/2026 3:08 PM

Plant Bowen Client: Southern Company Data: Bowen AP-1

	BGWC-14A	BGWC-16	BGWC-17	BGWC-18	BGWC-19	BGWC-20	BGWC-21	BGWC-22	BGWC-23
8/4/2025	0.00057								
8/5/2025		0.00025 (J)	<0.0005	<0.0005					
8/6/2025					<0.0005				
8/7/2025						0.00025 (J)		0.00064	
8/11/2025							<0.0005		0.00036 (J)
2/4/2026	0.00068	0.00023 (J)	<0.0005	<0.0005			<0.0005		
2/5/2026					<0.0005	0.0003 (J)			
2/6/2026									0.00027 (J)
2/10/2026								0.00094	
4/7/2026						0.00034 (JR)			

ND substitution: RL or RL/2 if <15% NDs.

Time Series

Constituent: Thallium (mg/L) Analysis Run 6/10/2026 3:08 PM

Plant Bowen Client: Southern Company Data: Bowen AP-1

	BGWC-24	BGWC-25	BGWC-30	BGWC-31	BGWC-32	BGWC-34D	BGWC-35D	BGWC-36D	BGWC-38D
6/8/2016		<0.0005							
6/9/2016	0.00022 (J)								
8/15/2016		<0.0005							
8/18/2016	<0.001								
10/10/2016	0.0003 (J)	<0.0005							
12/7/2016	<0.001								
12/8/2016		<0.0005							
1/23/2017			0.0008 (J)						
2/7/2017			0.0008 (J)						
2/20/2017	0.0003 (J)	<0.0005							
3/27/2017			0.0006 (J)						
4/17/2017			0.0007 (J)						
4/19/2017	0.0004 (J)								
4/20/2017		<0.0005							
5/22/2017			0.0008 (J)						
6/1/2017		<0.0005							
6/5/2017	0.0004 (J)		0.0007 (J)						
7/11/2017			0.0007 (J)						
7/17/2017	0.0004 (J)	<0.0005							
8/23/2017			0.0007 (J)						
3/26/2018			0.00058 (J)						
3/28/2018		<0.0005							
3/29/2018	0.00048 (J)								
6/13/2018	0.00053 (J)								
6/14/2018		<0.0005							
6/15/2018			0.00056 (J)						
10/17/2018								0.00026 (J)	
10/18/2018				<0.0005					
10/19/2018						<0.0005			
10/22/2018	0.00047 (J)	<0.0005	0.00034 (J)		0.00014 (J)		<0.0025		
3/1/2019	0.0007 (J)	<0.0005	0.00024 (J)						
4/2/2019			0.00024 (J)					0.00022 (J)	
4/3/2019	0.00064 (J)								
4/4/2019		<0.0005		<0.0005		<0.0005	<0.0025		
4/5/2019					0.00046 (J)				
9/24/2019				<0.0005		<0.0005			
9/26/2019					0.00017 (J)		<0.0025		
9/27/2019			0.00014 (J)					0.00037 (J)	
9/30/2019	0.00069 (J)	<0.0005							
2/25/2020							<0.0025		
2/26/2020	0.00073 (J)	<0.0005	8.5E-05 (J)	<0.0005				0.00013 (J)	
2/27/2020					0.00013 (J)	8.9E-05 (J)			0.0027
3/23/2020			9.1E-05 (J)	<0.0005				0.00011 (J)	
3/24/2020		<0.0005			8.4E-05 (J)	<0.0005			5.6E-05 (J)
3/25/2020	0.00066 (J)						6.8E-05 (J)		
9/2/2020									0.00042 (J)
9/25/2020	0.00057 (J)		<0.0005		0.00014 (J)		<0.0025		
9/28/2020		<0.0005		<0.0005		<0.0005		0.00019 (J)	
2/19/2021	0.0005 (J)					<0.0005			
2/22/2021				<0.0005			0.00016 (J)		
2/23/2021		<0.0005			0.00015 (J)				
3/8/2021			<0.0005					0.0002 (J)	

ND substitution: RL or RL/2 if <15% NDs.

Time Series

Constituent: Thallium (mg/L) Analysis Run 6/10/2026 3:08 PM

Plant Bowen Client: Southern Company Data: Bowen AP-1

	BGWC-24	BGWC-25	BGWC-30	BGWC-31	BGWC-32	BGWC-34D	BGWC-35D	BGWC-36D	BGWC-38D
3/9/2021									<0.001
3/25/2021			<0.0005					0.00019 (J)	
3/26/2021	0.00057 (J)	<0.0005					<0.0025		
3/29/2021				<0.0005					0.00018 (J)
3/30/2021					0.00016 (J)	<0.0005			
8/19/2021		<0.0005	0.00022 (J)						<0.001
8/20/2021				<0.0005			0.00026 (J)		
8/23/2021	0.00051 (J)							0.00024 (J)	
8/24/2021						<0.0005			
8/25/2021					<0.0005				
2/14/2022			<0.0005					0.00022 (J)	<0.001
2/15/2022	0.00045 (J)								
2/16/2022		<0.0005		<0.0005	<0.0005	<0.0005			
2/17/2022							<0.0025		
7/27/2022		<0.0005							
7/28/2022				<0.0005		<0.0005	0.00022 (J)		
7/29/2022					<0.0005			0.00018 (J)	
8/1/2022			<0.0005						
8/2/2022	<0.001								<0.001
10/21/2022	0.00032 (J)								
1/27/2023		<0.0005		<0.0005					
1/30/2023						<0.0005	<0.0025		
1/31/2023					<0.0005				
2/1/2023	0.00035 (J)		<0.0005					<0.001	
2/7/2023									<0.001
8/17/2023		<0.0005							
8/18/2023				<0.0005	<0.0005	<0.0005			
8/21/2023			<0.0005					<0.001	<0.001
8/24/2023							<0.0025		
8/25/2023	0.00028 (J)								
1/30/2024	<0.001							<0.001	
2/2/2024				<0.0005					
2/5/2024		<0.0005				<0.0005			
2/6/2024			<0.0005						<0.001
2/7/2024							<0.0025		
2/8/2024					<0.0005				
8/19/2024				<0.0005					
8/20/2024		<0.0005				<0.0005		<0.001	
8/21/2024	<0.001				<0.0005				
8/22/2024			<0.0005				<0.0025		0.00093 (J)
2/5/2025								0.0002 (J)	
2/6/2025				<0.0005		<0.0005			
2/10/2025		<0.0005	<0.0005						
2/11/2025	0.0002 (J)						<0.0025		0.0013
2/12/2025					<0.0005				
8/5/2025			<0.0005						
8/6/2025									0.00016 (J)
8/7/2025		<0.0005				<0.0005		0.00017 (J)	
8/8/2025				<0.0005					
8/11/2025	0.00028 (J)						<0.0025		
8/12/2025					<0.0005				
2/2/2026	0.00023 (J)								

ND substitution: RL or RL/2 if <15% NDs.

Time Series

Constituent: Thallium (mg/L) Analysis Run 6/10/2026 3:08 PM

Plant Bowen Client: Southern Company Data: Bowen AP-1

	BGWC-24	BGWC-25	BGWC-30	BGWC-31	BGWC-32	BGWC-34D	BGWC-35D	BGWC-36D	BGWC-38D
2/4/2026		<0.0005				<0.0005			
2/5/2026				<0.0005				0.00019 (J)	
2/6/2026					<0.0005		<0.0025		
2/9/2026			<0.0005						0.00065

ND substitution: RL or RL/2 if <15% NDs.

Time Series

Constituent: Thallium (mg/L) Analysis Run 6/10/2026 3:08 PM

Plant Bowen Client: Southern Company Data: Bowen AP-1

	BGWC-40	BGWC-43D	BGWC-49D	BGWC-50D	BGWC-51	BGWC-52	BGWC-53D	PZ-7
2/28/2020	<0.0005							
3/25/2020	0.00014 (J)							
9/3/2020		0.0024						
9/29/2020	<0.0005							
1/28/2021					0.0002 (J)	0.00045 (J)		
2/22/2021	<0.0005							
2/23/2021					<0.0005	0.00023 (J)		
3/8/2021		0.0015						
3/29/2021		0.0016						
3/30/2021	<0.0005				0.0004 (J)	0.00024 (J)		
4/19/2021			<0.0005	<0.0005				
8/18/2021				<0.0005				
8/23/2021		0.0028			<0.0005	0.00037 (J)		
8/24/2021	<0.0005		<0.0005					
2/9/2022				<0.0005				
2/14/2022					<0.0005	<0.0005		
2/15/2022		0.0034						
2/16/2022	<0.0005							
2/17/2022			<0.0005					
4/28/2022								<0.001
7/26/2022				<0.0005				
7/28/2022	<0.0005					<0.0005		
8/1/2022		0.0028	<0.0005		<0.0005			
8/2/2022								<0.001
1/25/2023				<0.0005				
1/31/2023	<0.0005				<0.0005	0.0002 (J)		
2/1/2023			<0.0005					
2/2/2023								<0.001
2/7/2023		0.0011						
8/15/2023				<0.0005				
8/18/2023	<0.0005							
8/21/2023					<0.0005			
8/22/2023			<0.0005			<0.0005		
8/23/2023		0.0021						
1/30/2024		0.0055						
1/31/2024				<0.0005				
2/5/2024					<0.0005	<0.0005		
2/6/2024			<0.0005					
2/7/2024	<0.0005							
4/3/2024		0.0021						
8/16/2024				<0.0005				
8/20/2024	<0.0005				<0.0005	0.00039 (J)		
8/21/2024		0.0022	<0.0005					
8/22/2024								0.00042 (J)
12/3/2024							<0.0005	
2/5/2025				<0.0005				
2/6/2025					<0.0005			
2/7/2025						<0.0005		0.0002 (J)
2/10/2025	<0.0005		<0.0005					
2/11/2025		0.0024						
2/12/2025							<0.0005	
7/31/2025				<0.0005				

ND substitution: RL or RL/2 if <15% NDs.

Time Series

Constituent: Thallium (mg/L) Analysis Run 6/10/2026 3:08 PM

Plant Bowen Client: Southern Company Data: Bowen AP-1

	BGWC-40	BGWC-43D	BGWC-49D	BGWC-50D	BGWC-51	BGWC-52	BGWC-53D	PZ-7
8/6/2025			<0.0005					
8/7/2025		0.0021						
8/8/2025	<0.0005						<0.0005	
8/11/2025						<0.0005		0.00036 (J)
8/13/2025					<0.0005			
2/3/2026				<0.0005				
2/4/2026							<0.0005	0.00023 (J)
2/5/2026	<0.0005				<0.0005	<0.0005		
2/6/2026		0.0018						
2/9/2026			<0.0005					

ND substitution: RL or RL/2 if <15% NDs.

FIGURE B.

Sanitas™ v.10.1.06e Software licensed to Groundwater Stats Consulting. UG

Box & Whiskers Plot

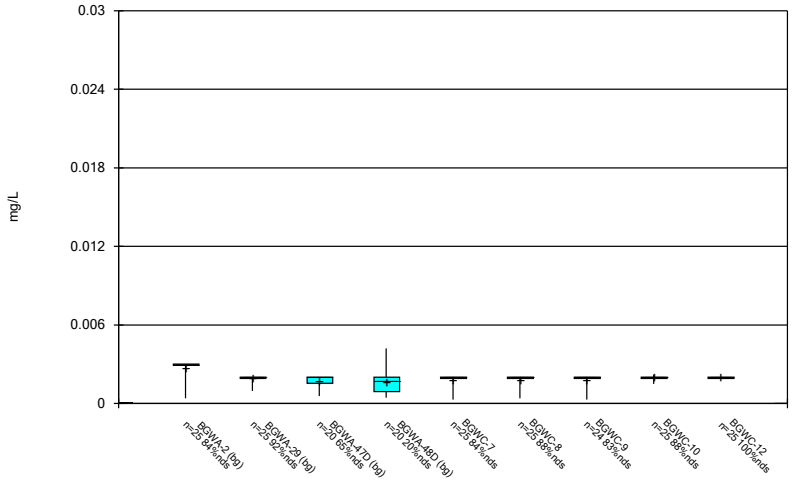

Constituent: Antimony Analysis Run 6/10/2026 3:09 PM

Plant Bowen Client: Southern Company Data: Bowen AP-1

Sanitas™ v.10.1.06e Software licensed to Groundwater Stats Consulting. UG

Box & Whiskers Plot

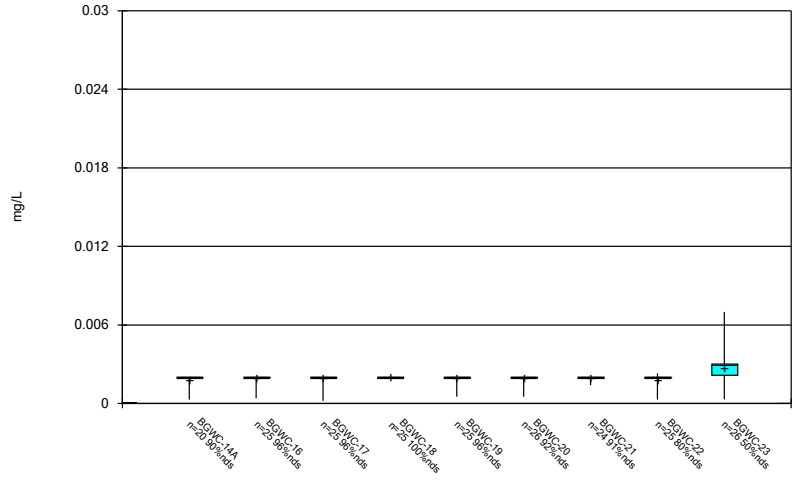

Constituent: Antimony Analysis Run 6/10/2026 3:09 PM

Plant Bowen Client: Southern Company Data: Bowen AP-1

Sanitas™ v.10.1.06e Software licensed to Groundwater Stats Consulting. UG

Box & Whiskers Plot

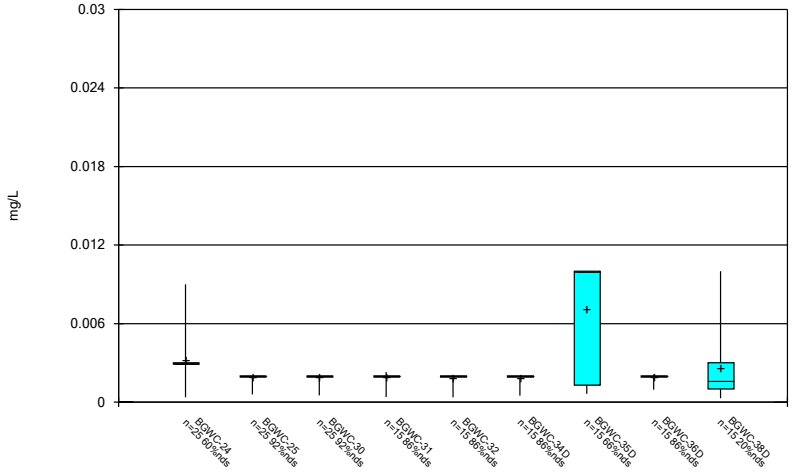

Constituent: Antimony Analysis Run 6/10/2026 3:09 PM

Plant Bowen Client: Southern Company Data: Bowen AP-1

Sanitas™ v.10.1.06e Software licensed to Groundwater Stats Consulting. UG

Box & Whiskers Plot

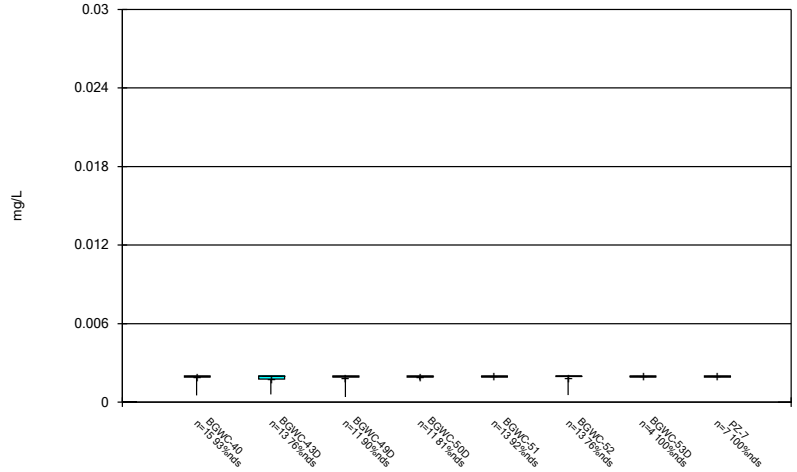

Constituent: Antimony Analysis Run 6/10/2026 3:09 PM

Plant Bowen Client: Southern Company Data: Bowen AP-1

Sanitas™ v.10.1.06e Software licensed to Groundwater Stats Consulting. UG

Box & Whiskers Plot

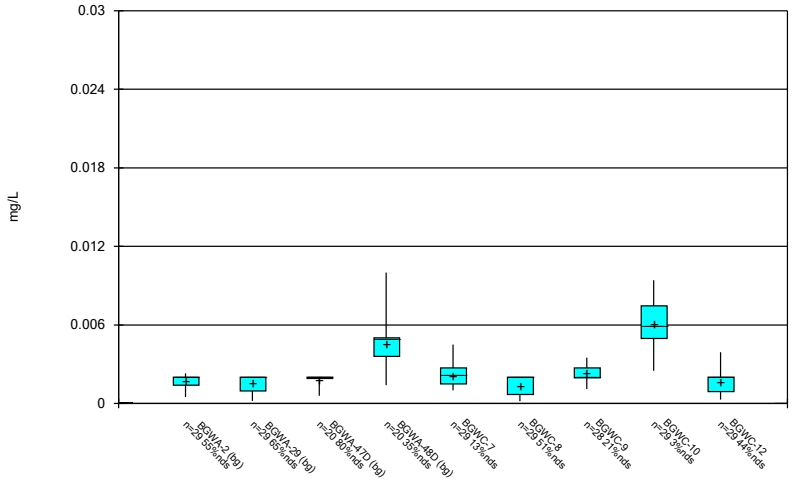

Constituent: Arsenic Analysis Run 6/10/2026 3:09 PM

Plant Bowen Client: Southern Company Data: Bowen AP-1

Sanitas™ v.10.1.06e Software licensed to Groundwater Stats Consulting. UG

Box & Whiskers Plot

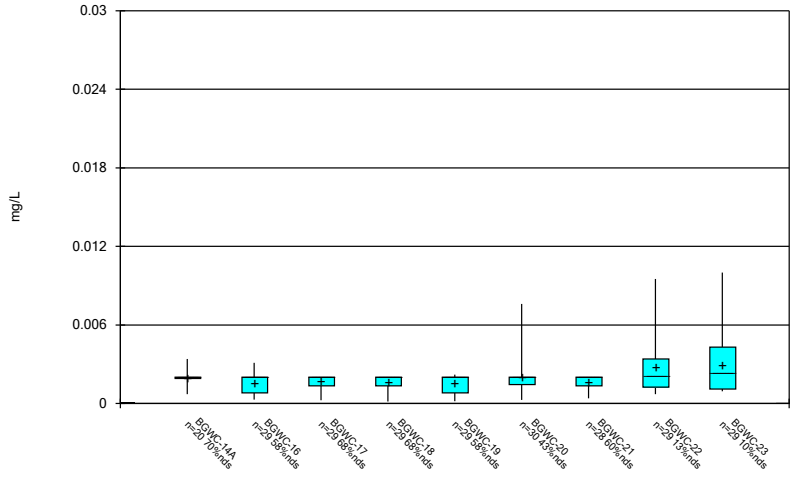

Constituent: Arsenic Analysis Run 6/10/2026 3:09 PM

Plant Bowen Client: Southern Company Data: Bowen AP-1

Sanitas™ v.10.1.06e Software licensed to Groundwater Stats Consulting. UG

Box & Whiskers Plot

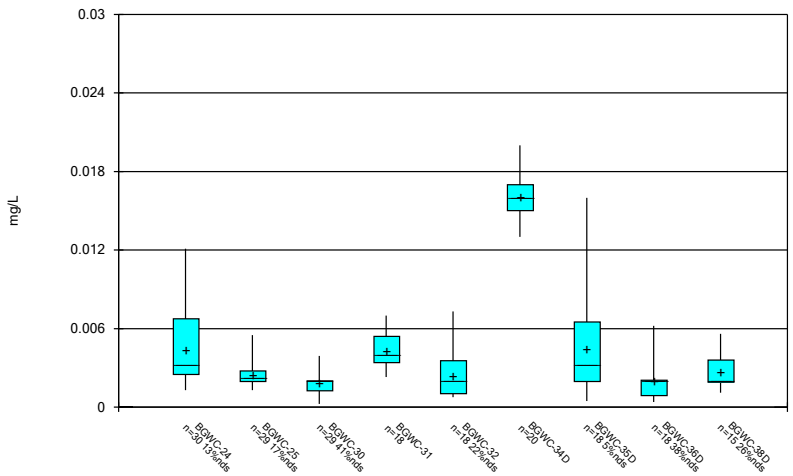

Constituent: Arsenic Analysis Run 6/10/2026 3:09 PM

Plant Bowen Client: Southern Company Data: Bowen AP-1

Sanitas™ v.10.1.06e Software licensed to Groundwater Stats Consulting. UG

Box & Whiskers Plot

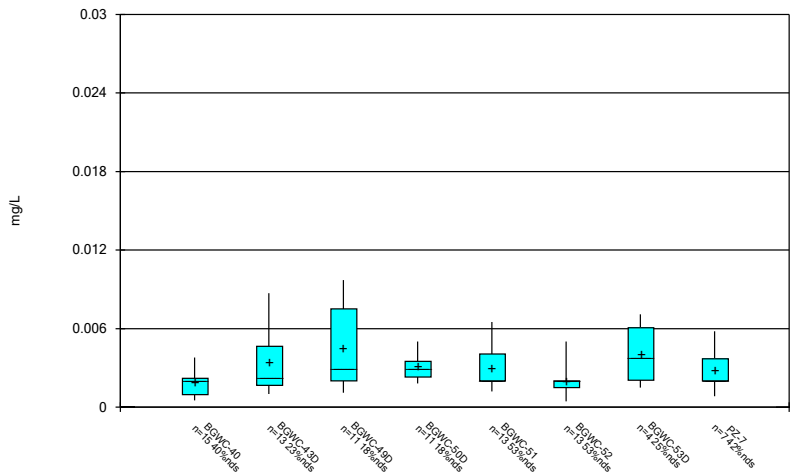

Constituent: Arsenic Analysis Run 6/10/2026 3:09 PM

Plant Bowen Client: Southern Company Data: Bowen AP-1

Sanitas™ v.10.1.06e Software licensed to Groundwater Stats Consulting. UG

Box & Whiskers Plot

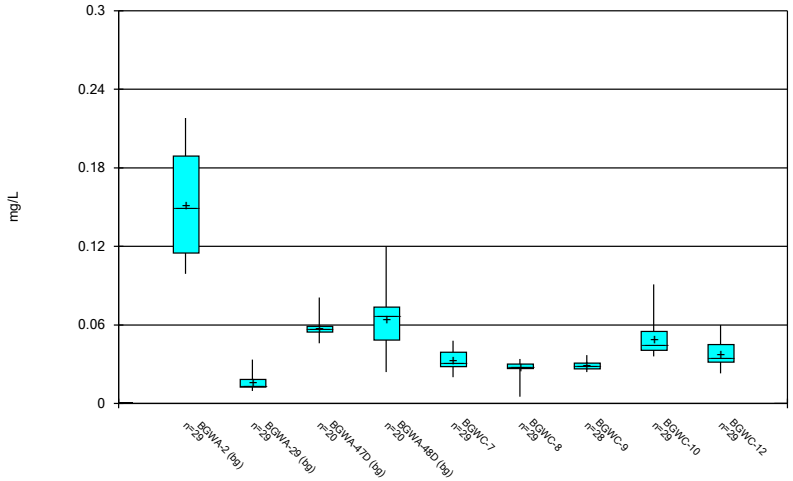

Constituent: Barium Analysis Run 6/10/2026 3:09 PM

Plant Bowen Client: Southern Company Data: Bowen AP-1

Sanitas™ v.10.1.06e Software licensed to Groundwater Stats Consulting. UG

Box & Whiskers Plot

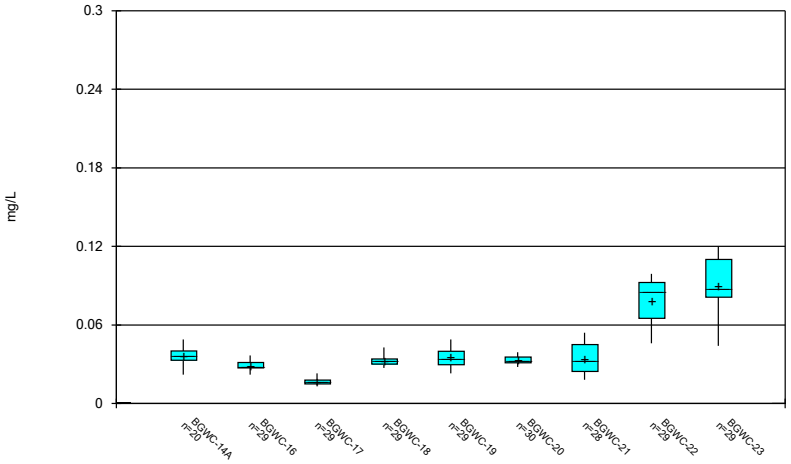

Constituent: Barium Analysis Run 6/10/2026 3:09 PM

Plant Bowen Client: Southern Company Data: Bowen AP-1

Sanitas™ v.10.1.06e Software licensed to Groundwater Stats Consulting. UG

Box & Whiskers Plot

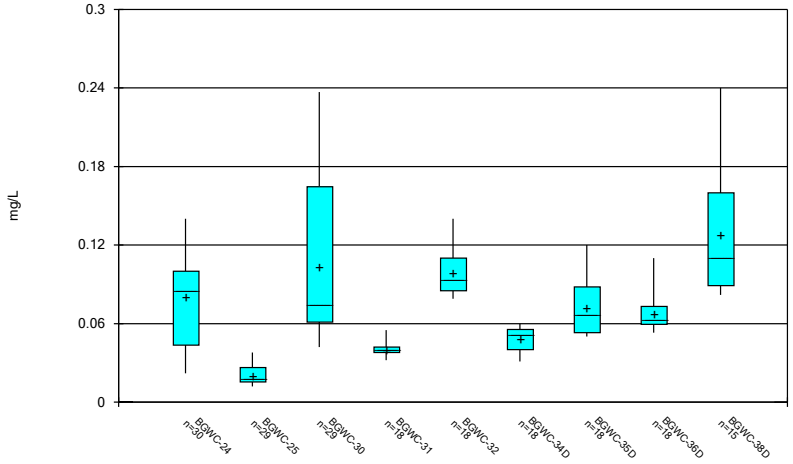

Constituent: Barium Analysis Run 6/10/2026 3:09 PM

Plant Bowen Client: Southern Company Data: Bowen AP-1

Sanitas™ v.10.1.06e Software licensed to Groundwater Stats Consulting. UG

Box & Whiskers Plot

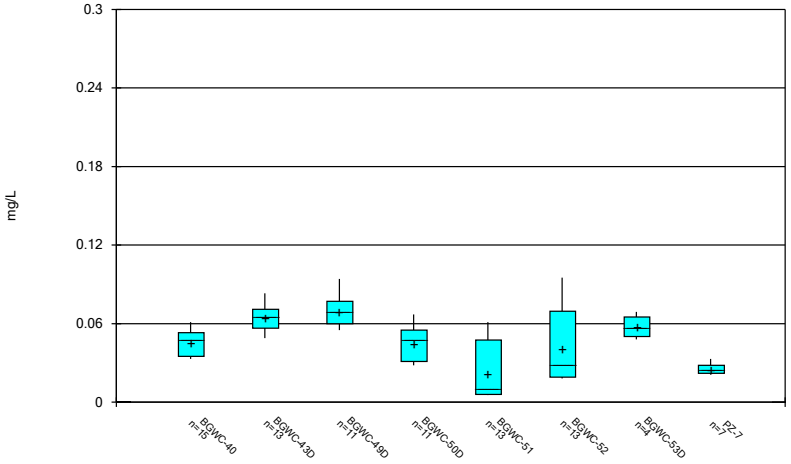

Constituent: Barium Analysis Run 6/10/2026 3:09 PM

Plant Bowen Client: Southern Company Data: Bowen AP-1

Sanitas™ v.10.1.06e Software licensed to Groundwater Stats Consulting. UG

Box & Whiskers Plot

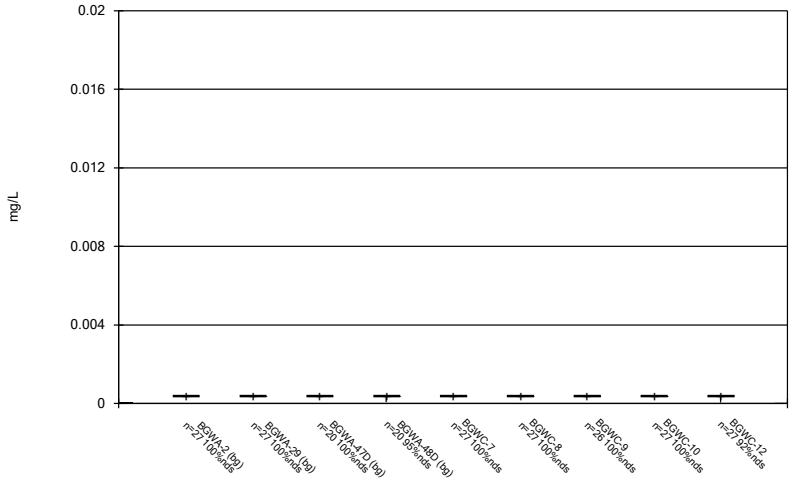

Constituent: Beryllium Analysis Run 6/10/2026 3:09 PM

Plant Bowen Client: Southern Company Data: Bowen AP-1

Sanitas™ v.10.1.06e Software licensed to Groundwater Stats Consulting. UG

Box & Whiskers Plot

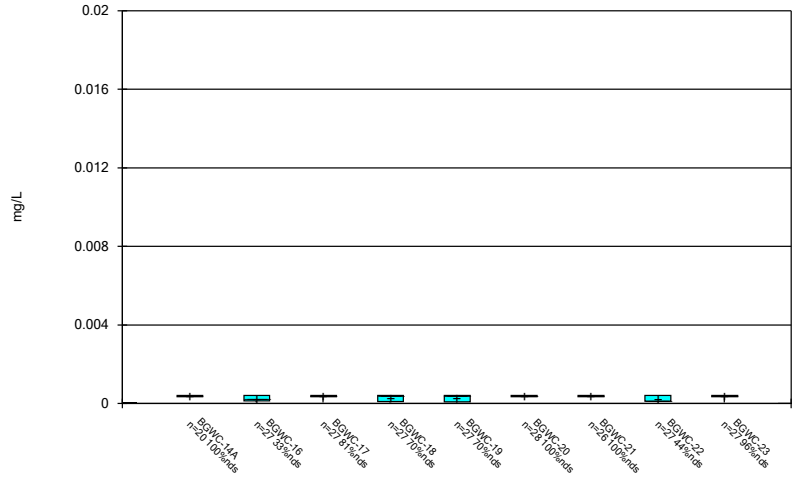

Constituent: Beryllium Analysis Run 6/10/2026 3:09 PM

Plant Bowen Client: Southern Company Data: Bowen AP-1

Sanitas™ v.10.1.06e Software licensed to Groundwater Stats Consulting. UG

Box & Whiskers Plot

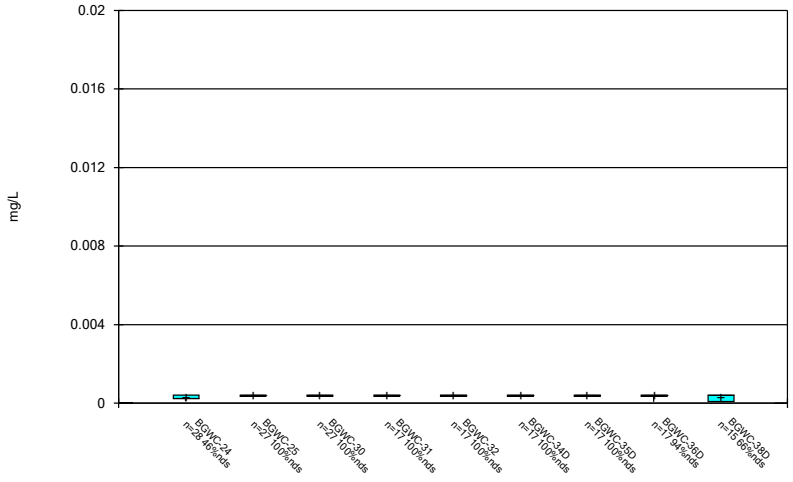

Constituent: Beryllium Analysis Run 6/10/2026 3:09 PM

Plant Bowen Client: Southern Company Data: Bowen AP-1

Sanitas™ v.10.1.06e Software licensed to Groundwater Stats Consulting. UG

Box & Whiskers Plot

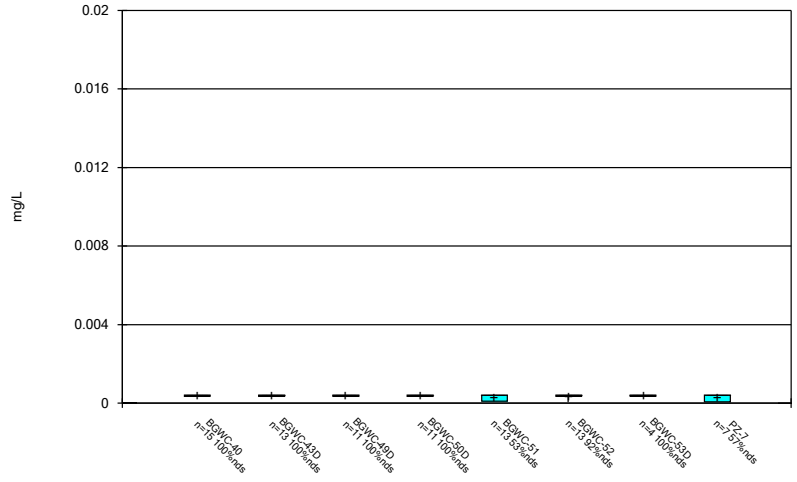

Constituent: Beryllium Analysis Run 6/10/2026 3:09 PM

Plant Bowen Client: Southern Company Data: Bowen AP-1

Sanitas™ v.10.1.06e Software licensed to Groundwater Stats Consulting. UG

Box & Whiskers Plot

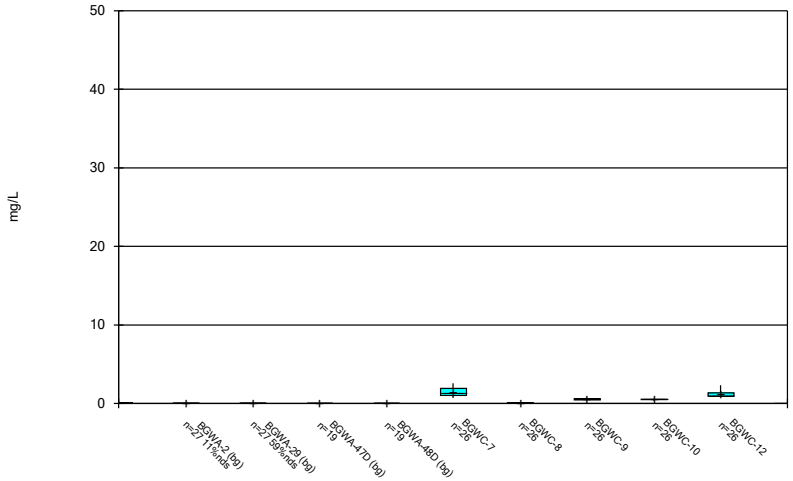

Constituent: Boron Analysis Run 6/10/2026 3:09 PM

Plant Bowen Client: Southern Company Data: Bowen AP-1

Sanitas™ v.10.1.06e Software licensed to Groundwater Stats Consulting. UG

Box & Whiskers Plot

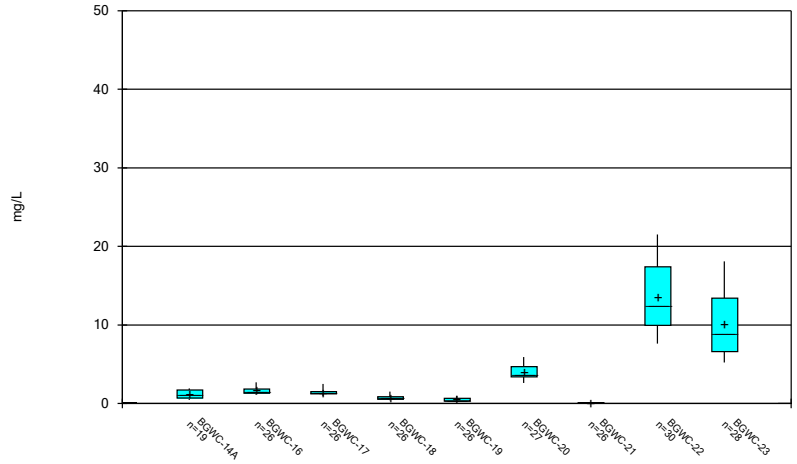

Constituent: Boron Analysis Run 6/10/2026 3:09 PM

Plant Bowen Client: Southern Company Data: Bowen AP-1

Sanitas™ v.10.1.06e Software licensed to Groundwater Stats Consulting. UG

Box & Whiskers Plot

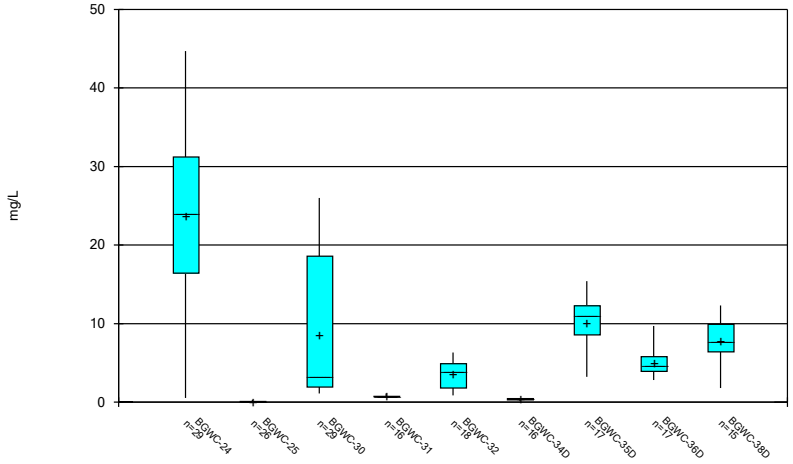

Constituent: Boron Analysis Run 6/10/2026 3:09 PM

Plant Bowen Client: Southern Company Data: Bowen AP-1

Sanitas™ v.10.1.06e Software licensed to Groundwater Stats Consulting. UG

Box & Whiskers Plot

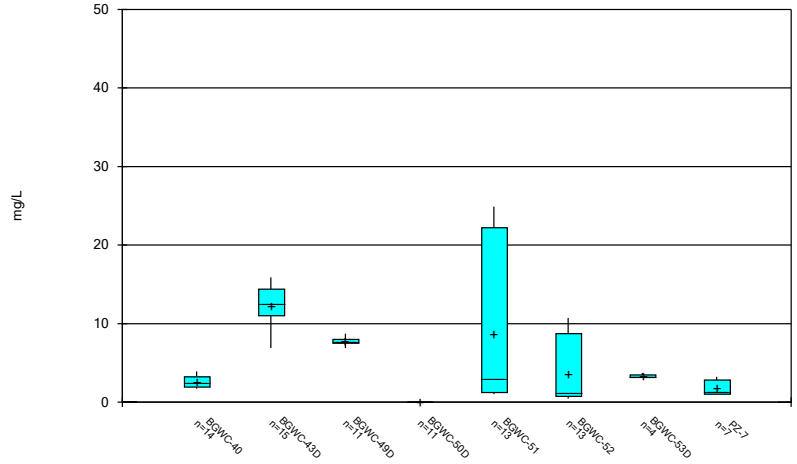

Constituent: Boron Analysis Run 6/10/2026 3:09 PM

Plant Bowen Client: Southern Company Data: Bowen AP-1

Sanitas™ v.10.1.06e Software licensed to Groundwater Stats Consulting. UG

Box & Whiskers Plot

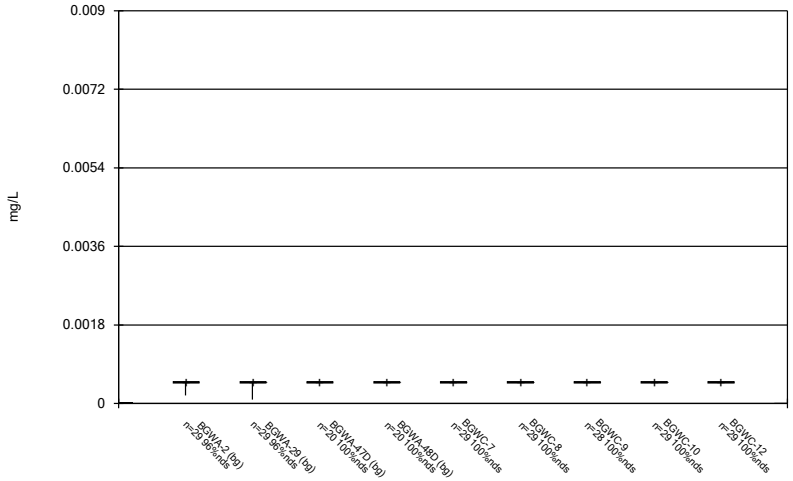

Constituent: Cadmium Analysis Run 6/10/2026 3:09 PM

Plant Bowen Client: Southern Company Data: Bowen AP-1

Sanitas™ v.10.1.06e Software licensed to Groundwater Stats Consulting. UG

Box & Whiskers Plot

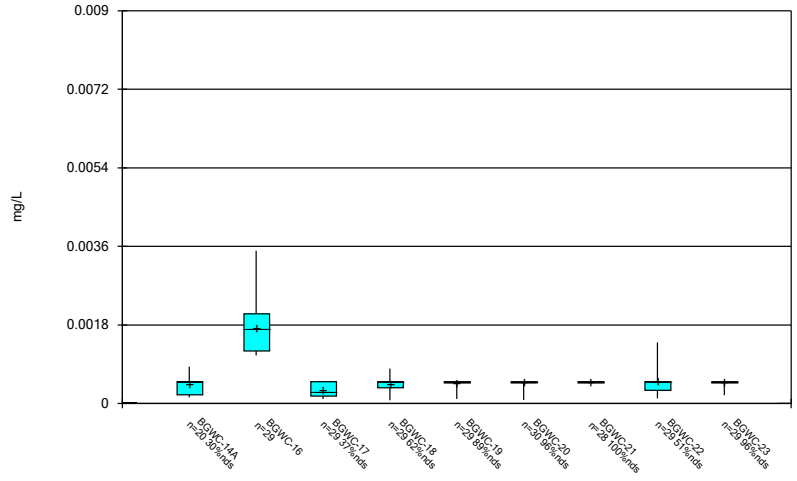

Constituent: Cadmium Analysis Run 6/10/2026 3:09 PM

Plant Bowen Client: Southern Company Data: Bowen AP-1

Sanitas™ v.10.1.06e Software licensed to Groundwater Stats Consulting. UG

Box & Whiskers Plot

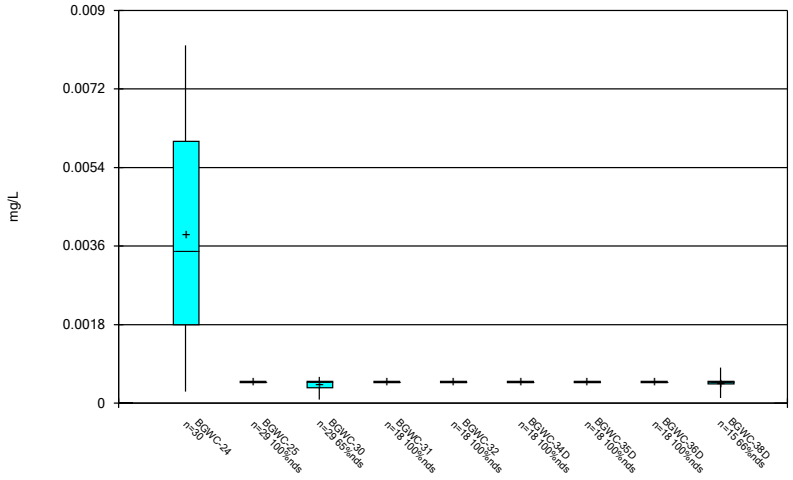

Constituent: Cadmium Analysis Run 6/10/2026 3:09 PM

Plant Bowen Client: Southern Company Data: Bowen AP-1

Sanitas™ v.10.1.06e Software licensed to Groundwater Stats Consulting. UG

Box & Whiskers Plot

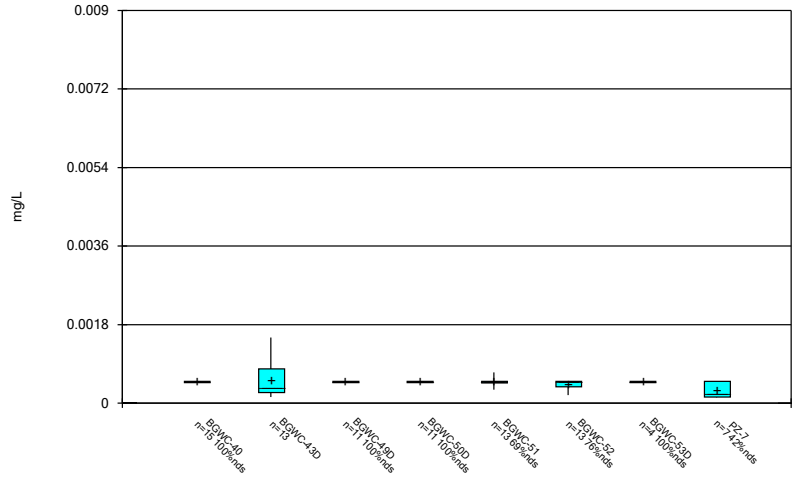

Constituent: Cadmium Analysis Run 6/10/2026 3:09 PM

Plant Bowen Client: Southern Company Data: Bowen AP-1

Sanitas™ v.10.1.06e Software licensed to Groundwater Stats Consulting. UG

Box & Whiskers Plot

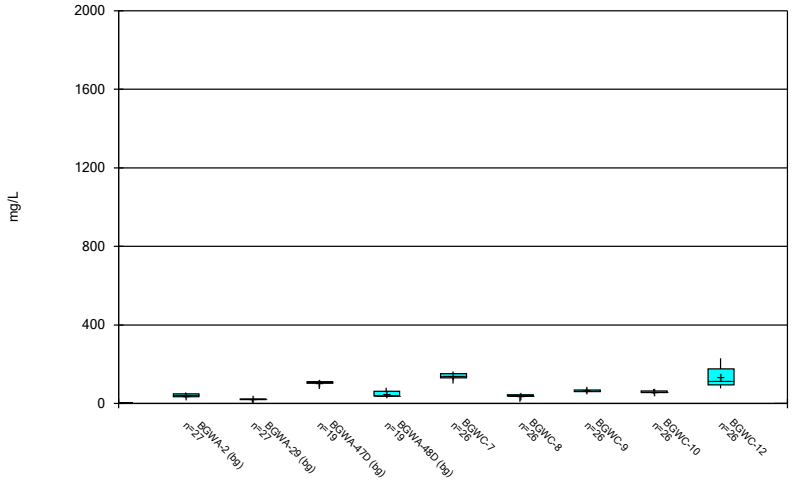

Constituent: Calcium Analysis Run 6/10/2026 3:09 PM

Plant Bowen Client: Southern Company Data: Bowen AP-1

Sanitas™ v.10.1.06e Software licensed to Groundwater Stats Consulting. UG

Box & Whiskers Plot

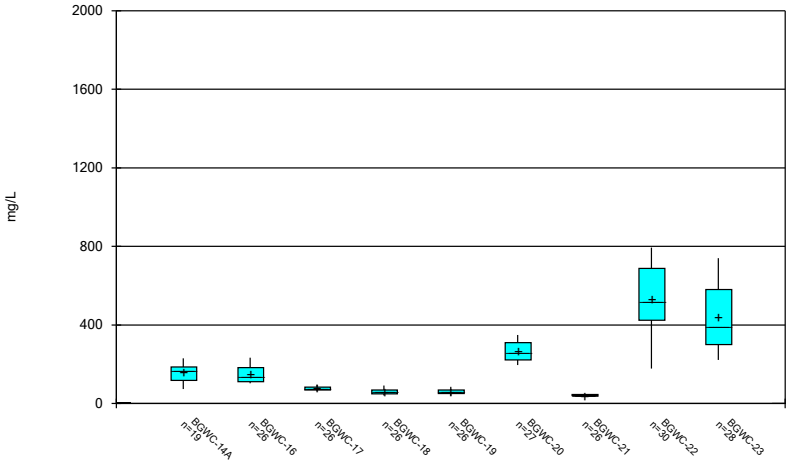

Constituent: Calcium Analysis Run 6/10/2026 3:09 PM

Plant Bowen Client: Southern Company Data: Bowen AP-1

Sanitas™ v.10.1.06e Software licensed to Groundwater Stats Consulting. UG

Box & Whiskers Plot

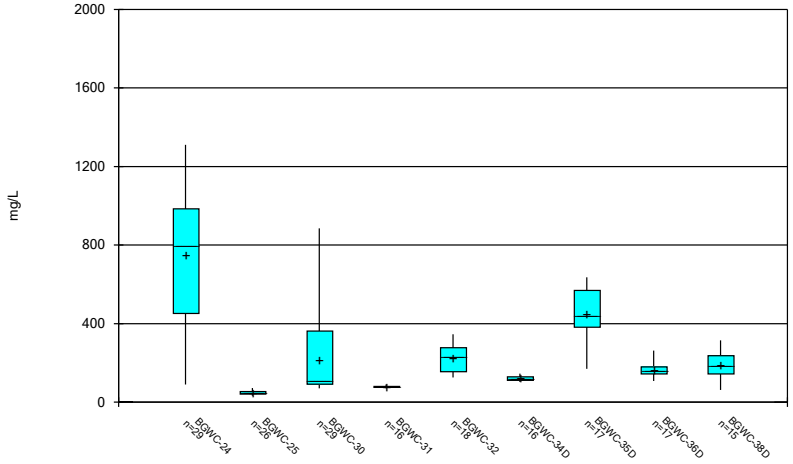

Constituent: Calcium Analysis Run 6/10/2026 3:09 PM

Plant Bowen Client: Southern Company Data: Bowen AP-1

Sanitas™ v.10.1.06e Software licensed to Groundwater Stats Consulting. UG

Box & Whiskers Plot

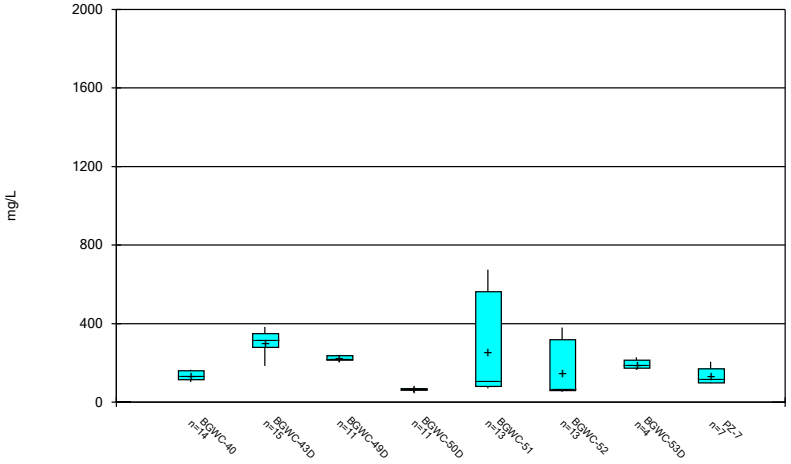

Constituent: Calcium Analysis Run 6/10/2026 3:10 PM

Plant Bowen Client: Southern Company Data: Bowen AP-1

Sanitas™ v.10.1.06e Software licensed to Groundwater Stats Consulting. UG

Box & Whiskers Plot

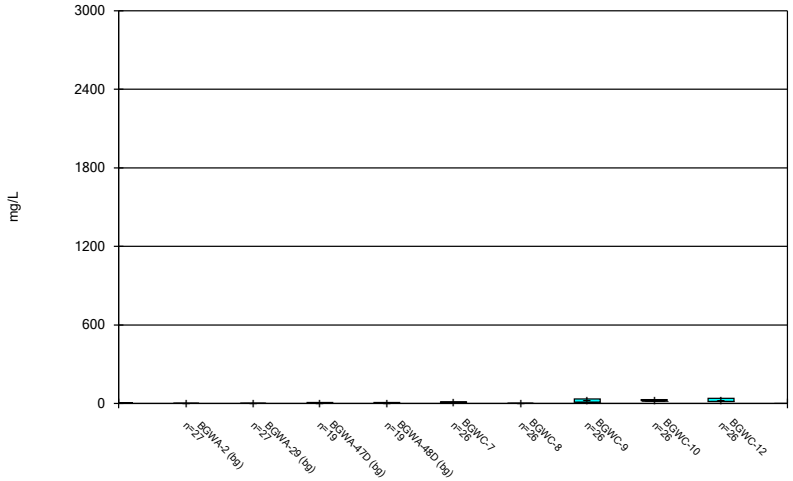

Constituent: Chloride Analysis Run 6/10/2026 3:10 PM

Plant Bowen Client: Southern Company Data: Bowen AP-1

Sanitas™ v.10.1.06e Software licensed to Groundwater Stats Consulting. UG

Box & Whiskers Plot

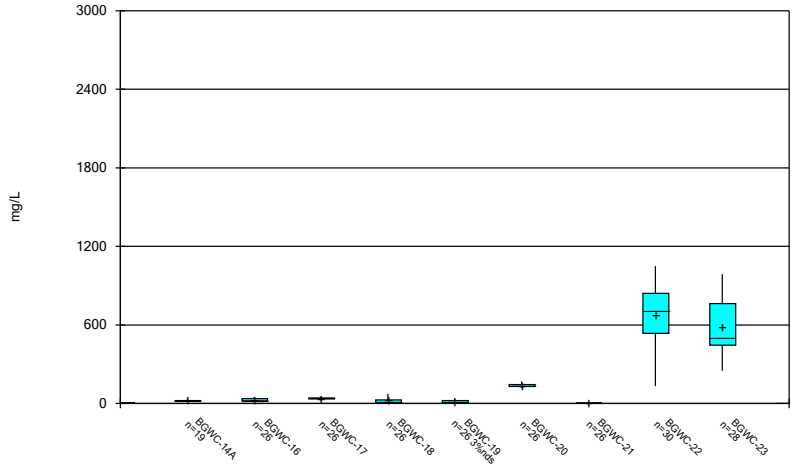

Constituent: Chloride Analysis Run 6/10/2026 3:10 PM

Plant Bowen Client: Southern Company Data: Bowen AP-1

Sanitas™ v.10.1.06e Software licensed to Groundwater Stats Consulting. UG

Box & Whiskers Plot

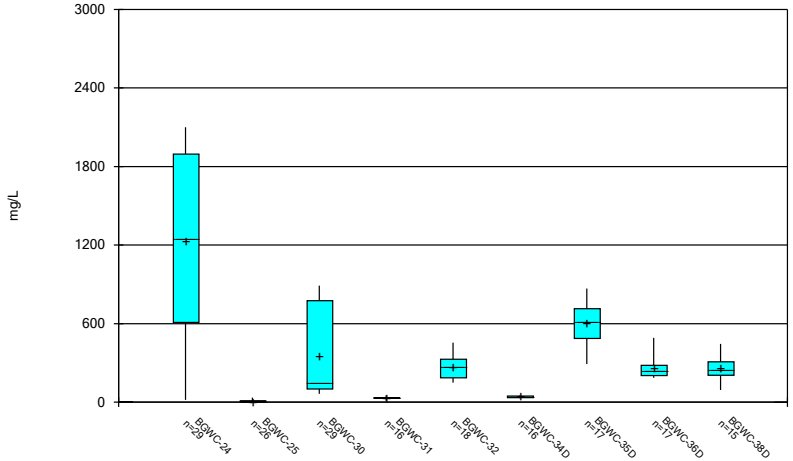

Constituent: Chloride Analysis Run 6/10/2026 3:10 PM

Plant Bowen Client: Southern Company Data: Bowen AP-1

Sanitas™ v.10.1.06e Software licensed to Groundwater Stats Consulting. UG

Box & Whiskers Plot

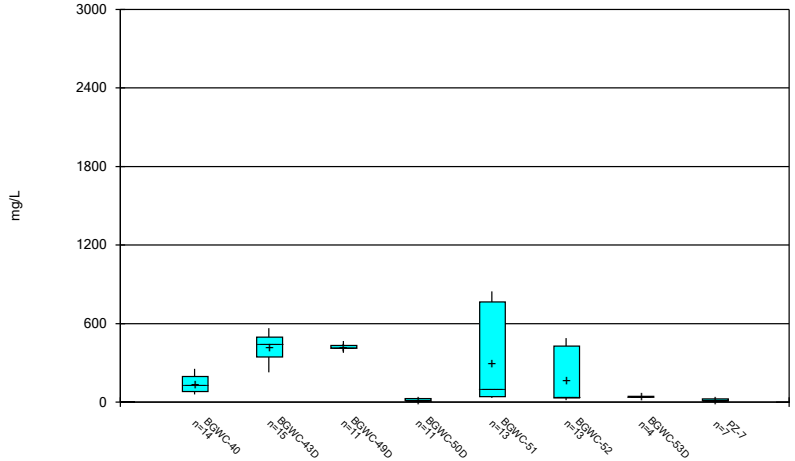

Constituent: Chloride Analysis Run 6/10/2026 3:10 PM

Plant Bowen Client: Southern Company Data: Bowen AP-1

Sanitas™ v.10.1.06e Software licensed to Groundwater Stats Consulting. UG

Box & Whiskers Plot

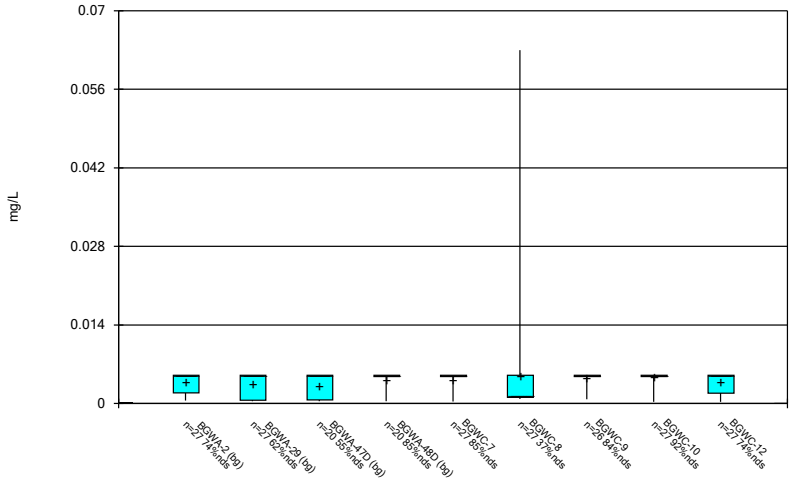

Constituent: Chromium Analysis Run 6/10/2026 3:10 PM

Plant Bowen Client: Southern Company Data: Bowen AP-1

Sanitas™ v.10.1.06e Software licensed to Groundwater Stats Consulting. UG

Box & Whiskers Plot

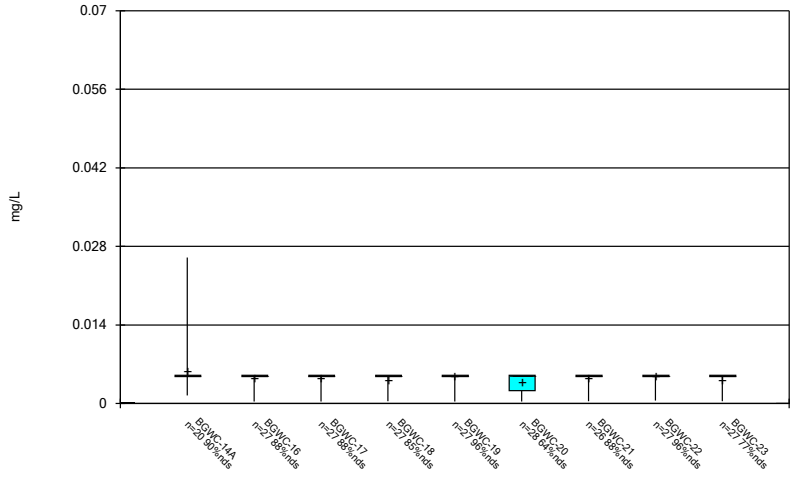

Constituent: Chromium Analysis Run 6/10/2026 3:10 PM

Plant Bowen Client: Southern Company Data: Bowen AP-1

Sanitas™ v.10.1.06e Software licensed to Groundwater Stats Consulting. UG

Box & Whiskers Plot

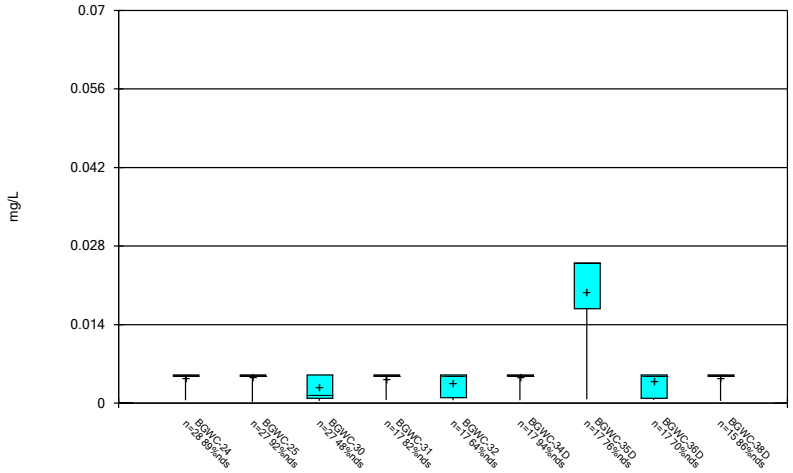

Constituent: Chromium Analysis Run 6/10/2026 3:10 PM

Plant Bowen Client: Southern Company Data: Bowen AP-1

Sanitas™ v.10.1.06e Software licensed to Groundwater Stats Consulting. UG

Box & Whiskers Plot

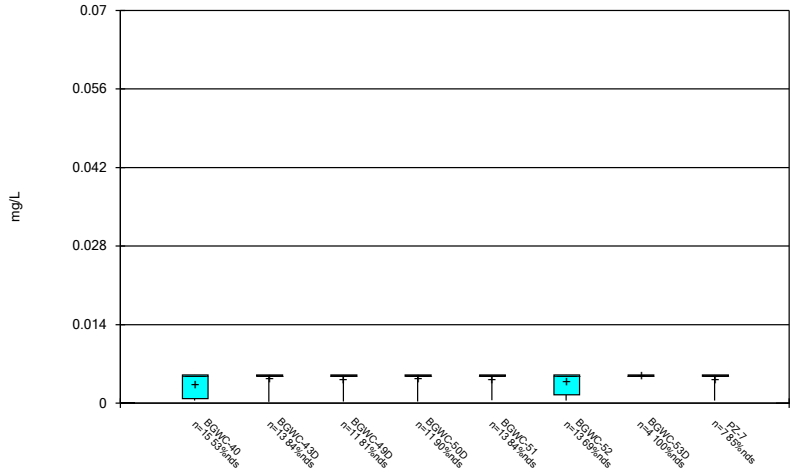

Constituent: Chromium Analysis Run 6/10/2026 3:10 PM

Plant Bowen Client: Southern Company Data: Bowen AP-1

Sanitas™ v.10.1.06e Software licensed to Groundwater Stats Consulting. UG

Box & Whiskers Plot

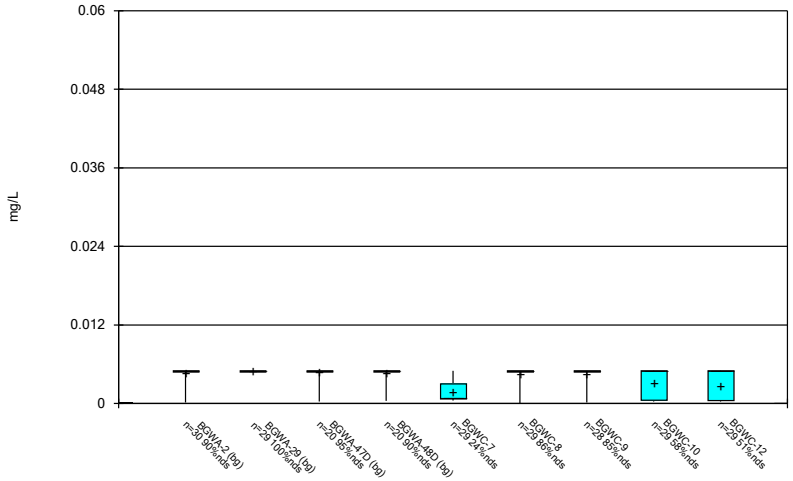

Constituent: Cobalt Analysis Run 6/10/2026 3:10 PM

Plant Bowen Client: Southern Company Data: Bowen AP-1

Sanitas™ v.10.1.06e Software licensed to Groundwater Stats Consulting. UG

Box & Whiskers Plot

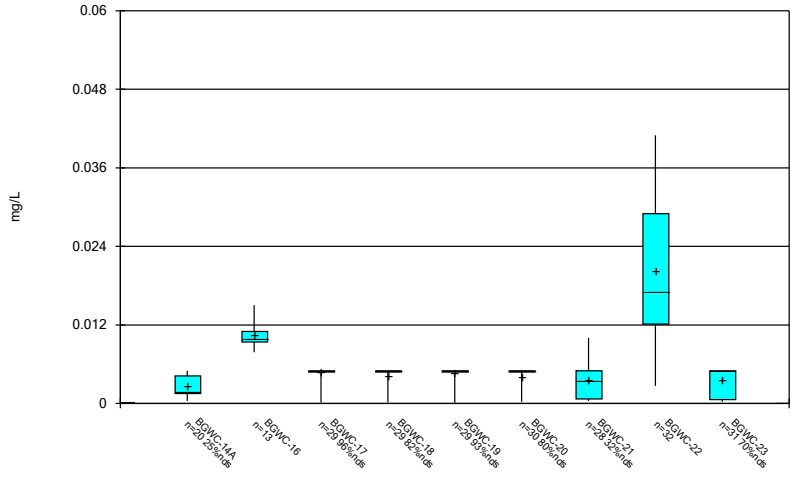

Constituent: Cobalt Analysis Run 6/10/2026 3:10 PM

Plant Bowen Client: Southern Company Data: Bowen AP-1

Sanitas™ v.10.1.06e Software licensed to Groundwater Stats Consulting. UG

Box & Whiskers Plot

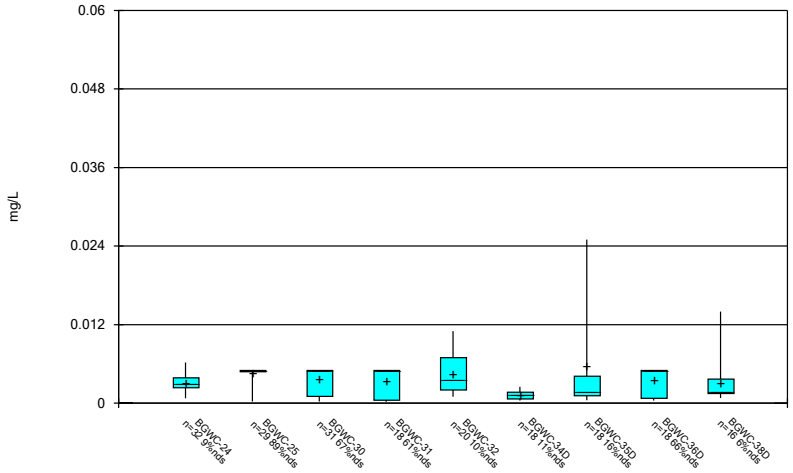

Constituent: Cobalt Analysis Run 6/10/2026 3:10 PM

Plant Bowen Client: Southern Company Data: Bowen AP-1

Sanitas™ v.10.1.06e Software licensed to Groundwater Stats Consulting. UG

Box & Whiskers Plot

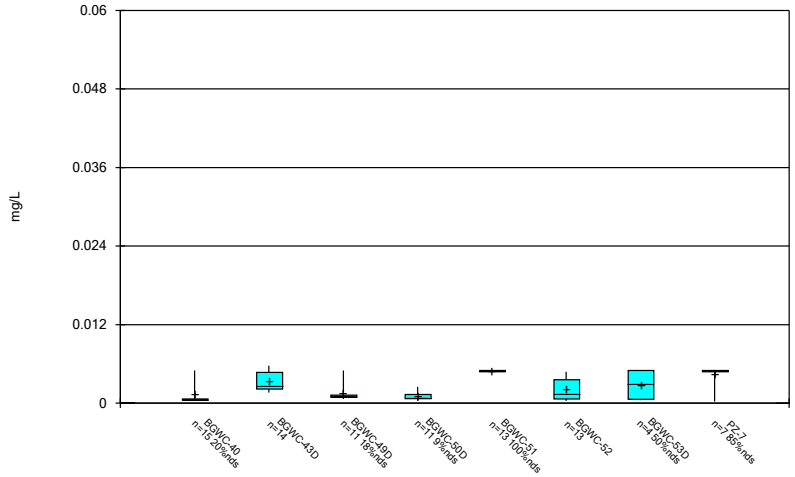

Constituent: Cobalt Analysis Run 6/10/2026 3:10 PM

Plant Bowen Client: Southern Company Data: Bowen AP-1

Sanitas™ v.10.1.06e Software licensed to Groundwater Stats Consulting. UG

Box & Whiskers Plot

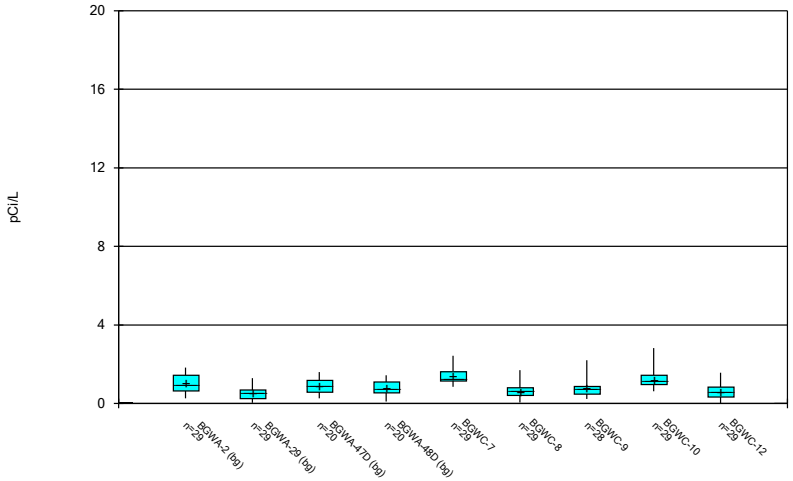

Constituent: Combined Radium 226 + 228 Analysis Run 6/10/2026 3:10 PM

Plant Bowen Client: Southern Company Data: Bowen AP-1

Sanitas™ v.10.1.06e Software licensed to Groundwater Stats Consulting. UG

Box & Whiskers Plot

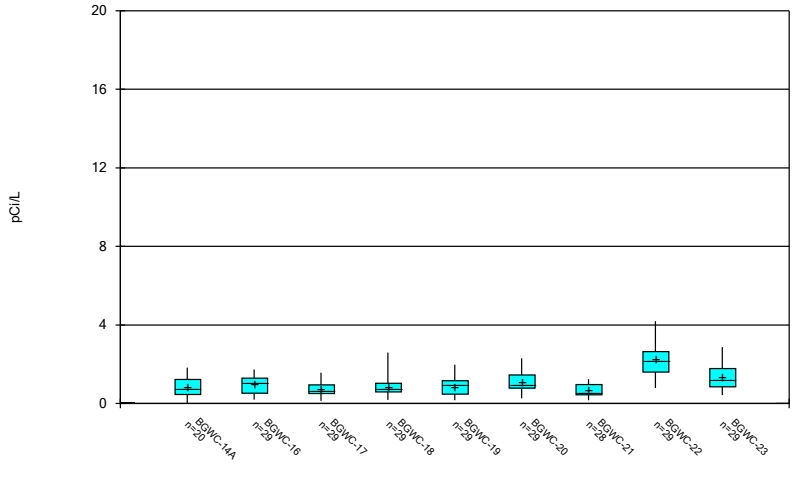

Constituent: Combined Radium 226 + 228 Analysis Run 6/10/2026 3:10 PM

Plant Bowen Client: Southern Company Data: Bowen AP-1

Sanitas™ v.10.1.06e Software licensed to Groundwater Stats Consulting. UG

Box & Whiskers Plot

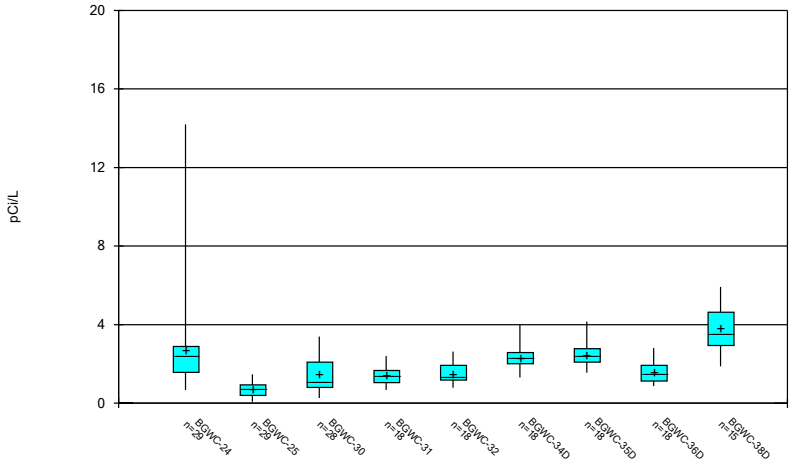

Constituent: Combined Radium 226 + 228 Analysis Run 6/10/2026 3:10 PM

Plant Bowen Client: Southern Company Data: Bowen AP-1

Sanitas™ v.10.1.06e Software licensed to Groundwater Stats Consulting. UG

Box & Whiskers Plot

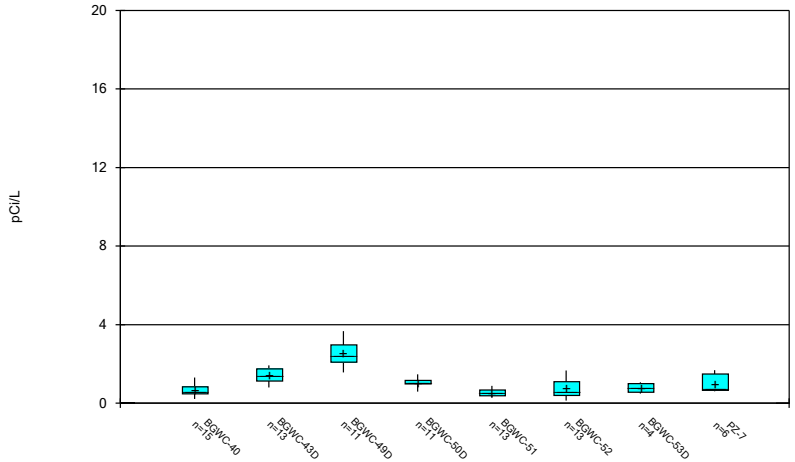

Constituent: Combined Radium 226 + 228 Analysis Run 6/10/2026 3:10 PM

Plant Bowen Client: Southern Company Data: Bowen AP-1

Sanitas™ v.10.1.06e Software licensed to Groundwater Stats Consulting. UG

Box & Whiskers Plot

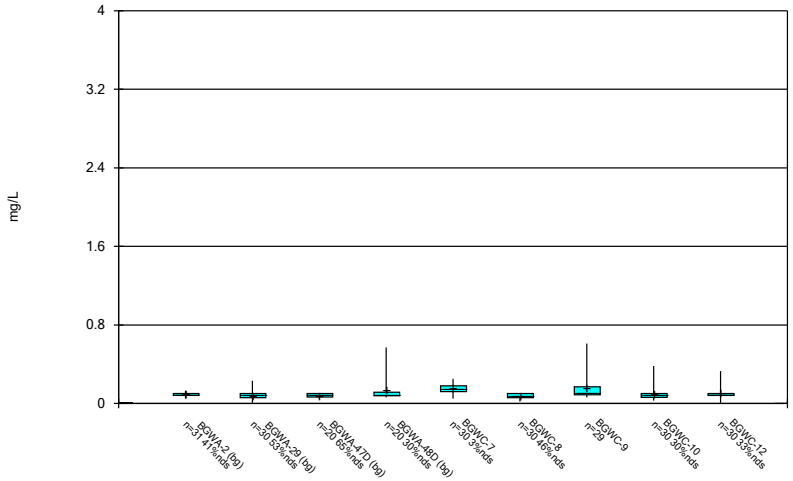

Constituent: Fluoride Analysis Run 6/10/2026 3:10 PM

Plant Bowen Client: Southern Company Data: Bowen AP-1

Sanitas™ v.10.1.06e Software licensed to Groundwater Stats Consulting. UG

Box & Whiskers Plot

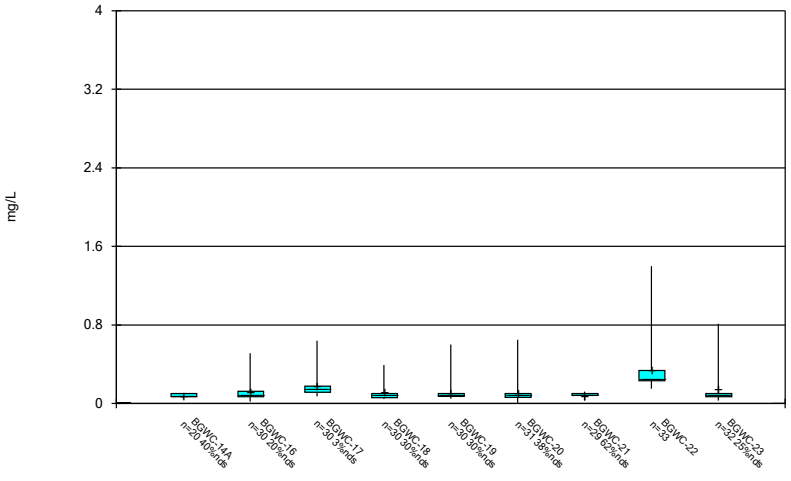

Constituent: Fluoride Analysis Run 6/10/2026 3:10 PM

Plant Bowen Client: Southern Company Data: Bowen AP-1

Sanitas™ v.10.1.06e Software licensed to Groundwater Stats Consulting. UG

Box & Whiskers Plot

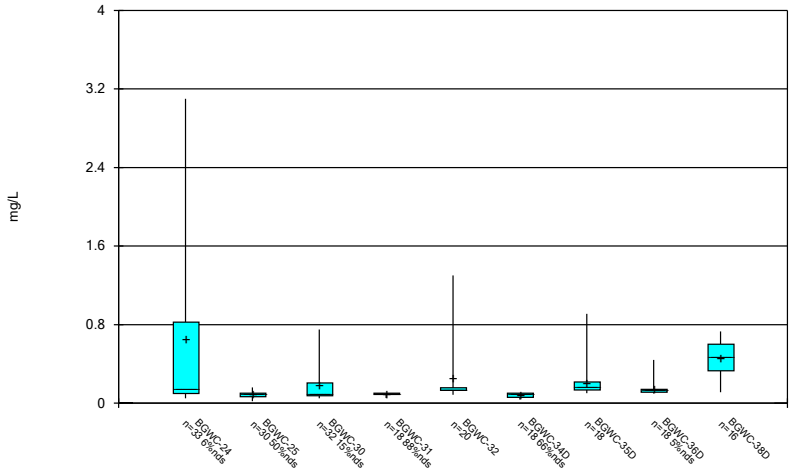

Constituent: Fluoride Analysis Run 6/10/2026 3:10 PM

Plant Bowen Client: Southern Company Data: Bowen AP-1

Sanitas™ v.10.1.06e Software licensed to Groundwater Stats Consulting. UG

Box & Whiskers Plot

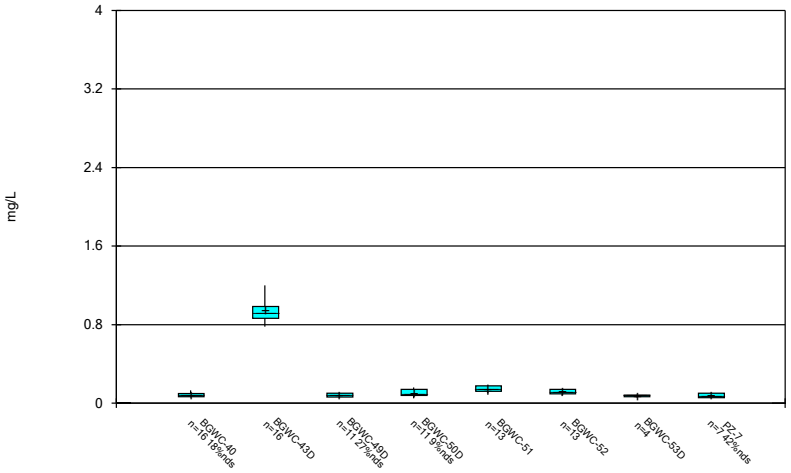

Constituent: Fluoride Analysis Run 6/10/2026 3:10 PM

Plant Bowen Client: Southern Company Data: Bowen AP-1

Sanitas™ v.10.1.06e Software licensed to Groundwater Stats Consulting. UG

Box & Whiskers Plot

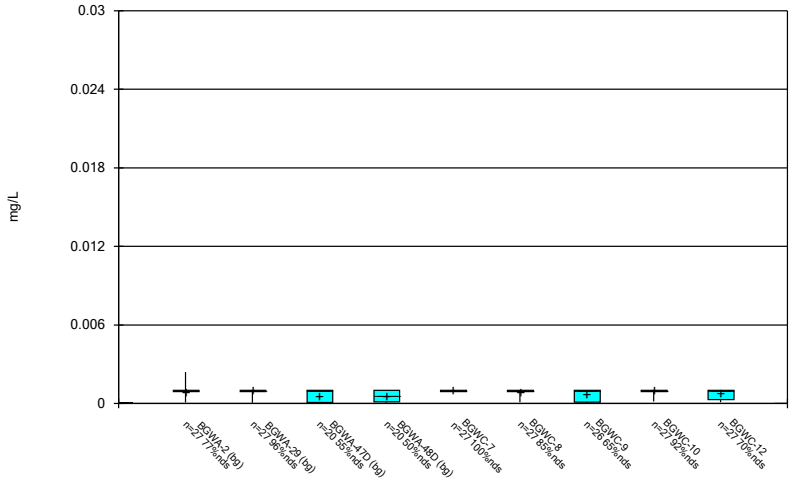

Constituent: Lead Analysis Run 6/10/2026 3:10 PM

Plant Bowen Client: Southern Company Data: Bowen AP-1

Sanitas™ v.10.1.06e Software licensed to Groundwater Stats Consulting. UG

Box & Whiskers Plot

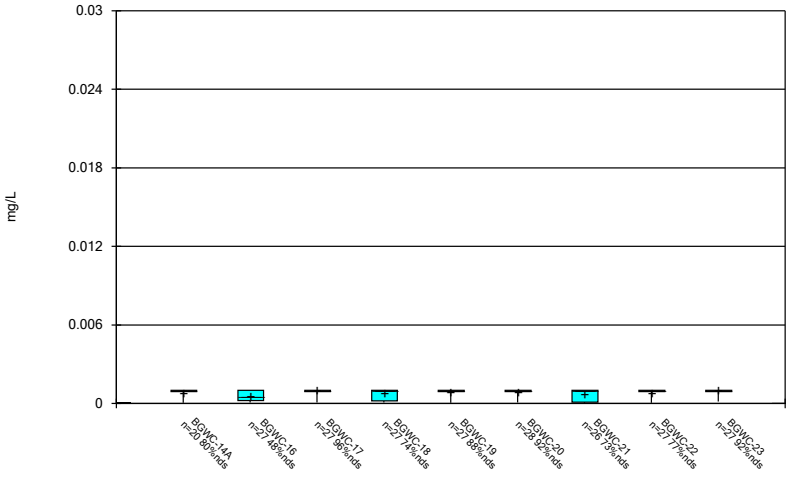

Constituent: Lead Analysis Run 6/10/2026 3:10 PM

Plant Bowen Client: Southern Company Data: Bowen AP-1

Sanitas™ v.10.1.06e Software licensed to Groundwater Stats Consulting. UG

Box & Whiskers Plot

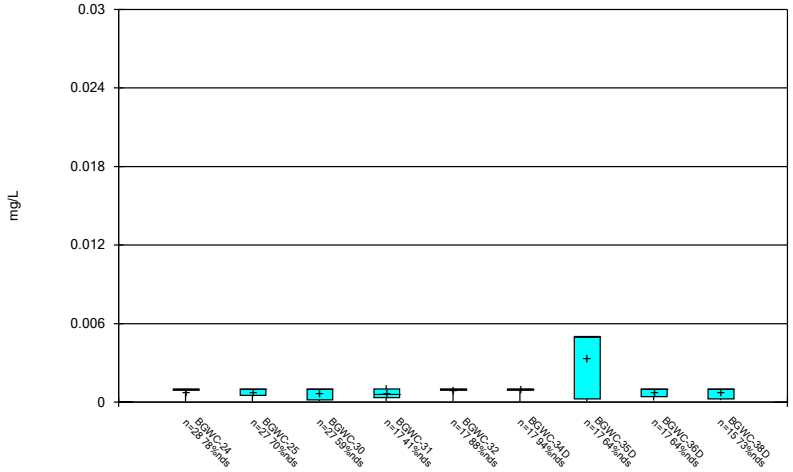

Constituent: Lead Analysis Run 6/10/2026 3:10 PM

Plant Bowen Client: Southern Company Data: Bowen AP-1

Sanitas™ v.10.1.06e Software licensed to Groundwater Stats Consulting. UG

Box & Whiskers Plot

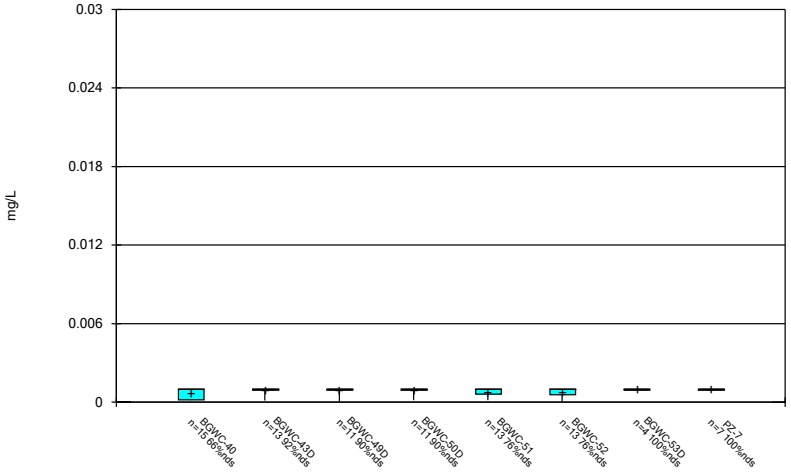

Constituent: Lead Analysis Run 6/10/2026 3:10 PM

Plant Bowen Client: Southern Company Data: Bowen AP-1

Sanitas™ v.10.1.06e Software licensed to Groundwater Stats Consulting. UG

Box & Whiskers Plot

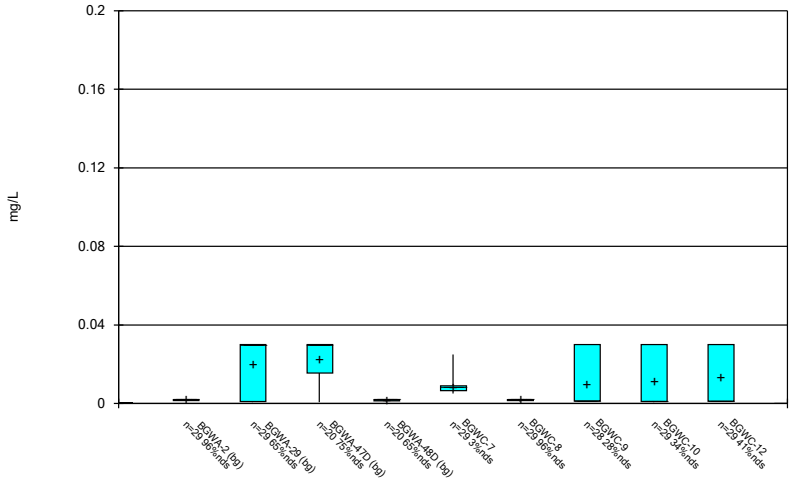

Constituent: Lithium Analysis Run 6/10/2026 3:10 PM

Plant Bowen Client: Southern Company Data: Bowen AP-1

Sanitas™ v.10.1.06e Software licensed to Groundwater Stats Consulting. UG

Box & Whiskers Plot

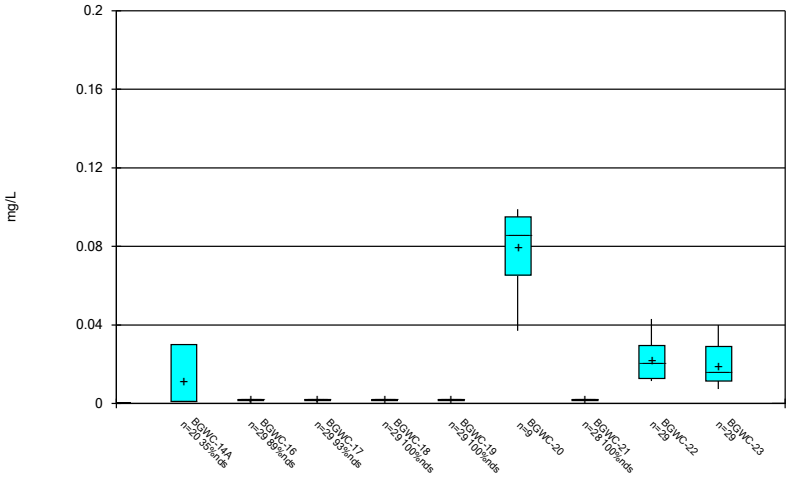

Constituent: Lithium Analysis Run 6/10/2026 3:10 PM

Plant Bowen Client: Southern Company Data: Bowen AP-1

Sanitas™ v.10.1.06e Software licensed to Groundwater Stats Consulting. UG

Box & Whiskers Plot

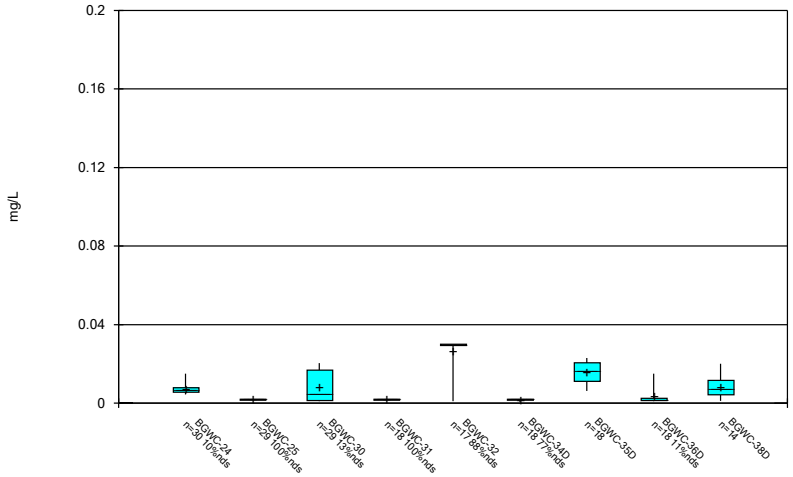

Constituent: Lithium Analysis Run 6/10/2026 3:10 PM

Plant Bowen Client: Southern Company Data: Bowen AP-1

Sanitas™ v.10.1.06e Software licensed to Groundwater Stats Consulting. UG

Box & Whiskers Plot

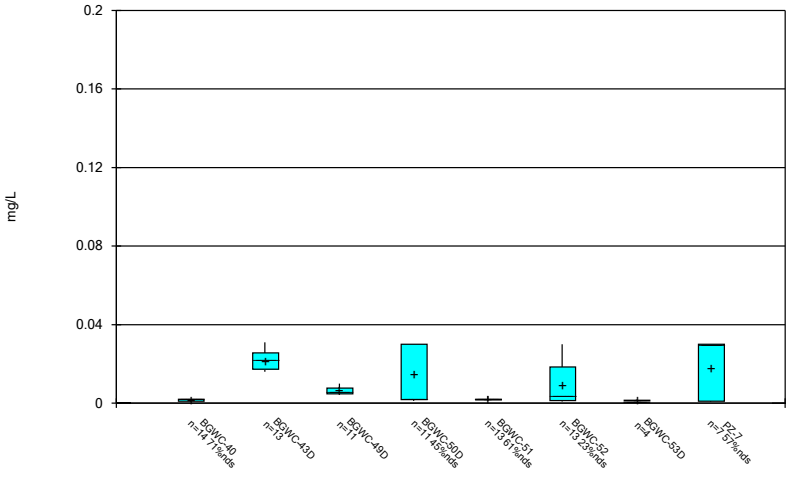

Constituent: Lithium Analysis Run 6/10/2026 3:10 PM

Plant Bowen Client: Southern Company Data: Bowen AP-1

Sanitas™ v.10.1.06e Software licensed to Groundwater Stats Consulting. UG

Box & Whiskers Plot

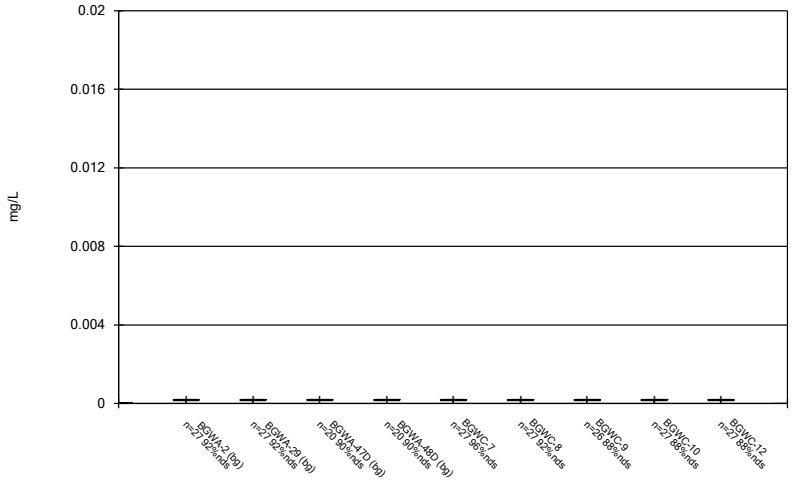

Constituent: Mercury Analysis Run 6/10/2026 3:10 PM

Plant Bowen Client: Southern Company Data: Bowen AP-1

Sanitas™ v.10.1.06e Software licensed to Groundwater Stats Consulting. UG

Box & Whiskers Plot

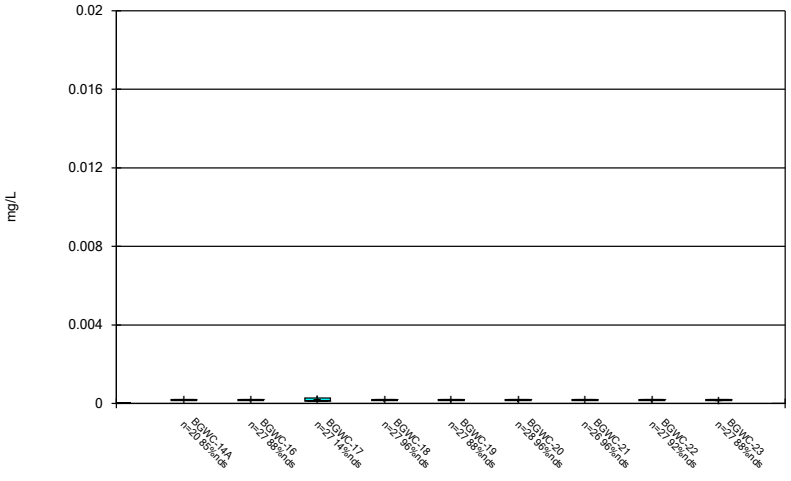

Constituent: Mercury Analysis Run 6/10/2026 3:10 PM

Plant Bowen Client: Southern Company Data: Bowen AP-1

Sanitas™ v.10.1.06e Software licensed to Groundwater Stats Consulting. UG

Box & Whiskers Plot

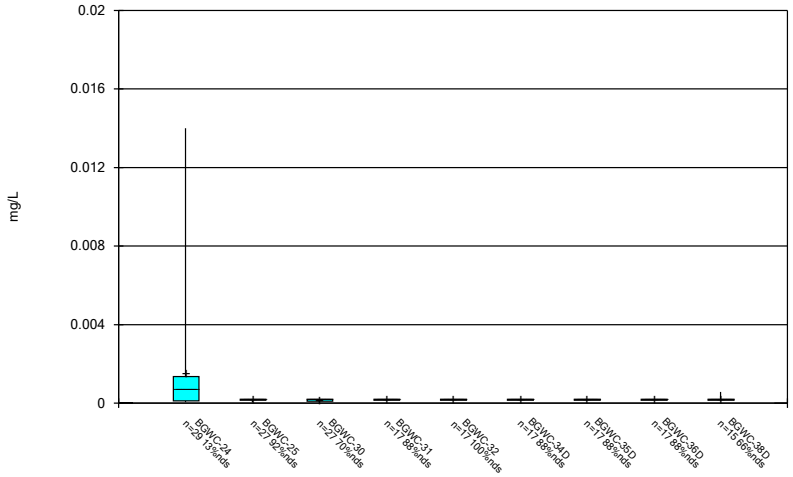

Constituent: Mercury Analysis Run 6/10/2026 3:10 PM

Plant Bowen Client: Southern Company Data: Bowen AP-1

Sanitas™ v.10.1.06e Software licensed to Groundwater Stats Consulting. UG

Box & Whiskers Plot

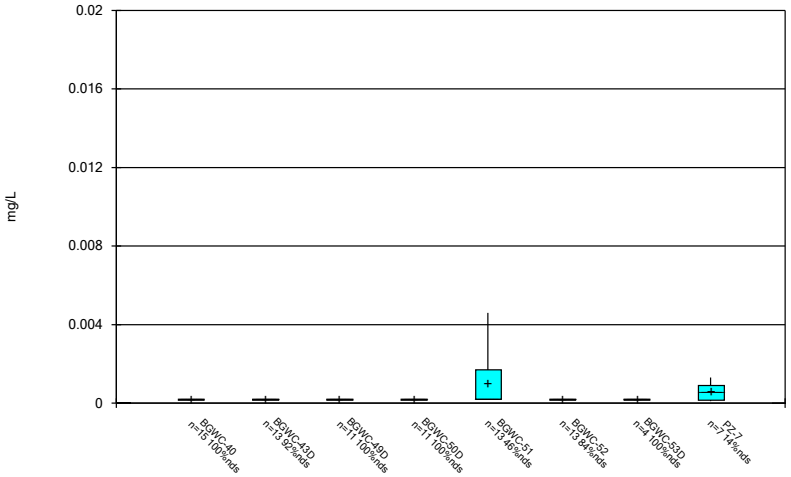

Constituent: Mercury Analysis Run 6/10/2026 3:10 PM

Plant Bowen Client: Southern Company Data: Bowen AP-1

Sanitas™ v.10.1.06e Software licensed to Groundwater Stats Consulting. UG

Box & Whiskers Plot

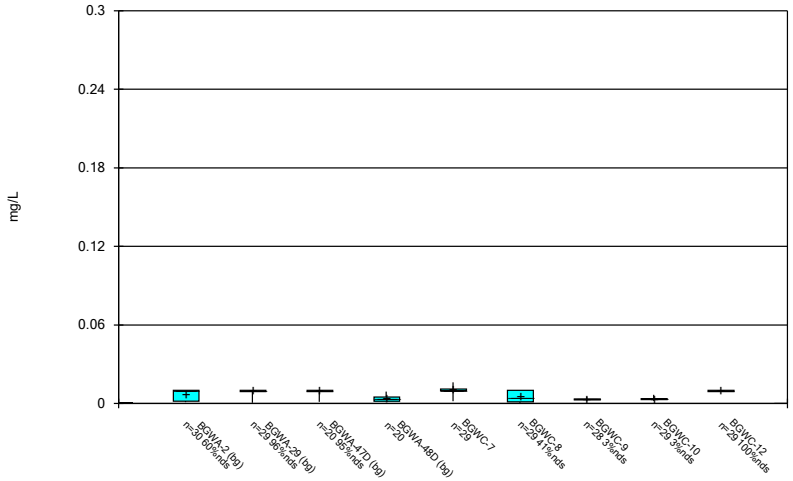

Constituent: Molybdenum Analysis Run 6/10/2026 3:10 PM

Plant Bowen Client: Southern Company Data: Bowen AP-1

Sanitas™ v.10.1.06e Software licensed to Groundwater Stats Consulting. UG

Box & Whiskers Plot

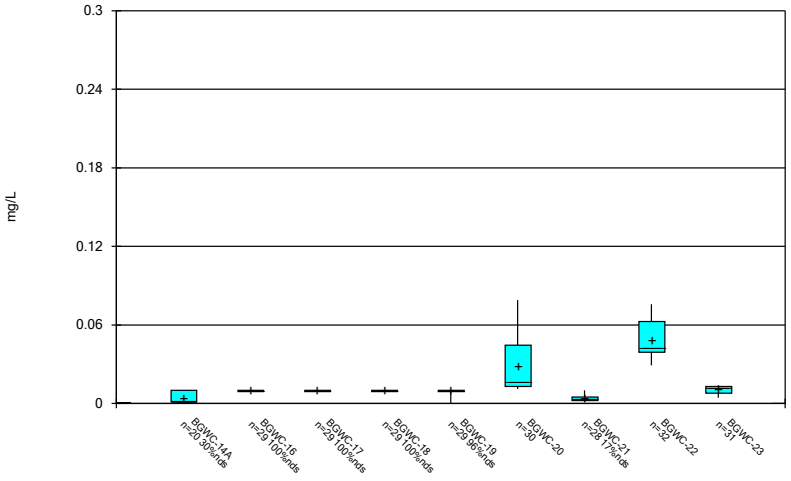

Constituent: Molybdenum Analysis Run 6/10/2026 3:10 PM

Plant Bowen Client: Southern Company Data: Bowen AP-1

Sanitas™ v.10.1.06e Software licensed to Groundwater Stats Consulting. UG

Box & Whiskers Plot

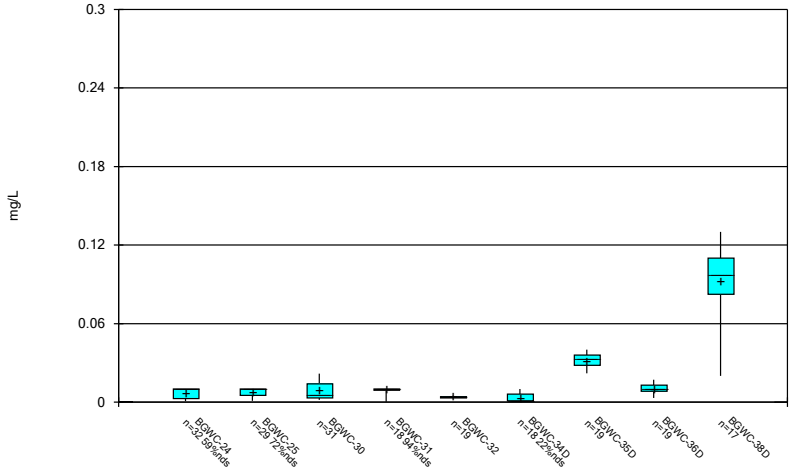

Constituent: Molybdenum Analysis Run 6/10/2026 3:10 PM

Plant Bowen Client: Southern Company Data: Bowen AP-1

Sanitas™ v.10.1.06e Software licensed to Groundwater Stats Consulting. UG

Box & Whiskers Plot

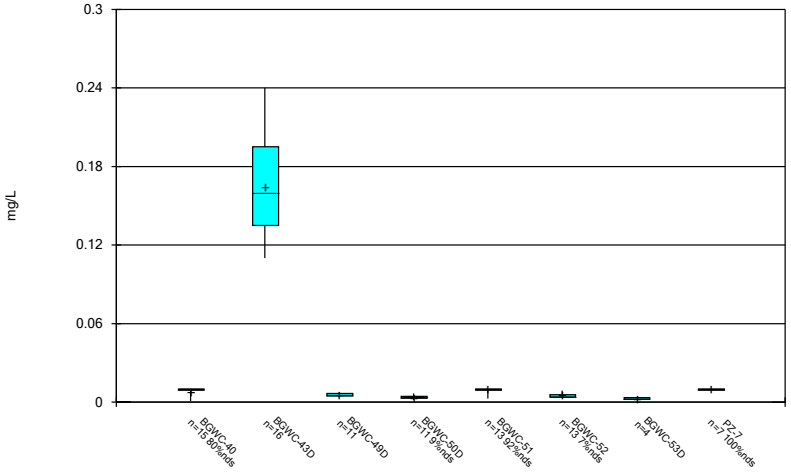

Constituent: Molybdenum Analysis Run 6/10/2026 3:10 PM

Plant Bowen Client: Southern Company Data: Bowen AP-1

Sanitas™ v.10.1.06e Software licensed to Groundwater Stats Consulting. UG

Box & Whiskers Plot

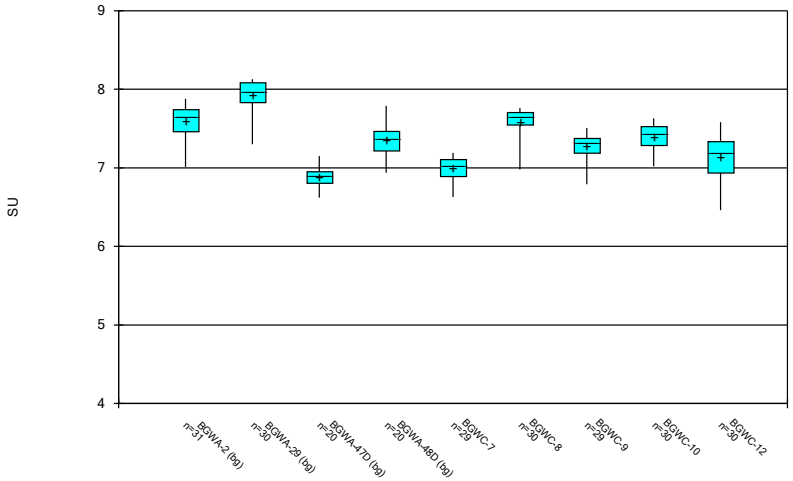

Constituent: pH, Field Analysis Run 6/10/2026 3:10 PM

Plant Bowen Client: Southern Company Data: Bowen AP-1

Sanitas™ v.10.1.06e Software licensed to Groundwater Stats Consulting. UG

Box & Whiskers Plot

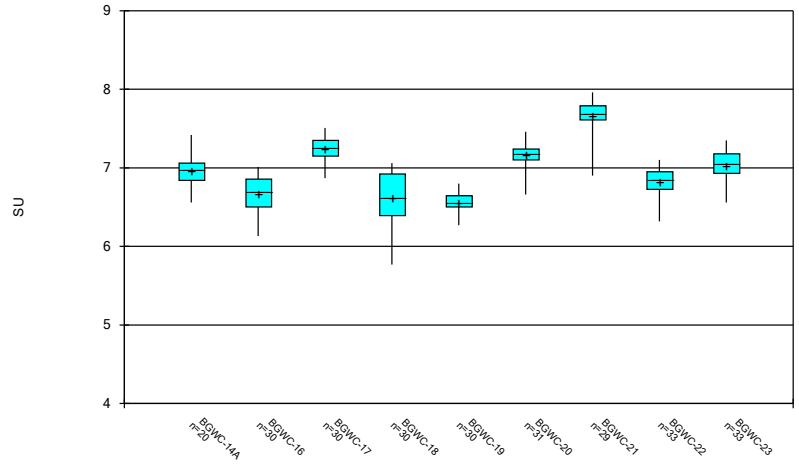

Constituent: pH, Field Analysis Run 6/10/2026 3:10 PM

Plant Bowen Client: Southern Company Data: Bowen AP-1

Sanitas™ v.10.1.06e Software licensed to Groundwater Stats Consulting. UG

Box & Whiskers Plot

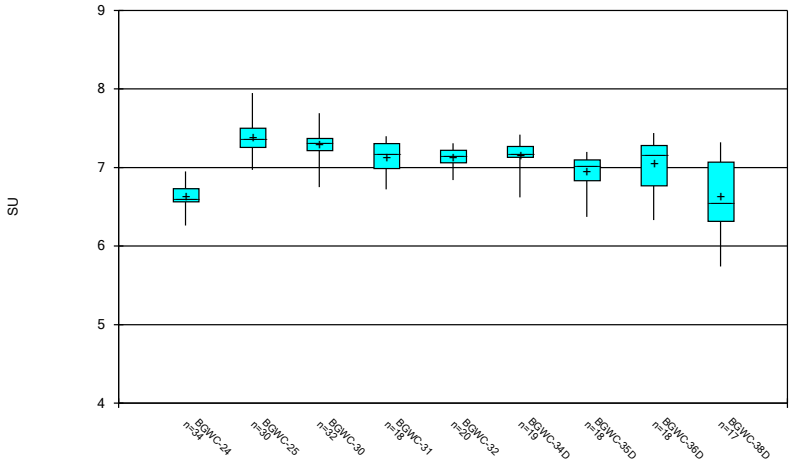

Constituent: pH, Field Analysis Run 6/10/2026 3:10 PM

Plant Bowen Client: Southern Company Data: Bowen AP-1

Sanitas™ v.10.1.06e Software licensed to Groundwater Stats Consulting. UG

Box & Whiskers Plot

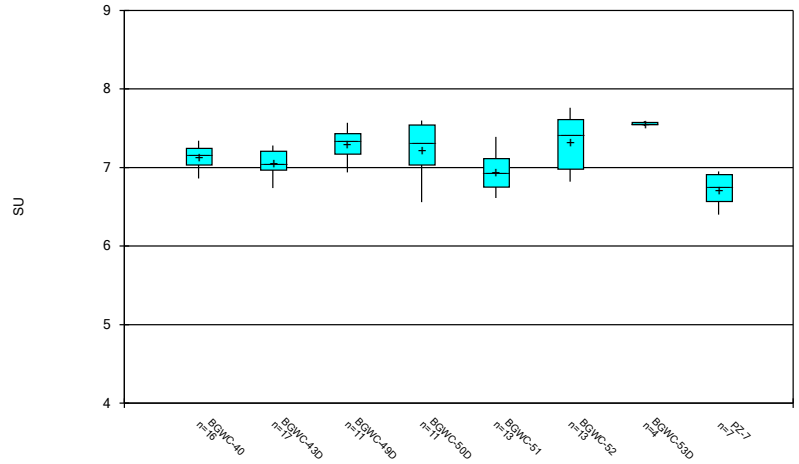

Constituent: pH, Field Analysis Run 6/10/2026 3:10 PM

Plant Bowen Client: Southern Company Data: Bowen AP-1

Sanitas™ v.10.1.06e Software licensed to Groundwater Stats Consulting. UG

Box & Whiskers Plot

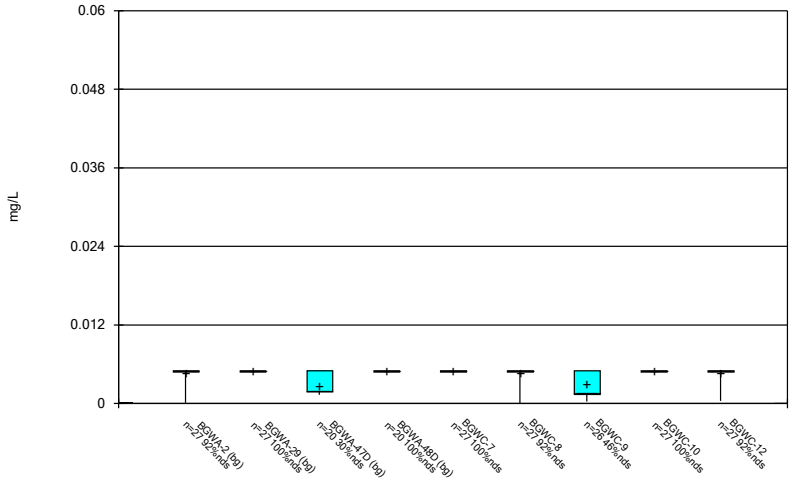

Constituent: Selenium Analysis Run 6/10/2026 3:10 PM

Plant Bowen Client: Southern Company Data: Bowen AP-1

Sanitas™ v.10.1.06e Software licensed to Groundwater Stats Consulting. UG

Box & Whiskers Plot

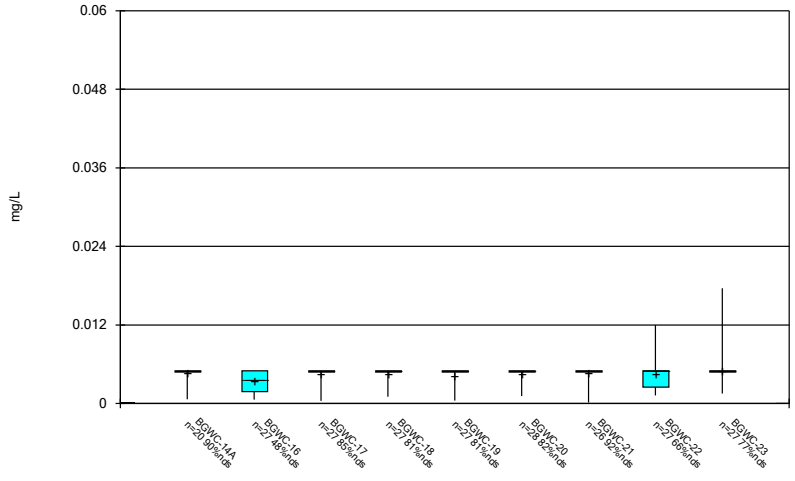

Constituent: Selenium Analysis Run 6/10/2026 3:10 PM

Plant Bowen Client: Southern Company Data: Bowen AP-1

Sanitas™ v.10.1.06e Software licensed to Groundwater Stats Consulting. UG

Box & Whiskers Plot

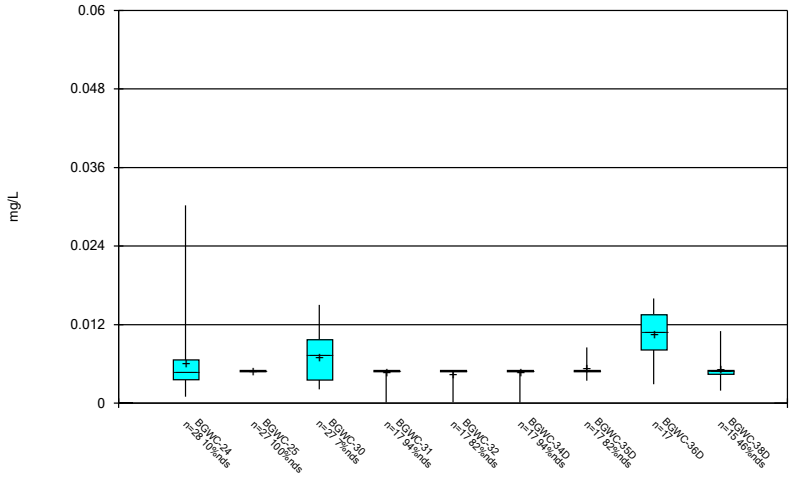

Constituent: Selenium Analysis Run 6/10/2026 3:10 PM

Plant Bowen Client: Southern Company Data: Bowen AP-1

Sanitas™ v.10.1.06e Software licensed to Groundwater Stats Consulting. UG

Box & Whiskers Plot

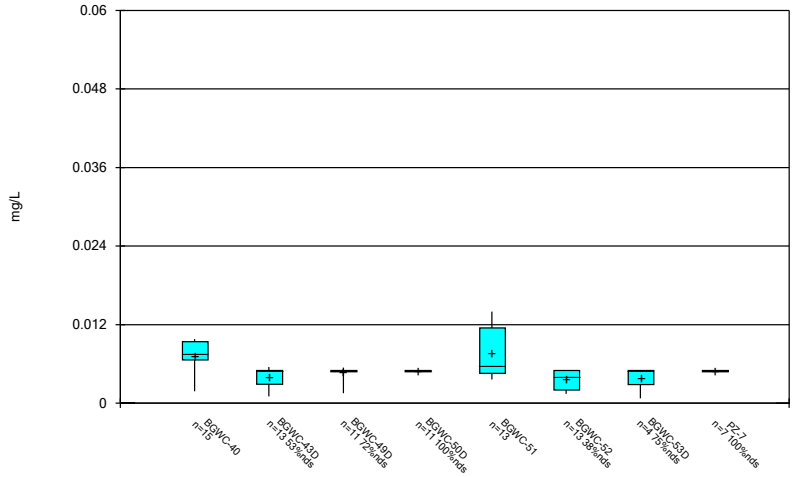

Constituent: Selenium Analysis Run 6/10/2026 3:10 PM

Plant Bowen Client: Southern Company Data: Bowen AP-1

Sanitas™ v.10.1.06e Software licensed to Groundwater Stats Consulting. UG

Box & Whiskers Plot

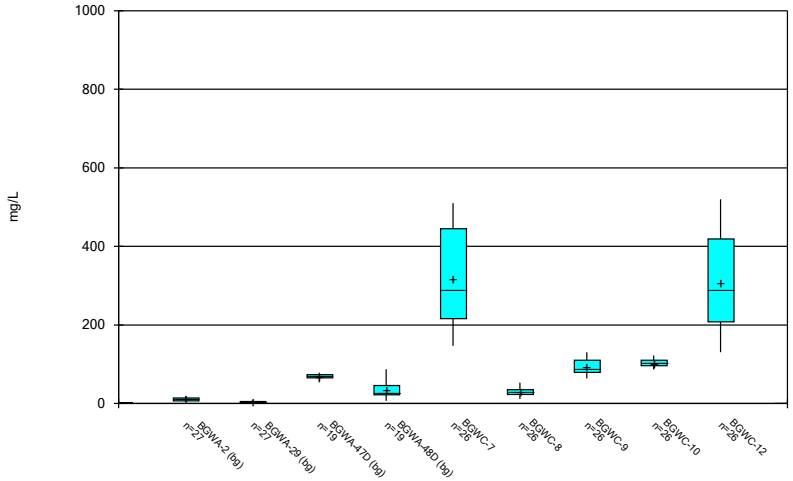

Constituent: Sulfate Analysis Run 6/10/2026 3:10 PM

Plant Bowen Client: Southern Company Data: Bowen AP-1

Sanitas™ v.10.1.06e Software licensed to Groundwater Stats Consulting. UG

Box & Whiskers Plot

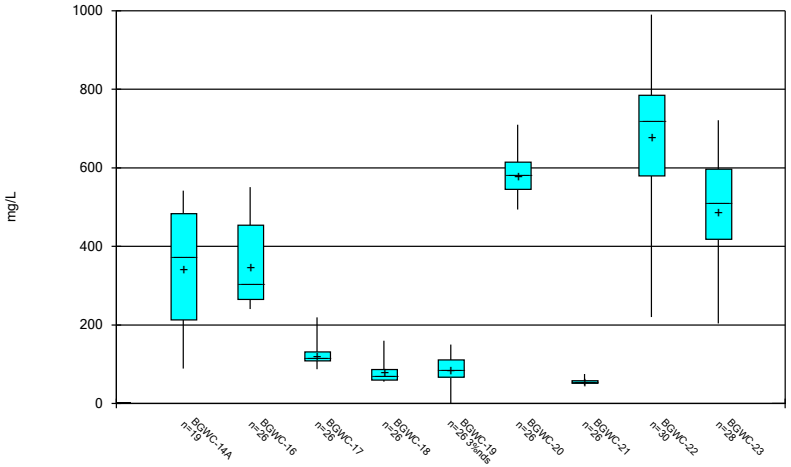

Constituent: Sulfate Analysis Run 6/10/2026 3:10 PM

Plant Bowen Client: Southern Company Data: Bowen AP-1

Sanitas™ v.10.1.06e Software licensed to Groundwater Stats Consulting. UG

Box & Whiskers Plot

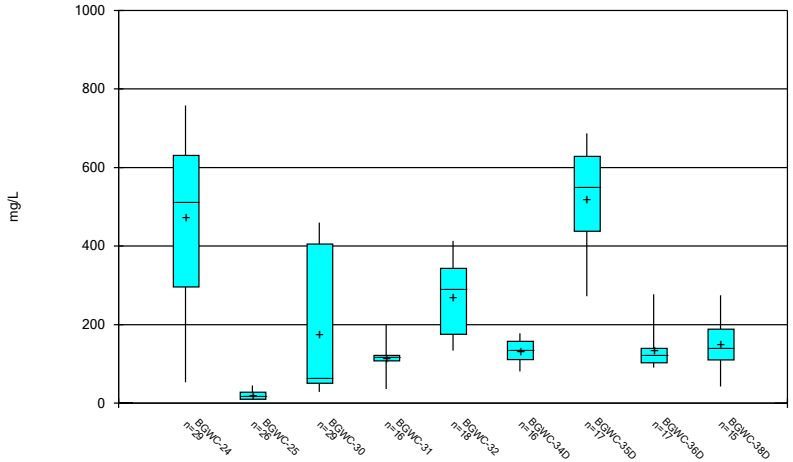

Constituent: Sulfate Analysis Run 6/10/2026 3:10 PM

Plant Bowen Client: Southern Company Data: Bowen AP-1

Sanitas™ v.10.1.06e Software licensed to Groundwater Stats Consulting. UG

Box & Whiskers Plot

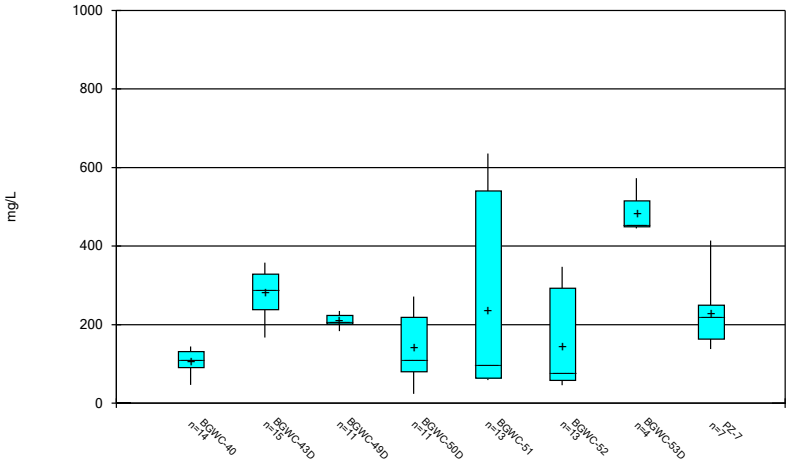

Constituent: Sulfate Analysis Run 6/10/2026 3:10 PM

Plant Bowen Client: Southern Company Data: Bowen AP-1

Sanitas™ v.10.1.06e Software licensed to Groundwater Stats Consulting. UG

Box & Whiskers Plot

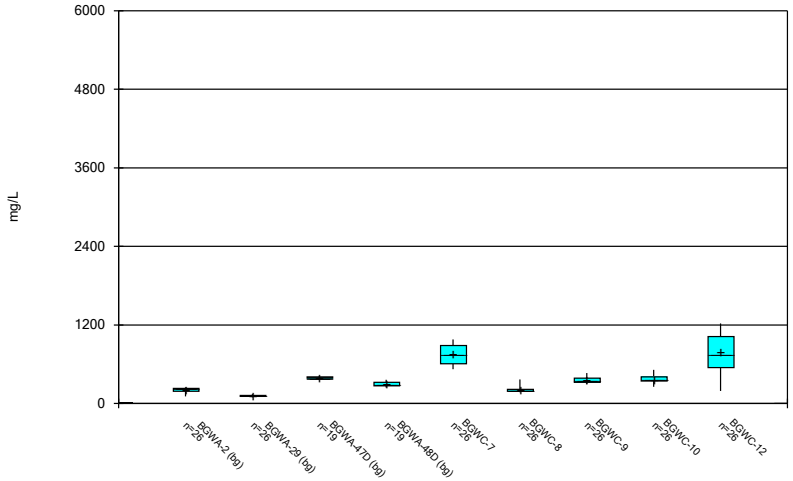

Constituent: TDS Analysis Run 6/10/2026 3:10 PM

Plant Bowen Client: Southern Company Data: Bowen AP-1

Sanitas™ v.10.1.06e Software licensed to Groundwater Stats Consulting. UG

Box & Whiskers Plot

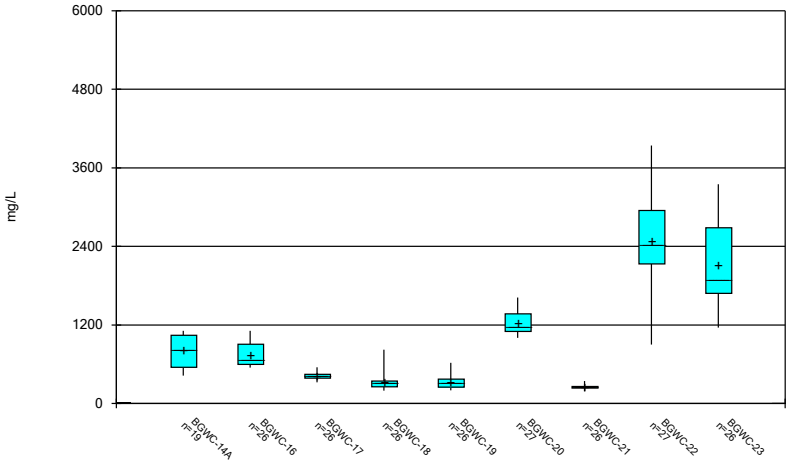

Constituent: TDS Analysis Run 6/10/2026 3:10 PM

Plant Bowen Client: Southern Company Data: Bowen AP-1

Sanitas™ v.10.1.06e Software licensed to Groundwater Stats Consulting. UG

Box & Whiskers Plot

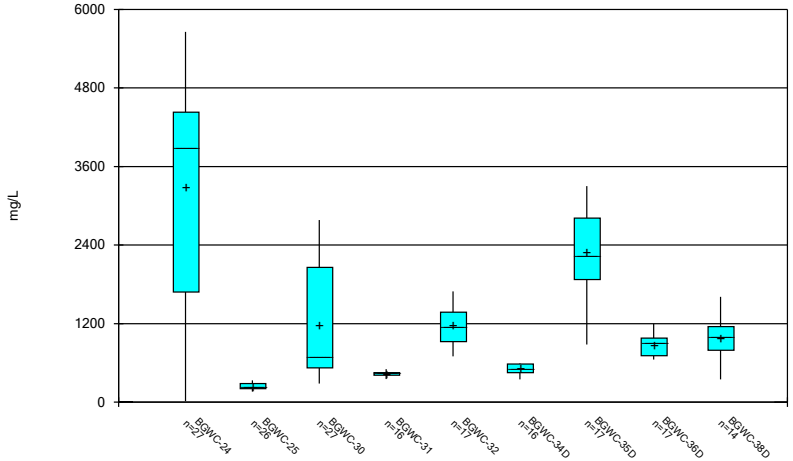

Constituent: TDS Analysis Run 6/10/2026 3:10 PM

Plant Bowen Client: Southern Company Data: Bowen AP-1

Sanitas™ v.10.1.06e Software licensed to Groundwater Stats Consulting. UG

Box & Whiskers Plot

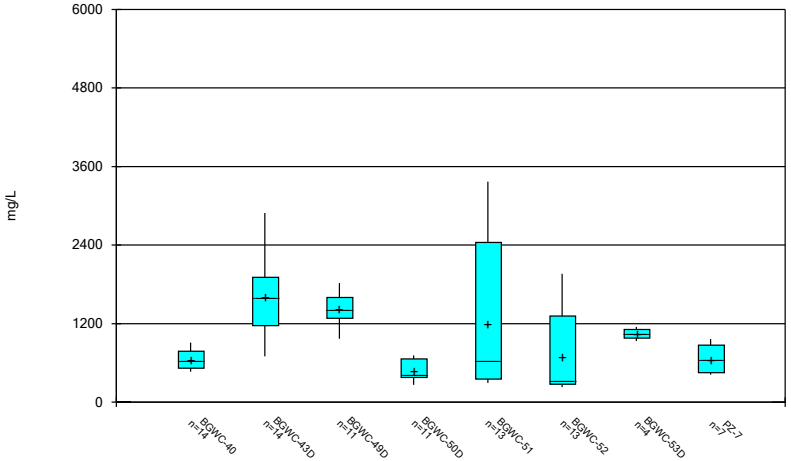

Constituent: TDS Analysis Run 6/10/2026 3:10 PM

Plant Bowen Client: Southern Company Data: Bowen AP-1

Sanitas™ v.10.1.06e Software licensed to Groundwater Stats Consulting. UG

Box & Whiskers Plot

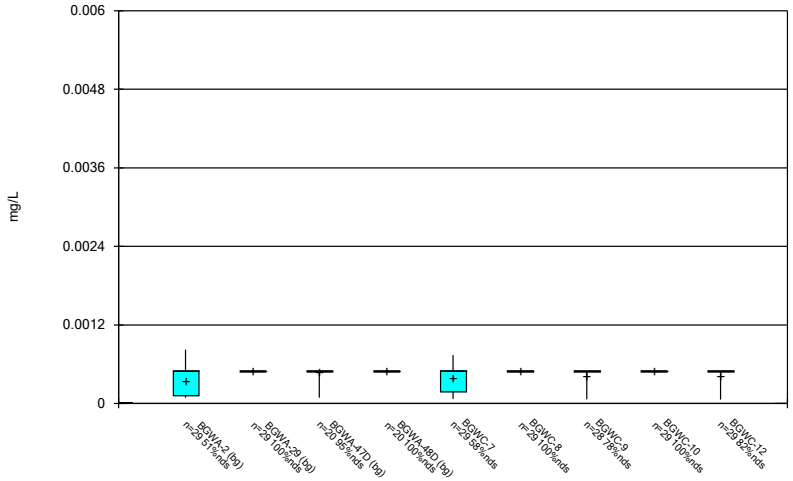

Constituent: Thallium Analysis Run 6/10/2026 3:10 PM

Plant Bowen Client: Southern Company Data: Bowen AP-1

Sanitas™ v.10.1.06e Software licensed to Groundwater Stats Consulting. UG

Box & Whiskers Plot

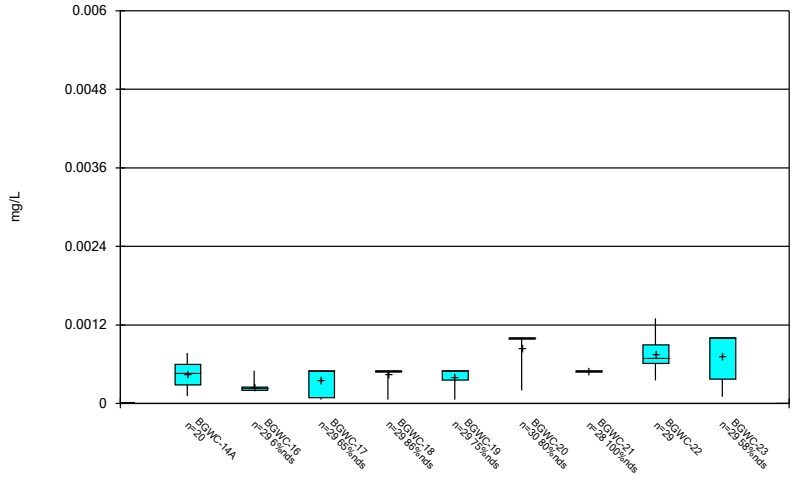

Constituent: Thallium Analysis Run 6/10/2026 3:10 PM

Plant Bowen Client: Southern Company Data: Bowen AP-1

Sanitas™ v.10.1.06e Software licensed to Groundwater Stats Consulting. UG

Box & Whiskers Plot

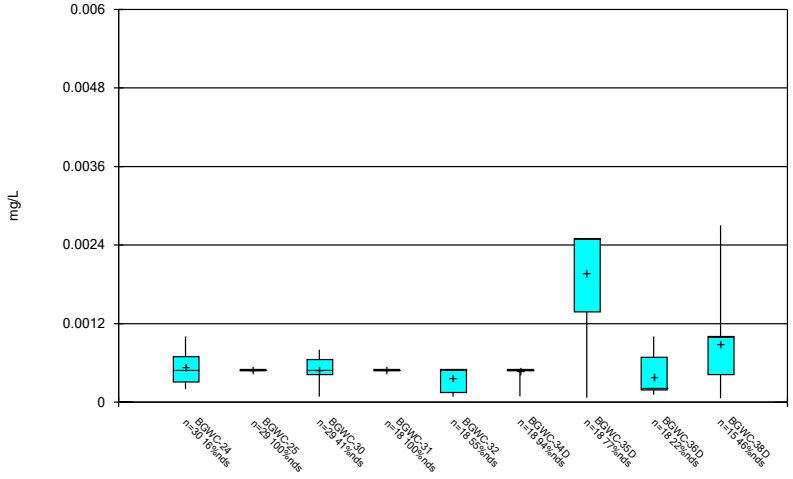

Constituent: Thallium Analysis Run 6/10/2026 3:10 PM

Plant Bowen Client: Southern Company Data: Bowen AP-1

Sanitas™ v.10.1.06e Software licensed to Groundwater Stats Consulting. UG

Box & Whiskers Plot

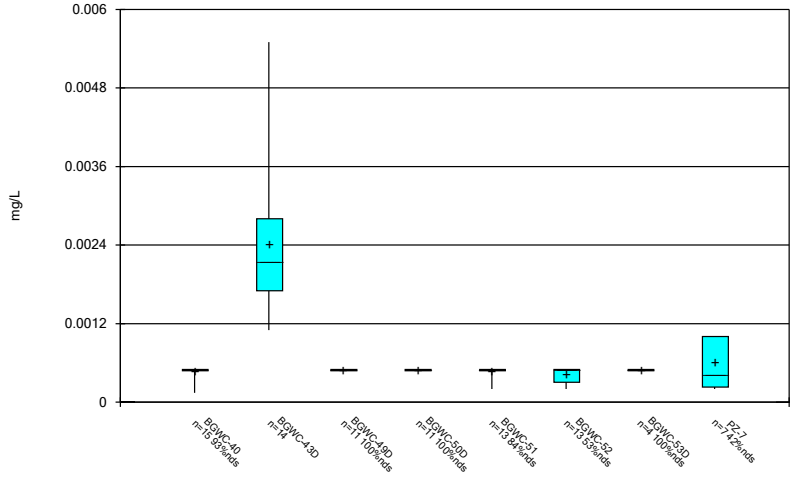

Constituent: Thallium Analysis Run 6/10/2026 3:10 PM

Plant Bowen Client: Southern Company Data: Bowen AP-1

FIGURE C.

Outlier Summary

Plant Bowen Client: Southern Company Data: Bowen AP-1 Printed 4/13/2026, 2:35 PM

	BGWC-24 Antimony (mg/L)	BGWC-32 Lithium (mg/L)	BGWC-38D Lithium (mg/L)	BGWC-40 Lithium (mg/L)	BGWA-29 TDS (mg/L)
2/14/2017					345 (O)
2/16/2022		<0.15 (O)		<0.15 (O)	
8/2/2022	0.015 (O)				
8/21/2023			<0.15 (o)		

FIGURE D.

Appendix III Interwell Prediction Limits - Significant Results

Plant Bowen Client: Southern Company Data: Bowen AP-1 Printed 4/9/2026, 1:53 PM

Constituent	Well	Upper Lim.	Lower Lim.	Date	Observ.	Sig.	Bg N	Bg Mean	Std. Dev.	%NDs	ND Adj.	Transform	Alpha	Method
Boron (mg/L)	BGWC-7	0.04	n/a	2/4/2026	0.76	Yes	92	n/a	n/a	20.65	n/a	n/a	0.0002254	NP Inter (normality) 1 of 2
Boron (mg/L)	BGWC-9	0.04	n/a	2/3/2026	0.57	Yes	92	n/a	n/a	20.65	n/a	n/a	0.0002254	NP Inter (normality) 1 of 2
Boron (mg/L)	BGWC-10	0.04	n/a	2/4/2026	0.6	Yes	92	n/a	n/a	20.65	n/a	n/a	0.0002254	NP Inter (normality) 1 of 2
Boron (mg/L)	BGWC-12	0.04	n/a	2/3/2026	2.3	Yes	92	n/a	n/a	20.65	n/a	n/a	0.0002254	NP Inter (normality) 1 of 2
Boron (mg/L)	BGWC-14A	0.04	n/a	2/4/2026	1.9	Yes	92	n/a	n/a	20.65	n/a	n/a	0.0002254	NP Inter (normality) 1 of 2
Boron (mg/L)	BGWC-16	0.04	n/a	2/4/2026	2.6	Yes	92	n/a	n/a	20.65	n/a	n/a	0.0002254	NP Inter (normality) 1 of 2
Boron (mg/L)	BGWC-17	0.04	n/a	2/4/2026	1.2	Yes	92	n/a	n/a	20.65	n/a	n/a	0.0002254	NP Inter (normality) 1 of 2
Boron (mg/L)	BGWC-18	0.04	n/a	2/4/2026	0.53	Yes	92	n/a	n/a	20.65	n/a	n/a	0.0002254	NP Inter (normality) 1 of 2
Boron (mg/L)	BGWC-19	0.04	n/a	2/5/2026	0.33	Yes	92	n/a	n/a	20.65	n/a	n/a	0.0002254	NP Inter (normality) 1 of 2
Boron (mg/L)	BGWC-20	0.04	n/a	2/5/2026	5.4	Yes	92	n/a	n/a	20.65	n/a	n/a	0.0002254	NP Inter (normality) 1 of 2
Boron (mg/L)	BGWC-22	0.04	n/a	2/10/2026	8.5	Yes	92	n/a	n/a	20.65	n/a	n/a	0.0002254	NP Inter (normality) 1 of 2
Boron (mg/L)	BGWC-23	0.04	n/a	2/6/2026	6.7	Yes	92	n/a	n/a	20.65	n/a	n/a	0.0002254	NP Inter (normality) 1 of 2
Boron (mg/L)	BGWC-24	0.04	n/a	2/2/2026	11.8	Yes	92	n/a	n/a	20.65	n/a	n/a	0.0002254	NP Inter (normality) 1 of 2
Boron (mg/L)	BGWC-25	0.04	n/a	2/4/2026	0.16	Yes	92	n/a	n/a	20.65	n/a	n/a	0.0002254	NP Inter (normality) 1 of 2
Boron (mg/L)	BGWC-30	0.04	n/a	2/9/2026	1.5	Yes	92	n/a	n/a	20.65	n/a	n/a	0.0002254	NP Inter (normality) 1 of 2
Boron (mg/L)	BGWC-51	0.04	n/a	2/5/2026	1	Yes	92	n/a	n/a	20.65	n/a	n/a	0.0002254	NP Inter (normality) 1 of 2
Boron (mg/L)	BGWC-52	0.04	n/a	2/5/2026	0.55	Yes	92	n/a	n/a	20.65	n/a	n/a	0.0002254	NP Inter (normality) 1 of 2
Calcium (mg/L)	BGWC-7	118	n/a	2/4/2026	121	Yes	92	n/a	n/a	0	n/a	n/a	0.0002254	NP Inter (normality) 1 of 2
Calcium (mg/L)	BGWC-12	118	n/a	2/3/2026	230	Yes	92	n/a	n/a	0	n/a	n/a	0.0002254	NP Inter (normality) 1 of 2
Calcium (mg/L)	BGWC-14A	118	n/a	2/4/2026	229	Yes	92	n/a	n/a	0	n/a	n/a	0.0002254	NP Inter (normality) 1 of 2
Calcium (mg/L)	BGWC-16	118	n/a	2/4/2026	199	Yes	92	n/a	n/a	0	n/a	n/a	0.0002254	NP Inter (normality) 1 of 2
Calcium (mg/L)	BGWC-20	118	n/a	2/5/2026	348	Yes	92	n/a	n/a	0	n/a	n/a	0.0002254	NP Inter (normality) 1 of 2
Calcium (mg/L)	BGWC-22	118	n/a	2/10/2026	177	Yes	92	n/a	n/a	0	n/a	n/a	0.0002254	NP Inter (normality) 1 of 2
Calcium (mg/L)	BGWC-23	118	n/a	2/6/2026	221	Yes	92	n/a	n/a	0	n/a	n/a	0.0002254	NP Inter (normality) 1 of 2
Calcium (mg/L)	BGWC-24	118	n/a	2/2/2026	417	Yes	92	n/a	n/a	0	n/a	n/a	0.0002254	NP Inter (normality) 1 of 2
Chloride (mg/L)	BGWC-9	9.475	n/a	2/3/2026	10.5	Yes	92	1.875	0.5662	0	None	sqrt(x)	0.000396	Param Inter 1 of 2
Chloride (mg/L)	BGWC-10	9.475	n/a	2/4/2026	29.2	Yes	92	1.875	0.5662	0	None	sqrt(x)	0.000396	Param Inter 1 of 2
Chloride (mg/L)	BGWC-12	9.475	n/a	2/3/2026	13.4	Yes	92	1.875	0.5662	0	None	sqrt(x)	0.000396	Param Inter 1 of 2
Chloride (mg/L)	BGWC-14A	9.475	n/a	2/4/2026	20.2	Yes	92	1.875	0.5662	0	None	sqrt(x)	0.000396	Param Inter 1 of 2
Chloride (mg/L)	BGWC-16	9.475	n/a	2/4/2026	10.1	Yes	92	1.875	0.5662	0	None	sqrt(x)	0.000396	Param Inter 1 of 2
Chloride (mg/L)	BGWC-17	9.475	n/a	2/4/2026	30.7	Yes	92	1.875	0.5662	0	None	sqrt(x)	0.000396	Param Inter 1 of 2
Chloride (mg/L)	BGWC-20	9.475	n/a	2/5/2026	135	Yes	92	1.875	0.5662	0	None	sqrt(x)	0.000396	Param Inter 1 of 2
Chloride (mg/L)	BGWC-22	9.475	n/a	2/10/2026	131	Yes	92	1.875	0.5662	0	None	sqrt(x)	0.000396	Param Inter 1 of 2
Chloride (mg/L)	BGWC-23	9.475	n/a	2/6/2026	250	Yes	92	1.875	0.5662	0	None	sqrt(x)	0.000396	Param Inter 1 of 2
Chloride (mg/L)	BGWC-24	9.475	n/a	2/2/2026	421	Yes	92	1.875	0.5662	0	None	sqrt(x)	0.000396	Param Inter 1 of 2
Chloride (mg/L)	BGWC-25	9.475	n/a	2/4/2026	25.7	Yes	92	1.875	0.5662	0	None	sqrt(x)	0.000396	Param Inter 1 of 2
Chloride (mg/L)	BGWC-30	9.475	n/a	2/9/2026	76.8	Yes	92	1.875	0.5662	0	None	sqrt(x)	0.000396	Param Inter 1 of 2
Chloride (mg/L)	BGWC-51	9.475	n/a	2/5/2026	32.3	Yes	92	1.875	0.5662	0	None	sqrt(x)	0.000396	Param Inter 1 of 2
Chloride (mg/L)	BGWC-52	9.475	n/a	2/5/2026	31.9	Yes	92	1.875	0.5662	0	None	sqrt(x)	0.000396	Param Inter 1 of 2
pH, Field (SU)	BGWC-16	8.335	6.597	2/4/2026	6.13	Yes	101	56.49	6.128	0	None	x^2	0.000198	Param Inter 1 of 2
pH, Field (SU)	BGWC-18	8.335	6.597	2/4/2026	6.46	Yes	101	56.49	6.128	0	None	x^2	0.000198	Param Inter 1 of 2
Sulfate (mg/L)	BGWC-7	87	n/a	2/4/2026	154	Yes	92	n/a	n/a	0	n/a	n/a	0.0002254	NP Inter (normality) 1 of 2
Sulfate (mg/L)	BGWC-9	87	n/a	2/3/2026	98.4	Yes	92	n/a	n/a	0	n/a	n/a	0.0002254	NP Inter (normality) 1 of 2
Sulfate (mg/L)	BGWC-10	87	n/a	2/4/2026	103	Yes	92	n/a	n/a	0	n/a	n/a	0.0002254	NP Inter (normality) 1 of 2
Sulfate (mg/L)	BGWC-12	87	n/a	2/3/2026	520	Yes	92	n/a	n/a	0	n/a	n/a	0.0002254	NP Inter (normality) 1 of 2
Sulfate (mg/L)	BGWC-14A	87	n/a	2/4/2026	542	Yes	92	n/a	n/a	0	n/a	n/a	0.0002254	NP Inter (normality) 1 of 2
Sulfate (mg/L)	BGWC-16	87	n/a	2/4/2026	470	Yes	92	n/a	n/a	0	n/a	n/a	0.0002254	NP Inter (normality) 1 of 2
Sulfate (mg/L)	BGWC-17	87	n/a	2/4/2026	128	Yes	92	n/a	n/a	0	n/a	n/a	0.0002254	NP Inter (normality) 1 of 2
Sulfate (mg/L)	BGWC-20	87	n/a	2/5/2026	638	Yes	92	n/a	n/a	0	n/a	n/a	0.0002254	NP Inter (normality) 1 of 2
Sulfate (mg/L)	BGWC-22	87	n/a	2/10/2026	220	Yes	92	n/a	n/a	0	n/a	n/a	0.0002254	NP Inter (normality) 1 of 2
Sulfate (mg/L)	BGWC-23	87	n/a	2/6/2026	204	Yes	92	n/a	n/a	0	n/a	n/a	0.0002254	NP Inter (normality) 1 of 2
Sulfate (mg/L)	BGWC-24	87	n/a	2/2/2026	256	Yes	92	n/a	n/a	0	n/a	n/a	0.0002254	NP Inter (normality) 1 of 2
Sulfate (mg/L)	BGWC-52	87	n/a	2/5/2026	99.3	Yes	92	n/a	n/a	0	n/a	n/a	0.0002254	NP Inter (normality) 1 of 2
TDS (mg/L)	BGWC-7	415	n/a	2/4/2026	525	Yes	90	n/a	n/a	0	n/a	n/a	0.000234	NP Inter (normality) 1 of 2
TDS (mg/L)	BGWC-10	415	n/a	2/4/2026	421	Yes	90	n/a	n/a	0	n/a	n/a	0.000234	NP Inter (normality) 1 of 2
TDS (mg/L)	BGWC-12	415	n/a	2/3/2026	1220	Yes	90	n/a	n/a	0	n/a	n/a	0.000234	NP Inter (normality) 1 of 2
TDS (mg/L)	BGWC-14A	415	n/a	2/4/2026	1110	Yes	90	n/a	n/a	0	n/a	n/a	0.000234	NP Inter (normality) 1 of 2
TDS (mg/L)	BGWC-16	415	n/a	2/4/2026	916	Yes	90	n/a	n/a	0	n/a	n/a	0.000234	NP Inter (normality) 1 of 2
TDS (mg/L)	BGWC-17	415	n/a	2/4/2026	441	Yes	90	n/a	n/a	0	n/a	n/a	0.000234	NP Inter (normality) 1 of 2
TDS (mg/L)	BGWC-20	415	n/a	2/5/2026	1360	Yes	90	n/a	n/a	0	n/a	n/a	0.000234	NP Inter (normality) 1 of 2
TDS (mg/L)	BGWC-22	415	n/a	2/10/2026	898	Yes	90	n/a	n/a	0	n/a	n/a	0.000234	NP Inter (normality) 1 of 2
TDS (mg/L)	BGWC-23	415	n/a	2/6/2026	1160	Yes	90	n/a	n/a	0	n/a	n/a	0.000234	NP Inter (normality) 1 of 2
TDS (mg/L)	BGWC-24	415	n/a	2/2/2026	1510	Yes	90	n/a	n/a	0	n/a	n/a	0.000234	NP Inter (normality) 1 of 2

Appendix III Interwell Prediction Limits - All Results

Plant Bowen Client: Southern Company Data: Bowen AP-1 Printed 4/9/2026, 1:53 PM

Constituent	Well	Upper Lim.	Lower Lim.	Date	Observ.	Sig.	Bg N	Bg Mean	Std. Dev.	%NDs	ND Adj.	Transform	Alpha	Method
Boron (mg/L)	**BGWC-7**	**0.04**	**n/a**	**2/4/2026**	**0.76**	**Yes**	**92**	**n/a**	**n/a**	**20.65**	**n/a**	**n/a**	**0.0002254**	**NP Inter (normality) 1 of 2**
Boron (mg/L)	BGWC-8	0.04	n/a	2/3/2026	0.032J	No	92	n/a	n/a	20.65	n/a	n/a	0.0002254	NP Inter (normality) 1 of 2
Boron (mg/L)	**BGWC-9**	**0.04**	**n/a**	**2/3/2026**	**0.57**	**Yes**	**92**	**n/a**	**n/a**	**20.65**	**n/a**	**n/a**	**0.0002254**	**NP Inter (normality) 1 of 2**
Boron (mg/L)	**BGWC-10**	**0.04**	**n/a**	**2/4/2026**	**0.6**	**Yes**	**92**	**n/a**	**n/a**	**20.65**	**n/a**	**n/a**	**0.0002254**	**NP Inter (normality) 1 of 2**
Boron (mg/L)	**BGWC-12**	**0.04**	**n/a**	**2/3/2026**	**2.3**	**Yes**	**92**	**n/a**	**n/a**	**20.65**	**n/a**	**n/a**	**0.0002254**	**NP Inter (normality) 1 of 2**
Boron (mg/L)	**BGWC-14A**	**0.04**	**n/a**	**2/4/2026**	**1.9**	**Yes**	**92**	**n/a**	**n/a**	**20.65**	**n/a**	**n/a**	**0.0002254**	**NP Inter (normality) 1 of 2**
Boron (mg/L)	**BGWC-16**	**0.04**	**n/a**	**2/4/2026**	**2.6**	**Yes**	**92**	**n/a**	**n/a**	**20.65**	**n/a**	**n/a**	**0.0002254**	**NP Inter (normality) 1 of 2**
Boron (mg/L)	**BGWC-17**	**0.04**	**n/a**	**2/4/2026**	**1.2**	**Yes**	**92**	**n/a**	**n/a**	**20.65**	**n/a**	**n/a**	**0.0002254**	**NP Inter (normality) 1 of 2**
Boron (mg/L)	**BGWC-18**	**0.04**	**n/a**	**2/4/2026**	**0.53**	**Yes**	**92**	**n/a**	**n/a**	**20.65**	**n/a**	**n/a**	**0.0002254**	**NP Inter (normality) 1 of 2**
Boron (mg/L)	**BGWC-19**	**0.04**	**n/a**	**2/5/2026**	**0.33**	**Yes**	**92**	**n/a**	**n/a**	**20.65**	**n/a**	**n/a**	**0.0002254**	**NP Inter (normality) 1 of 2**
Boron (mg/L)	**BGWC-20**	**0.04**	**n/a**	**2/5/2026**	**5.4**	**Yes**	**92**	**n/a**	**n/a**	**20.65**	**n/a**	**n/a**	**0.0002254**	**NP Inter (normality) 1 of 2**
Boron (mg/L)	BGWC-21	0.04	n/a	2/4/2026	0.025J	No	92	n/a	n/a	20.65	n/a	n/a	0.0002254	NP Inter (normality) 1 of 2
Boron (mg/L)	**BGWC-22**	**0.04**	**n/a**	**2/10/2026**	**8.5**	**Yes**	**92**	**n/a**	**n/a**	**20.65**	**n/a**	**n/a**	**0.0002254**	**NP Inter (normality) 1 of 2**
Boron (mg/L)	**BGWC-23**	**0.04**	**n/a**	**2/6/2026**	**6.7**	**Yes**	**92**	**n/a**	**n/a**	**20.65**	**n/a**	**n/a**	**0.0002254**	**NP Inter (normality) 1 of 2**
Boron (mg/L)	**BGWC-24**	**0.04**	**n/a**	**2/2/2026**	**11.8**	**Yes**	**92**	**n/a**	**n/a**	**20.65**	**n/a**	**n/a**	**0.0002254**	**NP Inter (normality) 1 of 2**
Boron (mg/L)	**BGWC-25**	**0.04**	**n/a**	**2/4/2026**	**0.16**	**Yes**	**92**	**n/a**	**n/a**	**20.65**	**n/a**	**n/a**	**0.0002254**	**NP Inter (normality) 1 of 2**
Boron (mg/L)	**BGWC-30**	**0.04**	**n/a**	**2/9/2026**	**1.5**	**Yes**	**92**	**n/a**	**n/a**	**20.65**	**n/a**	**n/a**	**0.0002254**	**NP Inter (normality) 1 of 2**
Boron (mg/L)	**BGWC-51**	**0.04**	**n/a**	**2/5/2026**	**1**	**Yes**	**92**	**n/a**	**n/a**	**20.65**	**n/a**	**n/a**	**0.0002254**	**NP Inter (normality) 1 of 2**
Boron (mg/L)	**BGWC-52**	**0.04**	**n/a**	**2/5/2026**	**0.55**	**Yes**	**92**	**n/a**	**n/a**	**20.65**	**n/a**	**n/a**	**0.0002254**	**NP Inter (normality) 1 of 2**
Calcium (mg/L)	**BGWC-7**	**118**	**n/a**	**2/4/2026**	**121**	**Yes**	**92**	**n/a**	**n/a**	**0**	**n/a**	**n/a**	**0.0002254**	**NP Inter (normality) 1 of 2**
Calcium (mg/L)	BGWC-8	118	n/a	2/3/2026	43.2	No	92	n/a	n/a	0	n/a	n/a	0.0002254	NP Inter (normality) 1 of 2
Calcium (mg/L)	BGWC-9	118	n/a	2/3/2026	75.5	No	92	n/a	n/a	0	n/a	n/a	0.0002254	NP Inter (normality) 1 of 2
Calcium (mg/L)	BGWC-10	118	n/a	2/4/2026	70.7	No	92	n/a	n/a	0	n/a	n/a	0.0002254	NP Inter (normality) 1 of 2
Calcium (mg/L)	**BGWC-12**	**118**	**n/a**	**2/3/2026**	**230**	**Yes**	**92**	**n/a**	**n/a**	**0**	**n/a**	**n/a**	**0.0002254**	**NP Inter (normality) 1 of 2**
Calcium (mg/L)	**BGWC-14A**	**118**	**n/a**	**2/4/2026**	**229**	**Yes**	**92**	**n/a**	**n/a**	**0**	**n/a**	**n/a**	**0.0002254**	**NP Inter (normality) 1 of 2**
Calcium (mg/L)	**BGWC-16**	**118**	**n/a**	**2/4/2026**	**199**	**Yes**	**92**	**n/a**	**n/a**	**0**	**n/a**	**n/a**	**0.0002254**	**NP Inter (normality) 1 of 2**
Calcium (mg/L)	BGWC-17	118	n/a	2/4/2026	91	No	92	n/a	n/a	0	n/a	n/a	0.0002254	NP Inter (normality) 1 of 2
Calcium (mg/L)	BGWC-18	118	n/a	2/4/2026	53.7	No	92	n/a	n/a	0	n/a	n/a	0.0002254	NP Inter (normality) 1 of 2
Calcium (mg/L)	BGWC-19	118	n/a	2/5/2026	65	No	92	n/a	n/a	0	n/a	n/a	0.0002254	NP Inter (normality) 1 of 2
Calcium (mg/L)	**BGWC-20**	**118**	**n/a**	**2/5/2026**	**348**	**Yes**	**92**	**n/a**	**n/a**	**0**	**n/a**	**n/a**	**0.0002254**	**NP Inter (normality) 1 of 2**
Calcium (mg/L)	BGWC-21	118	n/a	2/4/2026	47.5	No	92	n/a	n/a	0	n/a	n/a	0.0002254	NP Inter (normality) 1 of 2
Calcium (mg/L)	**BGWC-22**	**118**	**n/a**	**2/10/2026**	**177**	**Yes**	**92**	**n/a**	**n/a**	**0**	**n/a**	**n/a**	**0.0002254**	**NP Inter (normality) 1 of 2**
Calcium (mg/L)	**BGWC-23**	**118**	**n/a**	**2/6/2026**	**221**	**Yes**	**92**	**n/a**	**n/a**	**0**	**n/a**	**n/a**	**0.0002254**	**NP Inter (normality) 1 of 2**
Calcium (mg/L)	**BGWC-24**	**118**	**n/a**	**2/2/2026**	**417**	**Yes**	**92**	**n/a**	**n/a**	**0**	**n/a**	**n/a**	**0.0002254**	**NP Inter (normality) 1 of 2**
Calcium (mg/L)	BGWC-25	118	n/a	2/4/2026	68.1	No	92	n/a	n/a	0	n/a	n/a	0.0002254	NP Inter (normality) 1 of 2
Calcium (mg/L)	BGWC-30	118	n/a	2/9/2026	72.6	No	92	n/a	n/a	0	n/a	n/a	0.0002254	NP Inter (normality) 1 of 2
Calcium (mg/L)	BGWC-51	118	n/a	2/5/2026	70.6	No	92	n/a	n/a	0	n/a	n/a	0.0002254	NP Inter (normality) 1 of 2
Calcium (mg/L)	BGWC-52	118	n/a	2/5/2026	66.3	No	92	n/a	n/a	0	n/a	n/a	0.0002254	NP Inter (normality) 1 of 2
Chloride (mg/L)	BGWC-7	9.475	n/a	2/4/2026	6	No	92	1.875	0.5662	0	None	sqrt(x)	0.000396	Param Inter 1 of 2
Chloride (mg/L)	BGWC-8	9.475	n/a	2/3/2026	1.6	No	92	1.875	0.5662	0	None	sqrt(x)	0.000396	Param Inter 1 of 2
Chloride (mg/L)	**BGWC-9**	**9.475**	**n/a**	**2/3/2026**	**10.5**	**Yes**	**92**	**1.875**	**0.5662**	**0**	**None**	**sqrt(x)**	**0.000396**	**Param Inter 1 of 2**
Chloride (mg/L)	**BGWC-10**	**9.475**	**n/a**	**2/4/2026**	**29.2**	**Yes**	**92**	**1.875**	**0.5662**	**0**	**None**	**sqrt(x)**	**0.000396**	**Param Inter 1 of 2**
Chloride (mg/L)	**BGWC-12**	**9.475**	**n/a**	**2/3/2026**	**13.4**	**Yes**	**92**	**1.875**	**0.5662**	**0**	**None**	**sqrt(x)**	**0.000396**	**Param Inter 1 of 2**
Chloride (mg/L)	**BGWC-14A**	**9.475**	**n/a**	**2/4/2026**	**20.2**	**Yes**	**92**	**1.875**	**0.5662**	**0**	**None**	**sqrt(x)**	**0.000396**	**Param Inter 1 of 2**
Chloride (mg/L)	**BGWC-16**	**9.475**	**n/a**	**2/4/2026**	**10.1**	**Yes**	**92**	**1.875**	**0.5662**	**0**	**None**	**sqrt(x)**	**0.000396**	**Param Inter 1 of 2**
Chloride (mg/L)	**BGWC-17**	**9.475**	**n/a**	**2/4/2026**	**30.7**	**Yes**	**92**	**1.875**	**0.5662**	**0**	**None**	**sqrt(x)**	**0.000396**	**Param Inter 1 of 2**
Chloride (mg/L)	BGWC-18	9.475	n/a	2/4/2026	3.4	No	92	1.875	0.5662	0	None	sqrt(x)	0.000396	Param Inter 1 of 2
Chloride (mg/L)	BGWC-19	9.475	n/a	2/5/2026	4	No	92	1.875	0.5662	0	None	sqrt(x)	0.000396	Param Inter 1 of 2
Chloride (mg/L)	**BGWC-20**	**9.475**	**n/a**	**2/5/2026**	**135**	**Yes**	**92**	**1.875**	**0.5662**	**0**	**None**	**sqrt(x)**	**0.000396**	**Param Inter 1 of 2**
Chloride (mg/L)	BGWC-21	9.475	n/a	2/4/2026	4.7	No	92	1.875	0.5662	0	None	sqrt(x)	0.000396	Param Inter 1 of 2
Chloride (mg/L)	**BGWC-22**	**9.475**	**n/a**	**2/10/2026**	**131**	**Yes**	**92**	**1.875**	**0.5662**	**0**	**None**	**sqrt(x)**	**0.000396**	**Param Inter 1 of 2**
Chloride (mg/L)	**BGWC-23**	**9.475**	**n/a**	**2/6/2026**	**250**	**Yes**	**92**	**1.875**	**0.5662**	**0**	**None**	**sqrt(x)**	**0.000396**	**Param Inter 1 of 2**
Chloride (mg/L)	**BGWC-24**	**9.475**	**n/a**	**2/2/2026**	**421**	**Yes**	**92**	**1.875**	**0.5662**	**0**	**None**	**sqrt(x)**	**0.000396**	**Param Inter 1 of 2**
Chloride (mg/L)	**BGWC-25**	**9.475**	**n/a**	**2/4/2026**	**25.7**	**Yes**	**92**	**1.875**	**0.5662**	**0**	**None**	**sqrt(x)**	**0.000396**	**Param Inter 1 of 2**
Chloride (mg/L)	**BGWC-30**	**9.475**	**n/a**	**2/9/2026**	**76.8**	**Yes**	**92**	**1.875**	**0.5662**	**0**	**None**	**sqrt(x)**	**0.000396**	**Param Inter 1 of 2**
Chloride (mg/L)	**BGWC-51**	**9.475**	**n/a**	**2/5/2026**	**32.3**	**Yes**	**92**	**1.875**	**0.5662**	**0**	**None**	**sqrt(x)**	**0.000396**	**Param Inter 1 of 2**
Chloride (mg/L)	**BGWC-52**	**9.475**	**n/a**	**2/5/2026**	**31.9**	**Yes**	**92**	**1.875**	**0.5662**	**0**	**None**	**sqrt(x)**	**0.000396**	**Param Inter 1 of 2**
Fluoride (mg/L)	BGWC-7	0.57	n/a	2/4/2026	0.16	No	101	n/a	n/a	47.52	n/a	n/a	0.000188	NP Inter (normality) 1 of 2
Fluoride (mg/L)	BGWC-8	0.57	n/a	2/3/2026	0.059J	No	101	n/a	n/a	47.52	n/a	n/a	0.000188	NP Inter (normality) 1 of 2
Fluoride (mg/L)	BGWC-9	0.57	n/a	2/3/2026	0.096J	No	101	n/a	n/a	47.52	n/a	n/a	0.000188	NP Inter (normality) 1 of 2
Fluoride (mg/L)	BGWC-10	0.57	n/a	2/4/2026	0.068J	No	101	n/a	n/a	47.52	n/a	n/a	0.000188	NP Inter (normality) 1 of 2
Fluoride (mg/L)	BGWC-12	0.57	n/a	2/3/2026	0.083J	No	101	n/a	n/a	47.52	n/a	n/a	0.000188	NP Inter (normality) 1 of 2
Fluoride (mg/L)	BGWC-14A	0.57	n/a	2/4/2026	0.07J	No	101	n/a	n/a	47.52	n/a	n/a	0.000188	NP Inter (normality) 1 of 2
Fluoride (mg/L)	BGWC-16	0.57	n/a	2/4/2026	0.092J	No	101	n/a	n/a	47.52	n/a	n/a	0.000188	NP Inter (normality) 1 of 2
Fluoride (mg/L)	BGWC-17	0.57	n/a	2/4/2026	0.13	No	101	n/a	n/a	47.52	n/a	n/a	0.000188	NP Inter (normality) 1 of 2

Appendix III Interwell Prediction Limits - All Results

Plant Bowen Client: Southern Company Data: Bowen AP-1 Printed 4/9/2026, 1:53 PM

Constituent	Well	Upper Lim.	Lower Lim.	Date	Observ.	Sig.	Bg N	Bg Mean	Std. Dev.	%NDs	ND Adj.	Transform	Alpha	Method
Fluoride (mg/L)	BGWC-18	0.57	n/a	2/4/2026	0.057J	No	101	n/a	n/a	47.52	n/a	n/a	0.000188	NP Inter (normality) 1 of 2
Fluoride (mg/L)	BGWC-19	0.57	n/a	2/5/2026	0.065J	No	101	n/a	n/a	47.52	n/a	n/a	0.000188	NP Inter (normality) 1 of 2
Fluoride (mg/L)	BGWC-20	0.57	n/a	2/5/2026	0.063J	No	101	n/a	n/a	47.52	n/a	n/a	0.000188	NP Inter (normality) 1 of 2
Fluoride (mg/L)	BGWC-21	0.57	n/a	2/4/2026	0.1ND	No	101	n/a	n/a	47.52	n/a	n/a	0.000188	NP Inter (normality) 1 of 2
Fluoride (mg/L)	BGWC-22	0.57	n/a	2/10/2026	0.25	No	101	n/a	n/a	47.52	n/a	n/a	0.000188	NP Inter (normality) 1 of 2
Fluoride (mg/L)	BGWC-23	0.57	n/a	2/6/2026	0.1ND	No	101	n/a	n/a	47.52	n/a	n/a	0.000188	NP Inter (normality) 1 of 2
Fluoride (mg/L)	BGWC-24	0.57	n/a	2/2/2026	0.15	No	101	n/a	n/a	47.52	n/a	n/a	0.000188	NP Inter (normality) 1 of 2
Fluoride (mg/L)	BGWC-25	0.57	n/a	2/4/2026	0.1ND	No	101	n/a	n/a	47.52	n/a	n/a	0.000188	NP Inter (normality) 1 of 2
Fluoride (mg/L)	BGWC-30	0.57	n/a	2/9/2026	0.089J	No	101	n/a	n/a	47.52	n/a	n/a	0.000188	NP Inter (normality) 1 of 2
Fluoride (mg/L)	BGWC-51	0.57	n/a	2/5/2026	0.16	No	101	n/a	n/a	47.52	n/a	n/a	0.000188	NP Inter (normality) 1 of 2
Fluoride (mg/L)	BGWC-52	0.57	n/a	2/5/2026	0.14	No	101	n/a	n/a	47.52	n/a	n/a	0.000188	NP Inter (normality) 1 of 2
pH, Field (SU)	BGWC-7	8.335	6.597	2/4/2026	7.04	No	101	56.49	6.128	0	None	x^2	0.000198	Param Inter 1 of 2
pH, Field (SU)	BGWC-8	8.335	6.597	2/3/2026	7.47	No	101	56.49	6.128	0	None	x^2	0.000198	Param Inter 1 of 2
pH, Field (SU)	BGWC-9	8.335	6.597	2/3/2026	7.15	No	101	56.49	6.128	0	None	x^2	0.000198	Param Inter 1 of 2
pH, Field (SU)	BGWC-10	8.335	6.597	2/4/2026	7.2	No	101	56.49	6.128	0	None	x^2	0.000198	Param Inter 1 of 2
pH, Field (SU)	BGWC-12	8.335	6.597	2/3/2026	6.68	No	101	56.49	6.128	0	None	x^2	0.000198	Param Inter 1 of 2
pH, Field (SU)	BGWC-14A	8.335	6.597	2/4/2026	6.74	No	101	56.49	6.128	0	None	x^2	0.000198	Param Inter 1 of 2
pH, Field (SU)	**BGWC-16**	**8.335**	**6.597**	**2/4/2026**	**6.13**	**Yes**	**101**	**56.49**	**6.128**	**0**	**None**	**x^2**	**0.000198**	**Param Inter 1 of 2**
pH, Field (SU)	BGWC-17	8.335	6.597	2/4/2026	7.14	No	101	56.49	6.128	0	None	x^2	0.000198	Param Inter 1 of 2
pH, Field (SU)	**BGWC-18**	**8.335**	**6.597**	**2/4/2026**	**6.46**	**Yes**	**101**	**56.49**	**6.128**	**0**	**None**	**x^2**	**0.000198**	**Param Inter 1 of 2**
pH, Field (SU)	BGWC-19	8.335	6.597	2/5/2026	6.67	No	101	56.49	6.128	0	None	x^2	0.000198	Param Inter 1 of 2
pH, Field (SU)	BGWC-20	8.335	6.597	2/5/2026	7.22	No	101	56.49	6.128	0	None	x^2	0.000198	Param Inter 1 of 2
pH, Field (SU)	BGWC-21	8.335	6.597	2/4/2026	7.64	No	101	56.49	6.128	0	None	x^2	0.000198	Param Inter 1 of 2
pH, Field (SU)	BGWC-22	8.335	6.597	2/10/2026	6.99	No	101	56.49	6.128	0	None	x^2	0.000198	Param Inter 1 of 2
pH, Field (SU)	BGWC-23	8.335	6.597	2/6/2026	7.02	No	101	56.49	6.128	0	None	x^2	0.000198	Param Inter 1 of 2
pH, Field (SU)	BGWC-24	8.335	6.597	2/2/2026	6.69	No	101	56.49	6.128	0	None	x^2	0.000198	Param Inter 1 of 2
pH, Field (SU)	BGWC-25	8.335	6.597	2/4/2026	7.35	No	101	56.49	6.128	0	None	x^2	0.000198	Param Inter 1 of 2
pH, Field (SU)	BGWC-30	8.335	6.597	2/9/2026	7.41	No	101	56.49	6.128	0	None	x^2	0.000198	Param Inter 1 of 2
pH, Field (SU)	BGWC-51	8.335	6.597	2/5/2026	7.12	No	101	56.49	6.128	0	None	x^2	0.000198	Param Inter 1 of 2
pH, Field (SU)	BGWC-52	8.335	6.597	2/5/2026	7.76	No	101	56.49	6.128	0	None	x^2	0.000198	Param Inter 1 of 2
Sulfate (mg/L)	**BGWC-7**	**87**	**n/a**	**2/4/2026**	**154**	**Yes**	**92**	**n/a**	**n/a**	**0**	**n/a**	**n/a**	**0.0002254**	**NP Inter (normality) 1 of 2**
Sulfate (mg/L)	BGWC-8	87	n/a	2/3/2026	15.9	No	92	n/a	n/a	0	n/a	n/a	0.0002254	NP Inter (normality) 1 of 2
Sulfate (mg/L)	**BGWC-9**	**87**	**n/a**	**2/3/2026**	**98.4**	**Yes**	**92**	**n/a**	**n/a**	**0**	**n/a**	**n/a**	**0.0002254**	**NP Inter (normality) 1 of 2**
Sulfate (mg/L)	**BGWC-10**	**87**	**n/a**	**2/4/2026**	**103**	**Yes**	**92**	**n/a**	**n/a**	**0**	**n/a**	**n/a**	**0.0002254**	**NP Inter (normality) 1 of 2**
Sulfate (mg/L)	**BGWC-12**	**87**	**n/a**	**2/3/2026**	**520**	**Yes**	**92**	**n/a**	**n/a**	**0**	**n/a**	**n/a**	**0.0002254**	**NP Inter (normality) 1 of 2**
Sulfate (mg/L)	**BGWC-14A**	**87**	**n/a**	**2/4/2026**	**542**	**Yes**	**92**	**n/a**	**n/a**	**0**	**n/a**	**n/a**	**0.0002254**	**NP Inter (normality) 1 of 2**
Sulfate (mg/L)	**BGWC-16**	**87**	**n/a**	**2/4/2026**	**470**	**Yes**	**92**	**n/a**	**n/a**	**0**	**n/a**	**n/a**	**0.0002254**	**NP Inter (normality) 1 of 2**
Sulfate (mg/L)	**BGWC-17**	**87**	**n/a**	**2/4/2026**	**128**	**Yes**	**92**	**n/a**	**n/a**	**0**	**n/a**	**n/a**	**0.0002254**	**NP Inter (normality) 1 of 2**
Sulfate (mg/L)	BGWC-18	87	n/a	2/4/2026	56.5	No	92	n/a	n/a	0	n/a	n/a	0.0002254	NP Inter (normality) 1 of 2
Sulfate (mg/L)	BGWC-19	87	n/a	2/5/2026	67.3	No	92	n/a	n/a	0	n/a	n/a	0.0002254	NP Inter (normality) 1 of 2
Sulfate (mg/L)	**BGWC-20**	**87**	**n/a**	**2/5/2026**	**638**	**Yes**	**92**	**n/a**	**n/a**	**0**	**n/a**	**n/a**	**0.0002254**	**NP Inter (normality) 1 of 2**
Sulfate (mg/L)	BGWC-21	87	n/a	2/4/2026	52.2	No	92	n/a	n/a	0	n/a	n/a	0.0002254	NP Inter (normality) 1 of 2
Sulfate (mg/L)	**BGWC-22**	**87**	**n/a**	**2/10/2026**	**220**	**Yes**	**92**	**n/a**	**n/a**	**0**	**n/a**	**n/a**	**0.0002254**	**NP Inter (normality) 1 of 2**
Sulfate (mg/L)	**BGWC-23**	**87**	**n/a**	**2/6/2026**	**204**	**Yes**	**92**	**n/a**	**n/a**	**0**	**n/a**	**n/a**	**0.0002254**	**NP Inter (normality) 1 of 2**
Sulfate (mg/L)	**BGWC-24**	**87**	**n/a**	**2/2/2026**	**256**	**Yes**	**92**	**n/a**	**n/a**	**0**	**n/a**	**n/a**	**0.0002254**	**NP Inter (normality) 1 of 2**
Sulfate (mg/L)	BGWC-25	87	n/a	2/4/2026	44.9	No	92	n/a	n/a	0	n/a	n/a	0.0002254	NP Inter (normality) 1 of 2
Sulfate (mg/L)	BGWC-30	87	n/a	2/9/2026	36.9	No	92	n/a	n/a	0	n/a	n/a	0.0002254	NP Inter (normality) 1 of 2
Sulfate (mg/L)	BGWC-51	87	n/a	2/5/2026	66	No	92	n/a	n/a	0	n/a	n/a	0.0002254	NP Inter (normality) 1 of 2
Sulfate (mg/L)	**BGWC-52**	**87**	**n/a**	**2/5/2026**	**99.3**	**Yes**	**92**	**n/a**	**n/a**	**0**	**n/a**	**n/a**	**0.0002254**	**NP Inter (normality) 1 of 2**
TDS (mg/L)	**BGWC-7**	**415**	**n/a**	**2/4/2026**	**525**	**Yes**	**90**	**n/a**	**n/a**	**0**	**n/a**	**n/a**	**0.000234**	**NP Inter (normality) 1 of 2**
TDS (mg/L)	BGWC-8	415	n/a	2/3/2026	178	No	90	n/a	n/a	0	n/a	n/a	0.000234	NP Inter (normality) 1 of 2
TDS (mg/L)	BGWC-9	415	n/a	2/3/2026	379	No	90	n/a	n/a	0	n/a	n/a	0.000234	NP Inter (normality) 1 of 2
TDS (mg/L)	**BGWC-10**	**415**	**n/a**	**2/4/2026**	**421**	**Yes**	**90**	**n/a**	**n/a**	**0**	**n/a**	**n/a**	**0.000234**	**NP Inter (normality) 1 of 2**
TDS (mg/L)	**BGWC-12**	**415**	**n/a**	**2/3/2026**	**1220**	**Yes**	**90**	**n/a**	**n/a**	**0**	**n/a**	**n/a**	**0.000234**	**NP Inter (normality) 1 of 2**
TDS (mg/L)	**BGWC-14A**	**415**	**n/a**	**2/4/2026**	**1110**	**Yes**	**90**	**n/a**	**n/a**	**0**	**n/a**	**n/a**	**0.000234**	**NP Inter (normality) 1 of 2**
TDS (mg/L)	**BGWC-16**	**415**	**n/a**	**2/4/2026**	**916**	**Yes**	**90**	**n/a**	**n/a**	**0**	**n/a**	**n/a**	**0.000234**	**NP Inter (normality) 1 of 2**
TDS (mg/L)	**BGWC-17**	**415**	**n/a**	**2/4/2026**	**441**	**Yes**	**90**	**n/a**	**n/a**	**0**	**n/a**	**n/a**	**0.000234**	**NP Inter (normality) 1 of 2**
TDS (mg/L)	BGWC-18	415	n/a	2/4/2026	240	No	90	n/a	n/a	0	n/a	n/a	0.000234	NP Inter (normality) 1 of 2
TDS (mg/L)	BGWC-19	415	n/a	2/5/2026	294	No	90	n/a	n/a	0	n/a	n/a	0.000234	NP Inter (normality) 1 of 2
TDS (mg/L)	**BGWC-20**	**415**	**n/a**	**2/5/2026**	**1360**	**Yes**	**90**	**n/a**	**n/a**	**0**	**n/a**	**n/a**	**0.000234**	**NP Inter (normality) 1 of 2**
TDS (mg/L)	BGWC-21	415	n/a	2/4/2026	262	No	90	n/a	n/a	0	n/a	n/a	0.000234	NP Inter (normality) 1 of 2
TDS (mg/L)	**BGWC-22**	**415**	**n/a**	**2/10/2026**	**898**	**Yes**	**90**	**n/a**	**n/a**	**0**	**n/a**	**n/a**	**0.000234**	**NP Inter (normality) 1 of 2**
TDS (mg/L)	**BGWC-23**	**415**	**n/a**	**2/6/2026**	**1160**	**Yes**	**90**	**n/a**	**n/a**	**0**	**n/a**	**n/a**	**0.000234**	**NP Inter (normality) 1 of 2**
TDS (mg/L)	**BGWC-24**	**415**	**n/a**	**2/2/2026**	**1510**	**Yes**	**90**	**n/a**	**n/a**	**0**	**n/a**	**n/a**	**0.000234**	**NP Inter (normality) 1 of 2**
TDS (mg/L)	BGWC-25	415	n/a	2/4/2026	286	No	90	n/a	n/a	0	n/a	n/a	0.000234	NP Inter (normality) 1 of 2

Appendix III Interwell Prediction Limits - All Results

Plant Bowen Client: Southern Company Data: Bowen AP-1 Printed 4/9/2026, 1:53 PM

Constituent	Well	Upper Lim.	Lower Lim.	Date	Observ.	Sig.	Bg N	Bg Mean	Std. Dev.	%NDs	ND Adj.	Transform	Alpha	Method
TDS (mg/L)	BGWC-30	415	n/a	2/9/2026	393	No	90	n/a	n/a	0	n/a	n/a	0.000234	NP Inter (normality) 1 of 2
TDS (mg/L)	BGWC-51	415	n/a	2/5/2026	294	No	90	n/a	n/a	0	n/a	n/a	0.000234	NP Inter (normality) 1 of 2
TDS (mg/L)	BGWC-52	415	n/a	2/5/2026	314	No	90	n/a	n/a	0	n/a	n/a	0.000234	NP Inter (normality) 1 of 2

Sanitas™ v.10.1.06 Software licensed to Groundwater Stats Consulting. UG

Exceeds Limit: BGWC-7, BGWC-9, BGWC-10, BGWC-12, BGWC-14A, BGWC-16, BGWC-17, BGWC-18, BGWC-19, BGWC-20...

Prediction Limit

Interwell Non-parametric

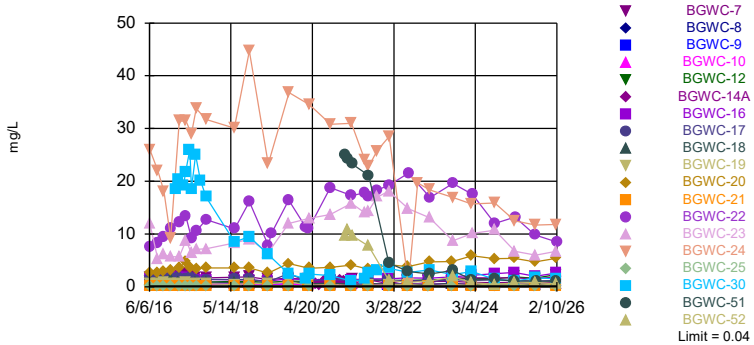

Non-parametric test used in lieu of parametric prediction limit because the Shapiro Francia normality test showed the data to be non-normal at the 0.01 alpha level. Limit is highest of 92 background values. 20.65% NDs. Annual per-constituent alpha = 0.00853. Individual comparison alpha = 0.0002254 (1 of 2). Comparing 19 points to limit.

Constituent: Boron Analysis Run 4/9/2026 1:51 PM View: Appendix III Interwell

Plant Bowen Client: Southern Company Data: Bowen AP-1

Sanitas™ v.10.1.06 Software licensed to Groundwater Stats Consulting. UG

Exceeds Limit: BGWC-7, BGWC-12, BGWC-14A, BGWC-16, BGWC-20, BGWC-22, BGWC-23, BGWC-24

Prediction Limit

Interwell Non-parametric

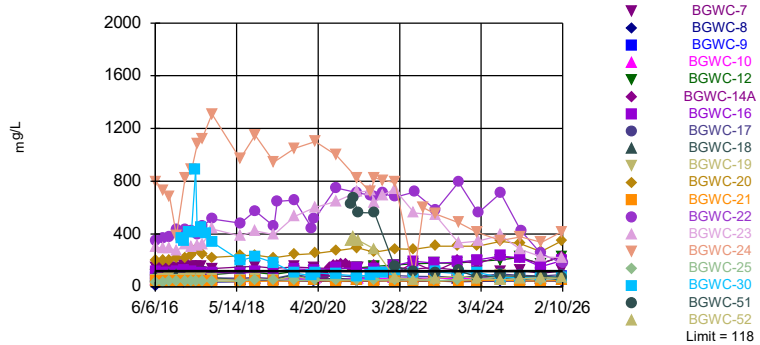

Non-parametric test used in lieu of parametric prediction limit because the Shapiro Francia normality test showed the data to be non-normal at the 0.01 alpha level. Limit is highest of 92 background values. Annual per-constituent alpha = 0.00853. Individual comparison alpha = 0.0002254 (1 of 2). Comparing 19 points to limit.

Constituent: Calcium Analysis Run 4/9/2026 1:51 PM View: Appendix III Interwell

Plant Bowen Client: Southern Company Data: Bowen AP-1

Sanitas™ v.10.1.06 Software licensed to Groundwater Stats Consulting. UG

Hollow symbols indicate censored values.

Exceeds Limit: BGWC-9, BGWC-10, BGWC-12, BGWC-14A, BGWC-16, BGWC-17, BGWC-20, BGWC-22, BGWC-23, BGWC-24...

Prediction Limit

Interwell Parametric

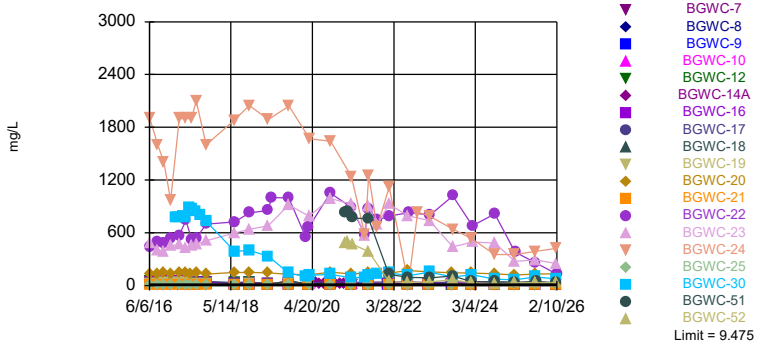

Background Data Summary (based on square root transformation): Mean=1.875, Std. Dev.=0.5662, n=92. Normality test: Shapiro Francia @alpha = 0.01, calculated = 0.9681, critical = 0.962. Kappa = 2.124 (c=7, w=19, 1 of 2, event alpha = 0.05132). Report alpha = 0.007498. Individual comparison alpha = 0.000396. Comparing 19 points to limit.

Constituent: Chloride Analysis Run 4/9/2026 1:51 PM View: Appendix III Interwell

Plant Bowen Client: Southern Company Data: Bowen AP-1

Sanitas™ v.10.1.06 Software licensed to Groundwater Stats Consulting. UG

Hollow symbols indicate censored values.

Within Limit

Prediction Limit

Interwell Non-parametric

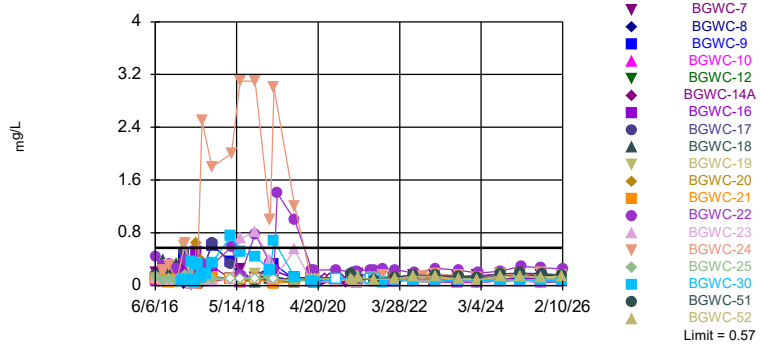

Non-parametric test used in lieu of parametric prediction limit because the Chi Squared normality test showed the data to be non-normal at the 0.01 alpha level. Limit is highest of 101 background values. 47.52% NDs. Annual per-constituent alpha = 0.007121. Individual comparison alpha = 0.000188 (1 of 2). Comparing 19 points to limit.

Constituent: Fluoride Analysis Run 4/9/2026 1:51 PM View: Appendix III Interwell

Plant Bowen Client: Southern Company Data: Bowen AP-1

Sanitas™ v.10.1.06 Software licensed to Groundwater Stats Consulting. UG

Exceeds Limits: BGWC-16, BGWC-18

Prediction Limit

Interwell Parametric

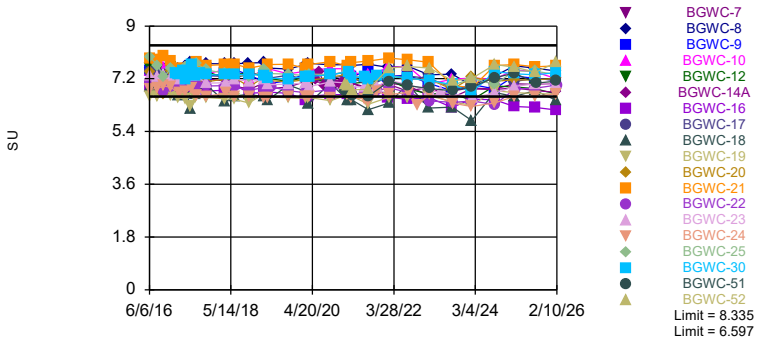

Background Data Summary (based on square transformation): Mean=56.49, Std. Dev.=6.128, n=101. Normality test: Chi Squared @alpha = 0.01, calculated = 13.16, critical = 14.07. Kappa = 2.117 (c=7, w=19, 1 of 2, event alpha = 0.05132). Report alpha = 0.007498. Individual comparison alpha = 0.000198. Comparing 19 points to limit.

Constituent: pH, Field Analysis Run 4/9/2026 1:51 PM View: Appendix III Interwell

Plant Bowen Client: Southern Company Data: Bowen AP-1

Sanitas™ v.10.1.06 Software licensed to Groundwater Stats Consulting. UG

Hollow symbols indicate censored values.

Exceeds Limit: BGWC-7, BGWC-9, BGWC-10, BGWC-12, BGWC-14A, BGWC-16, BGWC-17, BGWC-20, BGWC-22, BGWC-23...

Prediction Limit

Interwell Non-parametric

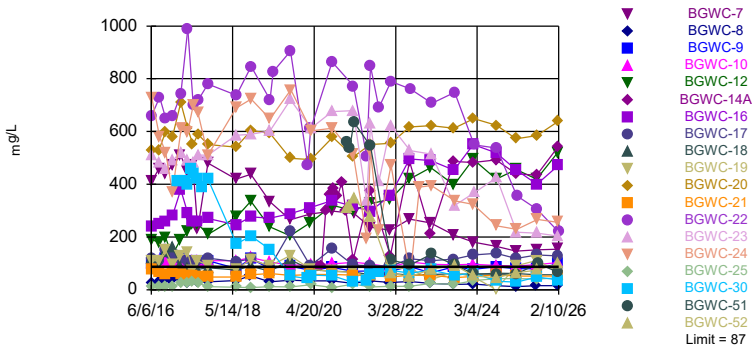

Non-parametric test used in lieu of parametric prediction limit because the Shapiro Francia normality test showed the data to be non-normal at the 0.01 alpha level. Limit is highest of 92 background values. Annual per-constituent alpha = 0.00853. Individual comparison alpha = 0.0002254 (1 of 2). Comparing 19 points to limit.

Constituent: Sulfate Analysis Run 4/9/2026 1:51 PM View: Appendix III Interwell

Plant Bowen Client: Southern Company Data: Bowen AP-1

Sanitas™ v.10.1.06 Software licensed to Groundwater Stats Consulting. UG

Exceeds Limit: BGWC-7, BGWC-10, BGWC-12, BGWC-14A, BGWC-16, BGWC-17, BGWC-20, BGWC-22, BGWC-23, BGWC-24

Prediction Limit

Interwell Non-parametric

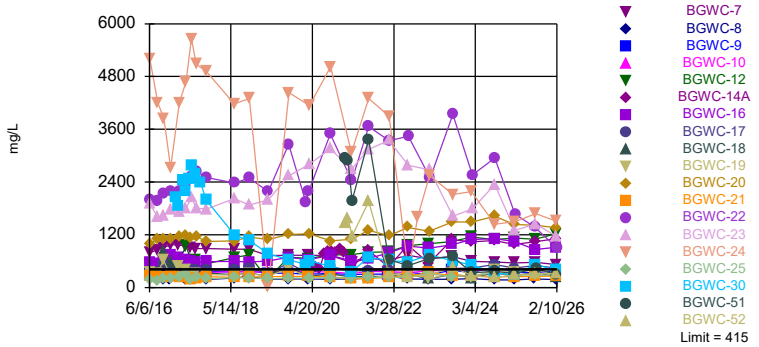

Non-parametric test used in lieu of parametric prediction limit because the Shapiro Francia normality test showed the data to be non-normal at the 0.01 alpha level. Limit is highest of 90 background values. Annual per-constituent alpha = 0.008855. Individual comparison alpha = 0.000234 (1 of 2). Comparing 19 points to limit.

Constituent: TDS Analysis Run 4/9/2026 1:51 PM View: Appendix III Interwell

Plant Bowen Client: Southern Company Data: Bowen AP-1

Prediction Limit

Constituent: Boron (mg/L) Analysis Run 4/9/2026 1:53 PM View: Appendix III Interwell

Plant Bowen Client: Southern Company Data: Bowen AP-1

	BGWA-2 (bg)	BGWC-9	BGWC-16	BGWC-17	BGWC-8	BGWC-12	BGWC-10	BGWC-7	BGWC-22
6/6/2016	<0.04	0.55							
6/7/2016			1.7	1.5	0.02	1.1	0.37		
6/8/2016								1.7	7.6
6/9/2016									
8/9/2016	0.0336 (J)								
8/10/2016					0.117				
8/11/2016		0.612	1.37	1.41				1.95	
8/12/2016						0.867			
8/15/2016									
8/16/2016							0.525		
8/18/2016									8.37
8/22/2016									
10/3/2016	0.0226 (J)								
10/4/2016					0.177				
10/5/2016		0.659							
10/6/2016						0.863		2.06	
10/7/2016			1.49	1.76			0.492		
10/10/2016									9.46
11/29/2016	0.0085 (J)								
12/1/2016									
12/2/2016					0.0668				
12/5/2016		0.71				0.879			
12/6/2016			1.65	1.79			0.515	2.05	
12/7/2016									
12/8/2016									11.1
1/10/2017									
1/23/2017									
2/7/2017									
2/13/2017	<0.04								
2/14/2017					0.122				
2/15/2017		0.707				0.886		2.01	
2/16/2017			1.73	1.63			0.482		
2/17/2017									12.2
2/20/2017									
3/27/2017									
4/13/2017	0.0084 (J)								
4/14/2017					0.054				
4/17/2017		0.675							
4/18/2017			1.77			0.941	0.515	2.58	
4/19/2017				1.47					
4/20/2017									13.3
5/22/2017									
5/25/2017	0.01 (J)								
5/26/2017		0.711			0.0817				
5/30/2017			1.52	1.7					
6/1/2017									
6/2/2017						1.02	0.513	2.22	
6/5/2017									9.19
7/7/2017	0.009 (J)								
7/10/2017					0.0534				
7/11/2017		0.633							
7/12/2017							0.508		

ND substitution: RL or RL/2 if <15% NDs.

Prediction Limit

Constituent: Boron (mg/L) Analysis Run 4/9/2026 1:53 PM View: Appendix III Interwell

Plant Bowen Client: Southern Company Data: Bowen AP-1

	BGWA-2 (bg)	BGWC-9	BGWC-16	BGWC-17	BGWC-8	BGWC-12	BGWC-10	BGWC-7	BGWC-22
7/13/2017						0.945			
7/14/2017			1.26	1.26				1.85	
7/17/2017									
7/18/2017									
7/19/2017									10.6
8/23/2017									
10/9/2017	0.0063 (J)								
10/10/2017		0.619			0.0515	0.908			
10/11/2017			1.36	1.37			0.486	1.72	
10/12/2017									12.7
6/12/2018	0.0058 (J)	0.56	1.3		0.074				
6/13/2018								1.8	
6/14/2018				1.4		1	0.54		11
6/15/2018									
10/16/2018	0.0066 (J)				0.16				
10/17/2018		0.61		1.4		1			
10/18/2018			1.3				0.49	1.9	
10/19/2018									
10/22/2018									16.1
4/1/2019	0.0076 (J)	0.5			0.046 (J)	0.86 (J)			
4/2/2019			1.1	0.95 (J)			0.51 (J)	1.4	
4/3/2019									7.9
4/4/2019									
5/2/2019	0.015 (J)								10.1
9/23/2019	0.0069 (J)								
9/24/2019		0.51			0.06			1.6	
9/25/2019						1.1	0.49		
9/26/2019			1.5	2.5					
9/27/2019									16.4
9/30/2019									
2/19/2020									
2/25/2020									11.2
2/26/2020									
3/18/2020	0.016 (J)				0.058 (J)				
3/19/2020		0.41	1.3	1		1		1.4	
3/20/2020									11.1
3/23/2020							0.5		
3/24/2020									
3/25/2020									
5/22/2020									
5/25/2020									
6/23/2020									
7/28/2020									
9/2/2020									
9/3/2020									
9/23/2020	0.0086 (J)				0.054 (J)				
9/24/2020		0.44	1.3	1.5			0.47		18.8
9/25/2020						1		1.3	
9/28/2020									
10/1/2020									
11/10/2020									
12/15/2020									

Prediction Limit

Constituent: Boron (mg/L) Analysis Run 4/9/2026 1:53 PM View: Appendix III Interwell

Plant Bowen Client: Southern Company Data: Bowen AP-1

	BGWA-2 (bg)	BGWC-9	BGWC-16	BGWC-17	BGWC-8	BGWC-12	BGWC-10	BGWC-7	BGWC-22
1/20/2021									
1/28/2021									
2/23/2021									
3/23/2021									
3/24/2021		0.45	1.3	1.1	0.04 (J)	1.2			
3/25/2021									
3/26/2021	0.0094 (J)								
3/29/2021									17.3
3/30/2021							0.56	1.4	
7/19/2021									17.8
7/20/2021									
8/16/2021	0.013 (J)								
8/18/2021		0.47	1.5		0.093	1.2	0.51		
8/19/2021				1.3				1.3	
8/20/2021									
8/23/2021									17.2
11/1/2021									18.3
2/9/2022	0.0099 (J)								
2/10/2022		0.46			0.051				
2/11/2022			1.5	1.2		1.2	0.5	1.2	
2/14/2022									
2/15/2022									19.3
2/16/2022									
7/26/2022	0.014 (J)	0.47			0.052				
7/27/2022			1.7	1.2		1.2			
7/28/2022							0.52	1.1	
8/1/2022									
8/2/2022									21.5
10/21/2022									
1/24/2023	0.01 (J)								
1/26/2023		0.41	1.6	1	0.051	1.3		1	
1/27/2023							0.53		
1/30/2023									
1/31/2023									
2/1/2023									
2/2/2023									
2/7/2023									16.9
8/15/2023									
8/16/2023					0.034 (J)	1.4			
8/17/2023		0.56	1.9	1.3			0.57	1	
8/18/2023									
8/21/2023	<0.04								
8/22/2023									19.6
8/23/2023									
8/25/2023									
1/30/2024									
1/31/2024									
2/1/2024		0.48	2.2	1.2	0.04 (J)	1.6	0.51		
2/2/2024								0.85	
2/5/2024									
2/6/2024									
2/8/2024	0.022 (J)								17.5

ND substitution: RL or RL/2 if <15% NDs.

Prediction Limit

Constituent: Boron (mg/L) Analysis Run 4/9/2026 1:53 PM View: Appendix III Interwell

Plant Bowen Client: Southern Company Data: Bowen AP-1

	BGWA-2 (bg)	BGWC-9	BGWC-16	BGWC-17	BGWC-8	BGWC-12	BGWC-10	BGWC-7	BGWC-22
8/15/2024									
8/16/2024					0.023 (J)			0.77	
8/19/2024		0.5	2.5	1.3		1.5			
8/20/2024							0.5		
8/21/2024	0.013 (J)								12
8/22/2024									
2/4/2025									
2/5/2025		0.52			0.029 (J)	1.9			
2/6/2025			2.7				0.51	0.83	
2/7/2025				1.2					
2/10/2025	0.018 (J)								
2/11/2025									
2/13/2025									13.2
7/31/2025					0.039 (J)				
8/4/2025		0.45				1.6			
8/5/2025	0.013 (J)		2	1.1			0.48	0.69	
8/6/2025									
8/7/2025									9.8
8/11/2025									
8/12/2025									
8/13/2025									
2/2/2026									
2/3/2026		0.57			0.032 (J)	2.3			
2/4/2026			2.6	1.2			0.6	0.76	
2/5/2026									
2/6/2026	0.018 (J)								
2/9/2026									
2/10/2026									8.5

Prediction Limit

Constituent: Boron (mg/L) Analysis Run 4/9/2026 1:53 PM View: Appendix III Interwell

Plant Bowen Client: Southern Company Data: Bowen AP-1

	BGWC-25	BGWC-21	BGWC-18	BGWC-19	BGWC-20	BGWC-24	BGWC-23	BGWA-29 (bg)	BGWC-30
6/6/2016									
6/7/2016									
6/8/2016	0.029 (J)	0.12	1.2	0.49	2.6				
6/9/2016						26	12		
8/9/2016									
8/10/2016									
8/11/2016									
8/12/2016			0.895	0.647	2.74				
8/15/2016	0.0228 (J)								
8/16/2016									
8/18/2016		0.191				22	5.2		
8/22/2016								0.0132 (J)	
10/3/2016									
10/4/2016								0.0065 (J)	
10/5/2016									
10/6/2016									
10/7/2016			1.33	0.868					
10/10/2016	0.0305 (J)	0.13			3	18.1	6.13		
11/29/2016									
12/1/2016								<0.04	
12/2/2016									
12/5/2016									
12/6/2016			1.5						
12/7/2016				0.51	3.08	9.19	5.7		
12/8/2016	0.0164 (J)	0.144							
1/10/2017								<0.04	
1/23/2017									18.6
2/7/2017									20.4
2/13/2017									
2/14/2017								<0.04	
2/15/2017									
2/16/2017			0.753	0.68					
2/17/2017		0.0685			3.63				
2/20/2017	0.0154 (J)					31.4	5.7		
3/27/2017									19.1
4/13/2017									
4/14/2017								<0.04	
4/17/2017									21.8
4/18/2017									
4/19/2017		0.0743	0.762	0.701	4.68	31.4	8.79		
4/20/2017	0.0283 (J)								
5/22/2017									26
5/25/2017								<0.04	
5/26/2017									
5/30/2017									
6/1/2017	0.0467	0.0499	0.663	0.383	3.57				
6/2/2017									
6/5/2017						29	6.39		18.6
7/7/2017									
7/10/2017								<0.04	
7/11/2017									25
7/12/2017									

ND substitution: RL or RL/2 if <15% NDs.

Prediction Limit

Constituent: Boron (mg/L) Analysis Run 4/9/2026 1:53 PM View: Appendix III Interwell

Plant Bowen Client: Southern Company Data: Bowen AP-1

	BGWC-25	BGWC-21	BGWC-18	BGWC-19	BGWC-20	BGWC-24	BGWC-23	BGWA-29 (bg)	BGWC-30
7/13/2017									
7/14/2017			0.787	0.645					
7/17/2017	0.0171 (J)					33.8	7.06		
7/18/2017		0.0544			3.37				
7/19/2017									
8/23/2017									20.2
10/9/2017									
10/10/2017								<0.04	17
10/11/2017	0.0141 (J)		0.889	0.594	3.54	31.7	7.18		
10/12/2017		0.0494							
6/12/2018								0.0056 (J)	
6/13/2018					3.6	30.1	8.3		
6/14/2018	0.017 (J)	0.035 (J)	0.75						
6/15/2018				0.44					8.5
10/16/2018								0.0071 (J)	
10/17/2018									
10/18/2018			0.8						
10/19/2018		0.028 (J)		0.65					
10/22/2018	0.03 (J)				3.6	44.7	9		9.5
4/1/2019								0.0048 (J)	
4/2/2019			0.56 (J)						6.1 (J)
4/3/2019		0.12		0.51	2.6	23.3	6.5		
4/4/2019	0.02 (J)								
5/2/2019									
9/23/2019								0.0052 (J)	
9/24/2019									
9/25/2019									
9/26/2019			1.1	0.96	4.4				
9/27/2019							12		2.4
9/30/2019	0.038 (J)	0.04 (J)				36.8			
2/19/2020								0.0057 (J)	
2/25/2020									
2/26/2020									1.5
3/18/2020								0.0054 (J)	
3/19/2020									
3/20/2020		0.03 (J)	0.53	0.29					
3/23/2020					3.5		13		2.4
3/24/2020	0.032 (J)								
3/25/2020						34.5			
5/22/2020									
5/25/2020									
6/23/2020									
7/28/2020									
9/2/2020									
9/3/2020									
9/23/2020								<0.04	
9/24/2020		0.037 (J)	0.72				13.7		
9/25/2020						30.8			2.1
9/28/2020	0.049 (J)			0.4	3.7				
10/1/2020									
11/10/2020									
12/15/2020									

ND substitution: RL or RL/2 if <15% NDs.

Prediction Limit

Constituent: Boron (mg/L) Analysis Run 4/9/2026 1:53 PM View: Appendix III Interwell

Plant Bowen Client: Southern Company Data: Bowen AP-1

	BGWC-25	BGWC-21	BGWC-18	BGWC-19	BGWC-20	BGWC-24	BGWC-23	BGWA-29 (bg)	BGWC-30
1/20/2021									
1/28/2021									
2/23/2021									
3/23/2021								<0.04	
3/24/2021			0.5						
3/25/2021									1.1
3/26/2021	0.17			0.24		31	15.8		
3/29/2021		0.038 (J)			4.1				
3/30/2021									
7/19/2021						24	14		
7/20/2021									1.4
8/16/2021								<0.04	
8/18/2021									
8/19/2021	0.038 (J)		0.57						2.6
8/20/2021		0.045		0.29	3.3				
8/23/2021						22.8	14.4		
11/1/2021						25.8	17		3.2
2/9/2022									
2/10/2022								0.012 (J)	
2/11/2022									
2/14/2022							18.1		3.5
2/15/2022						28.5			
2/16/2022	0.048	0.053	0.56	0.35	4.2				
7/26/2022								0.013 (J)	
7/27/2022	0.051		0.53	0.43	3.8				
7/28/2022		0.035 (J)							
8/1/2022							14.8		2.7
8/2/2022						0.52			
10/21/2022						19.7			
1/24/2023								<0.04	
1/26/2023			0.45						
1/27/2023	0.029 (J)	0.026 (J)		0.18					
1/30/2023					4.7				
1/31/2023									
2/1/2023						18.4			3.2
2/2/2023							13.1		
2/7/2023									
8/15/2023									
8/16/2023								<0.04	
8/17/2023	0.075		0.64						
8/18/2023				0.39	4.8				
8/21/2023									2.3
8/22/2023									
8/23/2023		0.026 (J)					8.7		
8/25/2023						16.9			
1/30/2024						15.7			
1/31/2024									
2/1/2024									
2/2/2024			0.41	0.22					
2/5/2024	0.097	0.039 (J)			5.9			<0.04	
2/6/2024									2.9
2/8/2024							10.1		

ND substitution: RL or RL/2 if <15% NDs.

Prediction Limit

Constituent: Boron (mg/L) Analysis Run 4/9/2026 1:53 PM View: Appendix III Interwell

Plant Bowen Client: Southern Company Data: Bowen AP-1

	BGWC-25	BGWC-21	BGWC-18	BGWC-19	BGWC-20	BGWC-24	BGWC-23	BGWA-29 (bg)	BGWC-30
8/15/2024									
8/16/2024									
8/19/2024			0.53	0.58					
8/20/2024	0.27				5.3				
8/21/2024						15.9		<0.04	
8/22/2024		0.028 (J)					10.7		1.4
2/4/2025									
2/5/2025									
2/6/2025					5.4			<0.04	
2/7/2025			0.5	0.4					
2/10/2025	0.16	0.025 (J)							1.1
2/11/2025						12.5	6.7		
2/13/2025									
7/31/2025									
8/4/2025									
8/5/2025			0.46						1.7
8/6/2025				0.59					
8/7/2025	0.17				4.7				
8/11/2025		0.03 (J)				11.7	6		
8/12/2025								0.0092 (J)	
8/13/2025									
2/2/2026						11.8			
2/3/2026									
2/4/2026	0.16	0.025 (J)	0.53						
2/5/2026				0.33	5.4			<0.04	
2/6/2026							6.7		
2/9/2026									1.5
2/10/2026									

ND substitution: RL or RL/2 if <15% NDs.

Prediction Limit

Constituent: Boron (mg/L) Analysis Run 4/9/2026 1:53 PM View: Appendix III Interwell

Plant Bowen Client: Southern Company Data: Bowen AP-1

	BGWA-47D (bg)	BGWC-14A	BGWA-48D (bg)	BGWC-52	BGWC-51
6/6/2016					
6/7/2016					
6/8/2016					
6/9/2016					
8/9/2016					
8/10/2016					
8/11/2016					
8/12/2016					
8/15/2016					
8/16/2016					
8/18/2016					
8/22/2016					
10/3/2016					
10/4/2016					
10/5/2016					
10/6/2016					
10/7/2016					
10/10/2016					
11/29/2016					
12/1/2016					
12/2/2016					
12/5/2016					
12/6/2016					
12/7/2016					
12/8/2016					
1/10/2017					
1/23/2017					
2/7/2017					
2/13/2017					
2/14/2017					
2/15/2017					
2/16/2017					
2/17/2017					
2/20/2017					
3/27/2017					
4/13/2017					
4/14/2017					
4/17/2017					
4/18/2017					
4/19/2017					
4/20/2017					
5/22/2017					
5/25/2017					
5/26/2017					
5/30/2017					
6/1/2017					
6/2/2017					
6/5/2017					
7/7/2017					
7/10/2017					
7/11/2017					
7/12/2017					

Prediction Limit

Constituent: Boron (mg/L) Analysis Run 4/9/2026 1:53 PM View: Appendix III Interwell

Plant Bowen Client: Southern Company Data: Bowen AP-1

	BGWA-47D (bg)	BGWC-14A	BGWA-48D (bg)	BGWC-52	BGWC-51
7/13/2017					
7/14/2017					
7/17/2017					
7/18/2017					
7/19/2017					
8/23/2017					
10/9/2017					
10/10/2017					
10/11/2017					
10/12/2017					
6/12/2018					
6/13/2018					
6/14/2018					
6/15/2018					
10/16/2018					
10/17/2018					
10/18/2018					
10/19/2018					
10/22/2018					
4/1/2019					
4/2/2019					
4/3/2019					
4/4/2019					
5/2/2019					
9/23/2019					
9/24/2019					
9/25/2019					
9/26/2019					
9/27/2019					
9/30/2019					
2/19/2020					
2/25/2020					
2/26/2020					
3/18/2020					
3/19/2020					
3/20/2020					
3/23/2020					
3/24/2020					
3/25/2020					
5/22/2020	0.024 (J)	0.54			
5/25/2020			0.018 (J)		
6/23/2020	0.019 (J)	0.45	0.015 (J)		
7/28/2020	0.03 (J)	0.97	0.024 (J)		
9/2/2020	0.022 (J)	1.1			
9/3/2020			0.022 (J)		
9/23/2020					
9/24/2020					
9/25/2020					
9/28/2020					
10/1/2020	0.025 (J)	1.2	0.027 (J)		
11/10/2020	0.025 (J)	1.1	0.032 (J)		
12/15/2020	0.031 (J)	1.2	0.034 (J)		

Prediction Limit

Constituent: Boron (mg/L) Analysis Run 4/9/2026 1:53 PM View: Appendix III Interwell

Plant Bowen Client: Southern Company Data: Bowen AP-1

	BGWA-47D (bg)	BGWC-14A	BGWA-48D (bg)	BGWC-52	BGWC-51
1/20/2021	0.022 (J)	1.1	0.034 (J)		
1/28/2021				9.7	24.9
2/23/2021				10.7	24.3
3/23/2021					
3/24/2021		0.6			
3/25/2021	0.017 (J)		0.026 (J)		
3/26/2021					
3/29/2021					
3/30/2021				9.7	23.3
7/19/2021					
7/20/2021					
8/16/2021	0.021 (J)		0.034 (J)		
8/18/2021		1.3			
8/19/2021					
8/20/2021					
8/23/2021				7.7	21.1
11/1/2021					
2/9/2022	0.017 (J)	0.57	0.038 (J)		
2/10/2022					
2/11/2022					
2/14/2022				1.2	4.5
2/15/2022					
2/16/2022					
7/26/2022	0.022 (J)	1.3	0.017 (J)		
7/27/2022					
7/28/2022				0.87	
8/1/2022					2.9
8/2/2022					
10/21/2022					
1/24/2023	0.016 (J)		0.014 (J)		
1/26/2023		0.69			
1/27/2023					
1/30/2023					
1/31/2023				1.1	2.4
2/1/2023					
2/2/2023					
2/7/2023					
8/15/2023	0.034 (J)				
8/16/2023		1.7	0.01 (J)		
8/17/2023					
8/18/2023					
8/21/2023					3.1
8/22/2023				1.9	
8/23/2023					
8/25/2023					
1/30/2024					
1/31/2024	0.023 (J)		0.024 (J)		
2/1/2024		1.7			
2/2/2024					
2/5/2024				0.77	1.3
2/6/2024					
2/8/2024					

Prediction Limit

Constituent: Boron (mg/L) Analysis Run 4/9/2026 1:53 PM View: Appendix III Interwell

Plant Bowen Client: Southern Company Data: Bowen AP-1

	BGWA-47D (bg)	BGWC-14A	BGWA-48D (bg)	BGWC-52	BGWC-51
8/15/2024	0.014 (J)		0.016 (J)		
8/16/2024		1.7			
8/19/2024					
8/20/2024				0.45	1.4
8/21/2024					
8/22/2024					
2/4/2025	0.022 (J)		0.022 (J)		
2/5/2025		1.7			
2/6/2025					1.1
2/7/2025				0.72	
2/10/2025					
2/11/2025					
2/13/2025					
7/31/2025	0.021 (J)		0.022 (J)		
8/4/2025		1.5			
8/5/2025					
8/6/2025					
8/7/2025					
8/11/2025				0.83	
8/12/2025					
8/13/2025					1.1
2/2/2026					
2/3/2026	0.023 (J)		0.028 (J)		
2/4/2026		1.9			
2/5/2026				0.55	1
2/6/2026					
2/9/2026					
2/10/2026					

Prediction Limit

Constituent: Calcium (mg/L) Analysis Run 4/9/2026 1:53 PM View: Appendix III Interwell

Plant Bowen Client: Southern Company Data: Bowen AP-1

	BGWA-2 (bg)	BGWC-9	BGWC-16	BGWC-17	BGWC-8	BGWC-12	BGWC-10	BGWC-7	BGWC-22
6/6/2016	39	66							
6/7/2016			120	65	7.9	90	50		
6/8/2016								140	350
6/9/2016									
8/9/2016	32.2								
8/10/2016					36.8				
8/11/2016		65.2	111	61				141	
8/12/2016						76.6			
8/15/2016									
8/16/2016							49.2		
8/18/2016									370
8/22/2016									
10/3/2016	34.1								
10/4/2016					39.7				
10/5/2016		66.7							
10/6/2016						78.7		147	
10/7/2016			103	71			52.6		
10/10/2016									375
11/29/2016	29.7								
12/1/2016									
12/2/2016					37.8				
12/5/2016		74.6				80.9			
12/6/2016			117	68.7			55.4	146	
12/7/2016									
12/8/2016									434
1/10/2017									
1/23/2017									
2/7/2017									
2/13/2017	31.2								
2/14/2017					35.2				
2/15/2017		74.6				90.7		163	
2/16/2017			124	65.5			53.2		
2/17/2017									434
2/20/2017									
3/27/2017									
4/13/2017	30.5								
4/14/2017					37.5				
4/17/2017		65.6							
4/18/2017			120			94.8	58	155	
4/19/2017				68.9					
4/20/2017									422
5/22/2017									
5/25/2017	33.8								
5/26/2017		70.4			41.7				
5/30/2017			111	72.6					
6/1/2017									
6/2/2017						108	55.8	156	
6/5/2017									398
7/7/2017	33.1								
7/10/2017					39				
7/11/2017		66.9							
7/12/2017							58.1		

Prediction Limit

Constituent: Calcium (mg/L) Analysis Run 4/9/2026 1:53 PM View: Appendix III Interwell

Plant Bowen Client: Southern Company Data: Bowen AP-1

	BGWA-2 (bg)	BGWC-9	BGWC-16	BGWC-17	BGWC-8	BGWC-12	BGWC-10	BGWC-7	BGWC-22
7/13/2017						111			
7/14/2017			109	70.6				157	
7/17/2017									
7/18/2017									
7/19/2017									461
8/23/2017									
10/9/2017	33.6								
10/10/2017		61.7			36.9	93			
10/11/2017			109	67.3			55.7	137	
10/12/2017									515
6/12/2018	32.4	53.4	104		38.1				
6/13/2018								151	
6/14/2018				65.7		109	58.4		482
6/15/2018									
10/16/2018	34.6				44.8				
10/17/2018		63		69.7		110			
10/18/2018			112				57.8	154	
10/19/2018									
10/22/2018									575
4/1/2019	48.2	59.3			47.2	94.8			
4/2/2019			117	63.9			57.8	140	
4/3/2019									458
4/4/2019									
5/2/2019	44.8								647
9/23/2019	36.3								
9/24/2019		57.6			42.4			151	
9/25/2019						115	58.1		
9/26/2019			136	94.2					
9/27/2019									658
9/30/2019									
2/19/2020									
2/25/2020									445
2/26/2020									
3/18/2020	40.1				43				
3/19/2020		61.5	130	68.1		120		142	
3/20/2020									514
3/23/2020							61.1		
3/24/2020									
3/25/2020									
5/22/2020									
5/25/2020									
6/23/2020									
7/28/2020									
9/2/2020									
9/3/2020									
9/23/2020	45.2				41.6				
9/24/2020		59	141	84.9			58.8		750
9/25/2020						135		138	
9/28/2020									
10/1/2020									
11/10/2020									
12/15/2020									

Prediction Limit

Constituent: Calcium (mg/L) Analysis Run 4/9/2026 1:53 PM View: Appendix III Interwell

Plant Bowen Client: Southern Company Data: Bowen AP-1

	BGWA-2 (bg)	BGWC-9	BGWC-16	BGWC-17	BGWC-8	BGWC-12	BGWC-10	BGWC-7	BGWC-22
1/20/2021									
1/28/2021									
2/23/2021									
3/23/2021									
3/24/2021		59.9	140	72	42.1	144			
3/25/2021									
3/26/2021	46.7								
3/29/2021									714
3/30/2021							61.3	145	
7/19/2021									693
7/20/2021									
8/16/2021	48.3								
8/18/2021		63	139		44.5	156	61.1		
8/19/2021				74				141	
8/20/2021									
8/23/2021									681
11/1/2021									708
2/9/2022	52.3								
2/10/2022		65.6			44.9				
2/11/2022			160	83.5		164	66.2	148	
2/14/2022									
2/15/2022									680
2/16/2022									
7/26/2022	46.7	66.3			41.8				
7/27/2022			194	80.9		175			
7/28/2022							63	136	
8/1/2022									
8/2/2022									717
10/21/2022									
1/24/2023	51.4								
1/26/2023		62.4	178	76.2	42.8	178		146	
1/27/2023							64		
1/30/2023									
1/31/2023									
2/1/2023									
2/2/2023									
2/7/2023									583
8/15/2023									
8/16/2023					38.8	178			
8/17/2023		66.9	187	75.4			62.2	125	
8/18/2023									
8/21/2023	49.5								
8/22/2023									793
8/23/2023									
8/25/2023									
1/30/2024									
1/31/2024									
2/1/2024		60.1	203	79.9	39.9	194	62.8		
2/2/2024								119	
2/5/2024									
2/6/2024									
2/8/2024	48.6								561

Prediction Limit

Constituent: Calcium (mg/L) Analysis Run 4/9/2026 1:53 PM View: Appendix III Interwell

Plant Bowen Client: Southern Company Data: Bowen AP-1

	BGWA-2 (bg)	BGWC-9	BGWC-16	BGWC-17	BGWC-8	BGWC-12	BGWC-10	BGWC-7	BGWC-22
8/15/2024									
8/16/2024					42.8			120	
8/19/2024		74.8	233	96		204			
8/20/2024							73.1		
8/21/2024	54.8								710
8/22/2024									
2/4/2025									
2/5/2025		72.8			44.5	224			
2/6/2025			221				71.4	125	
2/7/2025				86.6					
2/10/2025	50.1								
2/11/2025									
2/13/2025									427
7/31/2025					42.9				
8/4/2025		62.2				175			
8/5/2025	45.7		153	82.1			61.8	101	
8/6/2025									
8/7/2025									252
8/11/2025									
8/12/2025									
8/13/2025									
2/2/2026									
2/3/2026		75.5			43.2	230			
2/4/2026			199	91			70.7	121	
2/5/2026									
2/6/2026	50								
2/9/2026									
2/10/2026									177

Prediction Limit

Constituent: Calcium (mg/L) Analysis Run 4/9/2026 1:53 PM View: Appendix III Interwell

Plant Bowen Client: Southern Company Data: Bowen AP-1

	BGWC-25	BGWC-21	BGWC-18	BGWC-19	BGWC-20	BGWC-24	BGWC-23	BGWA-29 (bg)	BGWC-30
6/6/2016									
6/7/2016									
6/8/2016	32	43	76	55	200				
6/9/2016						800	300		
8/9/2016									
8/10/2016									
8/11/2016									
8/12/2016			61.7	61.2	196				
8/15/2016	33.1								
8/16/2016									
8/18/2016		38.6				730	290		
8/22/2016								21.4	
10/3/2016									
10/4/2016								20.9	
10/5/2016									
10/6/2016									
10/7/2016			84.7	70.2					
10/10/2016	41	37.5			198	680	296		
11/29/2016									
12/1/2016								19.8	
12/2/2016									
12/5/2016									
12/6/2016			88.1						
12/7/2016				48.6	215	387	271		
12/8/2016	38.5	43.4							
1/10/2017								20.4	
1/23/2017									372
2/7/2017									351
2/13/2017									
2/14/2017								20.9	
2/15/2017									
2/16/2017			53.7	64.7					
2/17/2017		41			221				
2/20/2017	40.7					823	323		
3/27/2017									417
4/13/2017									
4/14/2017								20.7 (J)	
4/17/2017									415
4/18/2017									
4/19/2017		39.4	57.1	69.5	240	893 (J)	298		
4/20/2017	40.7								
5/22/2017									885
5/25/2017								22.8 (J)	
5/26/2017									
5/30/2017									
6/1/2017	44.2	42.3	44.8	50.8	286				
6/2/2017									
6/5/2017						1080	310		413
7/7/2017									
7/10/2017								22.3	
7/11/2017									449
7/12/2017									

Prediction Limit

Constituent: Calcium (mg/L) Analysis Run 4/9/2026 1:53 PM View: Appendix III Interwell

Plant Bowen Client: Southern Company Data: Bowen AP-1

	BGWC-25	BGWC-21	BGWC-18	BGWC-19	BGWC-20	BGWC-24	BGWC-23	BGWA-29 (bg)	BGWC-30
7/13/2017									
7/14/2017			60	67					
7/17/2017	41.9					1120	319		
7/18/2017		40.9			244				
7/19/2017									
8/23/2017									409
10/9/2017									
10/10/2017								4.09	339
10/11/2017	41.1		67	57.3	222	1310	438		
10/12/2017		43.3							
6/12/2018								20.3 (J)	
6/13/2018					234	970	385		
6/14/2018	44.8	39.4	53.1						
6/15/2018				49.7					198
10/16/2018								19.4 (J)	
10/17/2018									
10/18/2018			60.4						
10/19/2018		40.6		63.1					
10/22/2018	52.2				241	1150	424		230
4/1/2019								24.6	
4/2/2019			53.3						181
4/3/2019		43.4		51.3	220	945	396		
4/4/2019	54.8								
5/2/2019									
9/23/2019								19.2	
9/24/2019									
9/25/2019									
9/26/2019			91.7	80.8	243				
9/27/2019							533		103
9/30/2019	47.8	43.2				1050			
2/19/2020								20.8	
2/25/2020									
2/26/2020									85.3
3/18/2020								22.4	
3/19/2020									
3/20/2020		48.2	49.3	52.1					
3/23/2020					253		602		107
3/24/2020	49.6								
3/25/2020						1100			
5/22/2020									
5/25/2020									
6/23/2020									
7/28/2020									
9/2/2020									
9/3/2020									
9/23/2020								20.1	
9/24/2020		42	68.7				647		
9/25/2020						998			93.3
9/28/2020	50.7			50.1	273				
10/1/2020									
11/10/2020									
12/15/2020									

Prediction Limit

Constituent: Calcium (mg/L) Analysis Run 4/9/2026 1:53 PM View: Appendix III Interwell

Plant Bowen Client: Southern Company Data: Bowen AP-1

	BGWC-25	BGWC-21	BGWC-18	BGWC-19	BGWC-20	BGWC-24	BGWC-23	BGWA-29 (bg)	BGWC-30
1/20/2021									
1/28/2021									
2/23/2021									
3/23/2021								22.1	
3/24/2021			48.2						
3/25/2021									81.1
3/26/2021	52.8			46.4		821	717		
3/29/2021		46.6			296				
3/30/2021									
7/19/2021						717	728		
7/20/2021									87.8
8/16/2021								21.5	
8/18/2021									
8/19/2021	51.2		49.2						109
8/20/2021		45.1		47.2	262				
8/23/2021						827	638		
11/1/2021						808	695		108
2/9/2022									
2/10/2022								20.3	
2/11/2022									
2/14/2022							740		129
2/15/2022						791			
2/16/2022	51.4	44.1	49	60.5	288				
7/26/2022								20	
7/27/2022	52.1		65.9	63.2	284				
7/28/2022		43.1							
8/1/2022							559		111
8/2/2022						90			
10/21/2022						600			
1/24/2023								21	
1/26/2023			41.4						
1/27/2023	48.8	46.5		39.3					
1/30/2023					309				
1/31/2023									
2/1/2023						552			113
2/2/2023							543		
2/7/2023									
8/15/2023									
8/16/2023								20.9	
8/17/2023	48.1		57						
8/18/2023				56.5	309				
8/21/2023									98.8
8/22/2023									
8/23/2023		43.9					332		
8/25/2023						486			
1/30/2024						413			
1/31/2024									
2/1/2024									
2/2/2024			44.9	51.7					
2/5/2024	57.6	45.9			309			20.5	
2/6/2024									109
2/8/2024							347		

Prediction Limit

Constituent: Calcium (mg/L) Analysis Run 4/9/2026 1:53 PM View: Appendix III Interwell

Plant Bowen Client: Southern Company Data: Bowen AP-1

	BGWC-25	BGWC-21	BGWC-18	BGWC-19	BGWC-20	BGWC-24	BGWC-23	BGWA-29 (bg)	BGWC-30
8/15/2024									
8/16/2024									
8/19/2024			68.4	84.7					
8/20/2024	72				345				
8/21/2024						352		23.1	
8/22/2024		47.9					391		69.5
2/4/2025									
2/5/2025									
2/6/2025					327			23	
2/7/2025			52	70.6					
2/10/2025	66	45.6							69.4
2/11/2025						377	280		
2/13/2025									
7/31/2025									
8/4/2025									
8/5/2025			64.9						80.8
8/6/2025				75.1					
8/7/2025	54.8				267				
8/11/2025		43.5				337	228		
8/12/2025								20.1	
8/13/2025									
2/2/2026						417			
2/3/2026									
2/4/2026	68.1	47.5	53.7						
2/5/2026				65	348			21.3	
2/6/2026							221		
2/9/2026									72.6
2/10/2026									

Prediction Limit

Constituent: Calcium (mg/L) Analysis Run 4/9/2026 1:53 PM View: Appendix III Interwell

Plant Bowen Client: Southern Company Data: Bowen AP-1

	BGWA-47D (bg)	BGWC-14A	BGWA-48D (bg)	BGWC-52	BGWC-51
6/6/2016					
6/7/2016					
6/8/2016					
6/9/2016					
8/9/2016					
8/10/2016					
8/11/2016					
8/12/2016					
8/15/2016					
8/16/2016					
8/18/2016					
8/22/2016					
10/3/2016					
10/4/2016					
10/5/2016					
10/6/2016					
10/7/2016					
10/10/2016					
11/29/2016					
12/1/2016					
12/2/2016					
12/5/2016					
12/6/2016					
12/7/2016					
12/8/2016					
1/10/2017					
1/23/2017					
2/7/2017					
2/13/2017					
2/14/2017					
2/15/2017					
2/16/2017					
2/17/2017					
2/20/2017					
3/27/2017					
4/13/2017					
4/14/2017					
4/17/2017					
4/18/2017					
4/19/2017					
4/20/2017					
5/22/2017					
5/25/2017					
5/26/2017					
5/30/2017					
6/1/2017					
6/2/2017					
6/5/2017					
7/7/2017					
7/10/2017					
7/11/2017					
7/12/2017					

Prediction Limit

Constituent: Calcium (mg/L) Analysis Run 4/9/2026 1:53 PM View: Appendix III Interwell

Plant Bowen Client: Southern Company Data: Bowen AP-1

	BGWA-47D (bg)	BGWC-14A	BGWA-48D (bg)	BGWC-52	BGWC-51
7/13/2017					
7/14/2017					
7/17/2017					
7/18/2017					
7/19/2017					
8/23/2017					
10/9/2017					
10/10/2017					
10/11/2017					
10/12/2017					
6/12/2018					
6/13/2018					
6/14/2018					
6/15/2018					
10/16/2018					
10/17/2018					
10/18/2018					
10/19/2018					
10/22/2018					
4/1/2019					
4/2/2019					
4/3/2019					
4/4/2019					
5/2/2019					
9/23/2019					
9/24/2019					
9/25/2019					
9/26/2019					
9/27/2019					
9/30/2019					
2/19/2020					
2/25/2020					
2/26/2020					
3/18/2020					
3/19/2020					
3/20/2020					
3/23/2020					
3/24/2020					
3/25/2020					
5/22/2020	74	73.4			
5/25/2020			36.5		
6/23/2020	99.5	80.1	39.4		
7/28/2020	96.2	140	40.3		
9/2/2020	109	159			
9/3/2020			51.8		
9/23/2020					
9/24/2020					
9/25/2020					
9/28/2020					
10/1/2020	107	162	61.9		
11/10/2020	117	170	80.3		
12/15/2020	110	169	70.3		

Prediction Limit

Constituent: Calcium (mg/L) Analysis Run 4/9/2026 1:53 PM View: Appendix III Interwell

Plant Bowen Client: Southern Company Data: Bowen AP-1

	BGWA-47D (bg)	BGWC-14A	BGWA-48D (bg)	BGWC-52	BGWC-51
1/20/2021	111	157	67.5		
1/28/2021				350	624
2/23/2021				379	674
3/23/2021					
3/24/2021		91.9			
3/25/2021	109		68.3		
3/26/2021					
3/29/2021					
3/30/2021				353	562
7/19/2021					
7/20/2021					
8/16/2021	108		61		
8/18/2021		166			
8/19/2021					
8/20/2021					
8/23/2021				286	561
11/1/2021					
2/9/2022	112	97.5	46.3		
2/10/2022					
2/11/2022					
2/14/2022				72.8	155
2/15/2022					
2/16/2022					
7/26/2022	105	185	34.5		
7/27/2022					
7/28/2022				52.3	
8/1/2022					112
8/2/2022					
10/21/2022					
1/24/2023	109		40.7		
1/26/2023		117			
1/27/2023					
1/30/2023					
1/31/2023				62.8	111
2/1/2023					
2/2/2023					
2/7/2023					
8/15/2023	102				
8/16/2023		196	37.7		
8/17/2023					
8/18/2023					
8/21/2023					123
8/22/2023				85.7	
8/23/2023					
8/25/2023					
1/30/2024					
1/31/2024	102		38.7		
2/1/2024		177			
2/2/2024					
2/5/2024				57.8	73.1
2/6/2024					
2/8/2024					

Prediction Limit

Constituent: Calcium (mg/L) Analysis Run 4/9/2026 1:53 PM View: Appendix III Interwell

Plant Bowen Client: Southern Company Data: Bowen AP-1

	BGWA-47D (bg)	BGWC-14A	BGWA-48D (bg)	BGWC-52	BGWC-51
8/15/2024	105		40.6		
8/16/2024		227			
8/19/2024					
8/20/2024				53.4	84.2
8/21/2024					
8/22/2024					
2/4/2025	108		42.6		
2/5/2025		215			
2/6/2025					79.3
2/7/2025				60.5	
2/10/2025					
2/11/2025					
2/13/2025					
7/31/2025	113		42.2		
8/4/2025		177			
8/5/2025					
8/6/2025					
8/7/2025					
8/11/2025				67.8	
8/12/2025					
8/13/2025					80.1
2/2/2026					
2/3/2026	118		41.3		
2/4/2026		229			
2/5/2026				66.3	70.6
2/6/2026					
2/9/2026					
2/10/2026					

Prediction Limit

Constituent: Chloride (mg/L) Analysis Run 4/9/2026 1:53 PM View: Appendix III Interwell

Plant Bowen Client: Southern Company Data: Bowen AP-1

	BGWA-2 (bg)	BGWC-9	BGWC-16	BGWC-17	BGWC-8	BGWC-12	BGWC-10	BGWC-7	BGWC-22
6/6/2016	2.9	27							
6/7/2016			37	26	2	44	19		
6/8/2016								11	440
6/9/2016									
8/9/2016	2.5								
8/10/2016					2.1				
8/11/2016		30	41	34				11	
8/12/2016						43			
8/15/2016									
8/16/2016							20		
8/18/2016									500
8/22/2016									
10/3/2016	2.5								
10/4/2016					2.3				
10/5/2016		36							
10/6/2016						41		11	
10/7/2016			44	38			21		
10/10/2016									480
11/29/2016	2.6								
12/1/2016									
12/2/2016					2.1				
12/5/2016		40				41			
12/6/2016			48	45			22	11	
12/7/2016									
12/8/2016									540
1/10/2017									
1/23/2017									
2/7/2017									
2/13/2017	2.1								
2/14/2017					2				
2/15/2017		38				39		12	
2/16/2017			46	40			22		
2/17/2017									570
2/20/2017									
3/27/2017									
4/13/2017	2.1								
4/14/2017					1.7				
4/17/2017		35							
4/18/2017			41			39	21	12	
4/19/2017				38					
4/20/2017									740
5/22/2017									
5/25/2017	2.4								
5/26/2017		35			1.6				
5/30/2017			38	41					
6/1/2017									
6/2/2017						37	20	11	
6/5/2017									530
7/7/2017	1.9								
7/10/2017					1.5				
7/11/2017		33							
7/12/2017							23		

Prediction Limit

Constituent: Chloride (mg/L) Analysis Run 4/9/2026 1:53 PM View: Appendix III Interwell

Plant Bowen Client: Southern Company Data: Bowen AP-1

	BGWA-2 (bg)	BGWC-9	BGWC-16	BGWC-17	BGWC-8	BGWC-12	BGWC-10	BGWC-7	BGWC-22
7/13/2017						38			
7/14/2017			35	36				11	
7/17/2017									
7/18/2017									
7/19/2017									540
8/23/2017									
10/9/2017	1.9								
10/10/2017		35			1.9	38			
10/11/2017			36	45			24	12	
10/12/2017									700
6/12/2018	3.4	21.3	27.2		2.3				
6/13/2018								10.8	
6/14/2018				33.3		30.5	23.1		725
6/15/2018									
10/16/2018	3.3				2.6				
10/17/2018		29.4		41.8		30.7			
10/18/2018			25.2				26.9	11.7	
10/19/2018									
10/22/2018									827
4/1/2019	4.2	13.4			1.8	24.1			
4/2/2019			20.3	18.7			24.1	9.4	
4/3/2019									856
4/4/2019									
5/2/2019	4.3								999
9/23/2019	3.1								
9/24/2019		13.2			1.5			8	
9/25/2019						23.6	25.1		
9/26/2019			28.7	47.1					
9/27/2019									996
9/30/2019									
2/19/2020									
2/25/2020									547
2/26/2020									
3/18/2020	3.1				1.5				
3/19/2020		7.3	22	21.9		20.5		8.4	
3/20/2020									665
3/23/2020							20.8		
3/24/2020									
3/25/2020									
5/22/2020									
5/25/2020									
6/23/2020									
7/28/2020									
9/2/2020									
9/3/2020									
9/23/2020	4.2				1.5				
9/24/2020		9.2	28.8	50.1			25.4		1050
9/25/2020						20.2		13.1	
9/28/2020									
10/1/2020									
11/10/2020									
12/15/2020									

Prediction Limit

Constituent: Chloride (mg/L) Analysis Run 4/9/2026 1:53 PM View: Appendix III Interwell

Plant Bowen Client: Southern Company Data: Bowen AP-1

	BGWA-2 (bg)	BGWC-9	BGWC-16	BGWC-17	BGWC-8	BGWC-12	BGWC-10	BGWC-7	BGWC-22
1/20/2021									
1/28/2021									
2/23/2021									
3/23/2021									
3/24/2021		8	24	35.6	1.5	18.4			
3/25/2021									
3/26/2021	3.6								
3/29/2021									886
3/30/2021							23.8	8.8	
7/19/2021									579
7/20/2021									
8/16/2021	3.4								
8/18/2021		8.5	19.9		1.7	15.8	25.1		
8/19/2021				38.2				7.6	
8/20/2021									
8/23/2021									879
11/1/2021									744
2/9/2022	3.7								
2/10/2022		8.9			1.6				
2/11/2022			22.3	38.5		16.4	28.2	8	
2/14/2022									
2/15/2022									789
2/16/2022									
7/26/2022	3.2	10.9			1.6				
7/27/2022			23.1	43.2		16.2			
7/28/2022							30	8.9	
8/1/2022									
8/2/2022									828
10/21/2022									
1/24/2023	3.4								
1/26/2023		7.5	18.3	34	1.7	14.5		7.5	
1/27/2023							28.2		
1/30/2023									
1/31/2023									
2/1/2023									
2/2/2023									
2/7/2023									803
8/15/2023									
8/16/2023					1.7	13.7			
8/17/2023		10.7	18.2	39.5			29.2	8	
8/18/2023									
8/21/2023	2.9								
8/22/2023									1020
8/23/2023									
8/25/2023									
1/30/2024									
1/31/2024									
2/1/2024		9.3	18.5	41.8	1.5	14.2	30.1		
2/2/2024								6.5	
2/5/2024									
2/6/2024									
2/8/2024	3.2								679

Prediction Limit

Constituent: Chloride (mg/L) Analysis Run 4/9/2026 1:53 PM View: Appendix III Interwell

Plant Bowen Client: Southern Company Data: Bowen AP-1

	BGWA-2 (bg)	BGWC-9	BGWC-16	BGWC-17	BGWC-8	BGWC-12	BGWC-10	BGWC-7	BGWC-22
8/15/2024									
8/16/2024					1.6			6.7	
8/19/2024		11.7	16.3	41.7		14.3			
8/20/2024							29.8		
8/21/2024	3.4								815
8/22/2024									
2/4/2025									
2/5/2025		9.6			1.4	13.2			
2/6/2025			13.1				28.6	6.1	
2/7/2025				35.9					
2/10/2025	3.1								
2/11/2025									
2/13/2025									381
7/31/2025					1.7				
8/4/2025		8.5				13.5			
8/5/2025	3		9.8	32.4			29.1	6.8	
8/6/2025									
8/7/2025									262
8/11/2025									
8/12/2025									
8/13/2025									
2/2/2026									
2/3/2026		10.5			1.6	13.4			
2/4/2026			10.1	30.7			29.2	6	
2/5/2026									
2/6/2026	3.4								
2/9/2026									
2/10/2026									131

Prediction Limit

Constituent: Chloride (mg/L) Analysis Run 4/9/2026 1:53 PM View: Appendix III Interwell

Plant Bowen Client: Southern Company Data: Bowen AP-1

	BGWC-25	BGWC-21	BGWC-18	BGWC-19	BGWC-20	BGWC-24	BGWC-23	BGWA-29 (bg)	BGWC-30
6/6/2016									
6/7/2016									
6/8/2016	6.4	7.1	48	23	130				
6/9/2016						1900	480		
8/9/2016									
8/10/2016									
8/11/2016									
8/12/2016			27	26	130				
8/15/2016	4.3								
8/16/2016									
8/18/2016		6.9				1600	400		
8/22/2016								4.2	
10/3/2016									
10/4/2016								2.1	
10/5/2016									
10/6/2016									
10/7/2016			72	41					
10/10/2016	3.5	7.1			140	1400	390		
11/29/2016									
12/1/2016								1.8	
12/2/2016									
12/5/2016									
12/6/2016			73						
12/7/2016				23	130	970	450		
12/8/2016	2.8	6.3							
1/10/2017								1.6	
1/23/2017									780
2/7/2017									780
2/13/2017									
2/14/2017								1.9	
2/15/2017									
2/16/2017			19	31					
2/17/2017		5.6			140				
2/20/2017	4.2					1900	470		
3/27/2017									790
4/13/2017									
4/14/2017								1.5	
4/17/2017									770
4/18/2017									
4/19/2017		5	13	30	140	1900	420		
4/20/2017	4.1								
5/22/2017									890
5/25/2017								1.5	
5/26/2017									
5/30/2017									
6/1/2017	4.4	4.9	8	13	130				
6/2/2017									
6/5/2017						1900	450		870
7/7/2017									
7/10/2017								1.6	
7/11/2017									840
7/12/2017									

Prediction Limit

Constituent: Chloride (mg/L) Analysis Run 4/9/2026 1:53 PM View: Appendix III Interwell

Plant Bowen Client: Southern Company Data: Bowen AP-1

	BGWC-25	BGWC-21	BGWC-18	BGWC-19	BGWC-20	BGWC-24	BGWC-23	BGWA-29 (bg)	BGWC-30
7/13/2017									
7/14/2017			11	19					
7/17/2017	5					2100	470		
7/18/2017		4.2			140				
7/19/2017									
8/23/2017									800
10/9/2017									
10/10/2017								1.7	730
10/11/2017	4.1		24	19	130	1600	510		
10/12/2017		4.8							
6/12/2018								1.8	
6/13/2018					150	1880	598		
6/14/2018	3.4	3.3	7.3						
6/15/2018				9.3					390
10/16/2018								1.5	
10/17/2018									
10/18/2018			10.9						
10/19/2018		4.1		15.3					
10/22/2018	3.9				149	2050	639		400
4/1/2019								1.6	
4/2/2019			4.5						333
4/3/2019		5		9.7	144	1890	679		
4/4/2019	3.8								
5/2/2019									
9/23/2019								1.2	
9/24/2019									
9/25/2019									
9/26/2019			60.5	26	128				
9/27/2019							918		143
9/30/2019	5.2	4.7				2040			
2/19/2020								1.3	
2/25/2020									
2/26/2020									100
3/18/2020								1.4	
3/19/2020									
3/20/2020		4.2	5.3	6.6					
3/23/2020					125		788		117
3/24/2020	3.6								
3/25/2020						1670			
5/22/2020									
5/25/2020									
6/23/2020									
7/28/2020									
9/2/2020									
9/3/2020									
9/23/2020								1.1	
9/24/2020		4	30.3				988		
9/25/2020						1640			127
9/28/2020	5.6			8.6	152				
10/1/2020									
11/10/2020									
12/15/2020									

Prediction Limit

Constituent: Chloride (mg/L) Analysis Run 4/9/2026 1:53 PM View: Appendix III Interwell

Plant Bowen Client: Southern Company Data: Bowen AP-1

	BGWC-25	BGWC-21	BGWC-18	BGWC-19	BGWC-20	BGWC-24	BGWC-23	BGWA-29 (bg)	BGWC-30
1/20/2021									
1/28/2021									
2/23/2021									
3/23/2021								1.2	
3/24/2021			6.1						
3/25/2021									85.5
3/26/2021	5.7			5.8		1240	928		
3/29/2021		5			131				
3/30/2021									
7/19/2021						575	570		
7/20/2021									95.3
8/16/2021								1.1	
8/18/2021									
8/19/2021	5.1		10.4						117
8/20/2021		4.4		4.4	144				
8/23/2021						1250	898		
11/1/2021						661	688		133
2/9/2022									
2/10/2022								1.2	
2/11/2022									
2/14/2022							925		146
2/15/2022						1120			
2/16/2022	5.7	4	7.7	6.7	141				
7/26/2022								0.97 (J)	
7/27/2022	6.2		14.9	7.8	169				
7/28/2022		4.7							
8/1/2022							794		114
8/2/2022						17.1			
10/21/2022						836			
1/24/2023								1.5	
1/26/2023			5.9						
1/27/2023	5.4	6.1		3.1					
1/30/2023					156				
1/31/2023									
2/1/2023						789			154
2/2/2023							737		
2/7/2023									
8/15/2023									
8/16/2023								1.3	
8/17/2023	11.4		12.6						
8/18/2023				5.9	145				
8/21/2023									97.6
8/22/2023									
8/23/2023		5					439		
8/25/2023						641			
1/30/2024						533			
1/31/2024									
2/1/2024									
2/2/2024			5.3	3.5					
2/5/2024	17.6	5.2			140			1.1	
2/6/2024									123
2/8/2024							493		

Prediction Limit

Constituent: Chloride (mg/L) Analysis Run 4/9/2026 1:53 PM View: Appendix III Interwell

Plant Bowen Client: Southern Company Data: Bowen AP-1

	BGWC-25	BGWC-21	BGWC-18	BGWC-19	BGWC-20	BGWC-24	BGWC-23	BGWA-29 (bg)	BGWC-30
8/15/2024									
8/16/2024									
8/19/2024			7	<1					
8/20/2024	34				135				
8/21/2024						352		1.2	
8/22/2024		5.2					482		72.4
2/4/2025									
2/5/2025									
2/6/2025					118			0.96 (J)	
2/7/2025			5.6	6.5					
2/10/2025	24.2	4.7							63.2
2/11/2025						352	277		
2/13/2025									
7/31/2025									
8/4/2025									
8/5/2025			5.3						98.5
8/6/2025				11.1					
8/7/2025	21.9				130				
8/11/2025		4.9				390	291		
8/12/2025								1.4	
8/13/2025									
2/2/2026						421			
2/3/2026									
2/4/2026	25.7	4.7	3.4						
2/5/2026				4	135			1.3	
2/6/2026							250		
2/9/2026									76.8
2/10/2026									

ND substitution: RL or RL/2 if <15% NDs.

Prediction Limit

Constituent: Chloride (mg/L) Analysis Run 4/9/2026 1:53 PM View: Appendix III Interwell

Plant Bowen Client: Southern Company Data: Bowen AP-1

	BGWA-47D (bg)	BGWC-14A	BGWA-48D (bg)	BGWC-52	BGWC-51
6/6/2016					
6/7/2016					
6/8/2016					
6/9/2016					
8/9/2016					
8/10/2016					
8/11/2016					
8/12/2016					
8/15/2016					
8/16/2016					
8/18/2016					
8/22/2016					
10/3/2016					
10/4/2016					
10/5/2016					
10/6/2016					
10/7/2016					
10/10/2016					
11/29/2016					
12/1/2016					
12/2/2016					
12/5/2016					
12/6/2016					
12/7/2016					
12/8/2016					
1/10/2017					
1/23/2017					
2/7/2017					
2/13/2017					
2/14/2017					
2/15/2017					
2/16/2017					
2/17/2017					
2/20/2017					
3/27/2017					
4/13/2017					
4/14/2017					
4/17/2017					
4/18/2017					
4/19/2017					
4/20/2017					
5/22/2017					
5/25/2017					
5/26/2017					
5/30/2017					
6/1/2017					
6/2/2017					
6/5/2017					
7/7/2017					
7/10/2017					
7/11/2017					
7/12/2017					

Prediction Limit

Constituent: Chloride (mg/L) Analysis Run 4/9/2026 1:53 PM View: Appendix III Interwell

Plant Bowen Client: Southern Company Data: Bowen AP-1

	BGWA-47D (bg)	BGWC-14A	BGWA-48D (bg)	BGWC-52	BGWC-51
7/13/2017					
7/14/2017					
7/17/2017					
7/18/2017					
7/19/2017					
8/23/2017					
10/9/2017					
10/10/2017					
10/11/2017					
10/12/2017					
6/12/2018					
6/13/2018					
6/14/2018					
6/15/2018					
10/16/2018					
10/17/2018					
10/18/2018					
10/19/2018					
10/22/2018					
4/1/2019					
4/2/2019					
4/3/2019					
4/4/2019					
5/2/2019					
9/23/2019					
9/24/2019					
9/25/2019					
9/26/2019					
9/27/2019					
9/30/2019					
2/19/2020					
2/25/2020					
2/26/2020					
3/18/2020					
3/19/2020					
3/20/2020					
3/23/2020					
3/24/2020					
3/25/2020					
5/22/2020	6.6	32			
5/25/2020			4		
6/23/2020	5.9	15.7	5.5		
7/28/2020	5.9	20.6	4.6		
9/2/2020	6	18.9			
9/3/2020			6.3		
9/23/2020					
9/24/2020					
9/25/2020					
9/28/2020					
10/1/2020	6	18.6	7.5		
11/10/2020	5.5	19.6	7.7		
12/15/2020	6.3	20.7	8		

Prediction Limit

Constituent: Chloride (mg/L) Analysis Run 4/9/2026 1:53 PM View: Appendix III Interwell

Plant Bowen Client: Southern Company Data: Bowen AP-1

	BGWA-47D (bg)	BGWC-14A	BGWA-48D (bg)	BGWC-52	BGWC-51
1/20/2021	5.7	21.9	7.2		
1/28/2021				484	835
2/23/2021				489	845
3/23/2021					
3/24/2021		14.1			
3/25/2021	5.7		7.5		
3/26/2021					
3/29/2021					
3/30/2021				472	772
7/19/2021					
7/20/2021					
8/16/2021	5.7		8		
8/18/2021		17.1			
8/19/2021					
8/20/2021					
8/23/2021				384	756
11/1/2021					
2/9/2022	5.4	10.8	8.9		
2/10/2022					
2/11/2022					
2/14/2022				46.8	128
2/15/2022					
2/16/2022					
7/26/2022	5.5	19.6	4.6		
7/27/2022					
7/28/2022				33.9	
8/1/2022					95.4
8/2/2022					
10/21/2022					
1/24/2023	5.2		4.3		
1/26/2023		10.9			
1/27/2023					
1/30/2023					
1/31/2023				41.5	85.6
2/1/2023					
2/2/2023					
2/7/2023					
8/15/2023	4.9				
8/16/2023		18.2	4.3		
8/17/2023					
8/18/2023					
8/21/2023					108
8/22/2023				64.6	
8/23/2023					
8/25/2023					
1/30/2024					
1/31/2024	4.7		7.3		
2/1/2024		17.3			
2/2/2024					
2/5/2024				34	42.6
2/6/2024					
2/8/2024					

Prediction Limit

Constituent: Chloride (mg/L) Analysis Run 4/9/2026 1:53 PM View: Appendix III Interwell

Plant Bowen Client: Southern Company Data: Bowen AP-1

	BGWA-47D (bg)	BGWC-14A	BGWA-48D (bg)	BGWC-52	BGWC-51
8/15/2024	4.5		6.1		
8/16/2024		19.7			
8/19/2024					
8/20/2024				15.4	41.9
8/21/2024					
8/22/2024					
2/4/2025	4.6		5.8		
2/5/2025		20.6			
2/6/2025					34.5
2/7/2025				31.3	
2/10/2025					
2/11/2025					
2/13/2025					
7/31/2025	4.7		7.6		
8/4/2025		21.4			
8/5/2025					
8/6/2025					
8/7/2025					
8/11/2025				31.4	
8/12/2025					
8/13/2025					46.1
2/2/2026					
2/3/2026	4.9		10		
2/4/2026		20.2			
2/5/2026				31.9	32.3
2/6/2026					
2/9/2026					
2/10/2026					

Prediction Limit

Constituent: Fluoride (mg/L) Analysis Run 4/9/2026 1:53 PM View: Appendix III Interwell

Plant Bowen Client: Southern Company Data: Bowen AP-1

	BGWA-2 (bg)	BGWC-9	BGWC-17	BGWC-16	BGWC-12	BGWC-10	BGWC-8	BGWC-19	BGWC-20
6/6/2016	0.11 (J)	0.12 (J)							
6/7/2016			0.15 (J)	<0.1	<0.1	0.09 (J)	<0.1		
6/8/2016								<0.1	0.09 (J)
6/9/2016									
8/9/2016	0.09 (J)								
8/10/2016							0.07 (J)		
8/11/2016		0.27 (J)	0.3 (J)	0.12 (J)					
8/12/2016					0.08 (J)			0.2 (J)	0.04 (J)
8/15/2016									
8/16/2016						0.09 (J)			
8/18/2016									
8/22/2016									
10/3/2016	0.11 (J)								
10/4/2016							0.07 (J)		
10/5/2016		0.12 (J)							
10/6/2016					0.06 (J)				
10/7/2016			0.14 (J)	0.08 (J)		0.17 (J)		0.07 (J)	
10/10/2016									0.06 (J)
11/29/2016	0.11 (J)								
12/1/2016									
12/2/2016							0.09 (J)		
12/5/2016		0.26 (J)			0.12 (J)				
12/6/2016			0.19 (J)	0.24 (J)		0.16 (J)			
12/7/2016								0.09 (J)	0.07 (J)
12/8/2016									
1/10/2017									
1/23/2017									
2/7/2017									
2/13/2017	0.12 (J)								
2/14/2017							0.02 (J)		
2/15/2017		0.46			0.33				
2/16/2017			0.51	0.31		0.38		0.6	
2/17/2017									0.06 (J)
2/20/2017									
3/27/2017									
4/13/2017	0.1 (J)								
4/14/2017							0.02 (J)		
4/17/2017		0.14 (J)							
4/18/2017				0.02 (J)	0.006 (J)	0.12 (J)			
4/19/2017			0.18 (J)					0.09 (J)	0.005 (J)
4/20/2017									
5/22/2017									
5/25/2017	0.08 (J)								
5/26/2017		0.13 (J)					0.02 (J)		
5/30/2017			0.15 (J)	0.51					
6/1/2017								0.05 (J)	0.65
6/2/2017					0.04 (J)	0.03 (J)			
6/5/2017									
7/7/2017	0.13 (J)								
7/10/2017							0.03 (J)		
7/11/2017		0.2 (J)							
7/12/2017						0.15 (J)			

ND substitution: RL or RL/2 if <15% NDs.

Prediction Limit

Constituent: Fluoride (mg/L) Analysis Run 4/9/2026 1:53 PM View: Appendix III Interwell

Plant Bowen Client: Southern Company Data: Bowen AP-1

	BGWA-2 (bg)	BGWC-9	BGWC-17	BGWC-16	BGWC-12	BGWC-10	BGWC-8	BGWC-19	BGWC-20
7/13/2017					0.17 (J)				
7/14/2017			0.16 (J)	0.14 (J)				0.08 (J)	
7/17/2017									
7/18/2017									0.36
7/19/2017									
8/23/2017									
10/9/2017	0.11 (J)								
10/10/2017		0.61			0.08 (J)		<0.1		
10/11/2017			0.64	0.29 (J)		0.07 (J)		0.11 (J)	<0.1
10/12/2017									
3/26/2018	<0.1						<0.1		
3/27/2018		0.36	0.33	<0.1		<0.1		<0.1	
3/28/2018					<0.1				<0.1
3/29/2018									
6/12/2018	0.086 (J)	0.13 (J)		0.061 (J)			0.061 (J)		
6/13/2018									0.038 (J)
6/14/2018			0.11 (J)		<0.1	0.046 (J)			
6/15/2018								0.07 (J)	
10/16/2018	0.06 (J)						<0.1		
10/17/2018		0.13 (J)	<0.1		<0.1				
10/18/2018				<0.1		<0.1			
10/19/2018								0.17 (J)	
10/22/2018									<0.1
2/25/2019	<0.1			0.13 (J)			<0.1		
2/27/2019			0.26 (J)						0.13 (J)
2/28/2019					0.18 (J)	0.14 (J)			
3/1/2019								0.14 (J)	
4/1/2019	0.047 (J)	0.33			0.065 (J)		<0.1		
4/2/2019			0.14 (J)	0.23 (J)		0.044 (J)			
4/3/2019								0.051 (J)	0.072 (J)
4/4/2019									
5/2/2019	<0.1								
9/23/2019	0.076 (J)								
9/24/2019		0.096 (J)					<0.1		
9/25/2019					0.13 (J)	0.075 (J)			
9/26/2019			0.071 (J)	<0.1				<0.1	<0.1
9/27/2019									
9/30/2019									
2/18/2020	<0.1								
2/19/2020							<0.1		
2/20/2020		0.063 (J)		<0.1		<0.1			
2/21/2020									
2/24/2020			0.11 (J)		0.051 (J)			0.05 (J)	<0.1
2/25/2020									
2/26/2020									
3/18/2020	<0.1						<0.1		
3/19/2020		0.074 (J)	0.12 (J)	0.052 (J)	<0.1				
3/20/2020								<0.1	
3/23/2020						<0.1			<0.1
3/24/2020									
3/25/2020									
5/22/2020									

ND substitution: RL or RL/2 if <15% NDs.

Prediction Limit

Constituent: Fluoride (mg/L) Analysis Run 4/9/2026 1:53 PM View: Appendix III Interwell

Plant Bowen Client: Southern Company Data: Bowen AP-1

	BGWA-2 (bg)	BGWC-9	BGWC-17	BGWC-16	BGWC-12	BGWC-10	BGWC-8	BGWC-19	BGWC-20
5/25/2020									
6/23/2020									
7/28/2020									
9/2/2020									
9/3/2020									
9/23/2020	<0.1						<0.1		
9/24/2020		0.091 (J)	0.12	0.059 (J)		<0.1			
9/25/2020					<0.1				
9/28/2020								<0.1	<0.1
10/1/2020									
11/10/2020									
12/15/2020									
1/20/2021									
1/28/2021									
2/16/2021	<0.1						<0.1		
2/17/2021		0.086 (J)							
2/18/2021			0.1	0.064 (J)		<0.1		<0.1	<0.1
2/19/2021					<0.1				
2/23/2021									
3/8/2021									
3/23/2021									
3/24/2021		0.075 (J)	0.11	0.053 (J)	<0.1		<0.1		
3/25/2021									
3/26/2021	<0.1							0.053 (J)	
3/29/2021									<0.1
3/30/2021						<0.1			
7/19/2021									
7/20/2021									
8/16/2021	<0.1								
8/18/2021		0.073 (J)		<0.1	<0.1	<0.1	<0.1		
8/19/2021			0.097 (J)						
8/20/2021								<0.1	<0.1
8/23/2021									
11/1/2021									
2/9/2022	<0.1								
2/10/2022		0.071 (J)					<0.1		
2/11/2022			0.1	0.056 (J)	<0.1	<0.1			
2/14/2022									
2/15/2022									
2/16/2022								<0.1	<0.1
7/26/2022	0.066 (J)	0.11					0.067 (J)		
7/27/2022			0.13	0.091 (J)	0.081 (J)			0.071 (J)	0.062 (J)
7/28/2022						0.064 (J)			
8/1/2022									
8/2/2022									
10/21/2022									
1/24/2023	0.055 (J)								
1/26/2023		0.09 (J)	0.13	0.091 (J)	0.083 (J)		0.063 (J)		
1/27/2023						0.058 (J)		0.077 (J)	
1/30/2023									0.064 (J)
1/31/2023									
2/1/2023									

ND substitution: RL or RL/2 if <15% NDs.

Prediction Limit

Constituent: Fluoride (mg/L) Analysis Run 4/9/2026 1:53 PM View: Appendix III Interwell

Plant Bowen Client: Southern Company Data: Bowen AP-1

	BGWA-2 (bg)	BGWC-9	BGWC-17	BGWC-16	BGWC-12	BGWC-10	BGWC-8	BGWC-19	BGWC-20
2/2/2023									
2/7/2023									
8/15/2023									
8/16/2023					0.089 (J)		0.064 (J)		
8/17/2023		0.091 (J)	0.12	0.074 (J)		0.05 (J)			
8/18/2023								0.077 (J)	0.068 (J)
8/21/2023	<0.1								
8/22/2023									
8/23/2023									
8/25/2023									
1/30/2024									
1/31/2024									
2/1/2024		0.074 (J)	0.12	0.072 (J)	0.071 (J)	0.051 (J)	0.051 (J)		
2/2/2024								0.069 (J)	
2/5/2024									0.056 (J)
2/6/2024									
2/8/2024	<0.1								
8/15/2024									
8/16/2024							0.066 (J)		
8/19/2024		0.1	0.14	0.1	0.088 (J)			<0.1	
8/20/2024						0.067 (J)			0.072 (J)
8/21/2024	0.065 (J)								
8/22/2024									
2/4/2025									
2/5/2025		0.11			0.1		0.073 (J)		
2/6/2025				0.12		0.068 (J)			0.077 (J)
2/7/2025			0.17					0.083 (J)	
2/10/2025	0.094 (J)								
2/11/2025									
2/13/2025									
7/31/2025							0.055 (J)		
8/4/2025		0.11			0.1				
8/5/2025	0.055 (J)		0.14	0.086 (J)		0.055 (J)			
8/6/2025								0.076 (J)	
8/7/2025									0.061 (J)
8/11/2025									
8/12/2025									
8/13/2025									
2/2/2026									
2/3/2026		0.096 (J)			0.083 (J)		0.059 (J)		
2/4/2026			0.13	0.092 (J)		0.068 (J)			
2/5/2026								0.065 (J)	0.063 (J)
2/6/2026	<0.1								
2/9/2026									
2/10/2026									

ND substitution: RL or RL/2 if <15% NDs.

Prediction Limit

Constituent: Fluoride (mg/L) Analysis Run 4/9/2026 1:53 PM View: Appendix III Interwell

Plant Bowen Client: Southern Company Data: Bowen AP-1

	BGWC-21	BGWC-22	BGWC-7	BGWC-25	BGWC-18	BGWC-24	BGWC-23	BGWA-29 (bg)	BGWC-30
6/6/2016									
6/7/2016									
6/8/2016	<0.1	0.43	0.19 (J)	0.14 (J)	0.1 (J)				
6/9/2016						<0.1	0.12 (J)		
8/9/2016									
8/10/2016									
8/11/2016			0.15 (J)						
8/12/2016					0.39				
8/15/2016				0.08 (J)					
8/16/2016									
8/18/2016	0.09 (J)	0.3 (J)				0.24 (J)	0.08 (J)		
8/22/2016								0.04 (J)	
10/3/2016									
10/4/2016								0.06 (J)	
10/5/2016									
10/6/2016			0.17 (J)						
10/7/2016					0.16 (J)				
10/10/2016	0.04 (J)	0.32		0.1 (J)		0.3	0.09 (J)		
11/29/2016									
12/1/2016								0.08 (J)	
12/2/2016									
12/5/2016									
12/6/2016			0.22 (J)		0.32				
12/7/2016						0.05 (J)	0.08 (J)		
12/8/2016	0.08 (J)	0.26 (J)		0.06 (J)					
1/10/2017								0.03 (J)	
1/23/2017									0.06 (J)
2/7/2017									0.09 (J)
2/13/2017									
2/14/2017								<0.1	
2/15/2017			0.18 (J)						
2/16/2017					0.38				
2/17/2017	0.08 (J)	0.39							
2/20/2017				0.16 (J)		0.65	0.09 (J)		
3/27/2017									0.09 (J)
4/13/2017									
4/14/2017								0.01 (J)	
4/17/2017									0.36
4/18/2017			0.11 (J)						
4/19/2017	0.04 (J)				0.08 (J)	0.21 (J)	0.03 (J)		
4/20/2017		0.34		0.02 (J)					
5/22/2017									0.05 (J)
5/25/2017								0.005 (J)	
5/26/2017									
5/30/2017									
6/1/2017	0.03 (J)			0.04 (J)	0.09 (J)				
6/2/2017			0.07 (J)						
6/5/2017		0.29 (J)				0.05 (J)	<0.1		0.32
7/7/2017									
7/10/2017								0.06 (J)	
7/11/2017									0.13 (J)
7/12/2017									

ND substitution: RL or RL/2 if <15% NDs.

Prediction Limit

Constituent: Fluoride (mg/L) Analysis Run 4/9/2026 1:53 PM View: Appendix III Interwell

Plant Bowen Client: Southern Company Data: Bowen AP-1

	BGWC-21	BGWC-22	BGWC-7	BGWC-25	BGWC-18	BGWC-24	BGWC-23	BGWA-29 (bg)	BGWC-30
7/13/2017									
7/14/2017			0.23 (J)		0.06 (J)				
7/17/2017				0.07 (J)		2.5	0.09 (J)		
7/18/2017	0.08 (J)								
7/19/2017		0.33							
8/23/2017									0.17 (J)
10/9/2017									
10/10/2017								<0.1	0.35
10/11/2017			0.1 (J)	0.11 (J)	0.14 (J)	1.8	0.09 (J)		
10/12/2017	0.12 (J)	0.31							
3/26/2018								<0.1	0.75
3/27/2018			<0.1		<0.1				
3/28/2018	<0.1			<0.1					
3/29/2018		0.58				2	<0.1		
6/12/2018								0.053 (J)	
6/13/2018			0.25 (J)			3.1	0.71		
6/14/2018	<0.1	0.15 (J)		<0.1	0.095 (J)				
6/15/2018									0.51
10/16/2018								<0.1	
10/17/2018									
10/18/2018			0.047 (J)		0.054 (J)				
10/19/2018	<0.1								
10/22/2018		0.78		<0.1		3.1	0.81		0.44
2/25/2019									
2/27/2019					<0.1			<0.1	
2/28/2019			0.23 (J)						
3/1/2019		0.34		0.12 (J)		1	0.38		0.24 (J)
4/1/2019								<0.1	
4/2/2019			0.22 (J)		0.044 (J)				0.68
4/3/2019	0.032 (J)	0.23 (J)				3	0.1 (J)		
4/4/2019				<0.1					
5/2/2019		1.4							
9/23/2019								<0.1	
9/24/2019			0.12 (J)						
9/25/2019									
9/26/2019					0.052 (J)				
9/27/2019		1					0.54		0.13 (J)
9/30/2019	0.066 (J)			0.065 (J)		1.2			
2/18/2020									
2/19/2020								<0.1	
2/20/2020									
2/21/2020			0.12 (J)						
2/24/2020					<0.1				
2/25/2020		0.24 (J)					0.066 (J)		
2/26/2020	<0.1			<0.1		0.064 (J)			0.057 (J)
3/18/2020								<0.1	
3/19/2020			0.12 (J)						
3/20/2020	<0.1	0.23 (J)			<0.1				
3/23/2020							0.056 (J)		0.054 (J)
3/24/2020				<0.1					
3/25/2020						0.056 (J)			
5/22/2020									

ND substitution: RL or RL/2 if <15% NDs.

Prediction Limit

Constituent: Fluoride (mg/L) Analysis Run 4/9/2026 1:53 PM View: Appendix III Interwell

Plant Bowen Client: Southern Company Data: Bowen AP-1

	BGWC-21	BGWC-22	BGWC-7	BGWC-25	BGWC-18	BGWC-24	BGWC-23	BGWA-29 (bg)	BGWC-30
5/25/2020									
6/23/2020									
7/28/2020									
9/2/2020									
9/3/2020									
9/23/2020								<0.1	
9/24/2020	<0.1	0.24			0.058 (J)		0.062 (J)		
9/25/2020			0.11			0.054 (J)			<0.1
9/28/2020				<0.1					
10/1/2020									
11/10/2020									
12/15/2020									
1/20/2021									
1/28/2021									
2/16/2021								<0.1	
2/17/2021									
2/18/2021			0.13		<0.1				
2/19/2021	<0.1	0.2				0.14	<0.1		
2/23/2021				<0.1					
3/8/2021									<0.1
3/23/2021								<0.1	
3/24/2021					<0.1				
3/25/2021									<0.1
3/26/2021				<0.1		0.095 (J)	0.054 (J)		
3/29/2021	<0.1	0.22							
3/30/2021			0.18						
7/19/2021		0.24				0.13	0.065 (J)		
7/20/2021									<0.1
8/16/2021								<0.1	
8/18/2021									
8/19/2021			0.12	<0.1	<0.1				<0.1
8/20/2021	<0.1								
8/23/2021		0.23				0.12	<0.1		
11/1/2021		0.25				0.15	0.068 (J)		0.055 (J)
2/9/2022									
2/10/2022								<0.1	
2/11/2022			0.12						
2/14/2022							<0.1		0.075 (J)
2/15/2022		0.24				<0.1			
2/16/2022	<0.1			<0.1	<0.1				
7/26/2022								0.058 (J)	
7/27/2022				0.051 (J)	0.081 (J)				
7/28/2022	<0.1		0.16						
8/1/2022							0.07 (J)		0.09 (J)
8/2/2022		0.19				0.097 (J)			
10/21/2022						0.14			
1/24/2023								0.052 (J)	
1/26/2023			0.15		0.056 (J)				
1/27/2023	<0.1			0.053 (J)					
1/30/2023									
1/31/2023									
2/1/2023						0.18			0.092 (J)

ND substitution: RL or RL/2 if <15% NDs.

Prediction Limit

Constituent: Fluoride (mg/L) Analysis Run 4/9/2026 1:53 PM View: Appendix III Interwell

Plant Bowen Client: Southern Company Data: Bowen AP-1

	BGWC-21	BGWC-22	BGWC-7	BGWC-25	BGWC-18	BGWC-24	BGWC-23	BGWA-29 (bg)	BGWC-30
2/2/2023							0.074 (J)		
2/7/2023		0.26							
8/15/2023									
8/16/2023								0.06 (J)	
8/17/2023			0.14	<0.1	0.056 (J)				
8/18/2023									
8/21/2023									0.065 (J)
8/22/2023		0.23							
8/23/2023	<0.1						<0.1		
8/25/2023						0.15			
1/30/2024						0.13			
1/31/2024									
2/1/2024									
2/2/2024			0.15		<0.1				
2/5/2024	<0.1			<0.1				<0.1	
2/6/2024									0.073 (J)
2/8/2024		0.19					0.059 (J)		
8/15/2024									
8/16/2024			0.17						
8/19/2024					0.081 (J)				
8/20/2024				0.055 (J)					
8/21/2024		0.22				0.17		0.061 (J)	
8/22/2024	<0.1						<0.1		0.087 (J)
2/4/2025									
2/5/2025									
2/6/2025			0.18					0.06 (J)	
2/7/2025					0.074 (J)				
2/10/2025	0.078 (J)			0.066 (J)					0.091 (J)
2/11/2025						0.17	0.056 (J)		
2/13/2025		0.29							
7/31/2025									
8/4/2025									
8/5/2025			0.15		0.077 (J)				0.073 (J)
8/6/2025									
8/7/2025		0.27		<0.1					
8/11/2025	<0.1					0.19	0.074 (J)		
8/12/2025								<0.1	
8/13/2025									
2/2/2026						0.15			
2/3/2026									
2/4/2026	<0.1		0.16	<0.1	0.057 (J)				
2/5/2026								0.23	
2/6/2026							<0.1		
2/9/2026									0.089 (J)
2/10/2026		0.25							

ND substitution: RL or RL/2 if <15% NDs.

Prediction Limit

Constituent: Fluoride (mg/L) Analysis Run 4/9/2026 1:53 PM View: Appendix III Interwell

Plant Bowen Client: Southern Company Data: Bowen AP-1

	BGWC-14A	BGWA-47D (bg)	BGWA-48D (bg)	BGWC-52	BGWC-51
6/6/2016					
6/7/2016					
6/8/2016					
6/9/2016					
8/9/2016					
8/10/2016					
8/11/2016					
8/12/2016					
8/15/2016					
8/16/2016					
8/18/2016					
8/22/2016					
10/3/2016					
10/4/2016					
10/5/2016					
10/6/2016					
10/7/2016					
10/10/2016					
11/29/2016					
12/1/2016					
12/2/2016					
12/5/2016					
12/6/2016					
12/7/2016					
12/8/2016					
1/10/2017					
1/23/2017					
2/7/2017					
2/13/2017					
2/14/2017					
2/15/2017					
2/16/2017					
2/17/2017					
2/20/2017					
3/27/2017					
4/13/2017					
4/14/2017					
4/17/2017					
4/18/2017					
4/19/2017					
4/20/2017					
5/22/2017					
5/25/2017					
5/26/2017					
5/30/2017					
6/1/2017					
6/2/2017					
6/5/2017					
7/7/2017					
7/10/2017					
7/11/2017					
7/12/2017					

Prediction Limit

Constituent: Fluoride (mg/L) Analysis Run 4/9/2026 1:53 PM View: Appendix III Interwell

Plant Bowen Client: Southern Company Data: Bowen AP-1

	BGWC-14A	BGWA-47D (bg)	BGWA-48D (bg)	BGWC-52	BGWC-51
7/13/2017					
7/14/2017					
7/17/2017					
7/18/2017					
7/19/2017					
8/23/2017					
10/9/2017					
10/10/2017					
10/11/2017					
10/12/2017					
3/26/2018					
3/27/2018					
3/28/2018					
3/29/2018					
6/12/2018					
6/13/2018					
6/14/2018					
6/15/2018					
10/16/2018					
10/17/2018					
10/18/2018					
10/19/2018					
10/22/2018					
2/25/2019					
2/27/2019					
2/28/2019					
3/1/2019					
4/1/2019					
4/2/2019					
4/3/2019					
4/4/2019					
5/2/2019					
9/23/2019					
9/24/2019					
9/25/2019					
9/26/2019					
9/27/2019					
9/30/2019					
2/18/2020					
2/19/2020					
2/20/2020					
2/21/2020					
2/24/2020					
2/25/2020					
2/26/2020					
3/18/2020					
3/19/2020					
3/20/2020					
3/23/2020					
3/24/2020					
3/25/2020					
5/22/2020	0.065 (J)	0.054 (J)			

Prediction Limit

Constituent: Fluoride (mg/L) Analysis Run 4/9/2026 1:53 PM View: Appendix III Interwell

Plant Bowen Client: Southern Company Data: Bowen AP-1

	BGWC-14A	BGWA-47D (bg)	BGWA-48D (bg)	BGWC-52	BGWC-51
5/25/2020			0.19 (J)		
6/23/2020	<0.1	<0.1	0.19		
7/28/2020	<0.1	<0.1	0.57		
9/2/2020	0.061 (J)	<0.1			
9/3/2020			0.11		
9/23/2020					
9/24/2020					
9/25/2020					
9/28/2020					
10/1/2020	<0.1	<0.1	0.063 (J)		
11/10/2020	<0.1	<0.1	<0.1		
12/15/2020	0.052 (J)	<0.1	<0.1		
1/20/2021	<0.1	<0.1	<0.1		
1/28/2021				0.1	0.17
2/16/2021					
2/17/2021		<0.1	<0.1		
2/18/2021	0.055 (J)				
2/19/2021					
2/23/2021				0.073 (J)	0.087 (J)
3/8/2021					
3/23/2021					
3/24/2021	<0.1				
3/25/2021		<0.1	<0.1		
3/26/2021					
3/29/2021					
3/30/2021				0.12	0.11
7/19/2021					
7/20/2021					
8/16/2021		<0.1	<0.1		
8/18/2021	<0.1				
8/19/2021					
8/20/2021					
8/23/2021				0.093 (J)	0.084 (J)
11/1/2021					
2/9/2022	<0.1	<0.1	0.065 (J)		
2/10/2022					
2/11/2022					
2/14/2022				0.1	0.13
2/15/2022					
2/16/2022					
7/26/2022	0.082 (J)	0.064 (J)	0.086 (J)		
7/27/2022					
7/28/2022				0.14	
8/1/2022					0.16
8/2/2022					
10/21/2022					
1/24/2023		0.05 (J)	0.076 (J)		
1/26/2023	0.084 (J)				
1/27/2023					
1/30/2023					
1/31/2023				0.14	0.15
2/1/2023					

ND substitution: RL or RL/2 if <15% NDs.

Prediction Limit

Constituent: Fluoride (mg/L) Analysis Run 4/9/2026 1:53 PM View: Appendix III Interwell

Plant Bowen Client: Southern Company Data: Bowen AP-1

	BGWC-14A	BGWA-47D (bg)	BGWA-48D (bg)	BGWC-52	BGWC-51
2/2/2023					
2/7/2023					
8/15/2023		0.06 (J)			
8/16/2023	0.076 (J)		0.075 (J)		
8/17/2023					
8/18/2023					
8/21/2023					0.14
8/22/2023				0.098 (J)	
8/23/2023					
8/25/2023					
1/30/2024					
1/31/2024		0.05 (J)	0.082 (J)		
2/1/2024	0.066 (J)				
2/2/2024					
2/5/2024				0.085 (J)	0.13
2/6/2024					
2/8/2024					
8/15/2024		<0.1	0.064 (J)		
8/16/2024	0.082 (J)				
8/19/2024					
8/20/2024				0.14	0.18
8/21/2024					
8/22/2024					
2/4/2025		0.068 (J)	0.11		
2/5/2025	0.085 (J)				
2/6/2025					0.19
2/7/2025				0.14	
2/10/2025					
2/11/2025					
2/13/2025					
7/31/2025		<0.1	0.12		
8/4/2025	0.084 (J)				
8/5/2025					
8/6/2025					
8/7/2025					
8/11/2025				0.13	
8/12/2025					
8/13/2025					0.18
2/2/2026					
2/3/2026		0.063 (J)	0.14		
2/4/2026	0.07 (J)				
2/5/2026				0.14	0.16
2/6/2026					
2/9/2026					
2/10/2026					

ND substitution: RL or RL/2 if <15% NDs.

Prediction Limit

Constituent: pH, Field (SU) Analysis Run 4/9/2026 1:53 PM View: Appendix III Interwell

Plant Bowen Client: Southern Company Data: Bowen AP-1

	BGWA-2 (bg)	BGWC-9	BGWC-17	BGWC-16	BGWC-12	BGWC-10	BGWC-8	BGWC-18	BGWC-20
6/6/2016	7.69	7.46							
6/7/2016			7.41	6.99	7.56	7.49	7.55		
6/8/2016								6.93	7.45
6/9/2016									
8/9/2016	7.72								
8/10/2016							7.66		
8/11/2016		7.51	7.39	6.93					
8/12/2016					7.47			6.98	7.18
8/15/2016									
8/16/2016						7.51			
8/18/2016									
8/22/2016									
10/3/2016	7.74								
10/4/2016							7.57		
10/5/2016		7.37							
10/6/2016					7.26				
10/7/2016			7.33	6.79		7.58		6.91	
10/10/2016									6.66
11/29/2016	7.74								
12/1/2016									
12/2/2016							7.67		
12/5/2016		7.42			7.58				
12/6/2016			7.4	6.95		7.44		7.06	
12/7/2016									7.46
12/8/2016									
1/10/2017									
1/23/2017									
2/7/2017									
2/13/2017	7.63								
2/14/2017							7.54		
2/15/2017		7.32			7.32				
2/16/2017			7.21	6.8		7.21		6.62	
2/17/2017									7.17
2/20/2017									
3/27/2017									
4/13/2017	7.57								
4/14/2017							7.63		
4/17/2017		7.23							
4/18/2017				6.9	7.31	7.39			
4/19/2017			7.06					6.75	7.01
4/20/2017									
5/22/2017									
5/25/2017	7.84								
5/26/2017		7.29					7.76		
5/30/2017			7.51	6.99					
6/1/2017								6.18	7.18
6/2/2017					7.36	7.38			
6/5/2017									
7/7/2017	7.82								
7/10/2017							7.7		
7/11/2017		7.34							
7/12/2017						7.37			

Prediction Limit

Constituent: pH, Field (SU) Analysis Run 4/9/2026 1:53 PM View: Appendix III Interwell

Plant Bowen Client: Southern Company Data: Bowen AP-1

	BGWA-2 (bg)	BGWC-9	BGWC-17	BGWC-16	BGWC-12	BGWC-10	BGWC-8	BGWC-18	BGWC-20
7/13/2017					7.24				
7/14/2017			7.39	6.93				6.68	
7/17/2017									
7/18/2017									7.2
7/19/2017									
8/23/2017									
10/9/2017	7.8								
10/10/2017		7.28			7.46		7.72		
10/11/2017			7.3	6.78		7.37		7	7.1
10/12/2017									
3/26/2018	7.74						7.71		
3/27/2018		7.38	7.28	6.81		7.51		6.41	
3/28/2018					7.22				7.19
3/29/2018									
6/12/2018	7.88	7.51		7.01			7.71		
6/13/2018									7.24
6/14/2018			7.22		7.35	7.48		6.61	
6/15/2018									
10/16/2018	7.73						7.74		
10/17/2018		7.34	7.37		7.4				
10/18/2018				6.7		7.2		6.67	
10/19/2018									
10/22/2018									6.93
2/25/2019	7.78			6.74			7.75		
2/27/2019			7.38					6.58	7.26
2/28/2019					7.28	7.55			
3/1/2019									
4/1/2019	7.7	7.03			7.23		7.57		
4/2/2019			7.22	6.75		7.54		6.48	
4/3/2019									7.14
4/4/2019									
5/2/2019	7.71								
9/23/2019	7.58								
9/24/2019		7.14					7.53		
9/25/2019					7.1	7.37			
9/26/2019			7.32	6.7				6.99	7.1
9/27/2019									
9/30/2019									
2/18/2020	7.67								
2/19/2020							7.68		
2/20/2020		7.37		6.48		7.46			
2/21/2020									
2/24/2020			7.16		7.28			6.77	7.17
2/25/2020									
2/26/2020									
3/18/2020	7.65						7.73		
3/19/2020		7.35	7.14	6.6	7.18				
3/20/2020								6.35	
3/23/2020						7.51			7.14
3/24/2020									
3/25/2020									
5/22/2020									

Prediction Limit

Constituent: pH, Field (SU) Analysis Run 4/9/2026 1:53 PM View: Appendix III Interwell

Plant Bowen Client: Southern Company Data: Bowen AP-1

	BGWA-2 (bg)	BGWC-9	BGWC-17	BGWC-16	BGWC-12	BGWC-10	BGWC-8	BGWC-18	BGWC-20
5/25/2020									
6/23/2020									
7/28/2020									
9/2/2020									
9/3/2020									
9/23/2020	7.32						7.67		
9/24/2020		7.34	7.2	6.66		7.54		7.05	
9/25/2020					7.1				
9/28/2020									7.26
10/1/2020									
11/10/2020									
12/15/2020									
1/20/2021									
1/28/2021									
2/16/2021	7.75						7.69		
2/17/2021		7.43							
2/18/2021			7.33	6.66		7.54		6.48	7.35
2/19/2021					7				
2/23/2021									
3/8/2021									
3/23/2021									
3/24/2021		7.26	7.27	6.7	7.04		7.65	6.48	
3/25/2021									
3/26/2021	7.63								
3/29/2021									7.24
3/30/2021						7.41			
7/19/2021									
7/20/2021									
8/16/2021	7.46								
8/18/2021		7.49		6.66	7.09	7.34	7.7		
8/19/2021			6.94					6.15	
8/20/2021									7.07
8/23/2021									
11/1/2021									
2/9/2022	7.36								
2/10/2022		7.28					7.59		
2/11/2022			7.27	6.57	7.18	7.58			
2/14/2022									
2/15/2022									
2/16/2022								6.37	7.31
7/26/2022	7.45	7.33					7.63		
7/27/2022			7.29	6.49	6.85			7.02	7.18
7/28/2022						7.63			
8/1/2022									
8/2/2022									
10/21/2022									
1/24/2023	7.32								
1/26/2023		7.04	7.21	6.56	6.68		7.34	6.2	
1/27/2023						7.02			
1/30/2023									7.18
1/31/2023									
2/1/2023									

Prediction Limit

Constituent: pH, Field (SU) Analysis Run 4/9/2026 1:53 PM View: Appendix III Interwell

Plant Bowen Client: Southern Company Data: Bowen AP-1

	BGWA-2 (bg)	BGWC-9	BGWC-17	BGWC-16	BGWC-12	BGWC-10	BGWC-8	BGWC-18	BGWC-20
2/2/2023									
2/7/2023									
5/10/2023									
8/15/2023									
8/16/2023					6.7		7.36		
8/17/2023		6.79	6.9	6.22		7.18		6.23	
8/18/2023									6.84
8/21/2023	7.18								
8/22/2023									
8/23/2023									
8/25/2023									
1/30/2024									
1/31/2024									
2/1/2024		7.01	6.87	6.51	6.46	7.23	6.98		
2/2/2024								5.77	
2/5/2024									7.25
2/6/2024									
2/8/2024	7.01								
8/15/2024									
8/16/2024							7.28		
8/19/2024		6.86	7.26	6.48	6.95			6.74	
8/20/2024						7.18			7.12
8/21/2024	7.54								
8/22/2024									
2/4/2025									
2/5/2025		7.29			6.92		7.64		
2/6/2025				6.25		7.51			7.16
2/7/2025			7.11					6.59	
2/10/2025	7.54								
2/11/2025									
2/13/2025									
7/31/2025							7.57		
8/4/2025		7.22			6.87				
8/5/2025	7.43		7.22	6.22		7.43		6.8	
8/6/2025									
8/7/2025									7.16
8/11/2025									
8/12/2025									
8/13/2025									
2/2/2026									
2/3/2026		7.15			6.68		7.47		
2/4/2026			7.14	6.13		7.2		6.46	
2/5/2026									7.22
2/6/2026	7.52								
2/9/2026									
2/10/2026									

Prediction Limit

Constituent: pH, Field (SU) Analysis Run 4/9/2026 1:53 PM View: Appendix III Interwell

Plant Bowen Client: Southern Company Data: Bowen AP-1

	BGWC-21	BGWC-22	BGWC-25	BGWC-19	BGWC-23	BGWC-24	BGWC-7	BGWA-29 (bg)	BGWC-30
6/6/2016									
6/7/2016									
6/8/2016	7.88	7.1	7.95	6.58					
6/9/2016					7.3	6.83			
8/9/2016									
8/10/2016									
8/11/2016							6.94		
8/12/2016				6.59					
8/15/2016			7.66						
8/16/2016									
8/18/2016	7.86	7.1			7.27	6.88			
8/22/2016								7.91	
10/3/2016									
10/4/2016								7.81	
10/5/2016									
10/6/2016							6.96		
10/7/2016				6.77					
10/10/2016	7.96	6.77	7.26		7.35	6.95			
11/29/2016									
12/1/2016								8.06	
12/2/2016									
12/5/2016									
12/6/2016							7.16		
12/7/2016				6.63	7.23	6.91			
12/8/2016	7.82	6.94	7.55						
1/10/2017								7.97	
1/23/2017									7.39
2/7/2017									7.35
2/13/2017									
2/14/2017								7.89	
2/15/2017							7.05		
2/16/2017				6.55					
2/17/2017	7.56	7.02							
2/20/2017			7.45		7.17	6.71			
3/27/2017									7.46
4/13/2017									
4/14/2017								7.86	
4/17/2017									7.19
4/18/2017							7.17		
4/19/2017	7.42			6.5	7.22	6.76			
4/20/2017		6.95	7.58						
5/22/2017									7.4
5/25/2017								8.11	
5/26/2017									
5/30/2017									
6/1/2017	7.61		7.65	6.27					
6/2/2017							7.17		
6/5/2017		7.07			7.31	6.87			7.69
7/7/2017									
7/10/2017								8.12	
7/11/2017									7.29
7/12/2017									

Prediction Limit

Constituent: pH, Field (SU) Analysis Run 4/9/2026 1:53 PM View: Appendix III Interwell

Plant Bowen Client: Southern Company Data: Bowen AP-1

	BGWC-21	BGWC-22	BGWC-25	BGWC-19	BGWC-23	BGWC-24	BGWC-7	BGWA-29 (bg)	BGWC-30
7/13/2017									
7/14/2017				6.56			7.11		
7/17/2017			7.73		7.3	6.65			
7/18/2017	7.77								
7/19/2017		6.97							
8/23/2017									7.37
10/9/2017									
10/10/2017								8.13	7.34
10/11/2017			7.5	6.56	7.05	6.6	7.19		
10/12/2017	7.65	6.95							
3/26/2018								7.98	7.33
3/27/2018				6.52			7.13		
3/28/2018	7.69		7.39						
3/29/2018		6.96			7.06	6.7			
6/12/2018								8.09	
6/13/2018					7.19	6.58	6.95		
6/14/2018	7.7	6.92	7.35						
6/15/2018				6.5					7.35
10/16/2018								7.64	
10/17/2018									
10/18/2018							6.84		
10/19/2018	7.57			6.38					
10/22/2018		6.81	7.25		7.11	6.61			7.35
2/25/2019									
2/27/2019								8	
2/28/2019							7.05		
3/1/2019		6.9	7.5	6.7	7.16	6.57			7.32
4/1/2019								7.85	
4/2/2019							6.85		7.22
4/3/2019	7.69	6.77		6.58	7	6.57			
4/4/2019			7.38						
5/2/2019		6.92							
9/23/2019								7.98	
9/24/2019							6.92		
9/25/2019									
9/26/2019				6.55					
9/27/2019		6.79			7.02				7.2
9/30/2019	7.7		7.36			6.58			
2/18/2020									
2/19/2020								8.01	
2/20/2020									
2/21/2020							7.11		
2/24/2020				6.54					
2/25/2020		6.72			7.05				
2/26/2020	7.55		7.3			6.6			7.28
3/18/2020								8.12	
3/19/2020							7.1		
3/20/2020	7.69	6.75		6.56					
3/23/2020					6.93				7.28
3/24/2020			7.36						
3/25/2020						6.58			
5/22/2020									

Prediction Limit

Constituent: pH, Field (SU) Analysis Run 4/9/2026 1:53 PM View: Appendix III Interwell

Plant Bowen Client: Southern Company Data: Bowen AP-1

	BGWC-21	BGWC-22	BGWC-25	BGWC-19	BGWC-23	BGWC-24	BGWC-7	BGWA-29 (bg)	BGWC-30
5/25/2020									
6/23/2020									
7/28/2020									
9/2/2020									
9/3/2020									
9/23/2020								8.08	
9/24/2020	7.78	6.82			7.09				
9/25/2020						6.56	7.07		7.34
9/28/2020			7.35	6.45					
10/1/2020									
11/10/2020									
12/15/2020									
1/20/2021									
1/28/2021									
2/16/2021								8	
2/17/2021									
2/18/2021				6.66			6.89		
2/19/2021	7.64	6.9			7.05	6.66			
2/23/2021			7.44						
3/8/2021									7.44
3/23/2021								8	
3/24/2021									
3/25/2021									7.21
3/26/2021			7.36	6.61	6.91	6.54			
3/29/2021	7.75	6.71							
3/30/2021							7.05		
7/19/2021		6.67			6.93	6.53			
7/20/2021									7.28
8/16/2021								7.6	
8/18/2021									
8/19/2021			7.15				6.89		7.2
8/20/2021	7.8			6.33					
8/23/2021		6.59			6.73	6.44			
11/1/2021		6.8			6.94	6.75			7.3
2/9/2022									
2/10/2022								8.09	
2/11/2022							7.04722		
2/14/2022					7.15				7.29
2/15/2022		6.89				6.66			
2/16/2022	7.9		7.3	6.57					
7/26/2022								7.92	
7/27/2022			7.22	6.55					
7/28/2022	7.85						6.96		
8/1/2022					7				7.21
8/2/2022		6.73				6.73			
10/21/2022						6.3			
1/24/2023								7.77	
1/26/2023							6.63		
1/27/2023	7.76		7.14	6.61					
1/30/2023									
1/31/2023									
2/1/2023						6.68			7.15

Prediction Limit

Constituent: pH, Field (SU) Analysis Run 4/9/2026 1:53 PM View: Appendix III Interwell

Plant Bowen Client: Southern Company Data: Bowen AP-1

	BGWC-21	BGWC-22	BGWC-25	BGWC-19	BGWC-23	BGWC-24	BGWC-7	BGWA-29 (bg)	BGWC-30
2/2/2023					6.8				
2/7/2023		6.44							
5/10/2023					6.74				
8/15/2023									
8/16/2023								7.3	
8/17/2023			6.97				6.79		
8/18/2023				6.43					
8/21/2023									7
8/22/2023		6.4							
8/23/2023	6.96				6.69				
8/25/2023						6.36			
1/30/2024						6.26			
1/31/2024									
2/1/2024									
2/2/2024				6.29			6.89		
2/5/2024	6.9		7.2					7.62	
2/6/2024									6.75
2/8/2024		6.44			6.56				
8/15/2024									
8/16/2024							6.84		
8/19/2024				6.8					
8/20/2024			7.01						
8/21/2024		6.32				6.38		7.95	
8/22/2024	7.65				6.7				7.44
2/4/2025									
2/5/2025									
2/6/2025							7.03	8.13	
2/7/2025				6.72					
2/10/2025	7.68		7.47						7.37
2/11/2025					6.94	6.6			
2/13/2025		6.85							
7/31/2025									
8/4/2025									
8/5/2025							7.01		7.34
8/6/2025				6.7					
8/7/2025		6.88	7.46						
8/11/2025	7.61				7.03	6.59			
8/12/2025								7.92	
8/13/2025									
2/2/2026						6.69			
2/3/2026									
2/4/2026	7.64		7.35				7.04		
2/5/2026				6.67				7.78	
2/6/2026					7.02				
2/9/2026									7.41
2/10/2026		6.99							

Prediction Limit

Constituent: pH, Field (SU) Analysis Run 4/9/2026 1:53 PM View: Appendix III Interwell

Plant Bowen Client: Southern Company Data: Bowen AP-1

	BGWA-47D (bg)	BGWC-14A	BGWA-48D (bg)	BGWC-52	BGWC-51
6/6/2016					
6/7/2016					
6/8/2016					
6/9/2016					
8/9/2016					
8/10/2016					
8/11/2016					
8/12/2016					
8/15/2016					
8/16/2016					
8/18/2016					
8/22/2016					
10/3/2016					
10/4/2016					
10/5/2016					
10/6/2016					
10/7/2016					
10/10/2016					
11/29/2016					
12/1/2016					
12/2/2016					
12/5/2016					
12/6/2016					
12/7/2016					
12/8/2016					
1/10/2017					
1/23/2017					
2/7/2017					
2/13/2017					
2/14/2017					
2/15/2017					
2/16/2017					
2/17/2017					
2/20/2017					
3/27/2017					
4/13/2017					
4/14/2017					
4/17/2017					
4/18/2017					
4/19/2017					
4/20/2017					
5/22/2017					
5/25/2017					
5/26/2017					
5/30/2017					
6/1/2017					
6/2/2017					
6/5/2017					
7/7/2017					
7/10/2017					
7/11/2017					
7/12/2017					

Prediction Limit

Constituent: pH, Field (SU) Analysis Run 4/9/2026 1:53 PM View: Appendix III Interwell

Plant Bowen Client: Southern Company Data: Bowen AP-1

	BGWA-47D (bg)	BGWC-14A	BGWA-48D (bg)	BGWC-52	BGWC-51
7/13/2017					
7/14/2017					
7/17/2017					
7/18/2017					
7/19/2017					
8/23/2017					
10/9/2017					
10/10/2017					
10/11/2017					
10/12/2017					
3/26/2018					
3/27/2018					
3/28/2018					
3/29/2018					
6/12/2018					
6/13/2018					
6/14/2018					
6/15/2018					
10/16/2018					
10/17/2018					
10/18/2018					
10/19/2018					
10/22/2018					
2/25/2019					
2/27/2019					
2/28/2019					
3/1/2019					
4/1/2019					
4/2/2019					
4/3/2019					
4/4/2019					
5/2/2019					
9/23/2019					
9/24/2019					
9/25/2019					
9/26/2019					
9/27/2019					
9/30/2019					
2/18/2020					
2/19/2020					
2/20/2020					
2/21/2020					
2/24/2020					
2/25/2020					
2/26/2020					
3/18/2020					
3/19/2020					
3/20/2020					
3/23/2020					
3/24/2020					
3/25/2020					
5/22/2020	7.15	7.2			

Prediction Limit

Constituent: pH, Field (SU) Analysis Run 4/9/2026 1:53 PM View: Appendix III Interwell

Plant Bowen Client: Southern Company Data: Bowen AP-1

	BGWA-47D (bg)	BGWC-14A	BGWA-48D (bg)	BGWC-52	BGWC-51
5/25/2020			7.45		
6/23/2020	7	7.42	7.46		
7/28/2020	6.98	6.98	7.79		
9/2/2020	6.95	6.97			
9/3/2020			7.35		
9/23/2020					
9/24/2020					
9/25/2020					
9/28/2020					
10/1/2020	6.94	7.08	7.41		
11/10/2020	6.89	7	7.17		
12/15/2020	7.04	7.02	7.37		
1/20/2021	6.83	7.12	7.31		
1/28/2021				7.01	6.81
2/16/2021					
2/17/2021	6.89		7.21		
2/18/2021		7.14			
2/19/2021					
2/23/2021				6.95	6.71
3/8/2021					
3/23/2021					
3/24/2021		7.04			
3/25/2021	6.94		7.22		
3/26/2021					
3/29/2021					
3/30/2021				6.82	6.64
7/19/2021					
7/20/2021					
8/16/2021	6.8		7.13		
8/18/2021		6.86			
8/19/2021					
8/20/2021					
8/23/2021				6.84	6.61
11/1/2021					
2/9/2022	6.86	7.01	7.16		
2/10/2022					
2/11/2022					
2/14/2022				7.57	7.11
2/15/2022					
2/16/2022					
7/26/2022	6.75	6.78	7.37		
7/27/2022					
7/28/2022				7.62	
8/1/2022					6.96
8/2/2022					
10/21/2022					
1/24/2023	6.72		7.32		
1/26/2023		6.91			
1/27/2023					
1/30/2023					
1/31/2023				7.56	6.87
2/1/2023					

Prediction Limit

Constituent: pH, Field (SU) Analysis Run 4/9/2026 1:53 PM View: Appendix III Interwell

Plant Bowen Client: Southern Company Data: Bowen AP-1

	BGWA-47D (bg)	BGWC-14A	BGWA-48D (bg)	BGWC-52	BGWC-51
2/2/2023					
2/7/2023					
5/10/2023					
8/15/2023	6.62				
8/16/2023		6.56	6.94		
8/17/2023					
8/18/2023					
8/21/2023					6.79
8/22/2023				7.13	
8/23/2023					
8/25/2023					
1/30/2024					
1/31/2024	6.69		7.38		
2/1/2024		6.85			
2/2/2024					
2/5/2024				7.21	6.93
2/6/2024					
2/8/2024					
8/15/2024	6.93		7.56		
8/16/2024		6.83			
8/19/2024					
8/20/2024				7.68	7.24
8/21/2024					
8/22/2024					
2/4/2025	6.95		7.55		
2/5/2025		6.89			
2/6/2025					7.39
2/7/2025				7.6	
2/10/2025					
2/11/2025					
2/13/2025					
7/31/2025	6.81		7.47		
8/4/2025		6.8			
8/5/2025					
8/6/2025					
8/7/2025					
8/11/2025				7.42	
8/12/2025					
8/13/2025					7.05
2/2/2026					
2/3/2026	6.9		7.56		
2/4/2026		6.74			
2/5/2026				7.76	7.12
2/6/2026					
2/9/2026					
2/10/2026					

Prediction Limit

Constituent: Sulfate (mg/L) Analysis Run 4/9/2026 1:53 PM View: Appendix III Interwell

Plant Bowen Client: Southern Company Data: Bowen AP-1

	BGWA-2 (bg)	BGWC-9	BGWC-16	BGWC-17	BGWC-8	BGWC-12	BGWC-10	BGWC-7	BGWC-22
6/6/2016	8	100							
6/7/2016			240	120	26	190	99		
6/8/2016								410	660
6/9/2016									
8/9/2016	6.5								
8/10/2016					29				
8/11/2016		110	250	110				460	
8/12/2016						180			
8/15/2016									
8/16/2016							110		
8/18/2016									730
8/22/2016									
10/3/2016	5.7								
10/4/2016					40				
10/5/2016		120							
10/6/2016						200		440	
10/7/2016			260	150			110		
10/10/2016									650
11/29/2016	5.2								
12/1/2016									
12/2/2016					37				
12/5/2016		130				130			
12/6/2016			280	130			110	470	
12/7/2016									
12/8/2016									660
1/10/2017									
1/23/2017									
2/7/2017									
2/13/2017	6.4								
2/14/2017					45				
2/15/2017		120				190		510	
2/16/2017			380	120			110		
2/17/2017									740
2/20/2017									
3/27/2017									
4/13/2017	4.9								
4/14/2017					27				
4/17/2017		110							
4/18/2017			290			220	110	450	
4/19/2017				110					
4/20/2017									990
5/22/2017									
5/25/2017	5.7								
5/26/2017		110			34				
5/30/2017			260	110					
6/1/2017									
6/2/2017						250	110	470	
6/5/2017									700
7/7/2017	6.3								
7/10/2017					28				
7/11/2017		110							
7/12/2017							110		

Prediction Limit

Constituent: Sulfate (mg/L) Analysis Run 4/9/2026 1:53 PM View: Appendix III Interwell

Plant Bowen Client: Southern Company Data: Bowen AP-1

	BGWA-2 (bg)	BGWC-9	BGWC-16	BGWC-17	BGWC-8	BGWC-12	BGWC-10	BGWC-7	BGWC-22
7/13/2017						250			
7/14/2017			260	110				230	
7/17/2017									
7/18/2017									
7/19/2017									720
8/23/2017									
10/9/2017	6.1								
10/10/2017		110			30	210			
10/11/2017			270	120			110	480	
10/12/2017									780
6/12/2018	8.3	80.6	246		35.2				
6/13/2018								419	
6/14/2018				106		275	110		738
6/15/2018									
10/16/2018	8.9				53				
10/17/2018		117		118		336			
10/18/2018			276				122	438	
10/19/2018									
10/22/2018									846
4/1/2019	10.8	81.4			30.5	239			
4/2/2019			272	86.9			105	334	
4/3/2019									720
4/4/2019									
5/2/2019	11.2								827
9/23/2019	9								
9/24/2019		89			36.5			266	
9/25/2019						205	93.7		
9/26/2019			288	219					
9/27/2019									905
9/30/2019									
2/19/2020									
2/25/2020									472
2/26/2020									
3/18/2020	11.7				34.3				
3/19/2020		74.3	311	90.5		255		287	
3/20/2020									610
3/23/2020							95.6		
3/24/2020									
3/25/2020									
5/22/2020									
5/25/2020									
6/23/2020									
7/28/2020									
9/2/2020									
9/3/2020									
9/23/2020	12.9				33.5				
9/24/2020		84.8	338	156			98.6		864
9/25/2020						320		298	
9/28/2020									
10/1/2020									
11/10/2020									
12/15/2020									

Prediction Limit

Constituent: Sulfate (mg/L) Analysis Run 4/9/2026 1:53 PM View: Appendix III Interwell

Plant Bowen Client: Southern Company Data: Bowen AP-1

	BGWA-2 (bg)	BGWC-9	BGWC-16	BGWC-17	BGWC-8	BGWC-12	BGWC-10	BGWC-7	BGWC-22
1/20/2021									
1/28/2021									
2/23/2021									
3/23/2021									
3/24/2021		70.5	317	93.7	24.2	301			
3/25/2021									
3/26/2021	12.8								
3/29/2021									772
3/30/2021							104	290	
7/19/2021									506
7/20/2021									
8/16/2021	12.7								
8/18/2021		71.7	297		34	326	97.9		
8/19/2021				91.7				237	
8/20/2021									
8/23/2021									848
11/1/2021									690
2/9/2022	13.5								
2/10/2022		70			27.2				
2/11/2022			358	88.7		343	86.1	225	
2/14/2022									
2/15/2022									789
2/16/2022									
7/26/2022	13.2	88			31.6				
7/27/2022			496	118		419			
7/28/2022							105	268	
8/1/2022									
8/2/2022									762
10/21/2022									
1/24/2023	12.5								
1/26/2023		63.6	490	110	24.3	463		253	
1/27/2023							97.3		
1/30/2023									
1/31/2023									
2/1/2023									
2/2/2023									
2/7/2023									707
8/15/2023									
8/16/2023					21	398			
8/17/2023		87.3	453	116			95	207	
8/18/2023									
8/21/2023	14.4								
8/22/2023									748
8/23/2023									
8/25/2023									
1/30/2024									
1/31/2024									
2/1/2024		78	551	132	21.4	495	96.9		
2/2/2024								181	
2/5/2024									
2/6/2024									
2/8/2024	13.8								549

Prediction Limit

Constituent: Sulfate (mg/L) Analysis Run 4/9/2026 1:53 PM View: Appendix III Interwell

Plant Bowen Client: Southern Company Data: Bowen AP-1

	BGWA-2 (bg)	BGWC-9	BGWC-16	BGWC-17	BGWC-8	BGWC-12	BGWC-10	BGWC-7	BGWC-22
8/15/2024									
8/16/2024					15.1			165	
8/19/2024		87	519	138		419			
8/20/2024							92.6		
8/21/2024	14.3								537
8/22/2024									
2/4/2025									
2/5/2025		80			11.6	456			
2/6/2025			455				89.8	147	
2/7/2025				119					
2/10/2025	14.7								
2/11/2025									
2/13/2025									356
7/31/2025					16.2				
8/4/2025		80.3 (M1)				420			
8/5/2025	13.4		400	132 (M1)			95.9	152	
8/6/2025									
8/7/2025									305
8/11/2025									
8/12/2025									
8/13/2025									
2/2/2026									
2/3/2026		98.4			15.9	520			
2/4/2026			470	128			103	154	
2/5/2026									
2/6/2026	17.8								
2/9/2026									
2/10/2026									220

Prediction Limit

Constituent: Sulfate (mg/L) Analysis Run 4/9/2026 1:53 PM View: Appendix III Interwell

Plant Bowen Client: Southern Company Data: Bowen AP-1

	BGWC-25	BGWC-21	BGWC-18	BGWC-19	BGWC-20	BGWC-24	BGWC-23	BGWA-29 (bg)	BGWC-30
6/6/2016									
6/7/2016									
6/8/2016	10	75	120	110	530				
6/9/2016						730	510		
8/9/2016									
8/10/2016									
8/11/2016									
8/12/2016			81	110	530				
8/15/2016	10								
8/16/2016									
8/18/2016		66				580	480		
8/22/2016								4.2	
10/3/2016									
10/4/2016								6.4	
10/5/2016									
10/6/2016									
10/7/2016			140	150					
10/10/2016	10	57			600	520	460		
11/29/2016									
12/1/2016								7.8	
12/2/2016									
12/5/2016									
12/6/2016			160						
12/7/2016				97	580	370	490		
12/8/2016	13	68							
1/10/2017								4.5	
1/23/2017									410
2/7/2017									410
2/13/2017									
2/14/2017								5.1	
2/15/2017									
2/16/2017			92	130					
2/17/2017		57			710				
2/20/2017	24					610	520		
3/27/2017									410
4/13/2017									
4/14/2017								4.4	
4/17/2017									400
4/18/2017									
4/19/2017		52	80	140	610	600	490		
4/20/2017	26								
5/22/2017									460
5/25/2017								4.2	
5/26/2017									
5/30/2017									
6/1/2017	29	55	73	70	550				
6/2/2017									
6/5/2017						700	480		440
7/7/2017									
7/10/2017								3.5	
7/11/2017									420
7/12/2017									

Prediction Limit

Constituent: Sulfate (mg/L) Analysis Run 4/9/2026 1:53 PM View: Appendix III Interwell

Plant Bowen Client: Southern Company Data: Bowen AP-1

	BGWC-25	BGWC-21	BGWC-18	BGWC-19	BGWC-20	BGWC-24	BGWC-23	BGWA-29 (bg)	BGWC-30
7/13/2017									
7/14/2017			78	110					
7/17/2017	25					670	510		
7/18/2017		50			590				
7/19/2017									
8/23/2017									390
10/9/2017									
10/10/2017								3.3	420
10/11/2017	12		83	93	550	510	510		
10/12/2017		48							
6/12/2018								6.8	
6/13/2018					541	689	586		
6/14/2018	10	48.1	74.6						
6/15/2018				78.3					174
10/16/2018								7.6	
10/17/2018									
10/18/2018			89.3						
10/19/2018		57.2		114					
10/22/2018	8.1				604	723	590		204
4/1/2019								5.2	
4/2/2019			70.1						153
4/3/2019		61.9		90.6	593	648	603		
4/4/2019	11.4								
5/2/2019									
9/23/2019								6.6	
9/24/2019									
9/25/2019									
9/26/2019			114	130	498				
9/27/2019							721		51.7
9/30/2019	10.7	54.5				758			
2/19/2020								1.6	
2/25/2020									
2/26/2020									42.6
3/18/2020								3.7	
3/19/2020									
3/20/2020		57.8	75.9	76.9					
3/23/2020					494		612		55.7
3/24/2020	18.8								
3/25/2020						603			
5/22/2020									
5/25/2020									
6/23/2020									
7/28/2020									
9/2/2020									
9/3/2020									
9/23/2020								5.3	
9/24/2020		57.8	69.9				676		
9/25/2020						613			53.6
9/28/2020	8.8			70.3	578				
10/1/2020									
11/10/2020									
12/15/2020									

Prediction Limit

Constituent: Sulfate (mg/L) Analysis Run 4/9/2026 1:53 PM View: Appendix III Interwell

Plant Bowen Client: Southern Company Data: Bowen AP-1

	BGWC-25	BGWC-21	BGWC-18	BGWC-19	BGWC-20	BGWC-24	BGWC-23	BGWA-29 (bg)	BGWC-30
1/20/2021									
1/28/2021									
2/23/2021									
3/23/2021								4.6	
3/24/2021			67.3						
3/25/2021									28.1
3/26/2021	21.3			66.8		515	679		
3/29/2021		55.2			504				
3/30/2021									
7/19/2021						194	335		
7/20/2021									37.2
8/16/2021								4.8	
8/18/2021									
8/19/2021	10.2		56.4						58.2
8/20/2021		54.6		47.5	550				
8/23/2021						527	628		
11/1/2021						225	410		65.5
2/9/2022									
2/10/2022								1.9	
2/11/2022									
2/14/2022							622		74.4
2/15/2022						473			
2/16/2022	13.7	48.7	61.5	79.6	555				
7/26/2022								3.6	
7/27/2022	12.6		55.5	82.7	617				
7/28/2022		55.3							
8/1/2022							528		63.3
8/2/2022						52.8			
10/21/2022						389			
1/24/2023								1.4	
1/26/2023			58.3						
1/27/2023	24.1	55.3		38.2					
1/30/2023					622				
1/31/2023									
2/1/2023						395			75.5
2/2/2023							514		
2/7/2023									
8/15/2023									
8/16/2023								3.8	
8/17/2023	20.2		60.8						
8/18/2023				66	612				
8/21/2023									54
8/22/2023									
8/23/2023		46.4					320		
8/25/2023						337			
1/30/2024						324			
1/31/2024									
2/1/2024									
2/2/2024			57.9	48.2					
2/5/2024	34.6	50.7			649			1.3	
2/6/2024									64.2
2/8/2024							368		

Prediction Limit

Constituent: Sulfate (mg/L) Analysis Run 4/9/2026 1:53 PM View: Appendix III Interwell

Plant Bowen Client: Southern Company Data: Bowen AP-1

	BGWC-25	BGWC-21	BGWC-18	BGWC-19	BGWC-20	BGWC-24	BGWC-23	BGWA-29 (bg)	BGWC-30
8/15/2024									
8/16/2024									
8/19/2024			63	<1					
8/20/2024	42				623				
8/21/2024						242		3.3	
8/22/2024		56.5					426		32.9
2/4/2025									
2/5/2025									
2/6/2025					573			2.2	
2/7/2025			62	91					
2/10/2025	42.4	51.6							29.4
2/11/2025						229	218		
2/13/2025									
7/31/2025									
8/4/2025									
8/5/2025			56.9 (M1)						48.7
8/6/2025				111					
8/7/2025	40.7				585				
8/11/2025		52.2 (R1M1)				267	214		
8/12/2025								2.8	
8/13/2025									
2/2/2026						256			
2/3/2026									
2/4/2026	44.9	52.2	56.5						
2/5/2026				67.3	638			1.9	
2/6/2026							204		
2/9/2026									36.9
2/10/2026									

ND substitution: RL or RL/2 if <15% NDs.

Prediction Limit

Constituent: Sulfate (mg/L) Analysis Run 4/9/2026 1:53 PM View: Appendix III Interwell

Plant Bowen Client: Southern Company Data: Bowen AP-1

	BGWA-47D (bg)	BGWC-14A	BGWA-48D (bg)	BGWC-52	BGWC-51
6/6/2016					
6/7/2016					
6/8/2016					
6/9/2016					
8/9/2016					
8/10/2016					
8/11/2016					
8/12/2016					
8/15/2016					
8/16/2016					
8/18/2016					
8/22/2016					
10/3/2016					
10/4/2016					
10/5/2016					
10/6/2016					
10/7/2016					
10/10/2016					
11/29/2016					
12/1/2016					
12/2/2016					
12/5/2016					
12/6/2016					
12/7/2016					
12/8/2016					
1/10/2017					
1/23/2017					
2/7/2017					
2/13/2017					
2/14/2017					
2/15/2017					
2/16/2017					
2/17/2017					
2/20/2017					
3/27/2017					
4/13/2017					
4/14/2017					
4/17/2017					
4/18/2017					
4/19/2017					
4/20/2017					
5/22/2017					
5/25/2017					
5/26/2017					
5/30/2017					
6/1/2017					
6/2/2017					
6/5/2017					
7/7/2017					
7/10/2017					
7/11/2017					
7/12/2017					

Prediction Limit

Constituent: Sulfate (mg/L) Analysis Run 4/9/2026 1:53 PM View: Appendix III Interwell

Plant Bowen Client: Southern Company Data: Bowen AP-1

	BGWA-47D (bg)	BGWC-14A	BGWA-48D (bg)	BGWC-52	BGWC-51
7/13/2017					
7/14/2017					
7/17/2017					
7/18/2017					
7/19/2017					
8/23/2017					
10/9/2017					
10/10/2017					
10/11/2017					
10/12/2017					
6/12/2018					
6/13/2018					
6/14/2018					
6/15/2018					
10/16/2018					
10/17/2018					
10/18/2018					
10/19/2018					
10/22/2018					
4/1/2019					
4/2/2019					
4/3/2019					
4/4/2019					
5/2/2019					
9/23/2019					
9/24/2019					
9/25/2019					
9/26/2019					
9/27/2019					
9/30/2019					
2/19/2020					
2/25/2020					
2/26/2020					
3/18/2020					
3/19/2020					
3/20/2020					
3/23/2020					
3/24/2020					
3/25/2020					
5/22/2020	53.5	92.6			
5/25/2020			43.3		
6/23/2020	64.5	88.7	59.7		
7/28/2020	65.7	300	15.8		
9/2/2020	70.2	360			
9/3/2020			24.4		
9/23/2020					
9/24/2020					
9/25/2020					
9/28/2020					
10/1/2020	70.2	382	26.6		
11/10/2020	68.9	354	24.1		
12/15/2020	78	406	28.3		

Prediction Limit

Constituent: Sulfate (mg/L) Analysis Run 4/9/2026 1:53 PM View: Appendix III Interwell

Plant Bowen Client: Southern Company Data: Bowen AP-1

	BGWA-47D (bg)	BGWC-14A	BGWA-48D (bg)	BGWC-52	BGWC-51
1/20/2021	73.4	299	26.1		
1/28/2021				308	562
2/23/2021				320	536
3/23/2021					
3/24/2021		115			
3/25/2021	74.5		22		
3/26/2021					
3/29/2021					
3/30/2021				347	636
7/19/2021					
7/20/2021					
8/16/2021	74.5		6.7		
8/18/2021		375			
8/19/2021					
8/20/2021					
8/23/2021				277	545
11/1/2021					
2/9/2022	72.7	130	19.1		
2/10/2022					
2/11/2022					
2/14/2022				64.1	114
2/15/2022					
2/16/2022					
7/26/2022	74.9	486	20.8		
7/27/2022					
7/28/2022				50.1	
8/1/2022					94.4
8/2/2022					
10/21/2022					
1/24/2023	67.2		22.4		
1/26/2023		213			
1/27/2023					
1/30/2023					
1/31/2023				77.2	135
2/1/2023					
2/2/2023					
2/7/2023					
8/15/2023	65.7				
8/16/2023		486	23		
8/17/2023					
8/18/2023					
8/21/2023					95
8/22/2023				92.8	
8/23/2023					
8/25/2023					
1/30/2024					
1/31/2024	69.1		54.2		
2/1/2024		483			
2/2/2024					
2/5/2024				52	60.5
2/6/2024					
2/8/2024					

Prediction Limit

Constituent: Sulfate (mg/L) Analysis Run 4/9/2026 1:53 PM View: Appendix III Interwell

Plant Bowen Client: Southern Company Data: Bowen AP-1

	BGWA-47D (bg)	BGWC-14A	BGWA-48D (bg)	BGWC-52	BGWC-51
8/15/2024	66.1		45.3		
8/16/2024		492			
8/19/2024					
8/20/2024				45.6	58.9
8/21/2024					
8/22/2024					
2/4/2025	65.4		44		
2/5/2025		440			
2/6/2025					58.8
2/7/2025				64	
2/10/2025					
2/11/2025					
2/13/2025					
7/31/2025	64.8		59.2		
8/4/2025		434			
8/5/2025					
8/6/2025					
8/7/2025					
8/11/2025				74.5	
8/12/2025					
8/13/2025					99.7
2/2/2026					
2/3/2026	63.9		87		
2/4/2026		542			
2/5/2026				99.3	66
2/6/2026					
2/9/2026					
2/10/2026					

Prediction Limit

Constituent: TDS (mg/L) Analysis Run 4/9/2026 1:53 PM View: Appendix III Interwell

Plant Bowen Client: Southern Company Data: Bowen AP-1

	BGWA-2 (bg)	BGWC-9	BGWC-12	BGWC-16	BGWC-8	BGWC-10	BGWC-17	BGWC-25	BGWC-20
6/6/2016	170	320							
6/7/2016			510	580	200	300	360		
6/8/2016								170	1000
6/9/2016									
8/9/2016	183								
8/10/2016					228				
8/11/2016		361		548			340		
8/12/2016			476						1100
8/15/2016								161	
8/16/2016						286			
8/18/2016									
8/22/2016									
10/3/2016	201								
10/4/2016					186				
10/5/2016		376							
10/6/2016			524						
10/7/2016				617		513	533		
10/10/2016								196	1110
11/29/2016	109								
12/1/2016									
12/2/2016					183				
12/5/2016		426	489						
12/6/2016				730		421	413		
12/7/2016									1100
12/8/2016								209	
1/10/2017									
1/23/2017									
2/7/2017									
2/13/2017	214								
2/14/2017					367				
2/15/2017		452	562						
2/16/2017				685		433	434		
2/17/2017									1160
2/20/2017								251	
3/27/2017									
4/13/2017	211								
4/14/2017					184				
4/17/2017		388							
4/18/2017			955	621		349			
4/19/2017							415		1180
4/20/2017								324	
5/22/2017									
5/25/2017	173								
5/26/2017		423			179				
5/30/2017				601			391		
6/1/2017								177	1130
6/2/2017			602			313			
6/5/2017									
7/7/2017	165								
7/10/2017					211				
7/11/2017		387							
7/12/2017						255			

Prediction Limit

Constituent: TDS (mg/L) Analysis Run 4/9/2026 1:53 PM View: Appendix III Interwell

Plant Bowen Client: Southern Company Data: Bowen AP-1

	BGWA-2 (bg)	BGWC-9	BGWC-12	BGWC-16	BGWC-8	BGWC-10	BGWC-17	BGWC-25	BGWC-20
7/13/2017			617						
7/14/2017				569			391		
7/17/2017								238	
7/18/2017									1160
7/19/2017									
8/23/2017									
10/9/2017	150								
10/10/2017		376	534		178				
10/11/2017				588		343	403	199	1050
10/12/2017									
6/12/2018	187	348		593	217				
6/13/2018									1060
6/14/2018			684			362	395	225	
6/15/2018									
10/16/2018	192				247				
10/17/2018		377	739				446		
10/18/2018				578		355			
10/19/2018									
10/22/2018								218	1150
4/1/2019	226	326	191		191				
4/2/2019				604		355	321		
4/3/2019									1090
4/4/2019								196	
9/23/2019	186								
9/24/2019		325			193				
9/25/2019			690			388			
9/26/2019				688			550		1210
9/27/2019									
9/30/2019								220	
2/19/2020									
2/25/2020									
2/26/2020									
3/18/2020	191				193				
3/19/2020		306	662	631			324		
3/20/2020									
3/23/2020						355			1220
3/24/2020								213	
3/25/2020									
5/22/2020									
5/25/2020									
6/23/2020									
7/28/2020									
9/2/2020									
9/3/2020									
9/23/2020	237				187				
9/24/2020		322		732		356	481		
9/25/2020			740						
9/28/2020								223	1060
10/1/2020									
11/10/2020									
12/15/2020									
1/20/2021									

Prediction Limit

Constituent: TDS (mg/L) Analysis Run 4/9/2026 1:53 PM View: Appendix III Interwell

Plant Bowen Client: Southern Company Data: Bowen AP-1

	BGWA-2 (bg)	BGWC-9	BGWC-12	BGWC-16	BGWC-8	BGWC-10	BGWC-17	BGWC-25	BGWC-20
1/28/2021									
2/23/2021									
3/23/2021									
3/24/2021		294	752	610	198		374		
3/25/2021									
3/26/2021	204							215	
3/29/2021									1100
3/30/2021						321			
8/16/2021	217								
8/18/2021		307	798	658	220	366			
8/19/2021							384	235	
8/20/2021									1300
8/23/2021									
2/9/2022	229								
2/10/2022		304			259				
2/11/2022			816	782		360	392		
2/14/2022									
2/15/2022									
2/16/2022								235	1180
7/26/2022	215	349			196				
7/27/2022			952	944			438	231	1370
7/28/2022						338			
8/1/2022									
8/2/2022									
10/21/2022									
1/24/2023	223								
1/26/2023		301	995	895	190		396		
1/27/2023						380		310	
1/30/2023									1280
1/31/2023									
2/1/2023									
2/2/2023									
2/7/2023									
8/15/2023									
8/16/2023			1050		189				
8/17/2023		393		977		398	438	250	
8/18/2023									1490
8/21/2023	243								
8/22/2023									
8/23/2023									
8/25/2023									
1/30/2024									
1/31/2024									
2/1/2024		339	1150	1090	202	391	445		
2/2/2024									
2/5/2024								279	1490
2/6/2024									
2/8/2024	221								
8/15/2024									
8/16/2024					173				
8/19/2024		463	1090	1110			524		
8/20/2024						409		332	1620

Prediction Limit

Constituent: TDS (mg/L) Analysis Run 4/9/2026 1:53 PM View: Appendix III Interwell

Plant Bowen Client: Southern Company Data: Bowen AP-1

	BGWA-2 (bg)	BGWC-9	BGWC-12	BGWC-16	BGWC-8	BGWC-10	BGWC-17	BGWC-25	BGWC-20
8/21/2024	219								
8/22/2024									
2/4/2025									
2/5/2025		344	1130		173				
2/6/2025				1050		402			1430
2/7/2025							442		
2/10/2025	234							286	
2/11/2025									
2/13/2025									
7/31/2025					199				
8/4/2025		344	1100						
8/5/2025	242			865		438	504		
8/6/2025									
8/7/2025								284	1420 (2G)
8/11/2025									
8/12/2025									
8/13/2025									
2/2/2026									
2/3/2026		379	1220		178				
2/4/2026				916		421	441	286	
2/5/2026									1360
2/6/2026	243								
2/9/2026									
2/10/2026									

Prediction Limit

Constituent: TDS (mg/L) Analysis Run 4/9/2026 1:53 PM View: Appendix III Interwell

Plant Bowen Client: Southern Company Data: Bowen AP-1

	BGWC-19	BGWC-7	BGWC-22	BGWC-18	BGWC-21	BGWC-23	BGWC-24	BGWA-29 (bg)	BGWC-30
6/6/2016									
6/7/2016									
6/8/2016	340	800	2000	390	260				
6/9/2016						1900	5200		
8/9/2016									
8/10/2016									
8/11/2016		852							
8/12/2016	326			310					
8/15/2016									
8/16/2016									
8/18/2016			1960		239	1600	4200		
8/22/2016								121	
10/3/2016									
10/4/2016								95	
10/5/2016									
10/6/2016		906							
10/7/2016	621			823					
10/10/2016			2130		239	1640	3850		
11/29/2016									
12/1/2016								121	
12/2/2016									
12/5/2016									
12/6/2016		976		560					
12/7/2016	269					1770	2720		
12/8/2016			2200		255				
1/10/2017								115	
1/23/2017									2060
2/7/2017									1860
2/13/2017									
2/14/2017								345 (O)	
2/15/2017		968							
2/16/2017	488			364					
2/17/2017			2200		236				
2/20/2017						1720	4200		
3/27/2017									2440
4/13/2017									
4/14/2017								119	
4/17/2017									2180
4/18/2017		944							
4/19/2017	396			337	247	1800	4680		
4/20/2017			2330						
5/22/2017									2470
5/25/2017								109	
5/26/2017									
5/30/2017									
6/1/2017	266			215	185				
6/2/2017		910							
6/5/2017			2530			2050	5660		2780
7/7/2017									
7/10/2017								140	
7/11/2017									2580
7/12/2017									

Prediction Limit

Constituent: TDS (mg/L) Analysis Run 4/9/2026 1:53 PM View: Appendix III Interwell

Plant Bowen Client: Southern Company Data: Bowen AP-1

	BGWC-19	BGWC-7	BGWC-22	BGWC-18	BGWC-21	BGWC-23	BGWC-24	BGWA-29 (bg)	BGWC-30
7/13/2017									
7/14/2017	325	887		281					
7/17/2017						1810	5080		
7/18/2017					219				
7/19/2017			2650						
8/23/2017									2400
10/9/2017									
10/10/2017								93	1990
10/11/2017	287	887		334		1780	4920		
10/12/2017			2500		245				
6/12/2018								139	
6/13/2018		873				2020	4180		
6/14/2018			2380	290	231				
6/15/2018	280								1190
10/16/2018								138	
10/17/2018									
10/18/2018		876		325					
10/19/2018	321				236				
10/22/2018			2490			1880	4300		1070
4/1/2019								114	
4/2/2019		728		258					773
4/3/2019	259		2180		244	1990	13 (J)		
4/4/2019									
9/23/2019								122	
9/24/2019		733							
9/25/2019									
9/26/2019	428			470					
9/27/2019			3260			2540			629
9/30/2019					256		4430		
2/19/2020								113	
2/25/2020			1930						
2/26/2020									523
3/18/2020								108	
3/19/2020		733							
3/20/2020	243		2200	255	253				
3/23/2020						2800			613
3/24/2020									
3/25/2020							4140		
5/22/2020									
5/25/2020									
6/23/2020									
7/28/2020									
9/2/2020									
9/3/2020									
9/23/2020								114	
9/24/2020			3490	310	243	3160			
9/25/2020		726					5020		482
9/28/2020	243								
10/1/2020									
11/10/2020									
12/15/2020									
1/20/2021									

Prediction Limit

Constituent: TDS (mg/L) Analysis Run 4/9/2026 1:53 PM View: Appendix III Interwell

Plant Bowen Client: Southern Company Data: Bowen AP-1

	BGWC-19	BGWC-7	BGWC-22	BGWC-18	BGWC-21	BGWC-23	BGWC-24	BGWA-29 (bg)	BGWC-30
1/28/2021									
2/23/2021									
3/23/2021								108	
3/24/2021				240					
3/25/2021									358
3/26/2021	205					2690	3070		
3/29/2021			2430		198				
3/30/2021		570							
8/16/2021								101	
8/18/2021									
8/19/2021		666		252					682
8/20/2021	204				213				
8/23/2021			3660			3140	4300		
2/9/2022									
2/10/2022								96	
2/11/2022		618							
2/14/2022						3350			618
2/15/2022			3340				3890		
2/16/2022	288			253	235				
7/26/2022								114	
7/27/2022	338			307					
7/28/2022		732			259				
8/1/2022						2780			582
8/2/2022			3440				334		
10/21/2022							1610		
1/24/2023								129	
1/26/2023		657		197					
1/27/2023	200				342				
1/30/2023									
1/31/2023									
2/1/2023							2550		745
2/2/2023						2680			
2/7/2023			2490						
8/15/2023									
8/16/2023								101	
8/17/2023		702		303					
8/18/2023	318								
8/21/2023									611
8/22/2023			3940						
8/23/2023					268	1620			
8/25/2023							2120		
1/30/2024							2180		
1/31/2024									
2/1/2024									
2/2/2024	237	598		220					
2/5/2024					267			111	
2/6/2024									511
2/8/2024			2560			1790			
8/15/2024									
8/16/2024		578							
8/19/2024	401			335					
8/20/2024									

Prediction Limit

Constituent: TDS (mg/L) Analysis Run 4/9/2026 1:53 PM View: Appendix III Interwell

Plant Bowen Client: Southern Company Data: Bowen AP-1

	BGWC-19	BGWC-7	BGWC-22	BGWC-18	BGWC-21	BGWC-23	BGWC-24	BGWA-29 (bg)	BGWC-30
8/21/2024			2950				1440	105	
8/22/2024					249	2340			344
2/4/2025									
2/5/2025									
2/6/2025		562						119	
2/7/2025	345			264					
2/10/2025					243				282
2/11/2025						1300	1500		
2/13/2025			1670						
7/31/2025									
8/4/2025									
8/5/2025		571		345					528
8/6/2025	424								
8/7/2025			1370						
8/11/2025					253	1450	1680		
8/12/2025								115	
8/13/2025									
2/2/2026							1510		
2/3/2026									
2/4/2026		525		240	262				
2/5/2026	294							105	
2/6/2026						1160			
2/9/2026									393
2/10/2026			898						

Prediction Limit

Constituent: TDS (mg/L) Analysis Run 4/9/2026 1:53 PM View: Appendix III Interwell

Plant Bowen Client: Southern Company Data: Bowen AP-1

	BGWC-14A	BGWA-47D (bg)	BGWA-48D (bg)	BGWC-52	BGWC-51
6/6/2016					
6/7/2016					
6/8/2016					
6/9/2016					
8/9/2016					
8/10/2016					
8/11/2016					
8/12/2016					
8/15/2016					
8/16/2016					
8/18/2016					
8/22/2016					
10/3/2016					
10/4/2016					
10/5/2016					
10/6/2016					
10/7/2016					
10/10/2016					
11/29/2016					
12/1/2016					
12/2/2016					
12/5/2016					
12/6/2016					
12/7/2016					
12/8/2016					
1/10/2017					
1/23/2017					
2/7/2017					
2/13/2017					
2/14/2017					
2/15/2017					
2/16/2017					
2/17/2017					
2/20/2017					
3/27/2017					
4/13/2017					
4/14/2017					
4/17/2017					
4/18/2017					
4/19/2017					
4/20/2017					
5/22/2017					
5/25/2017					
5/26/2017					
5/30/2017					
6/1/2017					
6/2/2017					
6/5/2017					
7/7/2017					
7/10/2017					
7/11/2017					
7/12/2017					

Prediction Limit

Constituent: TDS (mg/L) Analysis Run 4/9/2026 1:53 PM View: Appendix III Interwell

Plant Bowen Client: Southern Company Data: Bowen AP-1

	BGWC-14A	BGWA-47D (bg)	BGWA-48D (bg)	BGWC-52	BGWC-51
7/13/2017					
7/14/2017					
7/17/2017					
7/18/2017					
7/19/2017					
8/23/2017					
10/9/2017					
10/10/2017					
10/11/2017					
10/12/2017					
6/12/2018					
6/13/2018					
6/14/2018					
6/15/2018					
10/16/2018					
10/17/2018					
10/18/2018					
10/19/2018					
10/22/2018					
4/1/2019					
4/2/2019					
4/3/2019					
4/4/2019					
9/23/2019					
9/24/2019					
9/25/2019					
9/26/2019					
9/27/2019					
9/30/2019					
2/19/2020					
2/25/2020					
2/26/2020					
3/18/2020					
3/19/2020					
3/20/2020					
3/23/2020					
3/24/2020					
3/25/2020					
5/22/2020	454	357			
5/25/2020			249		
6/23/2020	423	383	280		
7/28/2020	768	410	264		
9/2/2020	814	389			
9/3/2020			303		
9/23/2020					
9/24/2020					
9/25/2020					
9/28/2020					
10/1/2020	824	384	301		
11/10/2020	800	405	305		
12/15/2020	876	385	289		
1/20/2021	786	377	285		

Prediction Limit

Constituent: TDS (mg/L) Analysis Run 4/9/2026 1:53 PM View: Appendix III Interwell

Plant Bowen Client: Southern Company Data: Bowen AP-1

	BGWC-14A	BGWA-47D (bg)	BGWA-48D (bg)	BGWC-52	BGWC-51
1/28/2021				1460	2950
2/23/2021				1590	2900
3/23/2021					
3/24/2021	445				
3/25/2021		415	331		
3/26/2021					
3/29/2021					
3/30/2021				1170	1980
8/16/2021		399	269		
8/18/2021	850				
8/19/2021					
8/20/2021					
8/23/2021				1960	3370
2/9/2022	468	403	290		
2/10/2022					
2/11/2022					
2/14/2022				321	632
2/15/2022					
2/16/2022					
7/26/2022	966	402	246		
7/27/2022					
7/28/2022				236	
8/1/2022					502
8/2/2022					
10/21/2022					
1/24/2023		391	280		
1/26/2023	554				
1/27/2023					
1/30/2023					
1/31/2023				286	664
2/1/2023					
2/2/2023					
2/7/2023					
8/15/2023		399			
8/16/2023	1090		267		
8/17/2023					
8/18/2023					
8/21/2023					704
8/22/2023				468	
8/23/2023					
8/25/2023					
1/30/2024					
1/31/2024		411	324		
2/1/2024	1040				
2/2/2024					
2/5/2024				268	335
2/6/2024					
2/8/2024					
8/15/2024		388	299		
8/16/2024	1070				
8/19/2024					
8/20/2024				227	367

Prediction Limit

Constituent: TDS (mg/L) Analysis Run 4/9/2026 1:53 PM View: Appendix III Interwell

Plant Bowen Client: Southern Company Data: Bowen AP-1

	BGWC-14A	BGWA-47D (bg)	BGWA-48D (bg)	BGWC-52	BGWC-51
8/21/2024					
8/22/2024					
2/4/2025		406	324		
2/5/2025	984				
2/6/2025					321
2/7/2025				282	
2/10/2025					
2/11/2025					
2/13/2025					
7/31/2025		382	336		
8/4/2025	1040				
8/5/2025					
8/6/2025					
8/7/2025					
8/11/2025				321	
8/12/2025					
8/13/2025					432
2/2/2026					
2/3/2026		388	363		
2/4/2026	1110				
2/5/2026				314	294
2/6/2026					
2/9/2026					
2/10/2026					

FIGURE E.

Appendix III Trend Tests - Prediction Limit Exceedances - Significant Results

Plant Bowen Client: Southern Company Data: Bowen AP-1 Printed 4/13/2026, 3:19 PM

Constituent	Well	Slope	Calc.	Critical	Sig.	N	%NDs	Normality	Xform	Alpha	Method
Boron (mg/L)	BGWC-7	-0.1492	-262	-118	Yes	26	0	n/a	n/a	0.01	NP
Boron (mg/L)	BGWC-9	-0.02107	-132	-118	Yes	26	0	n/a	n/a	0.01	NP
Boron (mg/L)	BGWC-12	0.07825	239	118	Yes	26	0	n/a	n/a	0.01	NP
Boron (mg/L)	BGWC-14A	0.1597	100	74	Yes	19	0	n/a	n/a	0.01	NP
Boron (mg/L)	BGWC-17	-0.04394	-144	-118	Yes	26	0	n/a	n/a	0.01	NP
Boron (mg/L)	BGWC-18	-0.05028	-205	-118	Yes	26	0	n/a	n/a	0.01	NP
Boron (mg/L)	BGWC-20	0.2401	205	118	Yes	26	0	n/a	n/a	0.01	NP
Boron (mg/L)	BGWC-22	0.9027	160	146	Yes	30	0	n/a	n/a	0.01	NP
Boron (mg/L)	BGWC-24	-2.068	-161	-139	Yes	29	0	n/a	n/a	0.01	NP
Boron (mg/L)	BGWC-25	0.008755	193	118	Yes	26	0	n/a	n/a	0.01	NP
Boron (mg/L)	BGWC-30	-2.238	-240	-139	Yes	29	0	n/a	n/a	0.01	NP
Boron (mg/L)	BGWC-51	-4.73	-71	-43	Yes	13	0	n/a	n/a	0.01	NP
Boron (mg/L)	BGWC-52	-1.776	-57	-43	Yes	13	0	n/a	n/a	0.01	NP
Calcium (mg/L)	BGWA-2 (bg)	2.237	230	124	Yes	27	0	n/a	n/a	0.01	NP
Calcium (mg/L)	BGWC-7	-3.204	-156	-118	Yes	26	0	n/a	n/a	0.01	NP
Calcium (mg/L)	BGWC-12	15	288	118	Yes	26	0	n/a	n/a	0.01	NP
Calcium (mg/L)	BGWC-14A	15.13	100	74	Yes	19	0	n/a	n/a	0.01	NP
Calcium (mg/L)	BGWC-16	10.41	215	118	Yes	26	0	n/a	n/a	0.01	NP
Calcium (mg/L)	BGWC-20	14.19	242	118	Yes	26	0	n/a	n/a	0.01	NP
Calcium (mg/L)	BGWC-22	34.58	156	146	Yes	30	0	n/a	n/a	0.01	NP
Calcium (mg/L)	BGWC-24	-71.56	-172	-139	Yes	29	0	n/a	n/a	0.01	NP
Chloride (mg/L)	BGWA-29 (bg)	-0.08551	-206	-124	Yes	27	0	n/a	n/a	0.01	NP
Chloride (mg/L)	BGWA-47D (bg)	-0.3116	-123	-74	Yes	19	0	n/a	n/a	0.01	NP
Chloride (mg/L)	BGWC-9	-3.112	-175	-118	Yes	26	0	n/a	n/a	0.01	NP
Chloride (mg/L)	BGWC-10	1.058	235	118	Yes	26	0	n/a	n/a	0.01	NP
Chloride (mg/L)	BGWC-12	-3.629	-302	-118	Yes	26	0	n/a	n/a	0.01	NP
Chloride (mg/L)	BGWC-16	-3.278	-258	-118	Yes	26	0	n/a	n/a	0.01	NP
Chloride (mg/L)	BGWC-24	-177.2	-238	-139	Yes	29	0	n/a	n/a	0.01	NP
Chloride (mg/L)	BGWC-25	0.7415	185	118	Yes	26	0	n/a	n/a	0.01	NP
Chloride (mg/L)	BGWC-30	-88.92	-266	-139	Yes	29	0	n/a	n/a	0.01	NP
Chloride (mg/L)	BGWC-51	-147.2	-66	-43	Yes	13	0	n/a	n/a	0.01	NP
Chloride (mg/L)	BGWC-52	-83.9	-54	-43	Yes	13	0	n/a	n/a	0.01	NP
pH, Field (SU)	BGWA-2 (bg)	-0.04321	-237	-152	Yes	31	0	n/a	n/a	0.01	NP
pH, Field (SU)	BGWA-47D (bg)	-0.0605	-91	-81	Yes	20	0	n/a	n/a	0.01	NP
pH, Field (SU)	BGWC-16	-0.07132	-327	-146	Yes	30	0	n/a	n/a	0.01	NP
Sulfate (mg/L)	BGWA-2 (bg)	1.102	268	124	Yes	27	0	n/a	n/a	0.01	NP
Sulfate (mg/L)	BGWA-29 (bg)	-0.3887	-152	-124	Yes	27	0	n/a	n/a	0.01	NP
Sulfate (mg/L)	BGWC-7	-35.12	-228	-118	Yes	26	0	n/a	n/a	0.01	NP
Sulfate (mg/L)	BGWC-9	-3.797	-148	-118	Yes	26	0	n/a	n/a	0.01	NP
Sulfate (mg/L)	BGWC-10	-1.627	-158	-118	Yes	26	0	n/a	n/a	0.01	NP
Sulfate (mg/L)	BGWC-12	31.52	254	118	Yes	26	0	n/a	n/a	0.01	NP
Sulfate (mg/L)	BGWC-14A	39.04	86	74	Yes	19	0	n/a	n/a	0.01	NP
Sulfate (mg/L)	BGWC-16	22.75	214	118	Yes	26	0	n/a	n/a	0.01	NP
Sulfate (mg/L)	BGWC-24	-48.66	-196	-139	Yes	29	0	n/a	n/a	0.01	NP
TDS (mg/L)	BGWA-2 (bg)	7.31	192	118	Yes	26	0	n/a	n/a	0.01	NP
TDS (mg/L)	BGWC-7	-41.23	-237	-118	Yes	26	0	n/a	n/a	0.01	NP
TDS (mg/L)	BGWC-10	8.524	119	118	Yes	26	0	n/a	n/a	0.01	NP
TDS (mg/L)	BGWC-12	71.6	251	118	Yes	26	0	n/a	n/a	0.01	NP
TDS (mg/L)	BGWC-14A	66.15	96	74	Yes	19	0	n/a	n/a	0.01	NP
TDS (mg/L)	BGWC-16	40.5	195	118	Yes	26	0	n/a	n/a	0.01	NP
TDS (mg/L)	BGWC-20	38.85	186	118	Yes	26	0	n/a	n/a	0.01	NP
TDS (mg/L)	BGWC-24	-351.2	-167	-124	Yes	27	0	n/a	n/a	0.01	NP

Appendix III Trend Tests - Prediction Limit Exceedances - All Results

Plant Bowen Client: Southern Company Data: Bowen AP-1 Printed 4/13/2026, 3:19 PM

Constituent	Well	Slope	Calc.	Critical	Sig.	N	%NDs	Normality	Xform	Alpha	Method
Boron (mg/L)	BGWA-2 (bg)	0.0003394	45	124	No	27	11.11	n/a	n/a	0.01	NP
Boron (mg/L)	BGWA-29 (bg)	0	27	124	No	27	59.26	n/a	n/a	0.01	NP
Boron (mg/L)	BGWA-47D (bg)	-0.0005998	-31	-74	No	19	0	n/a	n/a	0.01	NP
Boron (mg/L)	BGWA-48D (bg)	0	-2	-74	No	19	0	n/a	n/a	0.01	NP
Boron (mg/L)	**BGWC-7**	**-0.1492**	**-262**	**-118**	**Yes**	**26**	**0**	**n/a**	**n/a**	**0.01**	**NP**
Boron (mg/L)	**BGWC-9**	**-0.02107**	**-132**	**-118**	**Yes**	**26**	**0**	**n/a**	**n/a**	**0.01**	**NP**
Boron (mg/L)	BGWC-10	0.002396	50	118	No	26	0	n/a	n/a	0.01	NP
Boron (mg/L)	**BGWC-12**	**0.07825**	**239**	**118**	**Yes**	**26**	**0**	**n/a**	**n/a**	**0.01**	**NP**
Boron (mg/L)	**BGWC-14A**	**0.1597**	**100**	**74**	**Yes**	**19**	**0**	**n/a**	**n/a**	**0.01**	**NP**
Boron (mg/L)	BGWC-16	0.06835	109	118	No	26	0	n/a	n/a	0.01	NP
Boron (mg/L)	**BGWC-17**	**-0.04394**	**-144**	**-118**	**Yes**	**26**	**0**	**n/a**	**n/a**	**0.01**	**NP**
Boron (mg/L)	**BGWC-18**	**-0.05028**	**-205**	**-118**	**Yes**	**26**	**0**	**n/a**	**n/a**	**0.01**	**NP**
Boron (mg/L)	BGWC-19	-0.0334	-118	-118	No	26	0	n/a	n/a	0.01	NP
Boron (mg/L)	**BGWC-20**	**0.2401**	**205**	**118**	**Yes**	**26**	**0**	**n/a**	**n/a**	**0.01**	**NP**
Boron (mg/L)	**BGWC-22**	**0.9027**	**160**	**146**	**Yes**	**30**	**0**	**n/a**	**n/a**	**0.01**	**NP**
Boron (mg/L)	BGWC-23	0.5955	115	131	No	28	0	n/a	n/a	0.01	NP
Boron (mg/L)	**BGWC-24**	**-2.068**	**-161**	**-139**	**Yes**	**29**	**0**	**n/a**	**n/a**	**0.01**	**NP**
Boron (mg/L)	**BGWC-25**	**0.008755**	**193**	**118**	**Yes**	**26**	**0**	**n/a**	**n/a**	**0.01**	**NP**
Boron (mg/L)	**BGWC-30**	**-2.238**	**-240**	**-139**	**Yes**	**29**	**0**	**n/a**	**n/a**	**0.01**	**NP**
Boron (mg/L)	**BGWC-51**	**-4.73**	**-71**	**-43**	**Yes**	**13**	**0**	**n/a**	**n/a**	**0.01**	**NP**
Boron (mg/L)	**BGWC-52**	**-1.776**	**-57**	**-43**	**Yes**	**13**	**0**	**n/a**	**n/a**	**0.01**	**NP**
Calcium (mg/L)	**BGWA-2 (bg)**	**2.237**	**230**	**124**	**Yes**	**27**	**0**	**n/a**	**n/a**	**0.01**	**NP**
Calcium (mg/L)	BGWA-29 (bg)	0.03539	28	124	No	27	0	n/a	n/a	0.01	NP
Calcium (mg/L)	BGWA-47D (bg)	1.389	41	74	No	19	0	n/a	n/a	0.01	NP
Calcium (mg/L)	BGWA-48D (bg)	-1.18	-17	-74	No	19	0	n/a	n/a	0.01	NP
Calcium (mg/L)	**BGWC-7**	**-3.204**	**-156**	**-118**	**Yes**	**26**	**0**	**n/a**	**n/a**	**0.01**	**NP**
Calcium (mg/L)	**BGWC-12**	**15**	**288**	**118**	**Yes**	**26**	**0**	**n/a**	**n/a**	**0.01**	**NP**
Calcium (mg/L)	**BGWC-14A**	**15.13**	**100**	**74**	**Yes**	**19**	**0**	**n/a**	**n/a**	**0.01**	**NP**
Calcium (mg/L)	**BGWC-16**	**10.41**	**215**	**118**	**Yes**	**26**	**0**	**n/a**	**n/a**	**0.01**	**NP**
Calcium (mg/L)	**BGWC-20**	**14.19**	**242**	**118**	**Yes**	**26**	**0**	**n/a**	**n/a**	**0.01**	**NP**
Calcium (mg/L)	**BGWC-22**	**34.58**	**156**	**146**	**Yes**	**30**	**0**	**n/a**	**n/a**	**0.01**	**NP**
Calcium (mg/L)	BGWC-23	25.27	76	131	No	28	0	n/a	n/a	0.01	NP
Calcium (mg/L)	**BGWC-24**	**-71.56**	**-172**	**-139**	**Yes**	**29**	**0**	**n/a**	**n/a**	**0.01**	**NP**
Chloride (mg/L)	BGWA-2 (bg)	0.08337	92	124	No	27	0	n/a	n/a	0.01	NP
Chloride (mg/L)	**BGWA-29 (bg)**	**-0.08551**	**-206**	**-124**	**Yes**	**27**	**0**	**n/a**	**n/a**	**0.01**	**NP**
Chloride (mg/L)	**BGWA-47D (bg)**	**-0.3116**	**-123**	**-74**	**Yes**	**19**	**0**	**n/a**	**n/a**	**0.01**	**NP**
Chloride (mg/L)	BGWA-48D (bg)	0.3829	35	74	No	19	0	n/a	n/a	0.01	NP
Chloride (mg/L)	**BGWC-9**	**-3.112**	**-175**	**-118**	**Yes**	**26**	**0**	**n/a**	**n/a**	**0.01**	**NP**
Chloride (mg/L)	**BGWC-10**	**1.058**	**235**	**118**	**Yes**	**26**	**0**	**n/a**	**n/a**	**0.01**	**NP**
Chloride (mg/L)	**BGWC-12**	**-3.629**	**-302**	**-118**	**Yes**	**26**	**0**	**n/a**	**n/a**	**0.01**	**NP**
Chloride (mg/L)	BGWC-14A	0.02655	3	74	No	19	0	n/a	n/a	0.01	NP
Chloride (mg/L)	**BGWC-16**	**-3.278**	**-258**	**-118**	**Yes**	**26**	**0**	**n/a**	**n/a**	**0.01**	**NP**
Chloride (mg/L)	BGWC-17	-0.0132	-5	-118	No	26	0	n/a	n/a	0.01	NP
Chloride (mg/L)	BGWC-20	0.2	30	118	No	26	0	n/a	n/a	0.01	NP
Chloride (mg/L)	BGWC-22	22.9	78	146	No	30	0	n/a	n/a	0.01	NP
Chloride (mg/L)	BGWC-23	11.2	42	131	No	28	0	n/a	n/a	0.01	NP
Chloride (mg/L)	**BGWC-24**	**-177.2**	**-238**	**-139**	**Yes**	**29**	**0**	**n/a**	**n/a**	**0.01**	**NP**
Chloride (mg/L)	**BGWC-25**	**0.7415**	**185**	**118**	**Yes**	**26**	**0**	**n/a**	**n/a**	**0.01**	**NP**
Chloride (mg/L)	**BGWC-30**	**-88.92**	**-266**	**-139**	**Yes**	**29**	**0**	**n/a**	**n/a**	**0.01**	**NP**
Chloride (mg/L)	**BGWC-51**	**-147.2**	**-66**	**-43**	**Yes**	**13**	**0**	**n/a**	**n/a**	**0.01**	**NP**
Chloride (mg/L)	**BGWC-52**	**-83.9**	**-54**	**-43**	**Yes**	**13**	**0**	**n/a**	**n/a**	**0.01**	**NP**
pH, Field (SU)	**BGWA-2 (bg)**	**-0.04321**	**-237**	**-152**	**Yes**	**31**	**0**	**n/a**	**n/a**	**0.01**	**NP**
pH, Field (SU)	BGWA-29 (bg)	-0.01021	-51	-146	No	30	0	n/a	n/a	0.01	NP
pH, Field (SU)	**BGWA-47D (bg)**	**-0.0605**	**-91**	**-81**	**Yes**	**20**	**0**	**n/a**	**n/a**	**0.01**	**NP**
pH, Field (SU)	BGWA-48D (bg)	0.003526	6	81	No	20	0	n/a	n/a	0.01	NP
pH, Field (SU)	**BGWC-16**	**-0.07132**	**-327**	**-146**	**Yes**	**30**	**0**	**n/a**	**n/a**	**0.01**	**NP**
pH, Field (SU)	BGWC-18	-0.05254	-126	-146	No	30	0	n/a	n/a	0.01	NP
Sulfate (mg/L)	**BGWA-2 (bg)**	**1.102**	**268**	**124**	**Yes**	**27**	**0**	**n/a**	**n/a**	**0.01**	**NP**
Sulfate (mg/L)	**BGWA-29 (bg)**	**-0.3887**	**-152**	**-124**	**Yes**	**27**	**0**	**n/a**	**n/a**	**0.01**	**NP**
Sulfate (mg/L)	BGWA-47D (bg)	-0.6636	-20	-74	No	19	0	n/a	n/a	0.01	NP
Sulfate (mg/L)	BGWA-48D (bg)	3.716	33	74	No	19	0	n/a	n/a	0.01	NP
Sulfate (mg/L)	**BGWC-7**	**-35.12**	**-228**	**-118**	**Yes**	**26**	**0**	**n/a**	**n/a**	**0.01**	**NP**
Sulfate (mg/L)	**BGWC-9**	**-3.797**	**-148**	**-118**	**Yes**	**26**	**0**	**n/a**	**n/a**	**0.01**	**NP**
Sulfate (mg/L)	**BGWC-10**	**-1.627**	**-158**	**-118**	**Yes**	**26**	**0**	**n/a**	**n/a**	**0.01**	**NP**
Sulfate (mg/L)	**BGWC-12**	**31.52**	**254**	**118**	**Yes**	**26**	**0**	**n/a**	**n/a**	**0.01**	**NP**

Appendix III Trend Tests - Prediction Limit Exceedances - All Results

Plant Bowen Client: Southern Company Data: Bowen AP-1 Printed 4/13/2026, 3:19 PM

Constituent	Well	Slope	Calc.	Critical	Sig.	N	%NDs	Normality	Xform	Alpha	Method
Sulfate (mg/L)	**BGWC-14A**	**39.04**	**86**	**74**	**Yes**	**19**	**0**	**n/a**	**n/a**	**0.01**	**NP**
Sulfate (mg/L)	**BGWC-16**	**22.75**	**214**	**118**	**Yes**	**26**	**0**	**n/a**	**n/a**	**0.01**	**NP**
Sulfate (mg/L)	BGWC-17	0	10	118	No	26	0	n/a	n/a	0.01	NP
Sulfate (mg/L)	BGWC-20	4.66	77	118	No	26	0	n/a	n/a	0.01	NP
Sulfate (mg/L)	BGWC-22	-24.08	-95	-146	No	30	0	n/a	n/a	0.01	NP
Sulfate (mg/L)	BGWC-23	-17.68	-59	-131	No	28	0	n/a	n/a	0.01	NP
Sulfate (mg/L)	**BGWC-24**	**-48.66**	**-196**	**-139**	**Yes**	**29**	**0**	**n/a**	**n/a**	**0.01**	**NP**
Sulfate (mg/L)	BGWC-52	-43.05	-28	-43	No	13	0	n/a	n/a	0.01	NP
TDS (mg/L)	**BGWA-2 (bg)**	**7.31**	**192**	**118**	**Yes**	**26**	**0**	**n/a**	**n/a**	**0.01**	**NP**
TDS (mg/L)	BGWA-29 (bg)	-1.181	-64	-118	No	26	0	n/a	n/a	0.01	NP
TDS (mg/L)	BGWA-47D (bg)	1.104	21	74	No	19	0	n/a	n/a	0.01	NP
TDS (mg/L)	BGWA-48D (bg)	9.644	59	74	No	19	0	n/a	n/a	0.01	NP
TDS (mg/L)	**BGWC-7**	**-41.23**	**-237**	**-118**	**Yes**	**26**	**0**	**n/a**	**n/a**	**0.01**	**NP**
TDS (mg/L)	**BGWC-10**	**8.524**	**119**	**118**	**Yes**	**26**	**0**	**n/a**	**n/a**	**0.01**	**NP**
TDS (mg/L)	**BGWC-12**	**71.6**	**251**	**118**	**Yes**	**26**	**0**	**n/a**	**n/a**	**0.01**	**NP**
TDS (mg/L)	**BGWC-14A**	**66.15**	**96**	**74**	**Yes**	**19**	**0**	**n/a**	**n/a**	**0.01**	**NP**
TDS (mg/L)	**BGWC-16**	**40.5**	**195**	**118**	**Yes**	**26**	**0**	**n/a**	**n/a**	**0.01**	**NP**
TDS (mg/L)	BGWC-17	6.014	85	118	No	26	0	n/a	n/a	0.01	NP
TDS (mg/L)	**BGWC-20**	**38.85**	**186**	**118**	**Yes**	**26**	**0**	**n/a**	**n/a**	**0.01**	**NP**
TDS (mg/L)	BGWC-22	63.85	61	124	No	27	0	n/a	n/a	0.01	NP
TDS (mg/L)	BGWC-23	65.77	37	118	No	26	0	n/a	n/a	0.01	NP
TDS (mg/L)	**BGWC-24**	**-351.2**	**-167**	**-124**	**Yes**	**27**	**0**	**n/a**	**n/a**	**0.01**	**NP**

Sanitas™ v.10.1.06 Software licensed to Groundwater Stats Consulting. UG
Hollow symbols indicate censored values.

Sen's Slope Estimator

BGWA-2 (bg)

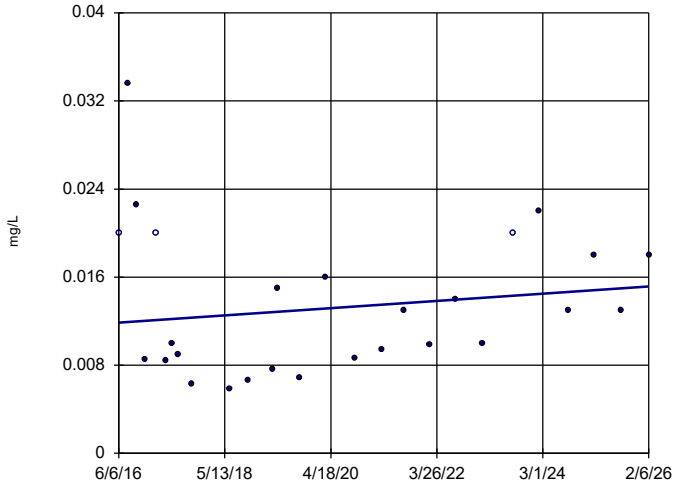

n = 27

Slope = 0.0003394 units per year.

Mann-Kendall statistic = 45 critical = 124

Trend not significant at 99% confidence level (α = 0.005 per tail).

Constituent: Boron Analysis Run 4/13/2026 3:15 PM View: Appendix III Trend Tests
Plant Bowen Client: Southern Company Data: Bowen AP-1

Sanitas™ v.10.1.06 Software licensed to Groundwater Stats Consulting. UG
Hollow symbols indicate censored values.

Sen's Slope Estimator

BGWA-29 (bg)

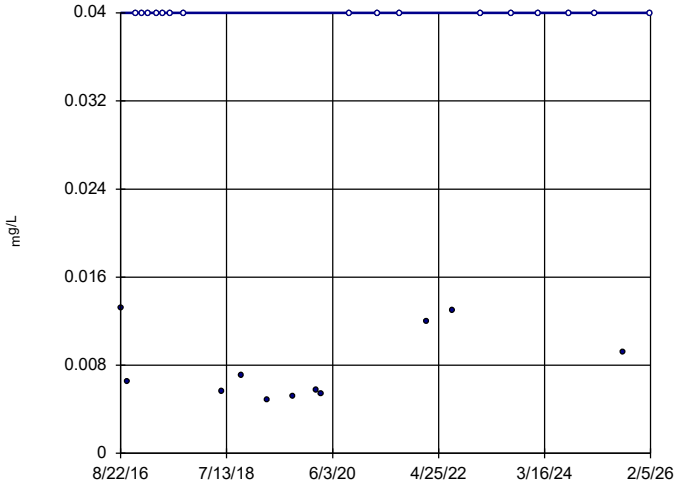

n = 27

Slope = 0 units per year.

Mann-Kendall statistic = 27 critical = 124

Trend not significant at 99% confidence level (α = 0.005 per tail).

Constituent: Boron Analysis Run 4/13/2026 3:15 PM View: Appendix III Trend Tests
Plant Bowen Client: Southern Company Data: Bowen AP-1

Sanitas™ v.10.1.06 Software licensed to Groundwater Stats Consulting. UG

Sen's Slope Estimator

BGWA-47D (bg)

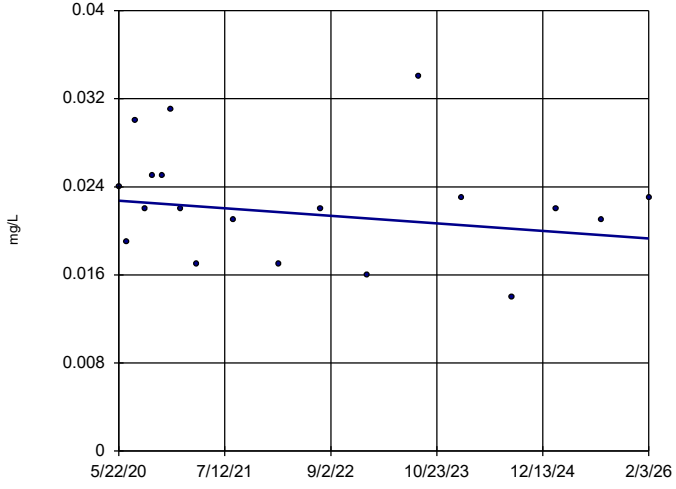

n = 19

Slope = -0.0005998 units per year.

Mann-Kendall statistic = -31 critical = -74

Trend not significant at 99% confidence level (α = 0.005 per tail).

Constituent: Boron Analysis Run 4/13/2026 3:15 PM View: Appendix III Trend Tests
Plant Bowen Client: Southern Company Data: Bowen AP-1

Sanitas™ v.10.1.06 Software licensed to Groundwater Stats Consulting. UG

Sen's Slope Estimator

BGWA-48D (bg)

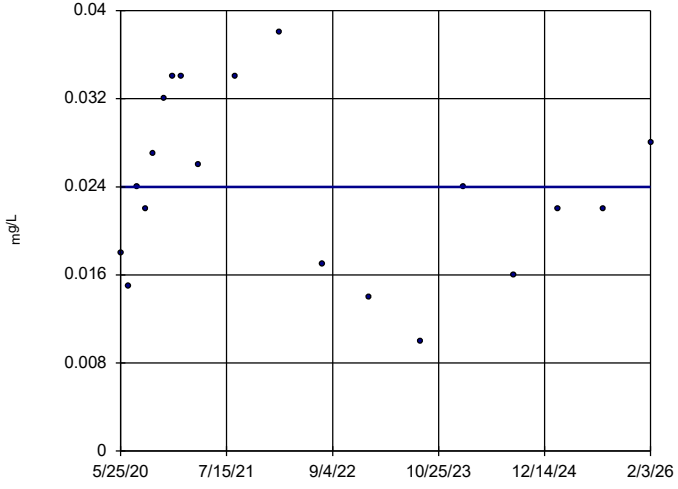

n = 19

Slope = 0 units per year.

Mann-Kendall statistic = -2 critical = -74

Trend not significant at 99% confidence level (α = 0.005 per tail).

Constituent: Boron Analysis Run 4/13/2026 3:15 PM View: Appendix III Trend Tests
Plant Bowen Client: Southern Company Data: Bowen AP-1

Sanitas™ v.10.1.06 Software licensed to Groundwater Stats Consulting. UG

Sen's Slope Estimator

BGWC-7

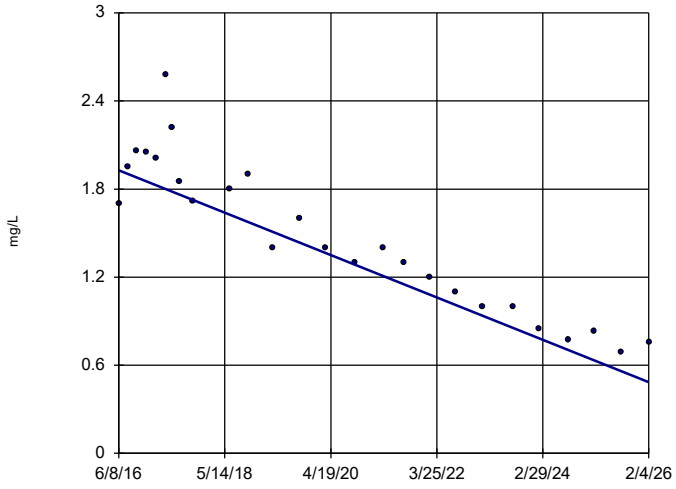

n = 26

Slope = -0.1492 units per year.

Mann-Kendall statistic = -262 critical = -118

Decreasing trend significant at 99% confidence level (α = 0.005 per tail).

Constituent: Boron Analysis Run 4/13/2026 3:16 PM View: Appendix III Trend Tests

Plant Bowen Client: Southern Company Data: Bowen AP-1

Sanitas™ v.10.1.06 Software licensed to Groundwater Stats Consulting. UG

Sen's Slope Estimator

BGWC-9

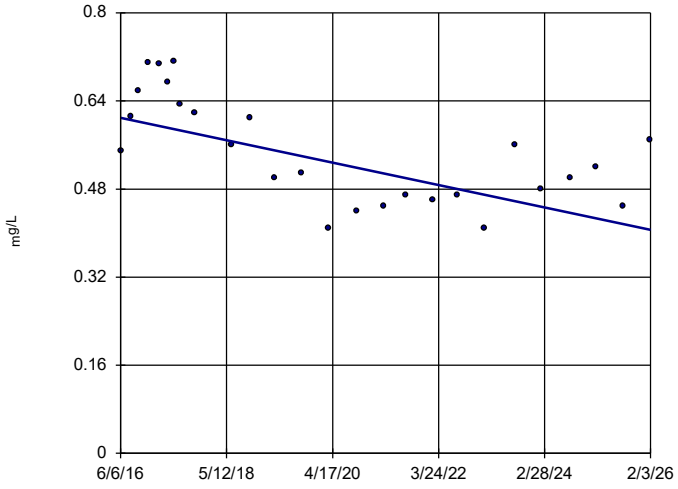

n = 26

Slope = -0.02107 units per year.

Mann-Kendall statistic = -132 critical = -118

Decreasing trend significant at 99% confidence level (α = 0.005 per tail).

Constituent: Boron Analysis Run 4/13/2026 3:16 PM View: Appendix III Trend Tests

Plant Bowen Client: Southern Company Data: Bowen AP-1

Sanitas™ v.10.1.06 Software licensed to Groundwater Stats Consulting. UG

Sen's Slope Estimator

BGWC-10

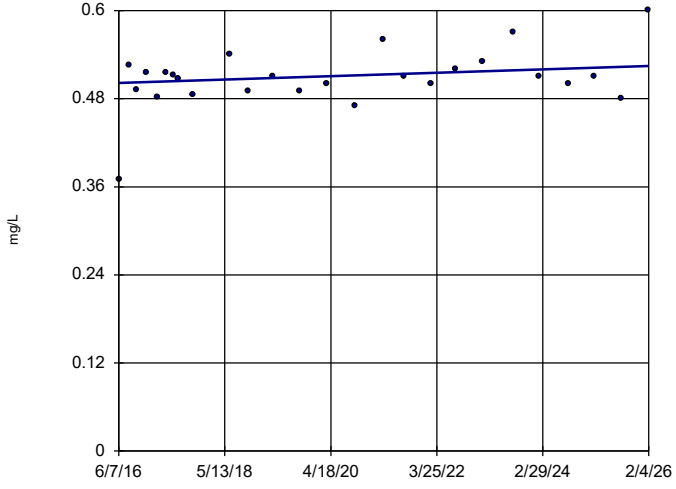

n = 26

Slope = 0.002396 units per year.

Mann-Kendall statistic = 50 critical = 118

Trend not significant at 99% confidence level (α = 0.005 per tail).

Constituent: Boron Analysis Run 4/13/2026 3:16 PM View: Appendix III Trend Tests

Plant Bowen Client: Southern Company Data: Bowen AP-1

Sanitas™ v.10.1.06 Software licensed to Groundwater Stats Consulting. UG

Sen's Slope Estimator

BGWC-12

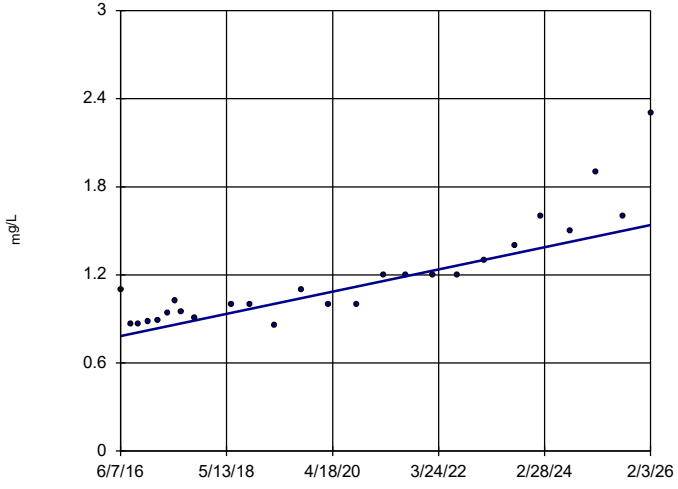

n = 26

Slope = 0.07825 units per year.

Mann-Kendall statistic = 239 critical = 118

Increasing trend significant at 99% confidence level (α = 0.005 per tail).

Constituent: Boron Analysis Run 4/13/2026 3:16 PM View: Appendix III Trend Tests

Plant Bowen Client: Southern Company Data: Bowen AP-1

Sanitas™ v.10.1.06 Software licensed to Groundwater Stats Consulting. UG

Sen's Slope Estimator

BGWC-14A

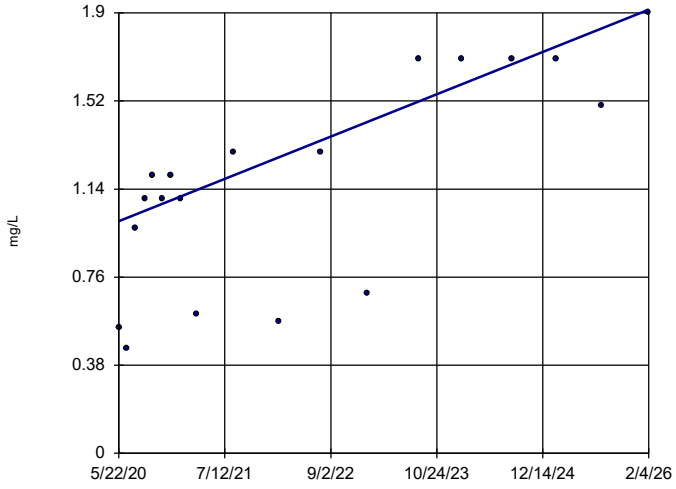

n = 19

Slope = 0.1597 units per year.

Mann-Kendall statistic = 100 critical = 74

Increasing trend significant at 99% confidence level (α = 0.005 per tail).

Constituent: Boron Analysis Run 4/13/2026 3:16 PM View: Appendix III Trend Tests

Plant Bowen Client: Southern Company Data: Bowen AP-1

Sanitas™ v.10.1.06 Software licensed to Groundwater Stats Consulting. UG

Sen's Slope Estimator

BGWC-16

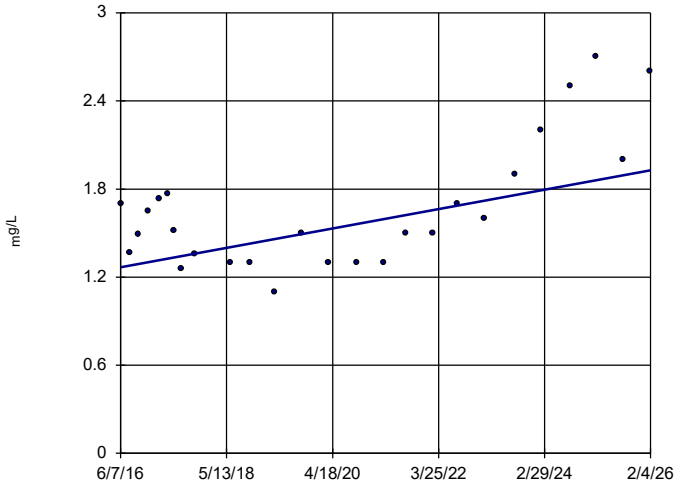

n = 26

Slope = 0.06835 units per year.

Mann-Kendall statistic = 109 critical = 118

Trend not significant at 99% confidence level (α = 0.005 per tail).

Constituent: Boron Analysis Run 4/13/2026 3:16 PM View: Appendix III Trend Tests

Plant Bowen Client: Southern Company Data: Bowen AP-1

Sanitas™ v.10.1.06 Software licensed to Groundwater Stats Consulting. UG

Sen's Slope Estimator

BGWC-17

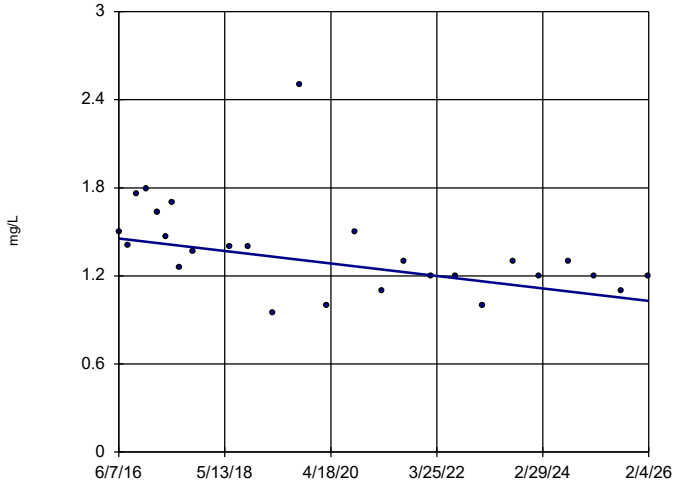

n = 26

Slope = -0.04394 units per year.

Mann-Kendall statistic = -144 critical = -118

Decreasing trend significant at 99% confidence level (α = 0.005 per tail).

Constituent: Boron Analysis Run 4/13/2026 3:16 PM View: Appendix III Trend Tests

Plant Bowen Client: Southern Company Data: Bowen AP-1

Sanitas™ v.10.1.06 Software licensed to Groundwater Stats Consulting. UG

Sen's Slope Estimator

BGWC-18

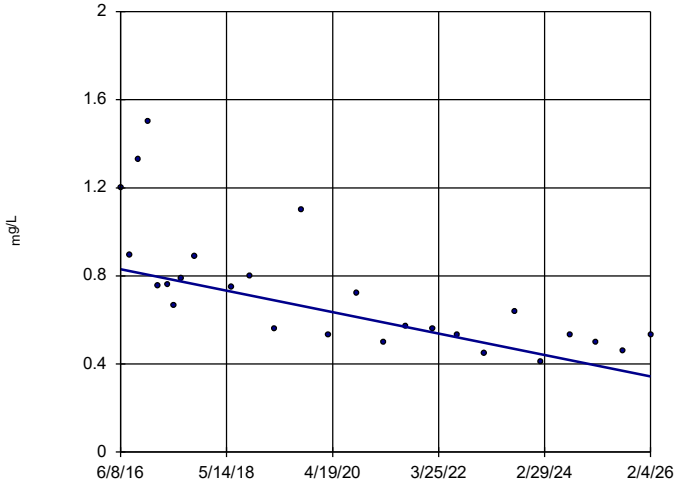

n = 26

Slope = -0.05028 units per year.

Mann-Kendall statistic = -205 critical = -118

Decreasing trend significant at 99% confidence level (α = 0.005 per tail).

Constituent: Boron Analysis Run 4/13/2026 3:16 PM View: Appendix III Trend Tests

Plant Bowen Client: Southern Company Data: Bowen AP-1

Sanitas™ v.10.1.06 Software licensed to Groundwater Stats Consulting. UG

Sen's Slope Estimator

BGWC-19

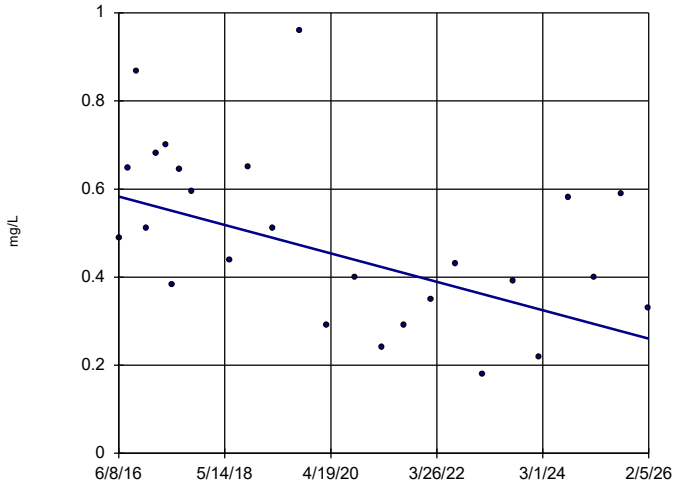

n = 26

Slope = -0.0334 units per year.

Mann-Kendall statistic = -118 critical = -118

Trend not significant at 99% confidence level (α = 0.005 per tail).

Constituent: Boron Analysis Run 4/13/2026 3:16 PM View: Appendix III Trend Tests

Plant Bowen Client: Southern Company Data: Bowen AP-1

Sanitas™ v.10.1.06 Software licensed to Groundwater Stats Consulting. UG

Sen's Slope Estimator

BGWC-20

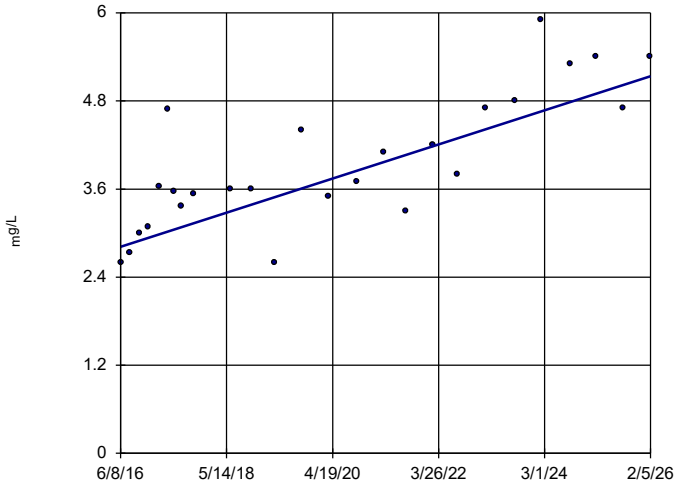

n = 26

Slope = 0.2401 units per year.

Mann-Kendall statistic = 205 critical = 118

Increasing trend significant at 99% confidence level (α = 0.005 per tail).

Constituent: Boron Analysis Run 4/13/2026 3:16 PM View: Appendix III Trend Tests

Plant Bowen Client: Southern Company Data: Bowen AP-1

Sanitas™ v.10.1.06 Software licensed to Groundwater Stats Consulting. UG

Sen's Slope Estimator

BGWC-22

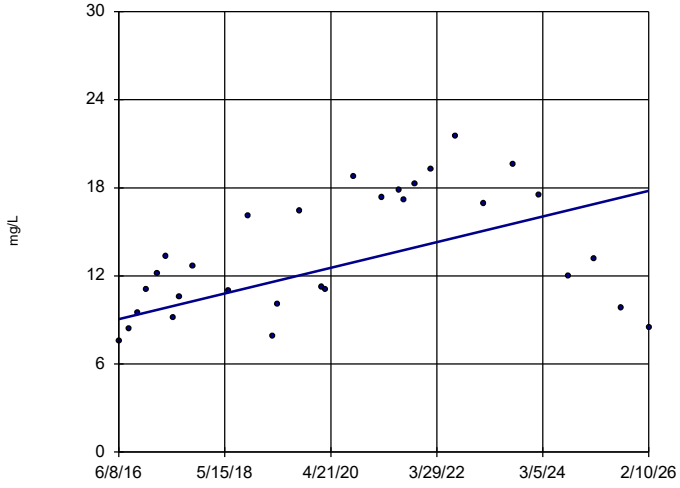

n = 30

Slope = 0.9027 units per year.

Mann-Kendall statistic = 160 critical = 146

Increasing trend significant at 99% confidence level (α = 0.005 per tail).

Constituent: Boron Analysis Run 4/13/2026 3:16 PM View: Appendix III Trend Tests

Plant Bowen Client: Southern Company Data: Bowen AP-1

Sanitas™ v.10.1.06 Software licensed to Groundwater Stats Consulting. UG

Sen's Slope Estimator

BGWC-23

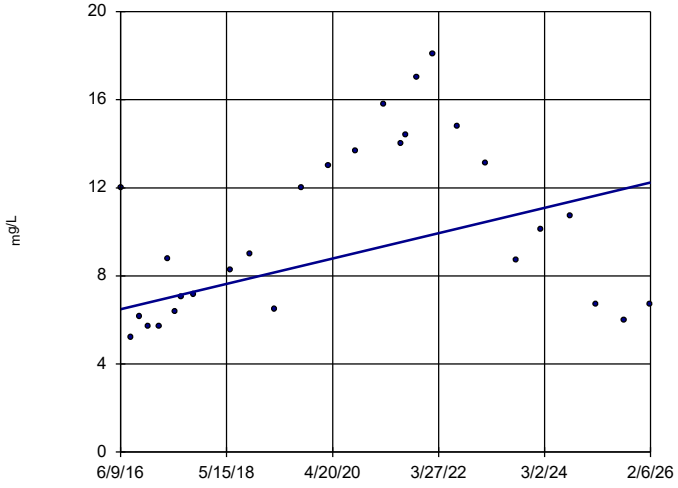

n = 28

Slope = 0.5955 units per year.

Mann-Kendall statistic = 115 critical = 131

Trend not significant at 99% confidence level (α = 0.005 per tail).

Constituent: Boron Analysis Run 4/13/2026 3:16 PM View: Appendix III Trend Tests

Plant Bowen Client: Southern Company Data: Bowen AP-1

Sanitas™ v.10.1.06 Software licensed to Groundwater Stats Consulting. UG

Sen's Slope Estimator

BGWC-24

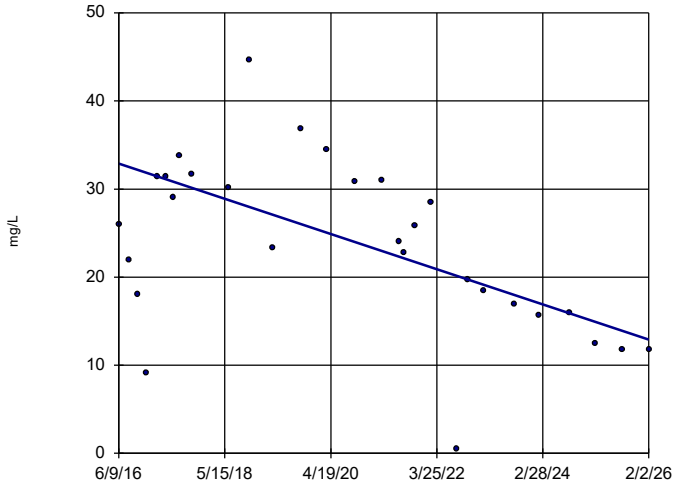

n = 29

Slope = -2.068 units per year.

Mann-Kendall statistic = -161 critical = -139

Decreasing trend significant at 99% confidence level (α = 0.005 per tail).

Constituent: Boron Analysis Run 4/13/2026 3:16 PM View: Appendix III Trend Tests

Plant Bowen Client: Southern Company Data: Bowen AP-1

Sanitas™ v.10.1.06 Software licensed to Groundwater Stats Consulting. UG

Sen's Slope Estimator

BGWC-25

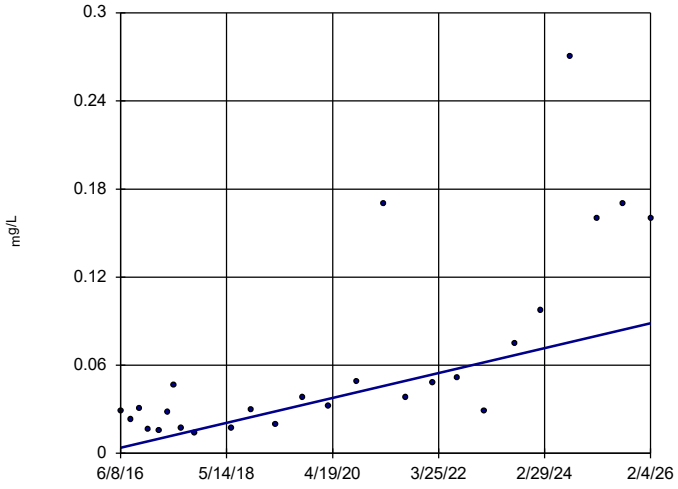

n = 26

Slope = 0.008755 units per year.

Mann-Kendall statistic = 193 critical = 118

Increasing trend significant at 99% confidence level (α = 0.005 per tail).

Constituent: Boron Analysis Run 4/13/2026 3:16 PM View: Appendix III Trend Tests

Plant Bowen Client: Southern Company Data: Bowen AP-1

Sanitas™ v.10.1.06 Software licensed to Groundwater Stats Consulting. UG

Sen's Slope Estimator

BGWC-30

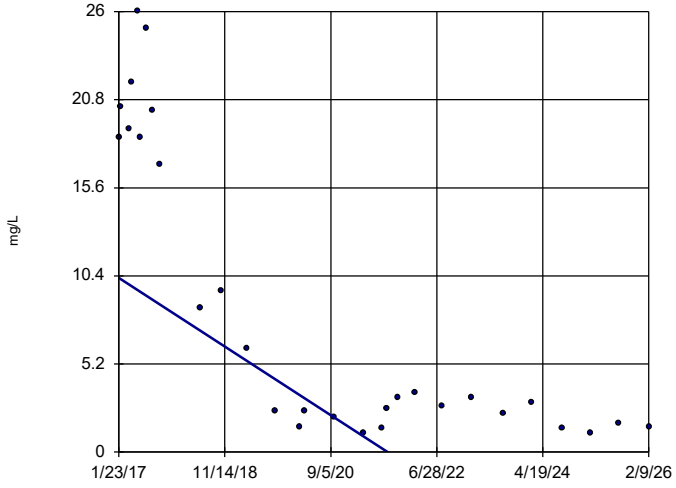

n = 29

Slope = -2.238 units per year.

Mann-Kendall statistic = -240 critical = -139

Decreasing trend significant at 99% confidence level (α = 0.005 per tail).

Constituent: Boron Analysis Run 4/13/2026 3:16 PM View: Appendix III Trend Tests

Plant Bowen Client: Southern Company Data: Bowen AP-1

Sanitas™ v.10.1.06 Software licensed to Groundwater Stats Consulting. UG

Sen's Slope Estimator

BGWC-51

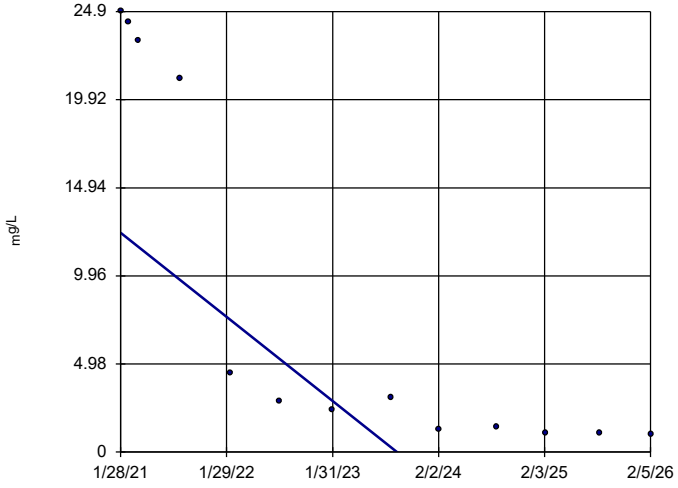

n = 13

Slope = -4.73 units per year.

Mann-Kendall statistic = -71 critical = -43

Decreasing trend significant at 99% confidence level (α = 0.005 per tail).

Constituent: Boron Analysis Run 4/13/2026 3:16 PM View: Appendix III Trend Tests

Plant Bowen Client: Southern Company Data: Bowen AP-1

Sanitas™ v.10.1.06 Software licensed to Groundwater Stats Consulting. UG

Sen's Slope Estimator

BGWC-52

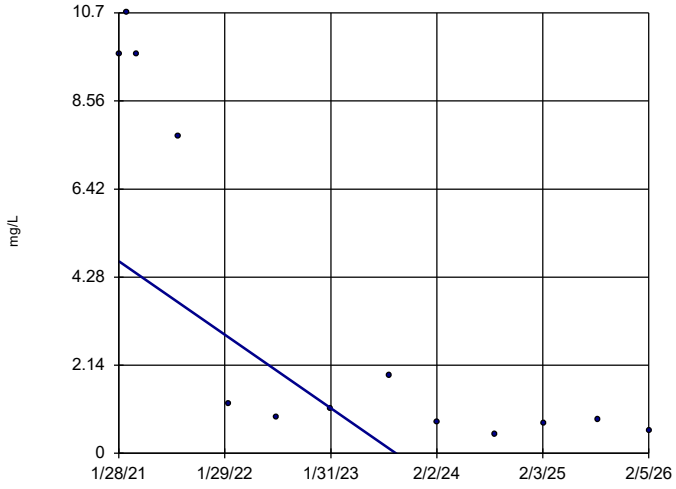

n = 13

Slope = -1.776 units per year.

Mann-Kendall statistic = -57 critical = -43

Decreasing trend significant at 99% confidence level (α = 0.005 per tail).

Constituent: Boron Analysis Run 4/13/2026 3:16 PM View: Appendix III Trend Tests

Plant Bowen Client: Southern Company Data: Bowen AP-1

Sanitas™ v.10.1.06 Software licensed to Groundwater Stats Consulting. UG

Sen's Slope Estimator

BGWA-2 (bg)

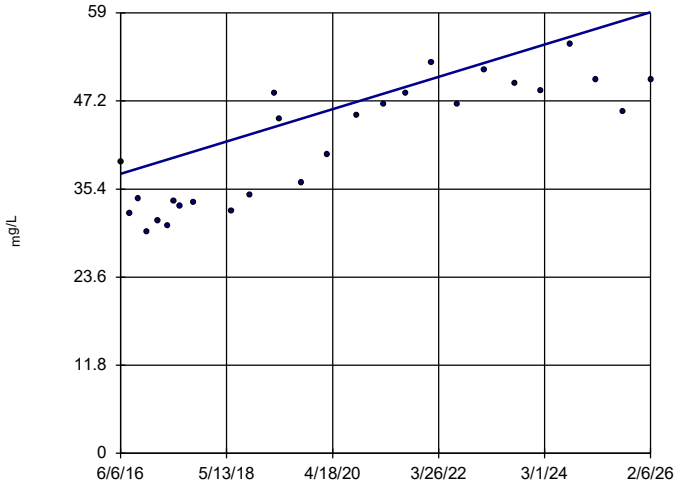

n = 27

Slope = 2.237 units per year.

Mann-Kendall statistic = 230 critical = 124

Increasing trend significant at 99% confidence level (α = 0.005 per tail).

Constituent: Calcium Analysis Run 4/13/2026 3:16 PM View: Appendix III Trend Tests

Plant Bowen Client: Southern Company Data: Bowen AP-1

Sanitas™ v.10.1.06 Software licensed to Groundwater Stats Consulting. UG

Sen's Slope Estimator

BGWA-29 (bg)

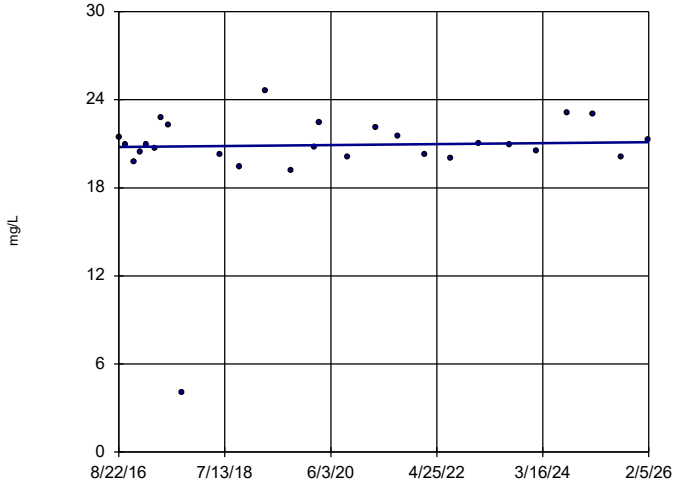

n = 27

Slope = 0.03539 units per year.

Mann-Kendall statistic = 28 critical = 124

Trend not significant at 99% confidence level (α = 0.005 per tail).

Constituent: Calcium Analysis Run 4/13/2026 3:16 PM View: Appendix III Trend Tests

Plant Bowen Client: Southern Company Data: Bowen AP-1

Sanitas™ v.10.1.06 Software licensed to Groundwater Stats Consulting. UG

Sen's Slope Estimator

BGWA-47D (bg)

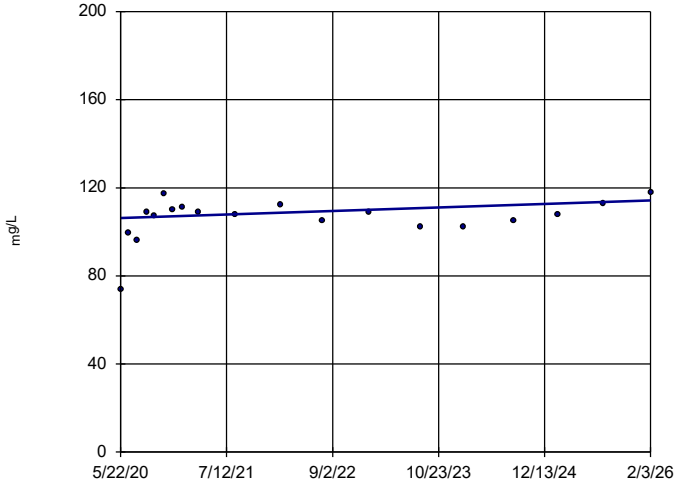

n = 19

Slope = 1.389 units per year.

Mann-Kendall statistic = 41 critical = 74

Trend not significant at 99% confidence level (α = 0.005 per tail).

Constituent: Calcium Analysis Run 4/13/2026 3:16 PM View: Appendix III Trend Tests

Plant Bowen Client: Southern Company Data: Bowen AP-1

Sanitas™ v.10.1.06 Software licensed to Groundwater Stats Consulting. UG

Sen's Slope Estimator

BGWA-48D (bg)

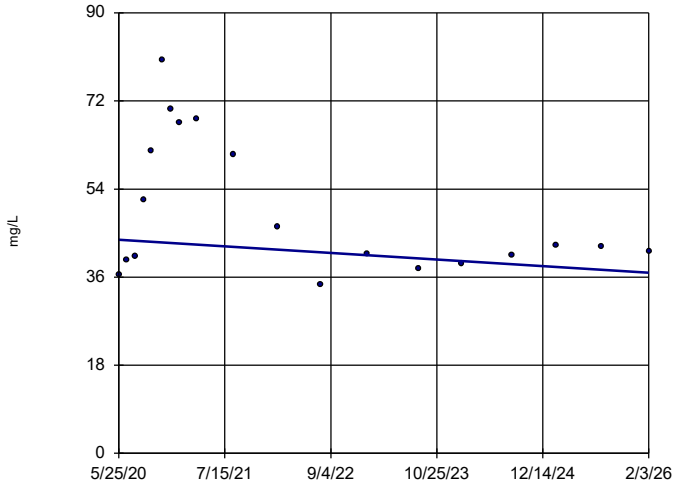

n = 19

Slope = -1.18 units per year.

Mann-Kendall statistic = -17 critical = -74

Trend not significant at 99% confidence level (α = 0.005 per tail).

Constituent: Calcium Analysis Run 4/13/2026 3:16 PM View: Appendix III Trend Tests

Plant Bowen Client: Southern Company Data: Bowen AP-1

Sanitas™ v.10.1.06 Software licensed to Groundwater Stats Consulting. UG

Sen's Slope Estimator

BGWC-7

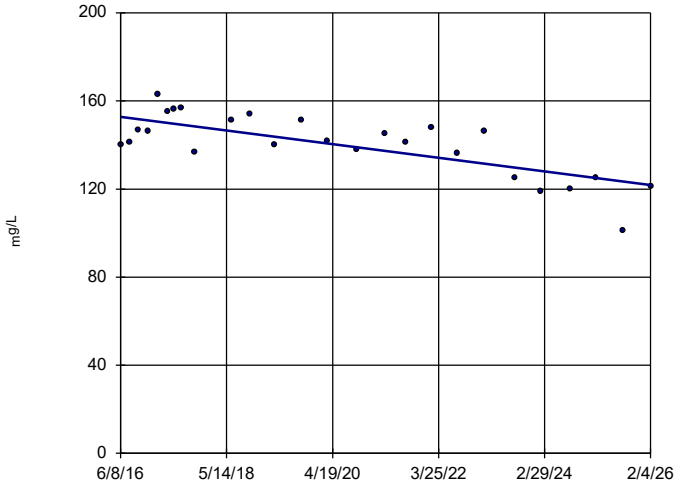

n = 26

Slope = -3.204 units per year.

Mann-Kendall statistic = -156 critical = -118

Decreasing trend significant at 99% confidence level (α = 0.005 per tail).

Constituent: Calcium Analysis Run 4/13/2026 3:16 PM View: Appendix III Trend Tests

Plant Bowen Client: Southern Company Data: Bowen AP-1

Sanitas™ v.10.1.06 Software licensed to Groundwater Stats Consulting. UG

Sen's Slope Estimator

BGWC-12

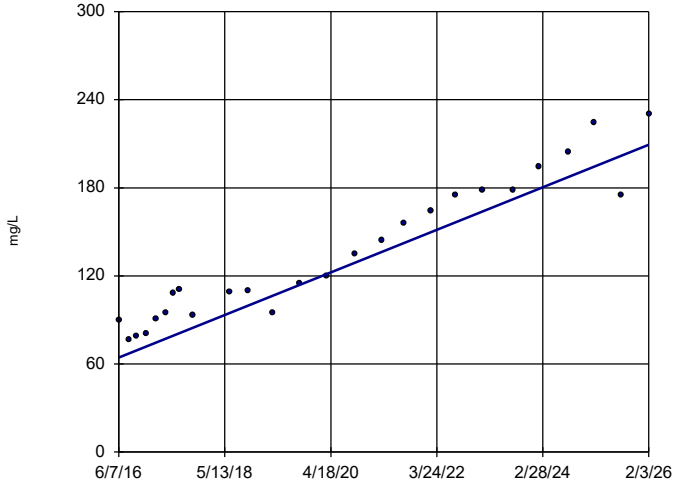

n = 26

Slope = 15 units per year.

Mann-Kendall statistic = 288 critical = 118

Increasing trend significant at 99% confidence level (α = 0.005 per tail).

Constituent: Calcium Analysis Run 4/13/2026 3:16 PM View: Appendix III Trend Tests

Plant Bowen Client: Southern Company Data: Bowen AP-1

Sanitas™ v.10.1.06 Software licensed to Groundwater Stats Consulting. UG

Sen's Slope Estimator

BGWC-14A

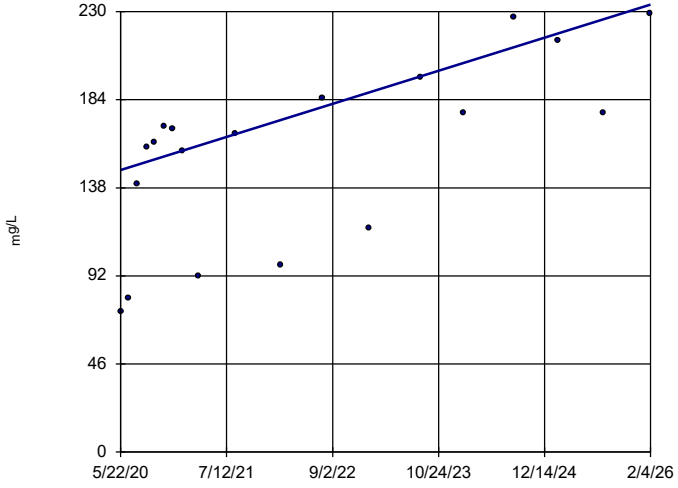

n = 19

Slope = 15.13 units per year.

Mann-Kendall statistic = 100 critical = 74

Increasing trend significant at 99% confidence level (α = 0.005 per tail).

Constituent: Calcium Analysis Run 4/13/2026 3:16 PM View: Appendix III Trend Tests

Plant Bowen Client: Southern Company Data: Bowen AP-1

Sanitas™ v.10.1.06 Software licensed to Groundwater Stats Consulting. UG

Sen's Slope Estimator

BGWC-16

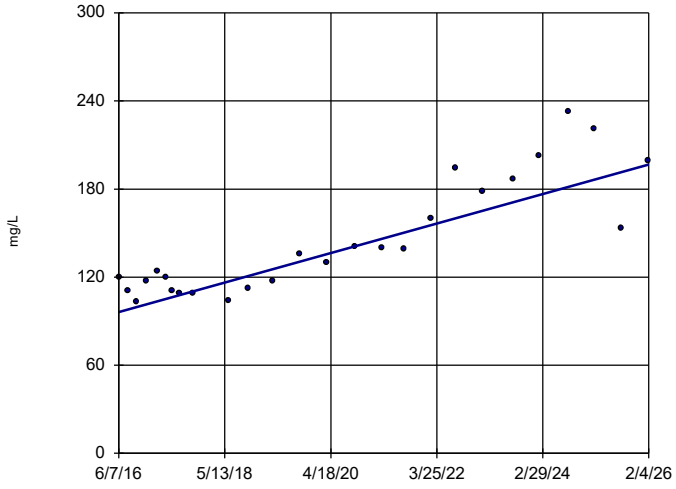

n = 26

Slope = 10.41 units per year.

Mann-Kendall statistic = 215 critical = 118

Increasing trend significant at 99% confidence level (α = 0.005 per tail).

Constituent: Calcium Analysis Run 4/13/2026 3:16 PM View: Appendix III Trend Tests

Plant Bowen Client: Southern Company Data: Bowen AP-1

Sanitas™ v.10.1.06 Software licensed to Groundwater Stats Consulting. UG

Sen's Slope Estimator

BGWC-20

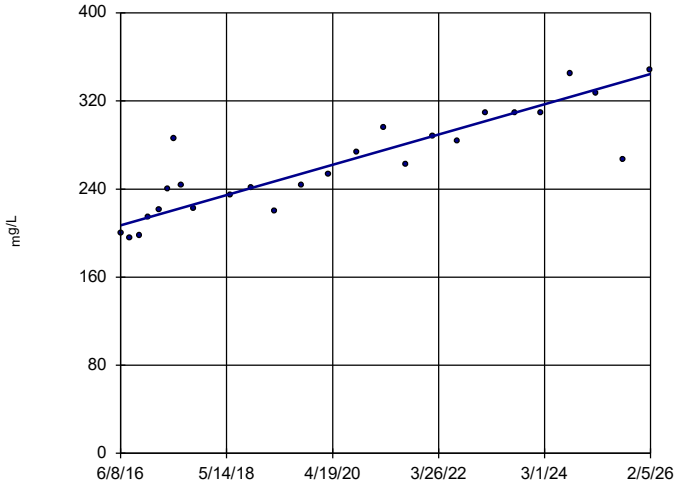

n = 26

Slope = 14.19 units per year.

Mann-Kendall statistic = 242 critical = 118

Increasing trend significant at 99% confidence level (α = 0.005 per tail).

Constituent: Calcium Analysis Run 4/13/2026 3:16 PM View: Appendix III Trend Tests

Plant Bowen Client: Southern Company Data: Bowen AP-1

Sanitas™ v.10.1.06 Software licensed to Groundwater Stats Consulting. UG

Sen's Slope Estimator

BGWC-22

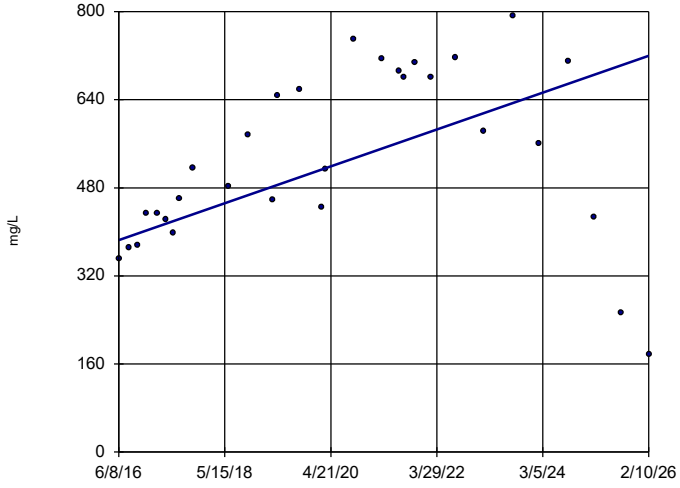

n = 30

Slope = 34.58 units per year.

Mann-Kendall statistic = 156 critical = 146

Increasing trend significant at 99% confidence level (α = 0.005 per tail).

Constituent: Calcium Analysis Run 4/13/2026 3:16 PM View: Appendix III Trend Tests

Plant Bowen Client: Southern Company Data: Bowen AP-1

Sanitas™ v.10.1.06 Software licensed to Groundwater Stats Consulting. UG

Sen's Slope Estimator

BGWC-23

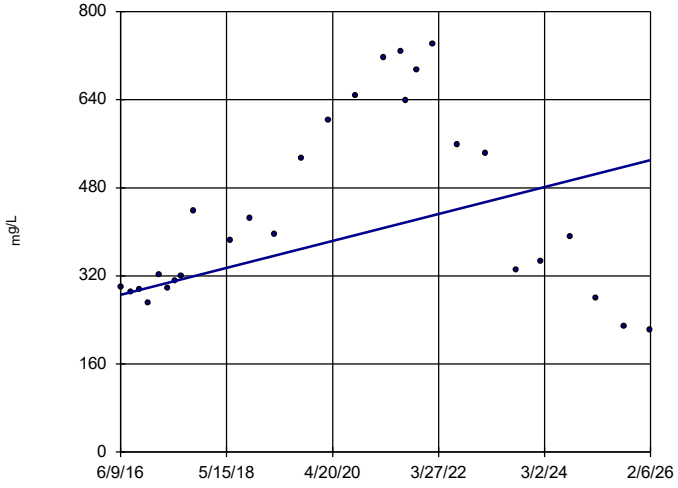

n = 28

Slope = 25.27 units per year.

Mann-Kendall statistic = 76 critical = 131

Trend not significant at 99% confidence level (α = 0.005 per tail).

Constituent: Calcium Analysis Run 4/13/2026 3:16 PM View: Appendix III Trend Tests

Plant Bowen Client: Southern Company Data: Bowen AP-1

Sanitas™ v.10.1.06 Software licensed to Groundwater Stats Consulting. UG

Sen's Slope Estimator

BGWC-24

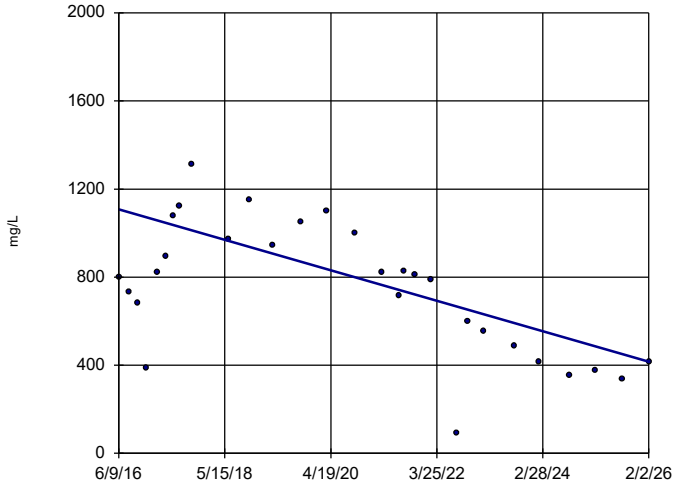

n = 29

Slope = -71.56 units per year.

Mann-Kendall statistic = -172 critical = -139

Decreasing trend significant at 99% confidence level (α = 0.005 per tail).

Constituent: Calcium Analysis Run 4/13/2026 3:16 PM View: Appendix III Trend Tests

Plant Bowen Client: Southern Company Data: Bowen AP-1

Sanitas™ v.10.1.06 Software licensed to Groundwater Stats Consulting. UG

Sen's Slope Estimator

BGWA-2 (bg)

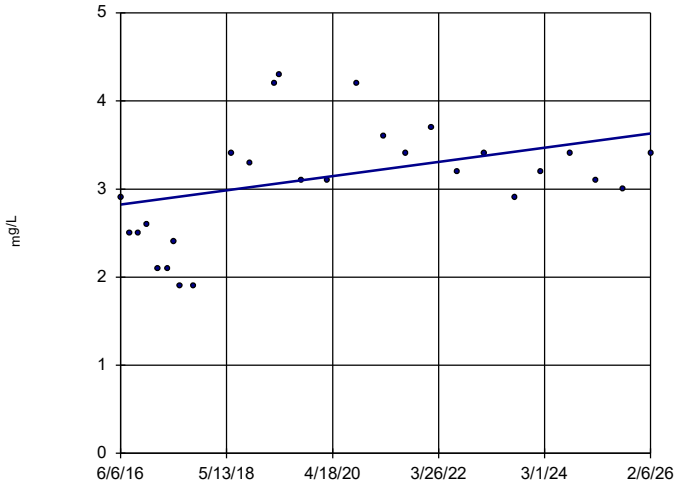

n = 27

Slope = 0.08337 units per year.

Mann-Kendall statistic = 92 critical = 124

Trend not significant at 99% confidence level (α = 0.005 per tail).

Constituent: Chloride Analysis Run 4/13/2026 3:16 PM View: Appendix III Trend Tests

Plant Bowen Client: Southern Company Data: Bowen AP-1

Sanitas™ v.10.1.06 Software licensed to Groundwater Stats Consulting. UG

Sen's Slope Estimator

BGWA-29 (bg)

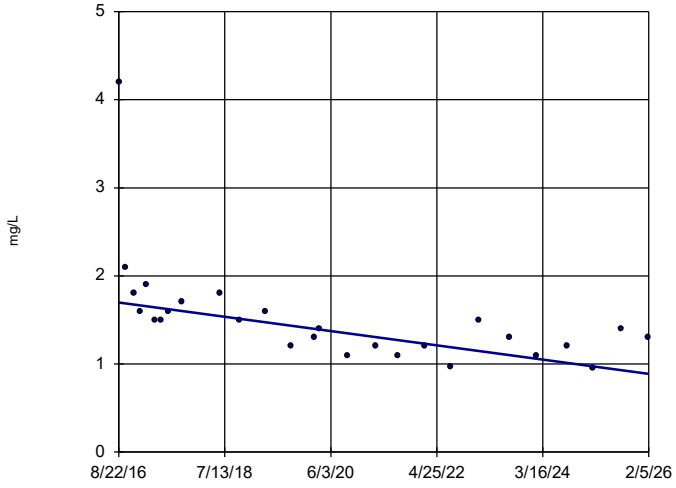

n = 27

Slope = -0.08551 units per year.

Mann-Kendall statistic = -206 critical = -124

Decreasing trend significant at 99% confidence level (α = 0.005 per tail).

Constituent: Chloride Analysis Run 4/13/2026 3:16 PM View: Appendix III Trend Tests

Plant Bowen Client: Southern Company Data: Bowen AP-1

Sanitas™ v.10.1.06 Software licensed to Groundwater Stats Consulting. UG

Sen's Slope Estimator

BGWA-47D (bg)

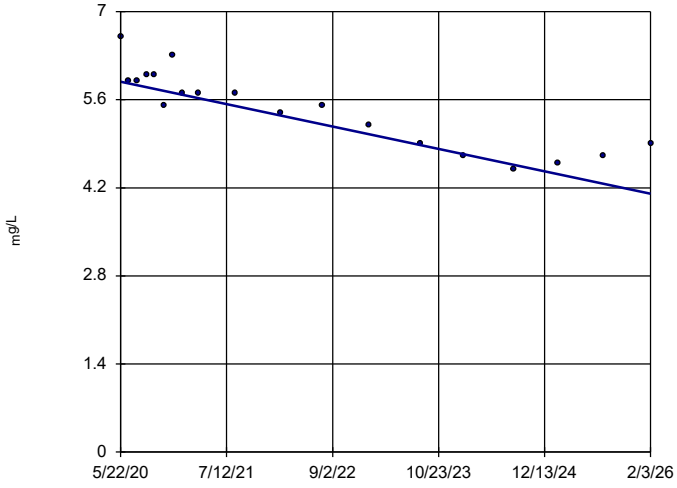

n = 19

Slope = -0.3116 units per year.

Mann-Kendall statistic = -123 critical = -74

Decreasing trend significant at 99% confidence level (α = 0.005 per tail).

Constituent: Chloride Analysis Run 4/13/2026 3:16 PM View: Appendix III Trend Tests

Plant Bowen Client: Southern Company Data: Bowen AP-1

Sanitas™ v.10.1.06 Software licensed to Groundwater Stats Consulting. UG

Sen's Slope Estimator

BGWA-48D (bg)

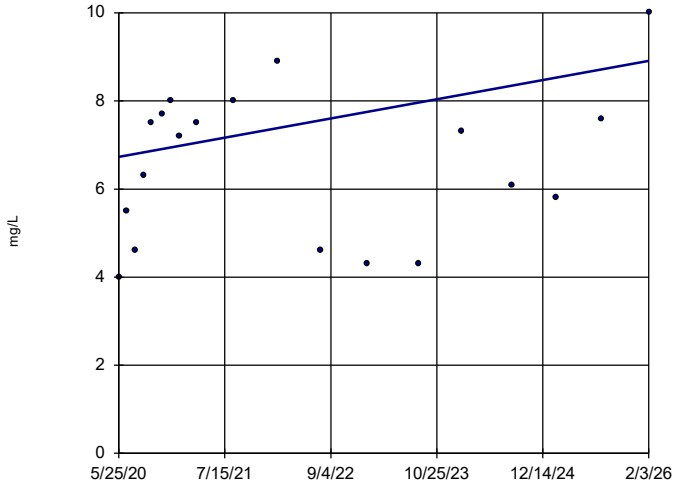

n = 19

Slope = 0.3829 units per year.

Mann-Kendall statistic = 35 critical = 74

Trend not significant at 99% confidence level (α = 0.005 per tail).

Constituent: Chloride Analysis Run 4/13/2026 3:16 PM View: Appendix III Trend Tests

Plant Bowen Client: Southern Company Data: Bowen AP-1

Sanitas™ v.10.1.06 Software licensed to Groundwater Stats Consulting. UG

Sen's Slope Estimator

BGWC-9

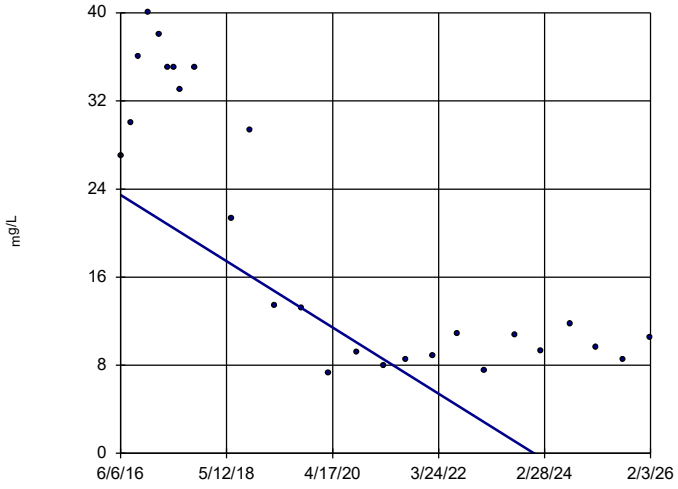

n = 26

Slope = -3.112 units per year.

Mann-Kendall statistic = -175 critical = -118

Decreasing trend significant at 99% confidence level (α = 0.005 per tail).

Constituent: Chloride Analysis Run 4/13/2026 3:16 PM View: Appendix III Trend Tests

Plant Bowen Client: Southern Company Data: Bowen AP-1

Sanitas™ v.10.1.06 Software licensed to Groundwater Stats Consulting. UG

Sen's Slope Estimator

BGWC-10

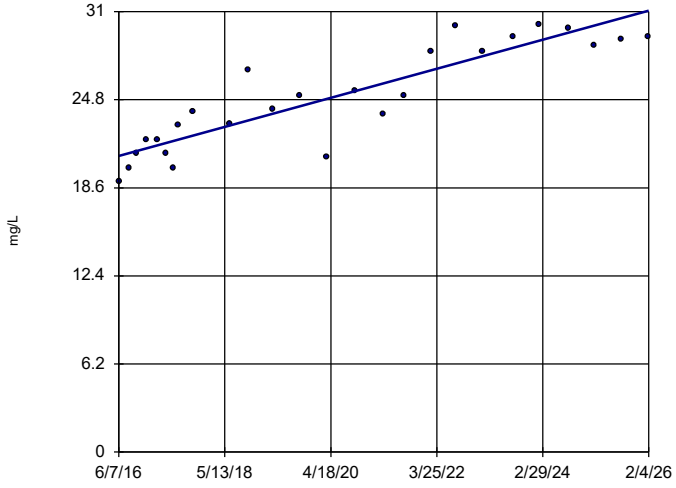

n = 26

Slope = 1.058 units per year.

Mann-Kendall statistic = 235 critical = 118

Increasing trend significant at 99% confidence level (α = 0.005 per tail).

Constituent: Chloride Analysis Run 4/13/2026 3:16 PM View: Appendix III Trend Tests

Plant Bowen Client: Southern Company Data: Bowen AP-1

Sanitas™ v.10.1.06 Software licensed to Groundwater Stats Consulting. UG

Sen's Slope Estimator

BGWC-12

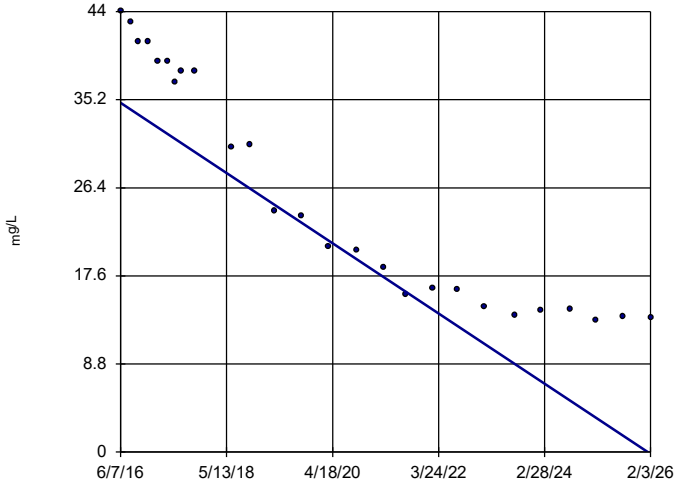

n = 26

Slope = -3.629 units per year.

Mann-Kendall statistic = -302 critical = -118

Decreasing trend significant at 99% confidence level (α = 0.005 per tail).

Constituent: Chloride Analysis Run 4/13/2026 3:16 PM View: Appendix III Trend Tests

Plant Bowen Client: Southern Company Data: Bowen AP-1

Sanitas™ v.10.1.06 Software licensed to Groundwater Stats Consulting. UG

Sen's Slope Estimator

BGWC-14A

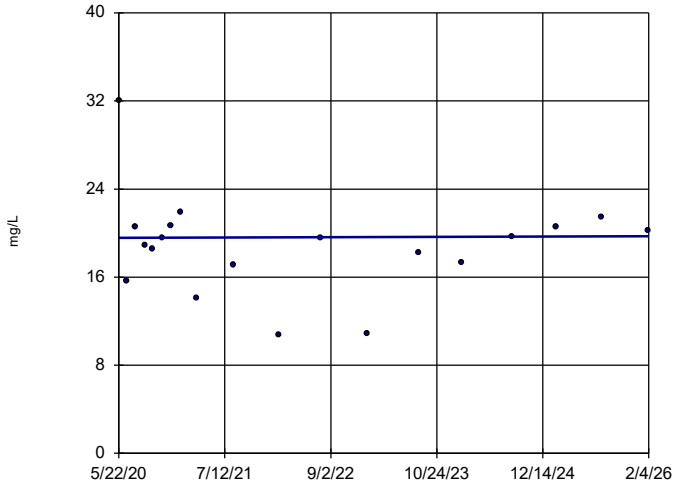

n = 19

Slope = 0.02655 units per year.

Mann-Kendall statistic = 3 critical = 74

Trend not significant at 99% confidence level (α = 0.005 per tail).

Constituent: Chloride Analysis Run 4/13/2026 3:16 PM View: Appendix III Trend Tests

Plant Bowen Client: Southern Company Data: Bowen AP-1

Sanitas™ v.10.1.06 Software licensed to Groundwater Stats Consulting. UG

Sen's Slope Estimator

BGWC-16

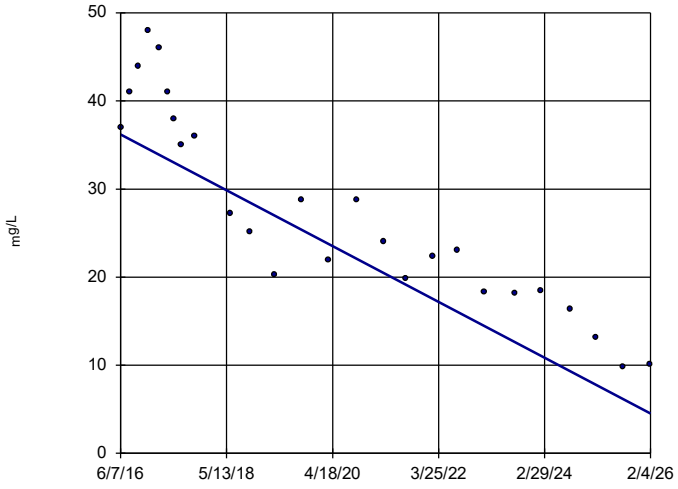

n = 26

Slope = -3.278 units per year.

Mann-Kendall statistic = -258 critical = -118

Decreasing trend significant at 99% confidence level (α = 0.005 per tail).

Constituent: Chloride Analysis Run 4/13/2026 3:16 PM View: Appendix III Trend Tests

Plant Bowen Client: Southern Company Data: Bowen AP-1

Sanitas™ v.10.1.06 Software licensed to Groundwater Stats Consulting. UG

Sen's Slope Estimator

BGWC-17

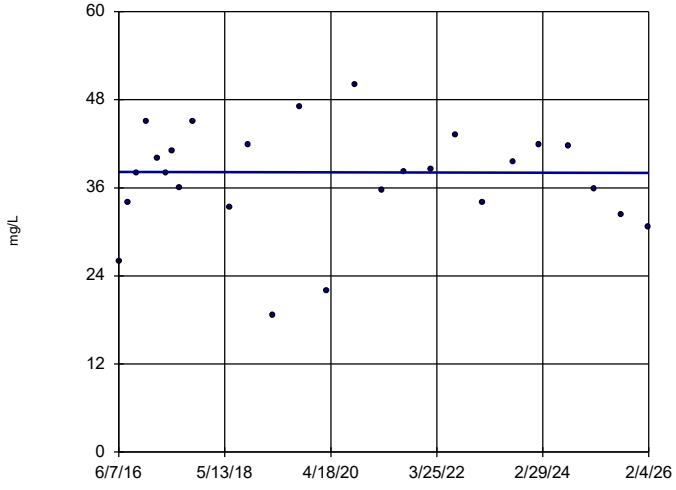

n = 26

Slope = -0.0132 units per year.

Mann-Kendall statistic = -5 critical = -118

Trend not significant at 99% confidence level (α = 0.005 per tail).

Constituent: Chloride Analysis Run 4/13/2026 3:16 PM View: Appendix III Trend Tests

Plant Bowen Client: Southern Company Data: Bowen AP-1

Sanitas™ v.10.1.06 Software licensed to Groundwater Stats Consulting. UG

Sen's Slope Estimator

BGWC-20

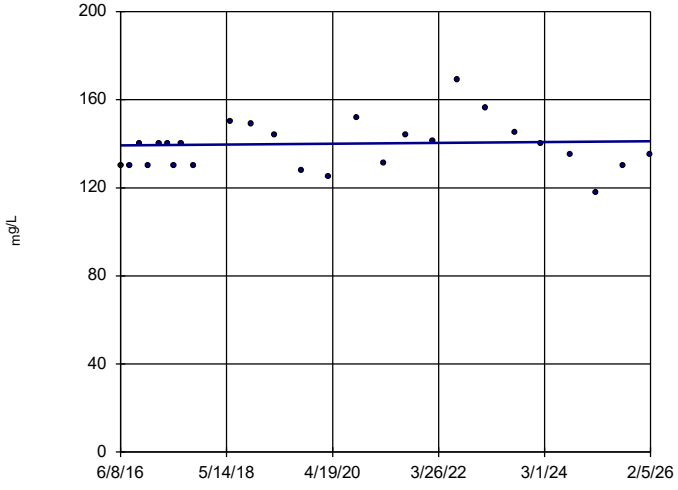

n = 26

Slope = 0.2 units per year.

Mann-Kendall statistic = 30 critical = 118

Trend not significant at 99% confidence level (α = 0.005 per tail).

Constituent: Chloride Analysis Run 4/13/2026 3:16 PM View: Appendix III Trend Tests

Plant Bowen Client: Southern Company Data: Bowen AP-1

Sanitas™ v.10.1.06 Software licensed to Groundwater Stats Consulting. UG

Sen's Slope Estimator

BGWC-22

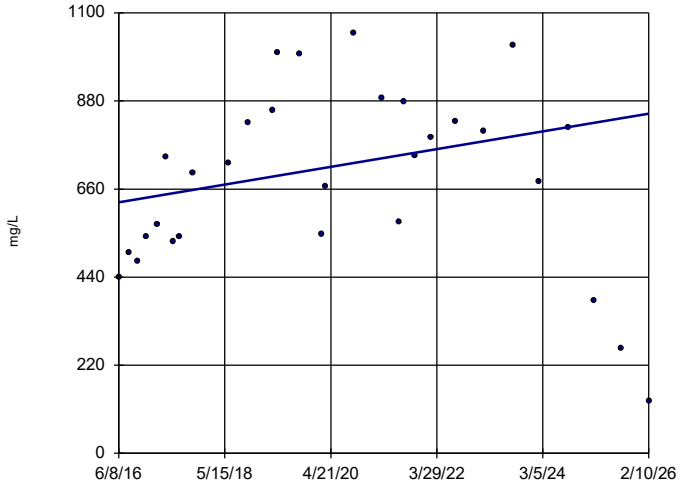

n = 30

Slope = 22.9 units per year.

Mann-Kendall statistic = 78 critical = 146

Trend not significant at 99% confidence level (α = 0.005 per tail).

Constituent: Chloride Analysis Run 4/13/2026 3:16 PM View: Appendix III Trend Tests

Plant Bowen Client: Southern Company Data: Bowen AP-1

Sanitas™ v.10.1.06 Software licensed to Groundwater Stats Consulting. UG

Sen's Slope Estimator

BGWC-23

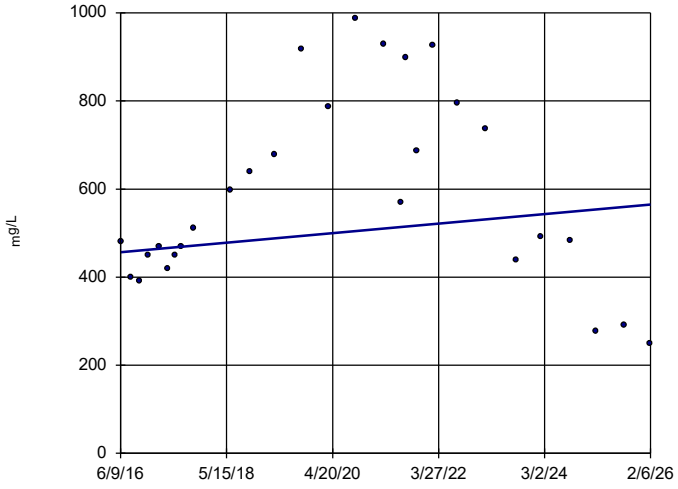

n = 28

Slope = 11.2 units per year.

Mann-Kendall statistic = 42 critical = 131

Trend not significant at 99% confidence level (α = 0.005 per tail).

Constituent: Chloride Analysis Run 4/13/2026 3:16 PM View: Appendix III Trend Tests

Plant Bowen Client: Southern Company Data: Bowen AP-1

Sanitas™ v.10.1.06 Software licensed to Groundwater Stats Consulting. UG

Sen's Slope Estimator

BGWC-24

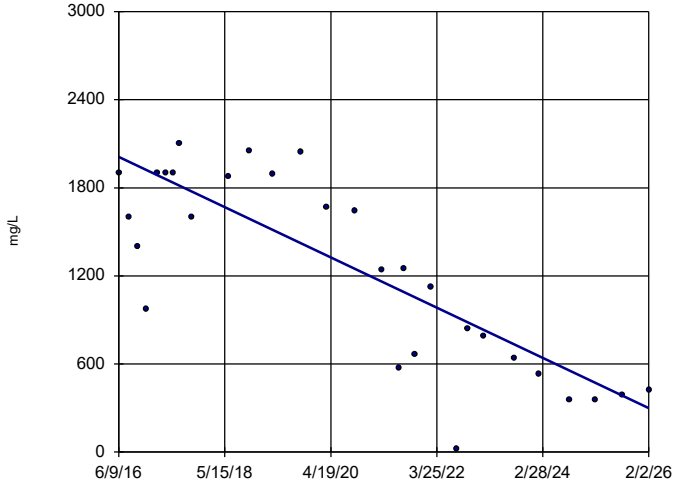

n = 29

Slope = -177.2 units per year.

Mann-Kendall statistic = -238 critical = -139

Decreasing trend significant at 99% confidence level (α = 0.005 per tail).

Constituent: Chloride Analysis Run 4/13/2026 3:16 PM View: Appendix III Trend Tests

Plant Bowen Client: Southern Company Data: Bowen AP-1

Sanitas™ v.10.1.06 Software licensed to Groundwater Stats Consulting. UG

Sen's Slope Estimator

BGWC-25

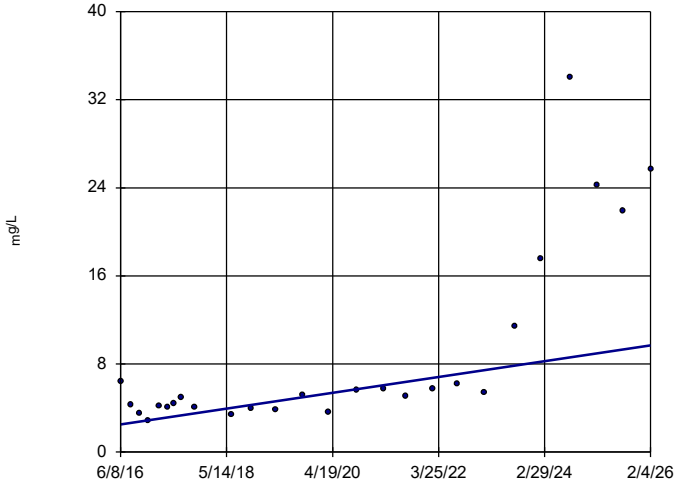

n = 26

Slope = 0.7415 units per year.

Mann-Kendall statistic = 185 critical = 118

Increasing trend significant at 99% confidence level (α = 0.005 per tail).

Constituent: Chloride Analysis Run 4/13/2026 3:16 PM View: Appendix III Trend Tests

Plant Bowen Client: Southern Company Data: Bowen AP-1

Sanitas™ v.10.1.06 Software licensed to Groundwater Stats Consulting. UG

Sen's Slope Estimator

BGWC-30

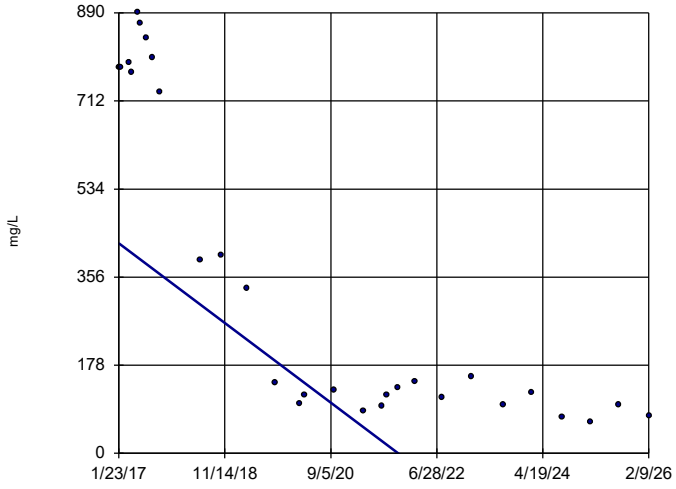

n = 29

Slope = -88.92 units per year.

Mann-Kendall statistic = -266 critical = -139

Decreasing trend significant at 99% confidence level (α = 0.005 per tail).

Constituent: Chloride Analysis Run 4/13/2026 3:16 PM View: Appendix III Trend Tests

Plant Bowen Client: Southern Company Data: Bowen AP-1

Sanitas™ v.10.1.06 Software licensed to Groundwater Stats Consulting. UG

Sen's Slope Estimator

BGWC-51

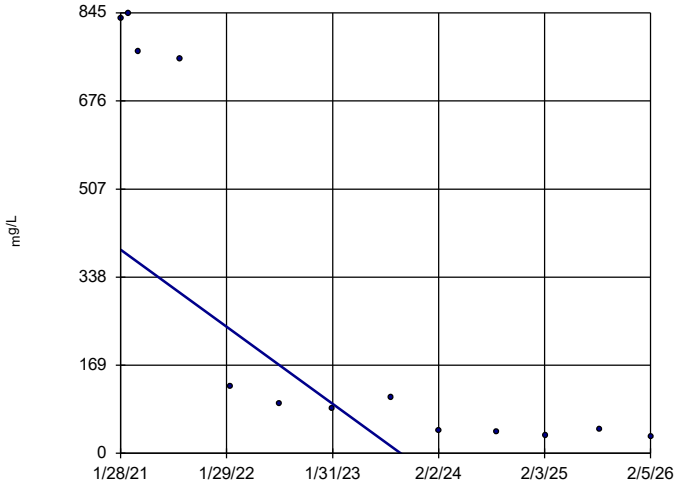

n = 13

Slope = -147.2 units per year.

Mann-Kendall statistic = -66 critical = -43

Decreasing trend significant at 99% confidence level (α = 0.005 per tail).

Constituent: Chloride Analysis Run 4/13/2026 3:16 PM View: Appendix III Trend Tests

Plant Bowen Client: Southern Company Data: Bowen AP-1

Sanitas™ v.10.1.06 Software licensed to Groundwater Stats Consulting. UG

Sen's Slope Estimator

BGWC-52

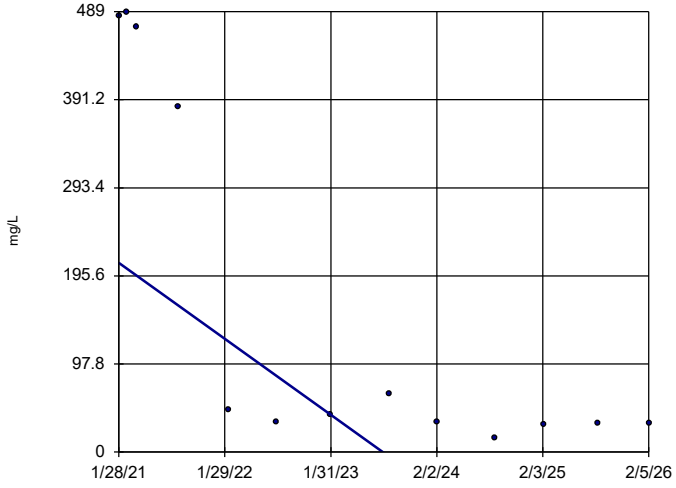

n = 13

Slope = -83.9 units per year.

Mann-Kendall statistic = -54 critical = -43

Decreasing trend significant at 99% confidence level (α = 0.005 per tail).

Constituent: Chloride Analysis Run 4/13/2026 3:16 PM View: Appendix III Trend Tests

Plant Bowen Client: Southern Company Data: Bowen AP-1

Sanitas™ v.10.1.06 Software licensed to Groundwater Stats Consulting. UG

Sen's Slope Estimator

BGWA-2 (bg)

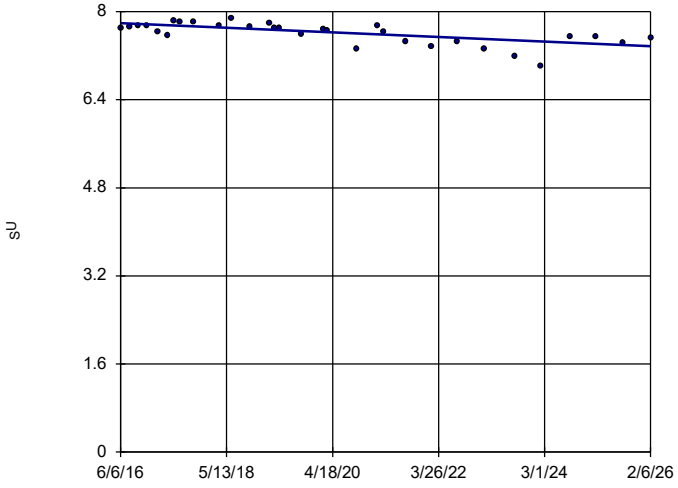

n = 31

Slope = -0.04321 units per year.

Mann-Kendall statistic = -237 critical = -152

Decreasing trend significant at 99% confidence level (α = 0.005 per tail).

Constituent: pH, Field Analysis Run 4/13/2026 3:16 PM View: Appendix III Trend Tests

Plant Bowen Client: Southern Company Data: Bowen AP-1

Sanitas™ v.10.1.06 Software licensed to Groundwater Stats Consulting. UG

Sen's Slope Estimator

BGWA-29 (bg)

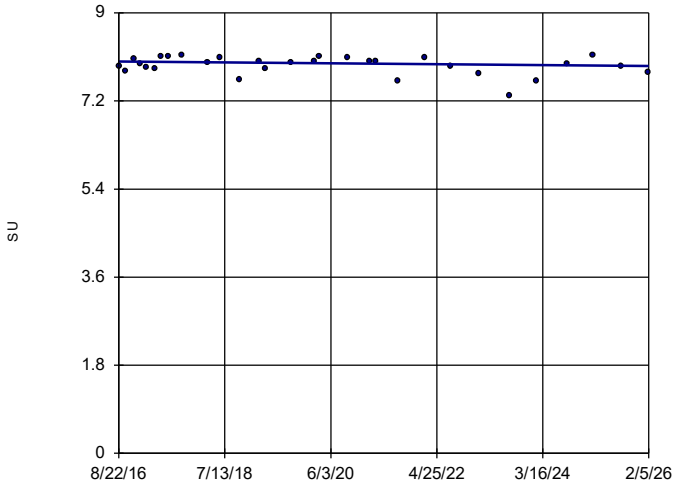

n = 30

Slope = -0.01021 units per year.

Mann-Kendall statistic = -51 critical = -146

Trend not significant at 99% confidence level (α = 0.005 per tail).

Constituent: pH, Field Analysis Run 4/13/2026 3:16 PM View: Appendix III Trend Tests

Plant Bowen Client: Southern Company Data: Bowen AP-1

Sanitas™ v.10.1.06 Software licensed to Groundwater Stats Consulting. UG

Sen's Slope Estimator

BGWA-47D (bg)

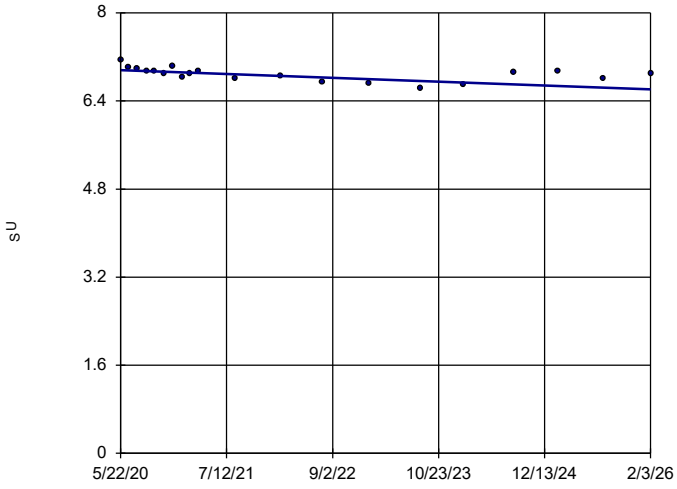

n = 20

Slope = -0.0605 units per year.

Mann-Kendall statistic = -91 critical = -81

Decreasing trend significant at 99% confidence level (α = 0.005 per tail).

Constituent: pH, Field Analysis Run 4/13/2026 3:16 PM View: Appendix III Trend Tests

Plant Bowen Client: Southern Company Data: Bowen AP-1

Sanitas™ v.10.1.06 Software licensed to Groundwater Stats Consulting. UG

Sen's Slope Estimator

BGWA-48D (bg)

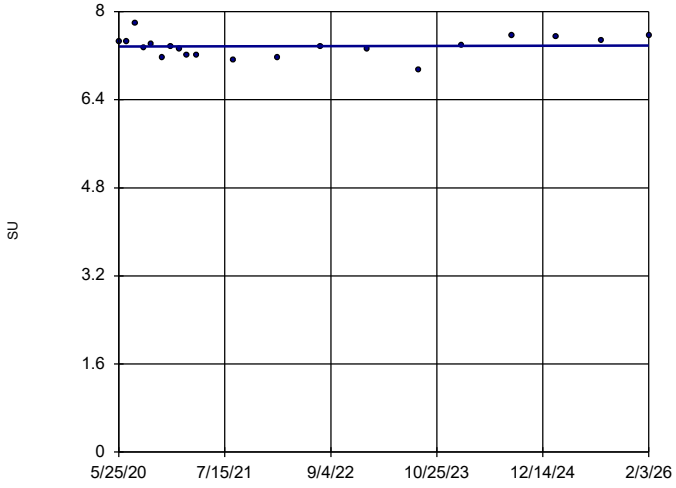

n = 20

Slope = 0.003526 units per year.

Mann-Kendall statistic = 6 critical = 81

Trend not significant at 99% confidence level (α = 0.005 per tail).

Constituent: pH, Field Analysis Run 4/13/2026 3:16 PM View: Appendix III Trend Tests

Plant Bowen Client: Southern Company Data: Bowen AP-1

Sanitas™ v.10.1.06 Software licensed to Groundwater Stats Consulting. UG

Sen's Slope Estimator

BGWC-16

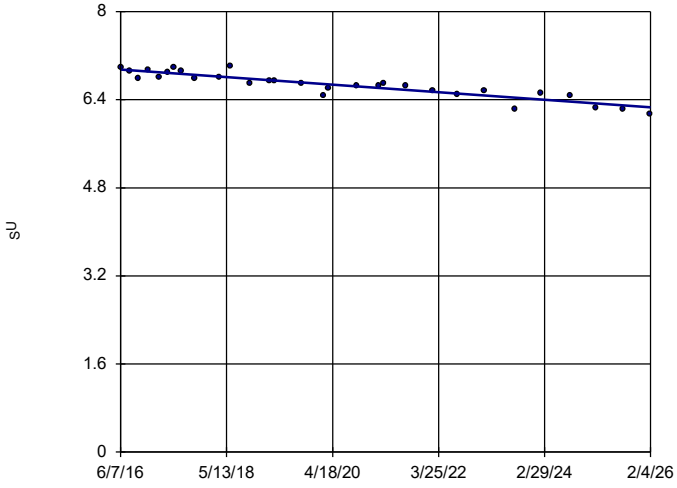

n = 30

Slope = -0.07132 units per year.

Mann-Kendall statistic = -327 critical = -146

Decreasing trend significant at 99% confidence level (α = 0.005 per tail).

Constituent: pH, Field Analysis Run 4/13/2026 3:16 PM View: Appendix III Trend Tests

Plant Bowen Client: Southern Company Data: Bowen AP-1

Sanitas™ v.10.1.06 Software licensed to Groundwater Stats Consulting. UG

Sen's Slope Estimator

BGWC-18

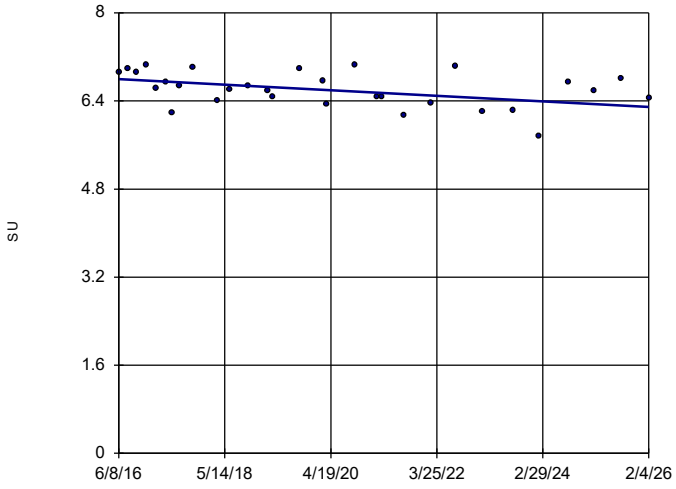

n = 30

Slope = -0.05254 units per year.

Mann-Kendall statistic = -126 critical = -146

Trend not significant at 99% confidence level (α = 0.005 per tail).

Constituent: pH, Field Analysis Run 4/13/2026 3:16 PM View: Appendix III Trend Tests

Plant Bowen Client: Southern Company Data: Bowen AP-1

Sanitas™ v.10.1.06 Software licensed to Groundwater Stats Consulting. UG

Sen's Slope Estimator

BGWA-2 (bg)

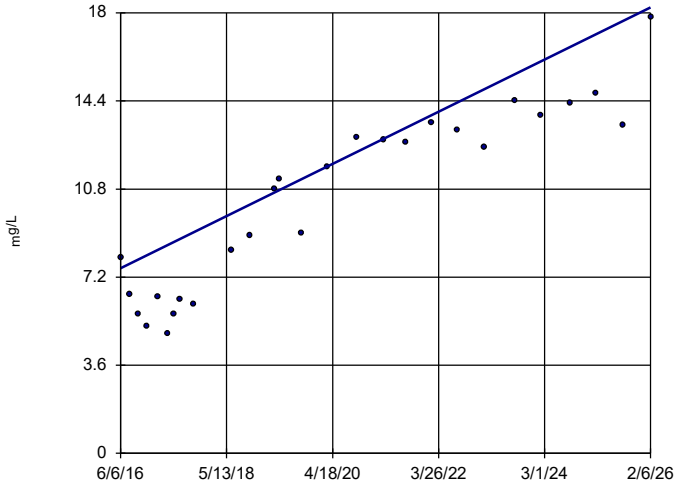

n = 27

Slope = 1.102 units per year.

Mann-Kendall statistic = 268 critical = 124

Increasing trend significant at 99% confidence level (α = 0.005 per tail).

Constituent: Sulfate Analysis Run 4/13/2026 3:16 PM View: Appendix III Trend Tests

Plant Bowen Client: Southern Company Data: Bowen AP-1

Sanitas™ v.10.1.06 Software licensed to Groundwater Stats Consulting. UG

Sen's Slope Estimator

BGWA-29 (bg)

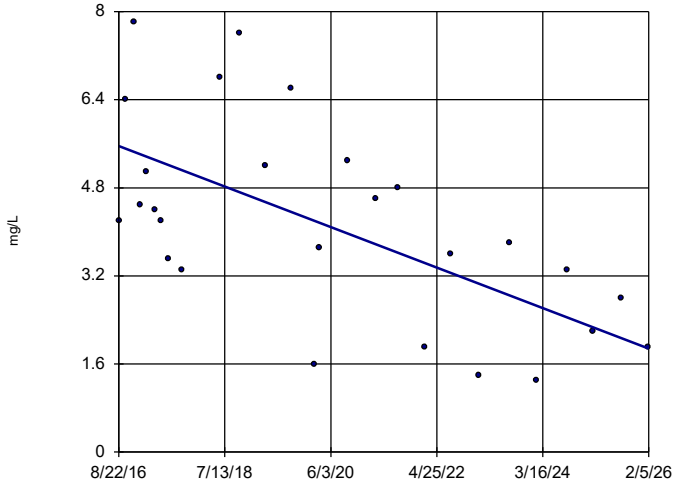

n = 27

Slope = -0.3887 units per year.

Mann-Kendall statistic = -152 critical = -124

Decreasing trend significant at 99% confidence level (α = 0.005 per tail).

Constituent: Sulfate Analysis Run 4/13/2026 3:16 PM View: Appendix III Trend Tests

Plant Bowen Client: Southern Company Data: Bowen AP-1

Sanitas™ v.10.1.06 Software licensed to Groundwater Stats Consulting. UG

Sen's Slope Estimator

BGWA-47D (bg)

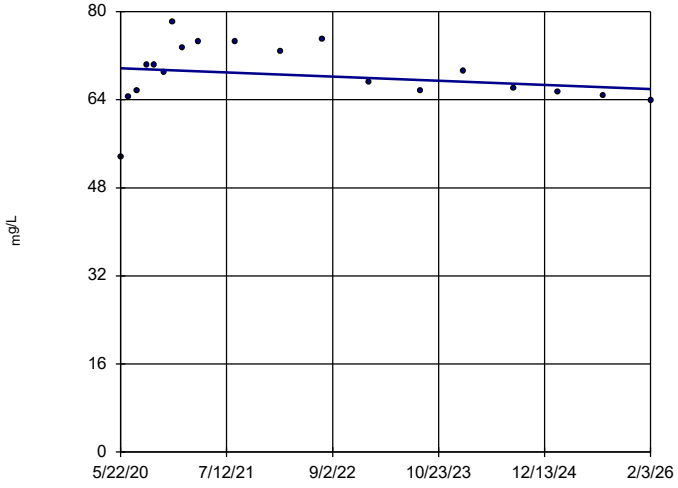

n = 19

Slope = -0.6636 units per year.

Mann-Kendall statistic = -20 critical = -74

Trend not significant at 99% confidence level (α = 0.005 per tail).

Constituent: Sulfate Analysis Run 4/13/2026 3:16 PM View: Appendix III Trend Tests

Plant Bowen Client: Southern Company Data: Bowen AP-1

Sanitas™ v.10.1.06 Software licensed to Groundwater Stats Consulting. UG

Sen's Slope Estimator

BGWA-48D (bg)

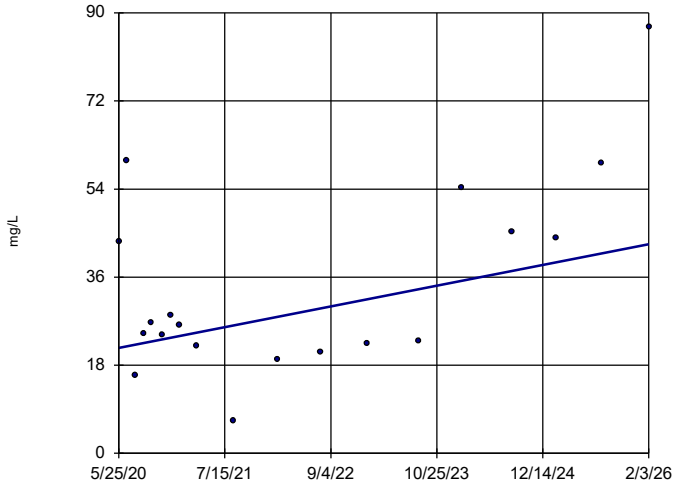

n = 19

Slope = 3.716 units per year.

Mann-Kendall statistic = 33 critical = 74

Trend not significant at 99% confidence level (α = 0.005 per tail).

Constituent: Sulfate Analysis Run 4/13/2026 3:16 PM View: Appendix III Trend Tests

Plant Bowen Client: Southern Company Data: Bowen AP-1

Sanitas™ v.10.1.06 Software licensed to Groundwater Stats Consulting. UG

Sen's Slope Estimator

BGWC-7

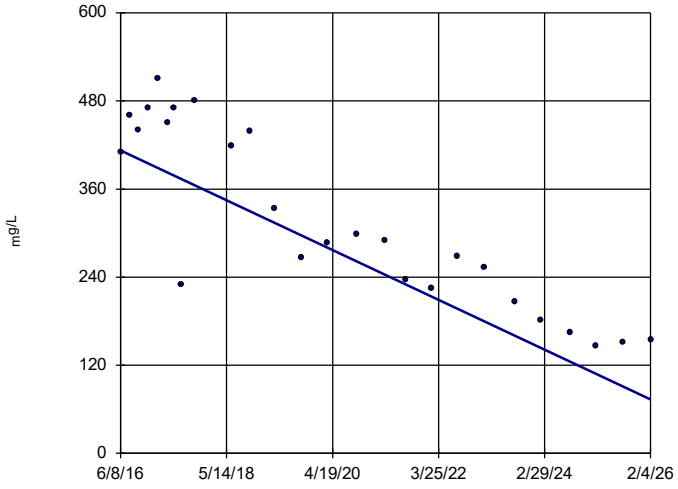

n = 26

Slope = -35.12 units per year.

Mann-Kendall statistic = -228 critical = -118

Decreasing trend significant at 99% confidence level (α = 0.005 per tail).

Constituent: Sulfate Analysis Run 4/13/2026 3:16 PM View: Appendix III Trend Tests

Plant Bowen Client: Southern Company Data: Bowen AP-1

Sanitas™ v.10.1.06 Software licensed to Groundwater Stats Consulting. UG

Sen's Slope Estimator

BGWC-9

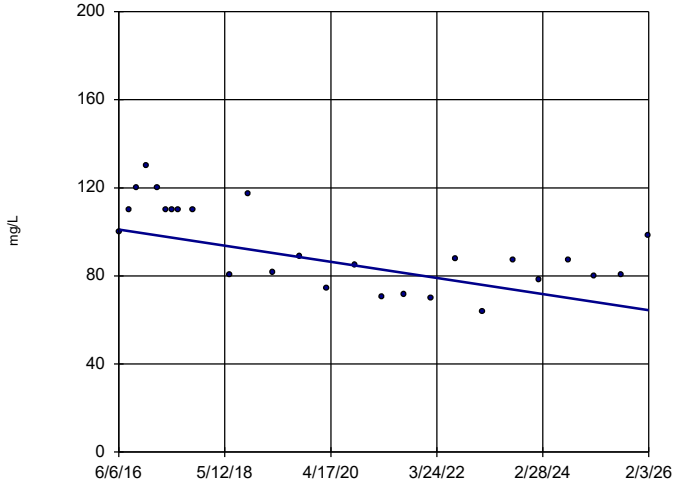

n = 26

Slope = -3.797 units per year.

Mann-Kendall statistic = -148 critical = -118

Decreasing trend significant at 99% confidence level (α = 0.005 per tail).

Constituent: Sulfate Analysis Run 4/13/2026 3:16 PM View: Appendix III Trend Tests

Plant Bowen Client: Southern Company Data: Bowen AP-1

Sanitas™ v.10.1.06 Software licensed to Groundwater Stats Consulting. UG

Sen's Slope Estimator

BGWC-10

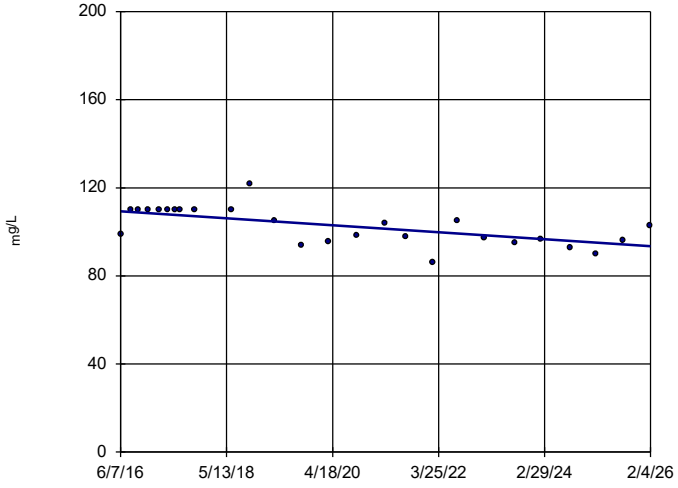

n = 26

Slope = -1.627 units per year.

Mann-Kendall statistic = -158 critical = -118

Decreasing trend significant at 99% confidence level (α = 0.005 per tail).

Constituent: Sulfate Analysis Run 4/13/2026 3:16 PM View: Appendix III Trend Tests

Plant Bowen Client: Southern Company Data: Bowen AP-1

Sanitas™ v.10.1.06 Software licensed to Groundwater Stats Consulting. UG

Sen's Slope Estimator

BGWC-12

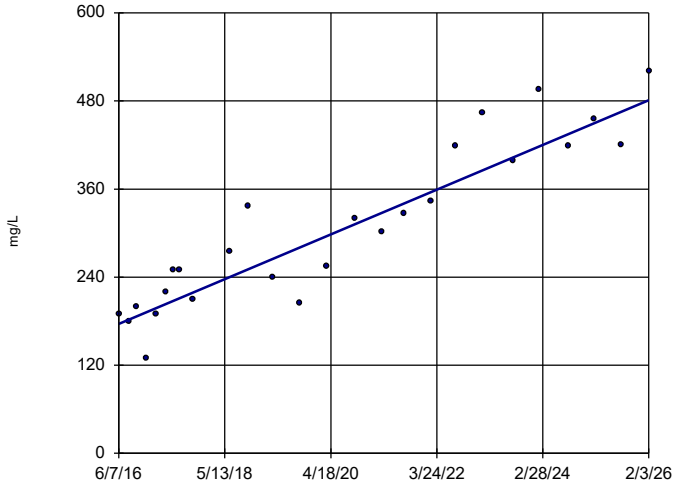

n = 26

Slope = 31.52 units per year.

Mann-Kendall statistic = 254 critical = 118

Increasing trend significant at 99% confidence level (α = 0.005 per tail).

Constituent: Sulfate Analysis Run 4/13/2026 3:16 PM View: Appendix III Trend Tests

Plant Bowen Client: Southern Company Data: Bowen AP-1

Sanitas™ v.10.1.06 Software licensed to Groundwater Stats Consulting. UG

Sen's Slope Estimator

BGWC-14A

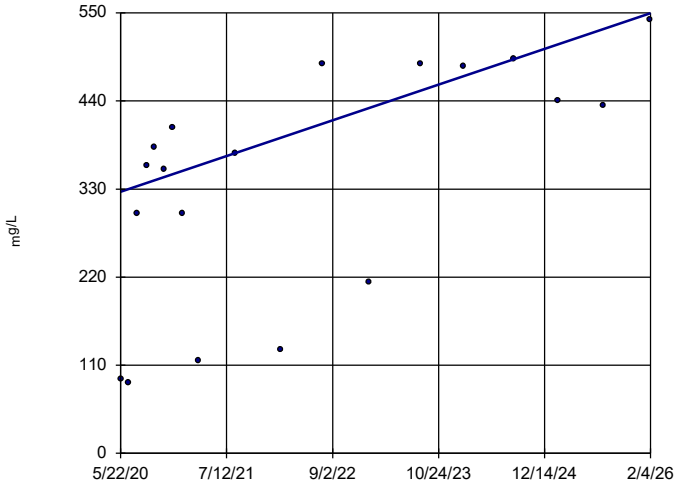

n = 19

Slope = 39.04 units per year.

Mann-Kendall statistic = 86 critical = 74

Increasing trend significant at 99% confidence level (α = 0.005 per tail).

Constituent: Sulfate Analysis Run 4/13/2026 3:16 PM View: Appendix III Trend Tests

Plant Bowen Client: Southern Company Data: Bowen AP-1

Sanitas™ v.10.1.06 Software licensed to Groundwater Stats Consulting. UG

Sen's Slope Estimator

BGWC-16

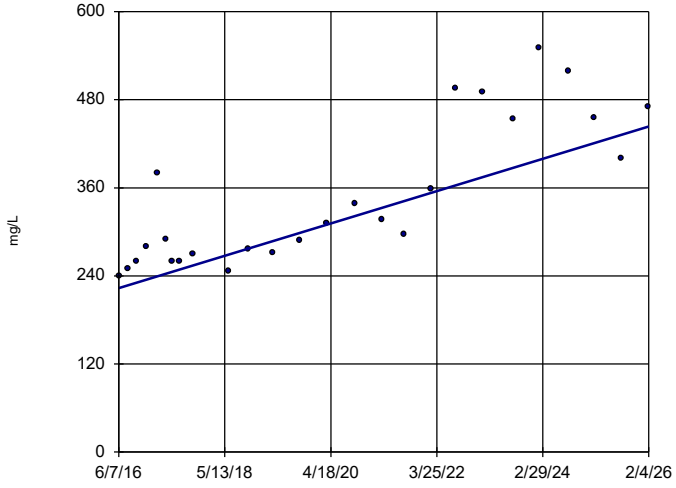

n = 26

Slope = 22.75 units per year.

Mann-Kendall statistic = 214 critical = 118

Increasing trend significant at 99% confidence level (α = 0.005 per tail).

Constituent: Sulfate Analysis Run 4/13/2026 3:16 PM View: Appendix III Trend Tests

Plant Bowen Client: Southern Company Data: Bowen AP-1

Sanitas™ v.10.1.06 Software licensed to Groundwater Stats Consulting. UG

Sen's Slope Estimator

BGWC-17

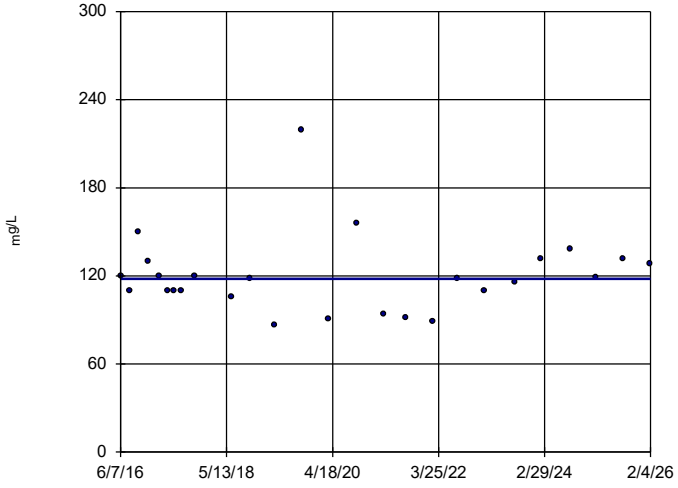

n = 26

Slope = 0 units per year.

Mann-Kendall statistic = 10 critical = 118

Trend not significant at 99% confidence level (α = 0.005 per tail).

Constituent: Sulfate Analysis Run 4/13/2026 3:16 PM View: Appendix III Trend Tests

Plant Bowen Client: Southern Company Data: Bowen AP-1

Sanitas™ v.10.1.06 Software licensed to Groundwater Stats Consulting. UG

Sen's Slope Estimator

BGWC-20

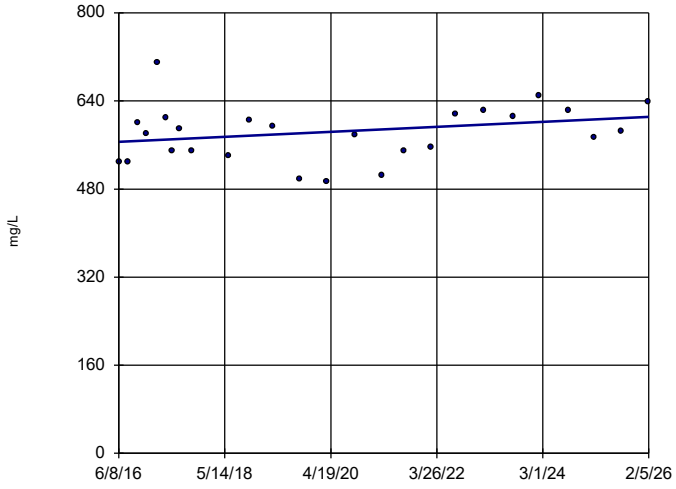

n = 26

Slope = 4.66 units per year.

Mann-Kendall statistic = 77 critical = 118

Trend not significant at 99% confidence level (α = 0.005 per tail).

Constituent: Sulfate Analysis Run 4/13/2026 3:16 PM View: Appendix III Trend Tests

Plant Bowen Client: Southern Company Data: Bowen AP-1

Sanitas™ v.10.1.06 Software licensed to Groundwater Stats Consulting. UG

Sen's Slope Estimator

BGWC-22

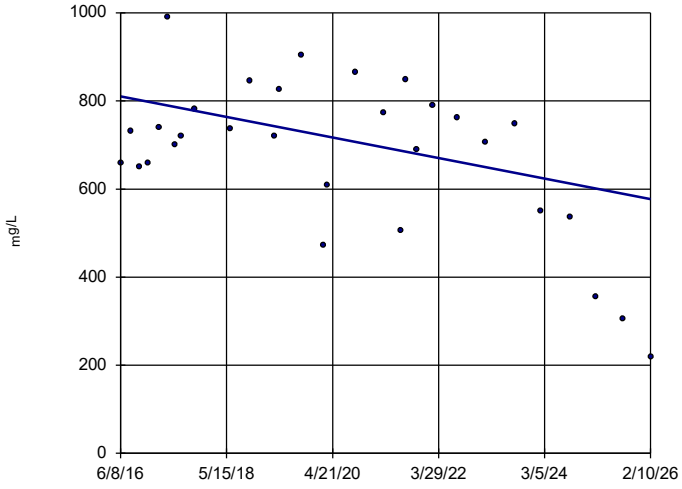

n = 30

Slope = -24.08 units per year.

Mann-Kendall statistic = -95 critical = -146

Trend not significant at 99% confidence level (α = 0.005 per tail).

Constituent: Sulfate Analysis Run 4/13/2026 3:16 PM View: Appendix III Trend Tests

Plant Bowen Client: Southern Company Data: Bowen AP-1

Sanitas™ v.10.1.06 Software licensed to Groundwater Stats Consulting. UG

Sen's Slope Estimator

BGWC-23

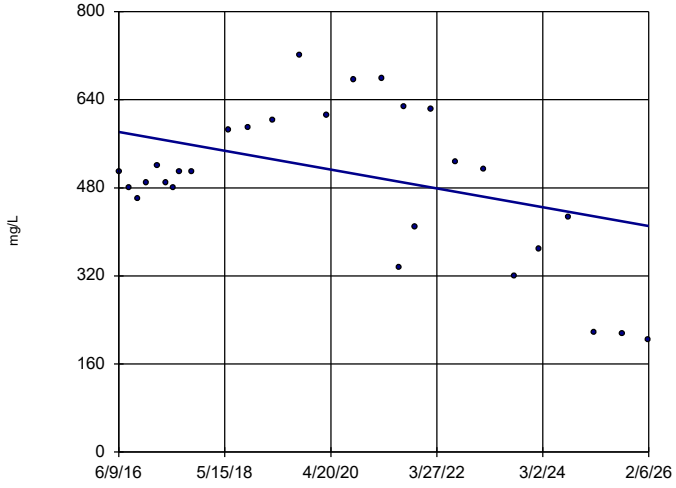

n = 28

Slope = -17.68 units per year.

Mann-Kendall statistic = -59 critical = -131

Trend not significant at 99% confidence level (α = 0.005 per tail).

Constituent: Sulfate Analysis Run 4/13/2026 3:16 PM View: Appendix III Trend Tests

Plant Bowen Client: Southern Company Data: Bowen AP-1

Sanitas™ v.10.1.06 Software licensed to Groundwater Stats Consulting. UG

Sen's Slope Estimator

BGWC-24

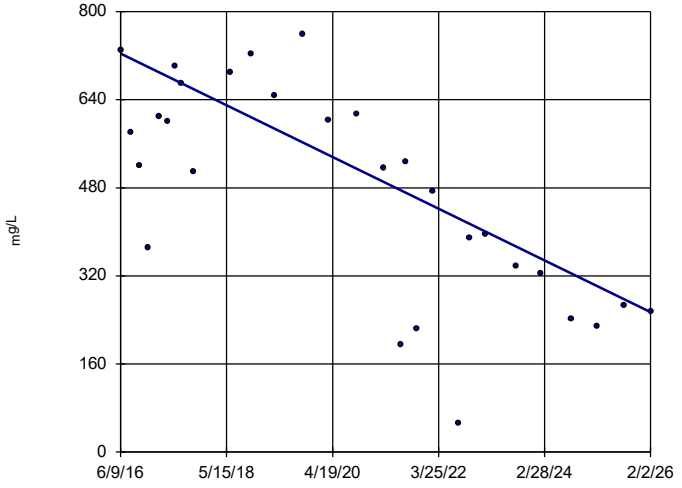

n = 29

Slope = -48.66 units per year.

Mann-Kendall statistic = -196 critical = -139

Decreasing trend significant at 99% confidence level (α = 0.005 per tail).

Constituent: Sulfate Analysis Run 4/13/2026 3:16 PM View: Appendix III Trend Tests

Plant Bowen Client: Southern Company Data: Bowen AP-1

Sanitas™ v.10.1.06 Software licensed to Groundwater Stats Consulting. UG

Sen's Slope Estimator

BGWC-52

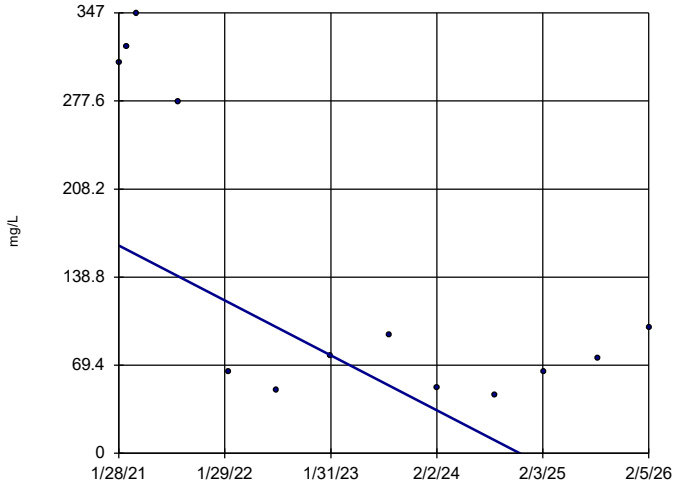

n = 13

Slope = -43.05 units per year.

Mann-Kendall statistic = -28 critical = -43

Trend not significant at 99% confidence level (α = 0.005 per tail).

Constituent: Sulfate Analysis Run 4/13/2026 3:16 PM View: Appendix III Trend Tests

Plant Bowen Client: Southern Company Data: Bowen AP-1

Sanitas™ v.10.1.06 Software licensed to Groundwater Stats Consulting. UG

Sen's Slope Estimator

BGWA-2 (bg)

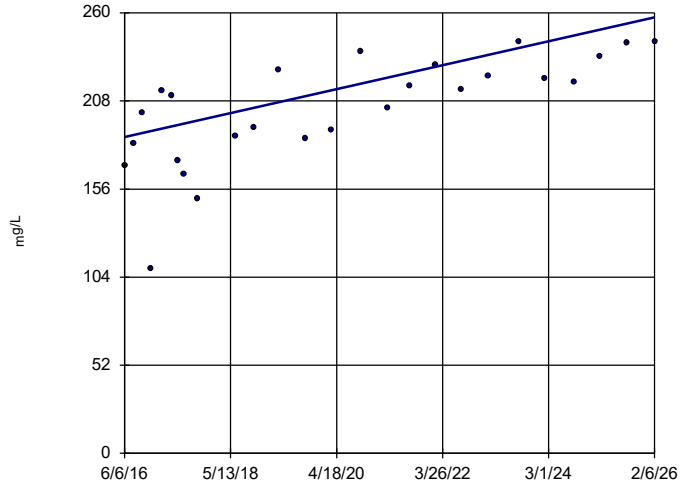

n = 26

Slope = 7.31 units per year.

Mann-Kendall statistic = 192 critical = 118

Increasing trend significant at 99% confidence level (α = 0.005 per tail).

Constituent: TDS Analysis Run 4/13/2026 3:16 PM View: Appendix III Trend Tests

Plant Bowen Client: Southern Company Data: Bowen AP-1

Sanitas™ v.10.1.06 Software licensed to Groundwater Stats Consulting. UG

Sen's Slope Estimator

BGWA-29 (bg)

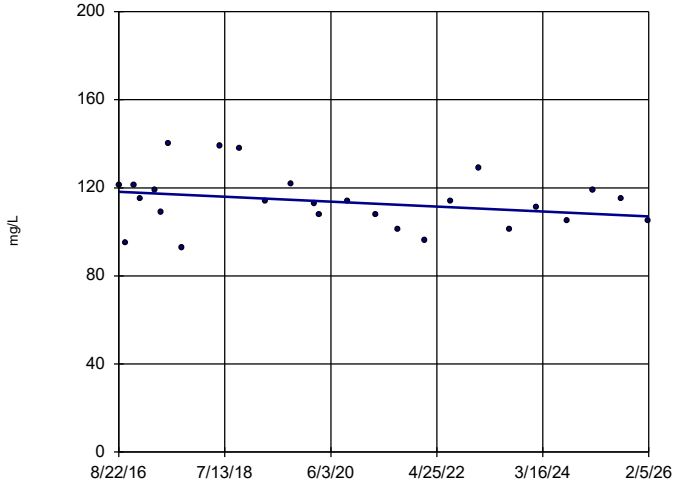

n = 26

Slope = -1.181 units per year.

Mann-Kendall statistic = -64 critical = -118

Trend not significant at 99% confidence level (α = 0.005 per tail).

Constituent: TDS Analysis Run 4/13/2026 3:16 PM View: Appendix III Trend Tests

Plant Bowen Client: Southern Company Data: Bowen AP-1

Sanitas™ v.10.1.06 Software licensed to Groundwater Stats Consulting. UG

Sen's Slope Estimator

BGWA-47D (bg)

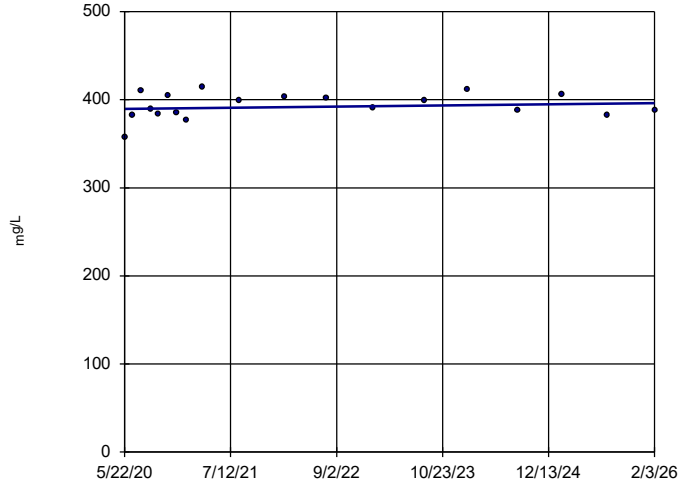

n = 19

Slope = 1.104 units per year.

Mann-Kendall statistic = 21 critical = 74

Trend not significant at 99% confidence level (α = 0.005 per tail).

Constituent: TDS Analysis Run 4/13/2026 3:16 PM View: Appendix III Trend Tests

Plant Bowen Client: Southern Company Data: Bowen AP-1

Sanitas™ v.10.1.06 Software licensed to Groundwater Stats Consulting. UG

Sen's Slope Estimator

BGWA-48D (bg)

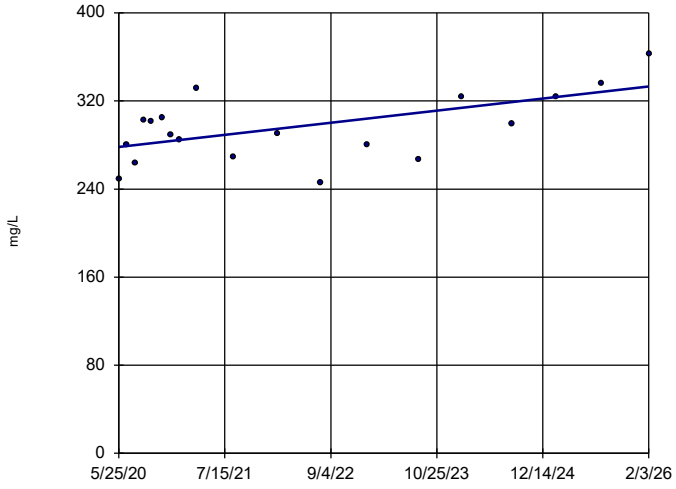

n = 19

Slope = 9.644 units per year.

Mann-Kendall statistic = 59 critical = 74

Trend not significant at 99% confidence level (α = 0.005 per tail).

Constituent: TDS Analysis Run 4/13/2026 3:16 PM View: Appendix III Trend Tests

Plant Bowen Client: Southern Company Data: Bowen AP-1

Sanitas™ v.10.1.06 Software licensed to Groundwater Stats Consulting. UG

Sen's Slope Estimator

BGWC-7

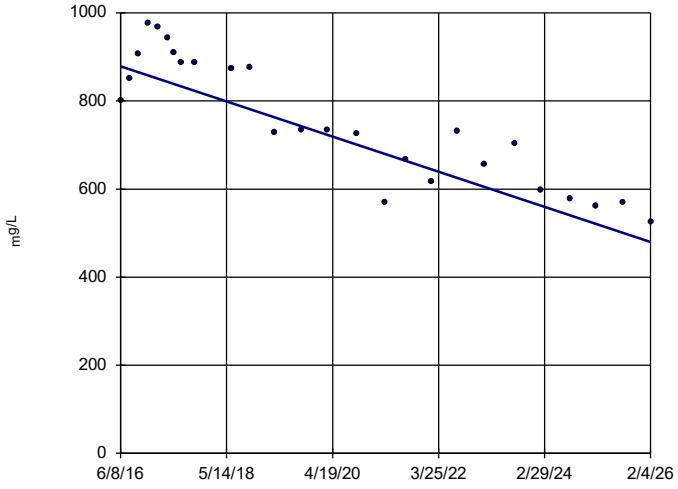

n = 26

Slope = -41.23 units per year.

Mann-Kendall statistic = -237 critical = -118

Decreasing trend significant at 99% confidence level (α = 0.005 per tail).

Constituent: TDS Analysis Run 4/13/2026 3:17 PM View: Appendix III Trend Tests

Plant Bowen Client: Southern Company Data: Bowen AP-1

Sanitas™ v.10.1.06 Software licensed to Groundwater Stats Consulting. UG

Sen's Slope Estimator

BGWC-10

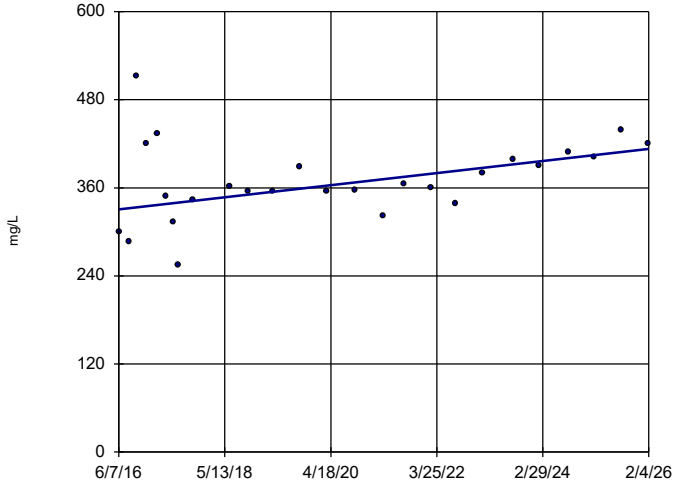

n = 26

Slope = 8.524 units per year.

Mann-Kendall statistic = 119 critical = 118

Increasing trend significant at 99% confidence level (α = 0.005 per tail).

Constituent: TDS Analysis Run 4/13/2026 3:17 PM View: Appendix III Trend Tests

Plant Bowen Client: Southern Company Data: Bowen AP-1

Sanitas™ v.10.1.06 Software licensed to Groundwater Stats Consulting. UG

Sen's Slope Estimator

BGWC-12

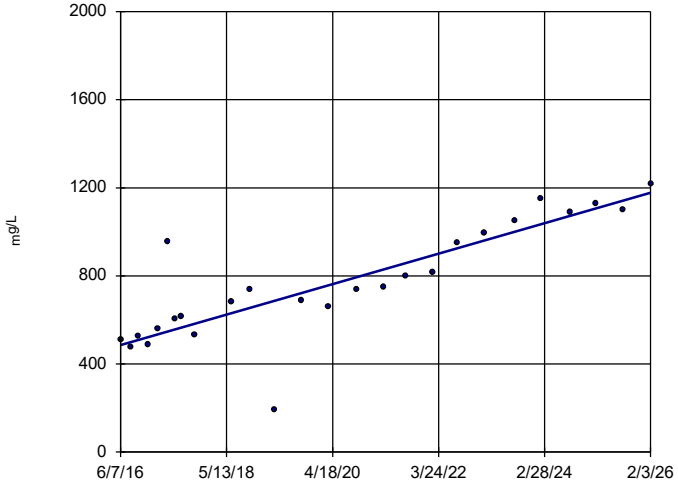

n = 26

Slope = 71.6 units per year.

Mann-Kendall statistic = 251 critical = 118

Increasing trend significant at 99% confidence level (α = 0.005 per tail).

Constituent: TDS Analysis Run 4/13/2026 3:17 PM View: Appendix III Trend Tests

Plant Bowen Client: Southern Company Data: Bowen AP-1

Sanitas™ v.10.1.06 Software licensed to Groundwater Stats Consulting. UG

Sen's Slope Estimator

BGWC-14A

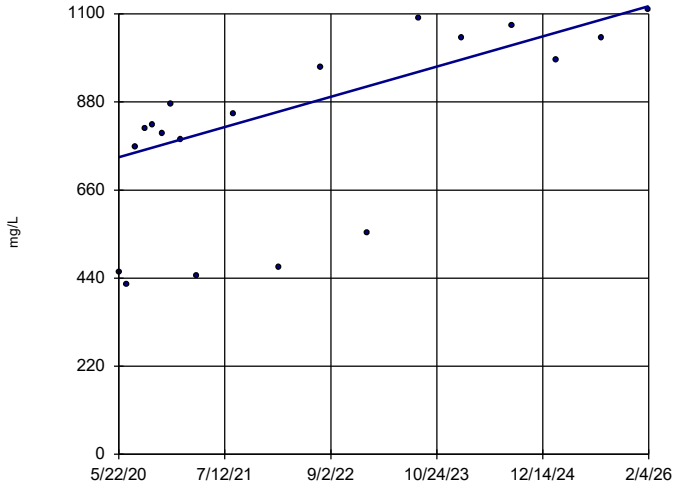

n = 19

Slope = 66.15 units per year.

Mann-Kendall statistic = 96 critical = 74

Increasing trend significant at 99% confidence level (α = 0.005 per tail).

Constituent: TDS Analysis Run 4/13/2026 3:17 PM View: Appendix III Trend Tests

Plant Bowen Client: Southern Company Data: Bowen AP-1

Sanitas™ v.10.1.06 Software licensed to Groundwater Stats Consulting. UG

Sen's Slope Estimator

BGWC-16

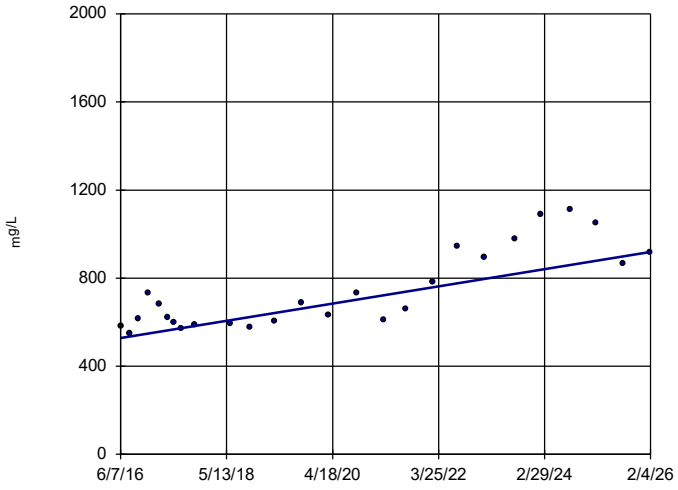

n = 26

Slope = 40.5 units per year.

Mann-Kendall statistic = 195 critical = 118

Increasing trend significant at 99% confidence level (α = 0.005 per tail).

Constituent: TDS Analysis Run 4/13/2026 3:17 PM View: Appendix III Trend Tests

Plant Bowen Client: Southern Company Data: Bowen AP-1

Sanitas™ v.10.1.06 Software licensed to Groundwater Stats Consulting. UG

Sen's Slope Estimator

BGWC-17

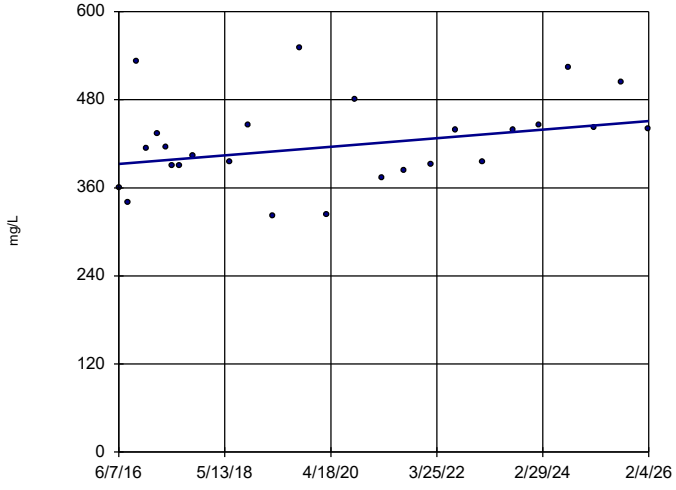

n = 26

Slope = 6.014 units per year.

Mann-Kendall statistic = 85 critical = 118

Trend not significant at 99% confidence level (α = 0.005 per tail).

Constituent: TDS Analysis Run 4/13/2026 3:17 PM View: Appendix III Trend Tests

Plant Bowen Client: Southern Company Data: Bowen AP-1

Sanitas™ v.10.1.06 Software licensed to Groundwater Stats Consulting. UG

Sen's Slope Estimator

BGWC-20

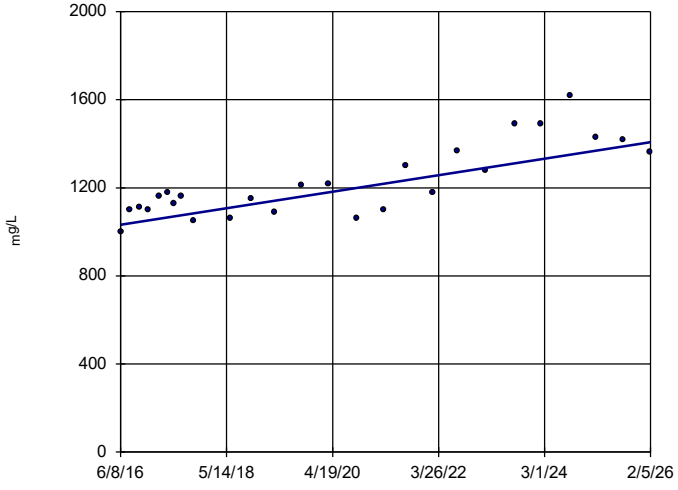

n = 26

Slope = 38.85 units per year.

Mann-Kendall statistic = 186 critical = 118

Increasing trend significant at 99% confidence level (α = 0.005 per tail).

Constituent: TDS Analysis Run 4/13/2026 3:17 PM View: Appendix III Trend Tests

Plant Bowen Client: Southern Company Data: Bowen AP-1

Sanitas™ v.10.1.06 Software licensed to Groundwater Stats Consulting. UG

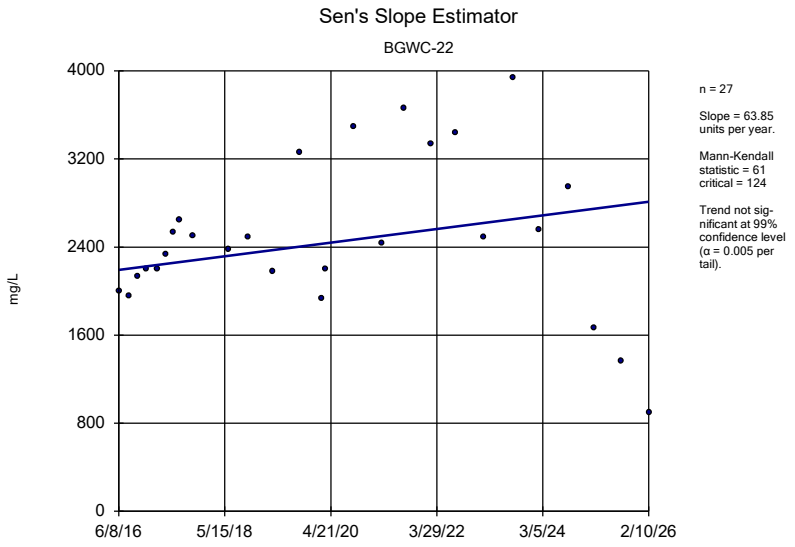

Constituent: TDS Analysis Run 4/13/2026 3:17 PM View: Appendix III Trend Tests

Plant Bowen Client: Southern Company Data: Bowen AP-1

Sanitas™ v.10.1.06 Software licensed to Groundwater Stats Consulting. UG

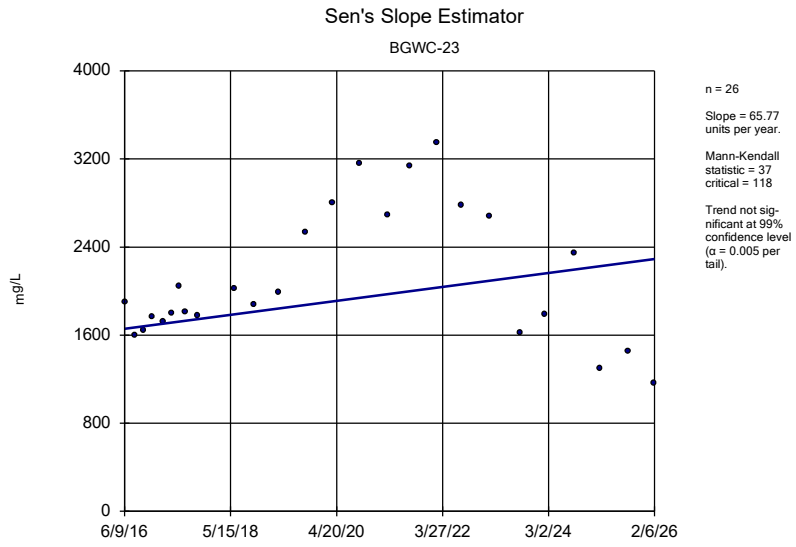

Constituent: TDS Analysis Run 4/13/2026 3:17 PM View: Appendix III Trend Tests

Plant Bowen Client: Southern Company Data: Bowen AP-1

Sanitas™ v.10.1.06 Software licensed to Groundwater Stats Consulting. UG

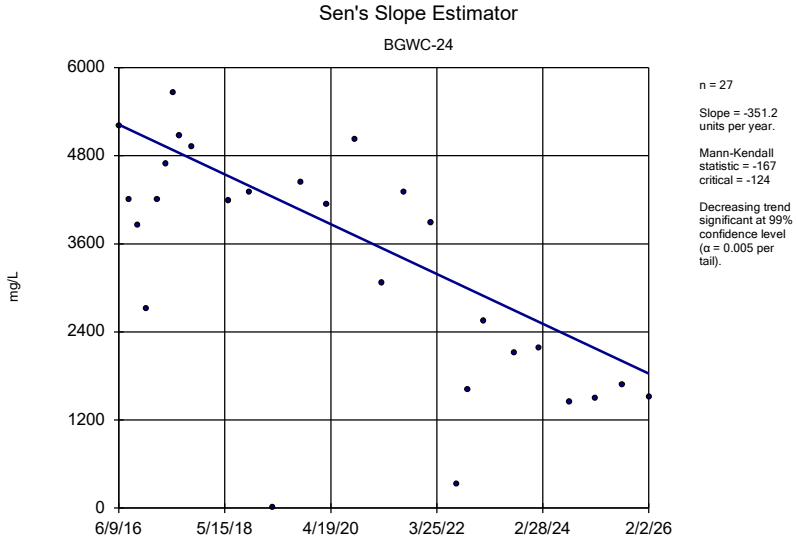

Constituent: TDS Analysis Run 4/13/2026 3:17 PM View: Appendix III Trend Tests

Plant Bowen Client: Southern Company Data: Bowen AP-1

FIGURE F.

Upper Tolerance Limits

Plant Bowen Client: Southern Company Data: Bowen AP-1 Printed 4/13/2026, 3:38 PM

Constituent	Well	Upper Lim.	Lower Lim.	Date	Observ.	Sig.	Bg N	%NDs	Transform	Alpha	Method
Antimony (mg/L)	n/a	0.0042	n/a	n/a	n/a	n/a	90	67.78	n/a	0.009888	NP Inter(NDs)
Arsenic (mg/L)	n/a	0.01	n/a	n/a	n/a	n/a	98	59.18	n/a	0.00656	NP Inter(NDs)
Barium (mg/L)	n/a	0.218	n/a	n/a	n/a	n/a	98	0	n/a	0.00656	NP Inter(normality)
Beryllium (mg/L)	n/a	0.0004	n/a	n/a	n/a	n/a	94	98.94	n/a	0.008054	NP Inter(NDs)
Cadmium (mg/L)	n/a	0.0005	n/a	n/a	n/a	n/a	98	97.96	n/a	0.00656	NP Inter(NDs)
Chromium (mg/L)	n/a	0.005	n/a	n/a	n/a	n/a	94	69.15	n/a	0.008054	NP Inter(NDs)
Cobalt (mg/L)	n/a	0.005	n/a	n/a	n/a	n/a	99	93.94	n/a	0.006232	NP Inter(NDs)
Combined Radium 226 + 228 (pCi/L)	n/a	1.624	n/a	n/a	n/a	n/a	98	0	No	0.05	Inter
Fluoride (mg/L)	n/a	0.57	n/a	n/a	n/a	n/a	101	47.52	n/a	0.005625	NP Inter(normality)
Lead (mg/L)	n/a	0.0024	n/a	n/a	n/a	n/a	94	72.34	n/a	0.008054	NP Inter(NDs)
Lithium (mg/L)	n/a	0.00224	n/a	n/a	n/a	n/a	98	76.53	n/a	0.00656	NP Inter(NDs)
Mercury (mg/L)	n/a	0.00022	n/a	n/a	n/a	n/a	94	91.49	n/a	0.008054	NP Inter(NDs)
Molybdenum (mg/L)	n/a	0.01	n/a	n/a	n/a	n/a	99	65.66	n/a	0.006232	NP Inter(NDs)
Selenium (mg/L)	n/a	0.005	n/a	n/a	n/a	n/a	94	82.98	n/a	0.008054	NP Inter(NDs)
Thallium (mg/L)	n/a	0.00082	n/a	n/a	n/a	n/a	98	84.69	n/a	0.00656	NP Inter(NDs)

Sanitas™ v.10.1.06 Software licensed to Groundwater Stats Consulting. UG
Hollow symbols indicate censored values.

Time Series

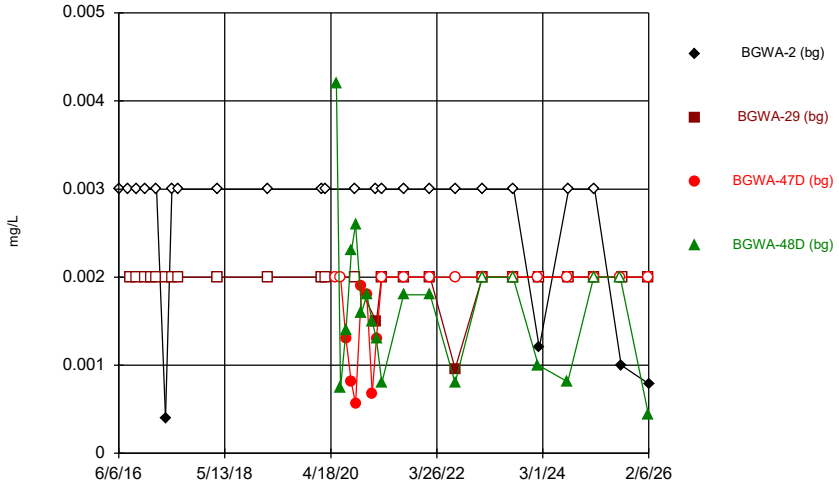

Constituent: Antimony Analysis Run 4/13/2026 3:35 PM View: Upper Tolerance Limits
Plant Bowen Client: Southern Company Data: Bowen AP-1

Sanitas™ v.10.1.06 Software licensed to Groundwater Stats Consulting. UG
Hollow symbols indicate censored values.

Time Series

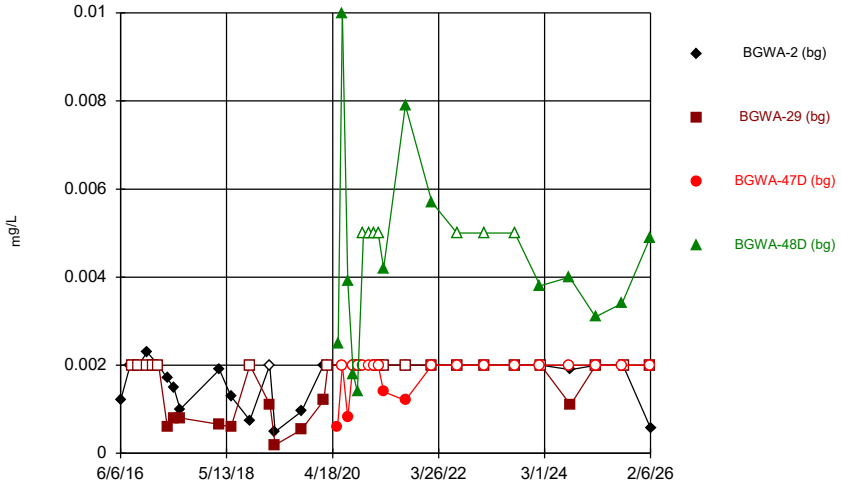

Constituent: Arsenic Analysis Run 4/13/2026 3:35 PM View: Upper Tolerance Limits
Plant Bowen Client: Southern Company Data: Bowen AP-1

Sanitas™ v.10.1.06 Software licensed to Groundwater Stats Consulting. UG

Time Series

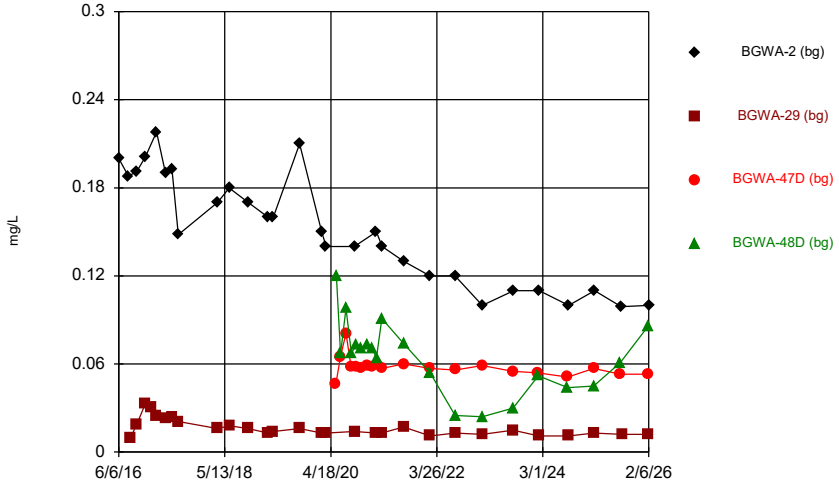

Constituent: Barium Analysis Run 4/13/2026 3:35 PM View: Upper Tolerance Limits
Plant Bowen Client: Southern Company Data: Bowen AP-1

Sanitas™ v.10.1.06 Software licensed to Groundwater Stats Consulting. UG
Hollow symbols indicate censored values.

Time Series

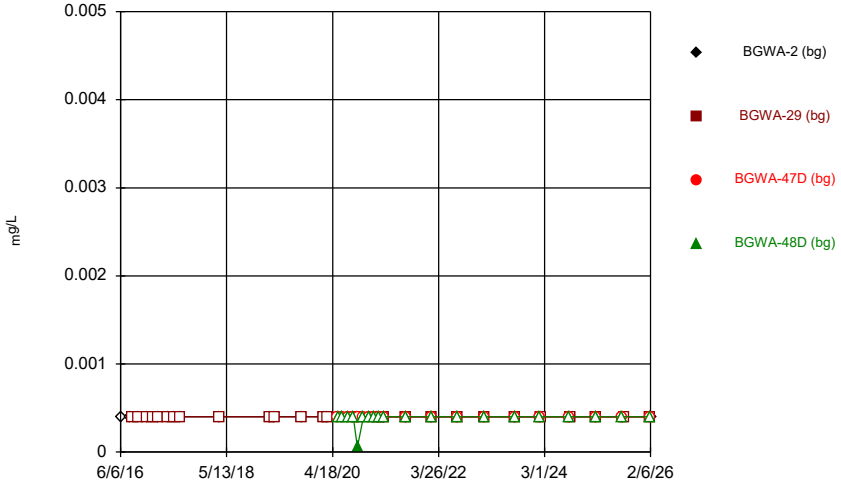

Constituent: Beryllium Analysis Run 4/13/2026 3:35 PM View: Upper Tolerance Limits
Plant Bowen Client: Southern Company Data: Bowen AP-1

Sanitas™ v.10.1.06 Software licensed to Groundwater Stats Consulting. UG
Hollow symbols indicate censored values.

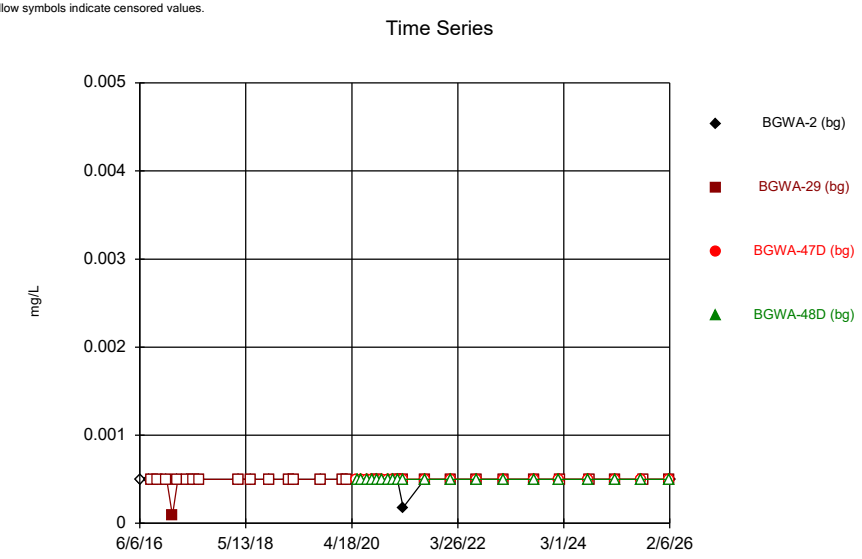

Constituent: Cadmium Analysis Run 4/13/2026 3:35 PM View: Upper Tolerance Limits
Plant Bowen Client: Southern Company Data: Bowen AP-1

Sanitas™ v.10.1.06 Software licensed to Groundwater Stats Consulting. UG
Hollow symbols indicate censored values.

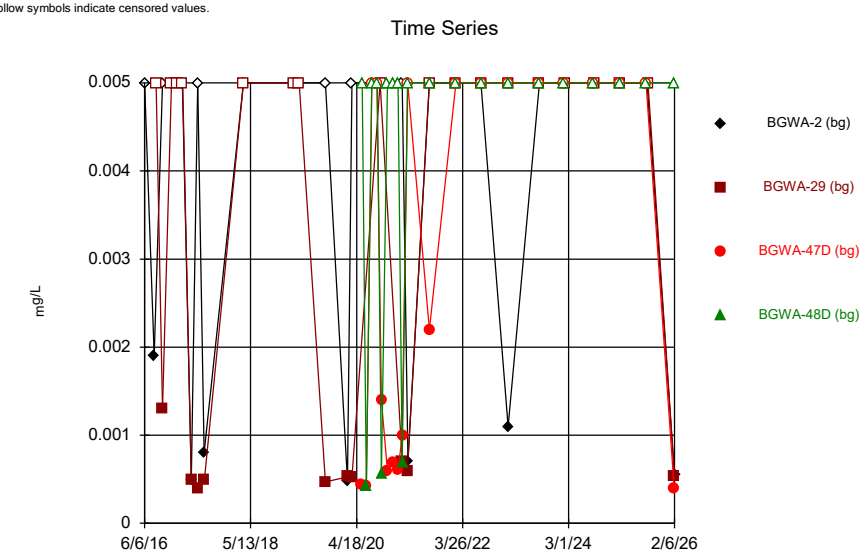

Constituent: Chromium Analysis Run 4/13/2026 3:35 PM View: Upper Tolerance Limits
Plant Bowen Client: Southern Company Data: Bowen AP-1

Sanitas™ v.10.1.06 Software licensed to Groundwater Stats Consulting. UG
Hollow symbols indicate censored values.

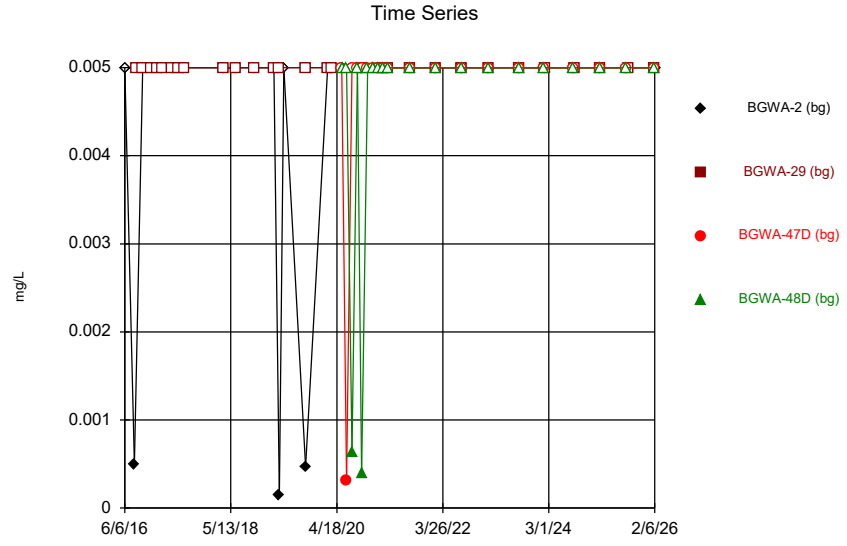

Constituent: Cobalt Analysis Run 4/13/2026 3:35 PM View: Upper Tolerance Limits
Plant Bowen Client: Southern Company Data: Bowen AP-1

Sanitas™ v.10.1.06 Software licensed to Groundwater Stats Consulting. UG

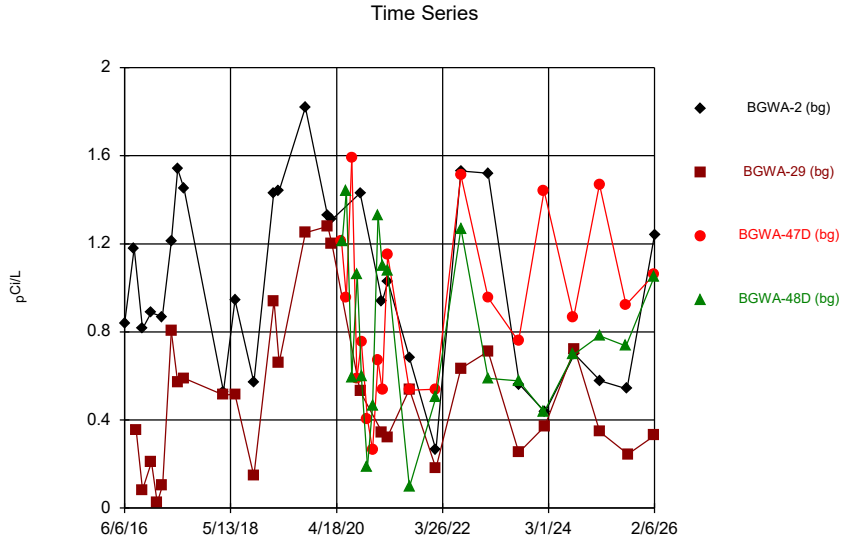

Constituent: Combined Radium 226 + 228 Analysis Run 4/13/2026 3:35 PM View: Upper Tolerance Limits
Plant Bowen Client: Southern Company Data: Bowen AP-1

Sanitas™ v.10.1.06 Software licensed to Groundwater Stats Consulting. UG
Hollow symbols indicate censored values.

Time Series

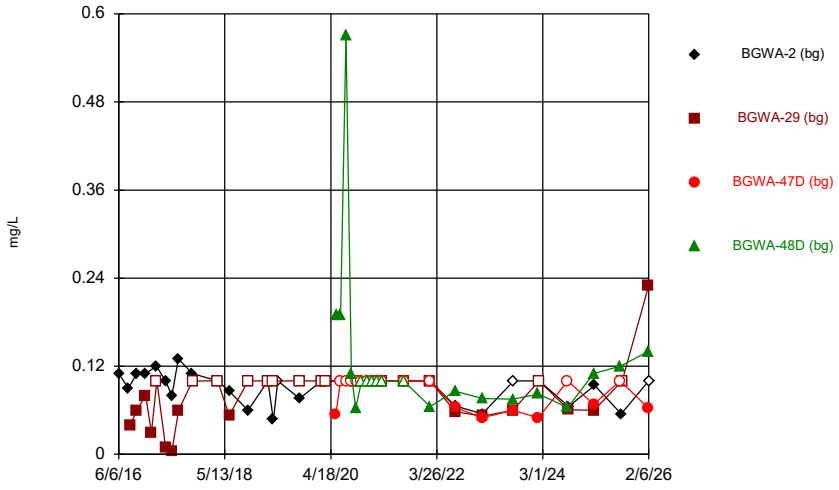

Constituent: Fluoride Analysis Run 4/13/2026 3:35 PM View: Upper Tolerance Limits
Plant Bowen Client: Southern Company Data: Bowen AP-1

Sanitas™ v.10.1.06 Software licensed to Groundwater Stats Consulting. UG
Hollow symbols indicate censored values.

Time Series

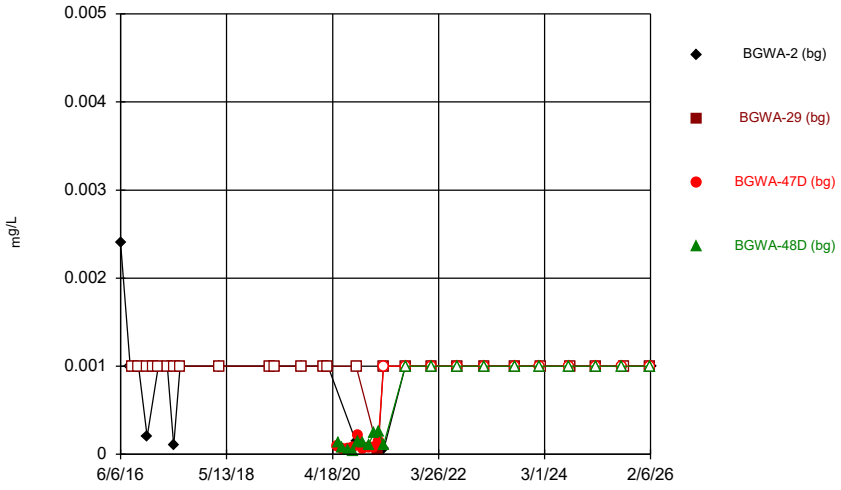

Constituent: Lead Analysis Run 4/13/2026 3:35 PM View: Upper Tolerance Limits
Plant Bowen Client: Southern Company Data: Bowen AP-1

Sanitas™ v.10.1.06 Software licensed to Groundwater Stats Consulting. UG
Hollow symbols indicate censored values.

Time Series

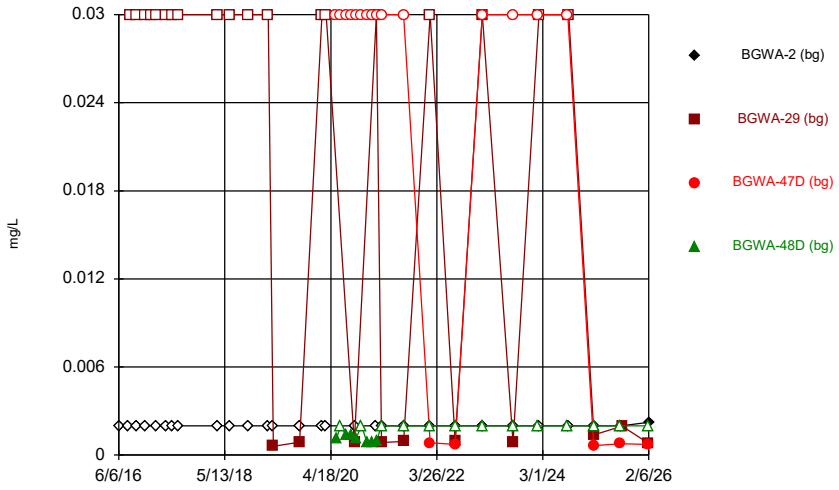

Constituent: Lithium Analysis Run 4/13/2026 3:35 PM View: Upper Tolerance Limits
Plant Bowen Client: Southern Company Data: Bowen AP-1

Sanitas™ v.10.1.06 Software licensed to Groundwater Stats Consulting. UG
Hollow symbols indicate censored values.

Time Series

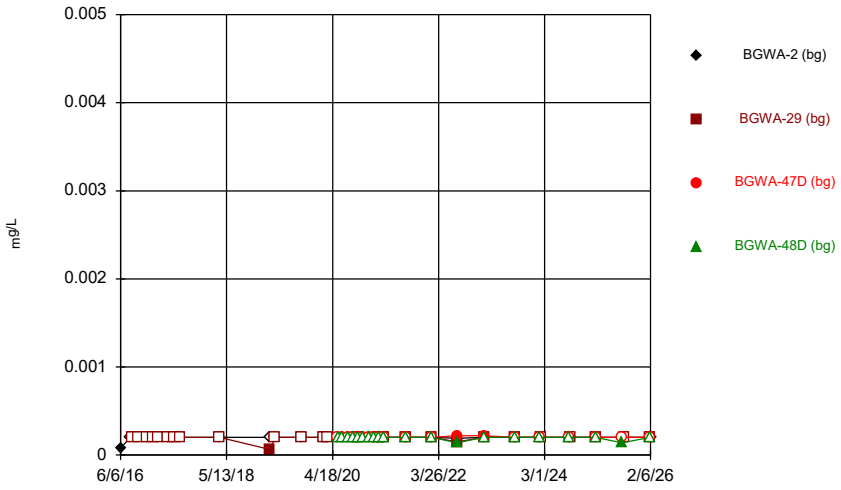

Constituent: Mercury Analysis Run 4/13/2026 3:35 PM View: Upper Tolerance Limits
Plant Bowen Client: Southern Company Data: Bowen AP-1

Sanitas™ v.10.1.06 Software licensed to Groundwater Stats Consulting. UG
Hollow symbols indicate censored values.

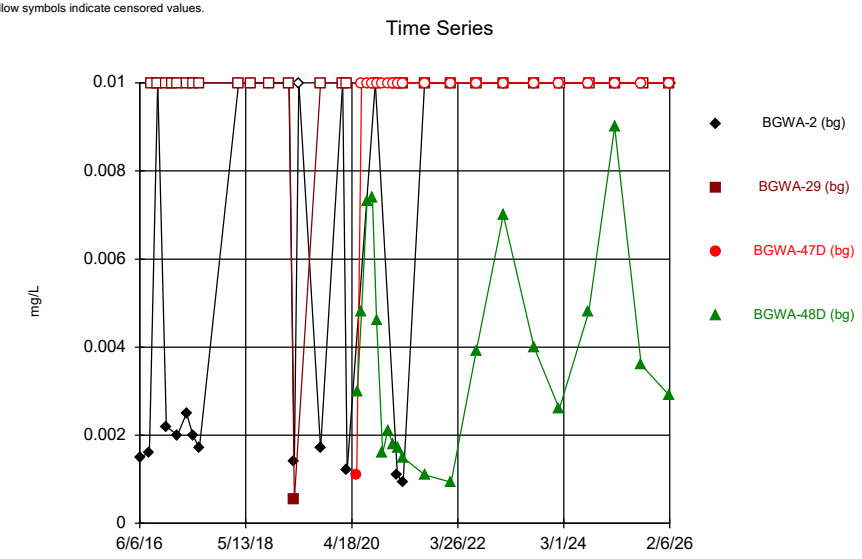

Constituent: Molybdenum Analysis Run 4/13/2026 3:35 PM View: Upper Tolerance Limits
Plant Bowen Client: Southern Company Data: Bowen AP-1

Sanitas™ v.10.1.06 Software licensed to Groundwater Stats Consulting. UG
Hollow symbols indicate censored values.

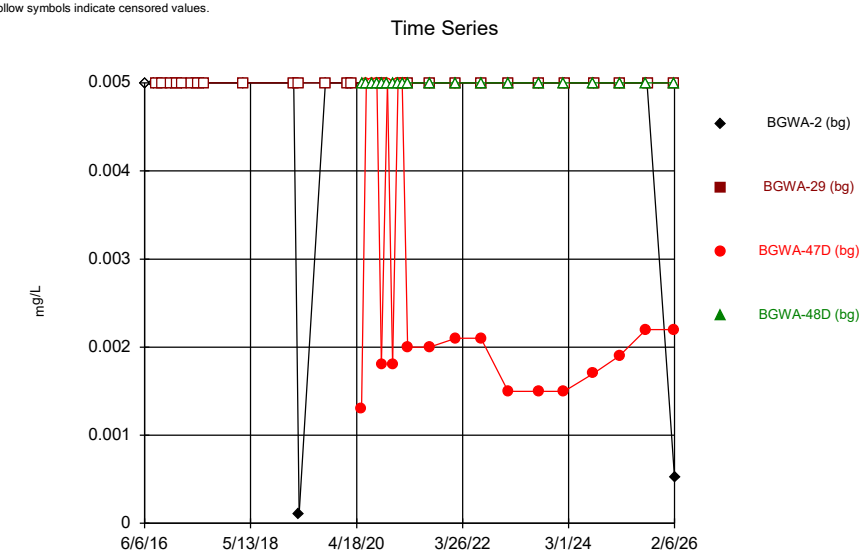

Constituent: Selenium Analysis Run 4/13/2026 3:35 PM View: Upper Tolerance Limits
Plant Bowen Client: Southern Company Data: Bowen AP-1

Sanitas™ v.10.1.06 Software licensed to Groundwater Stats Consulting. UG
Hollow symbols indicate censored values.

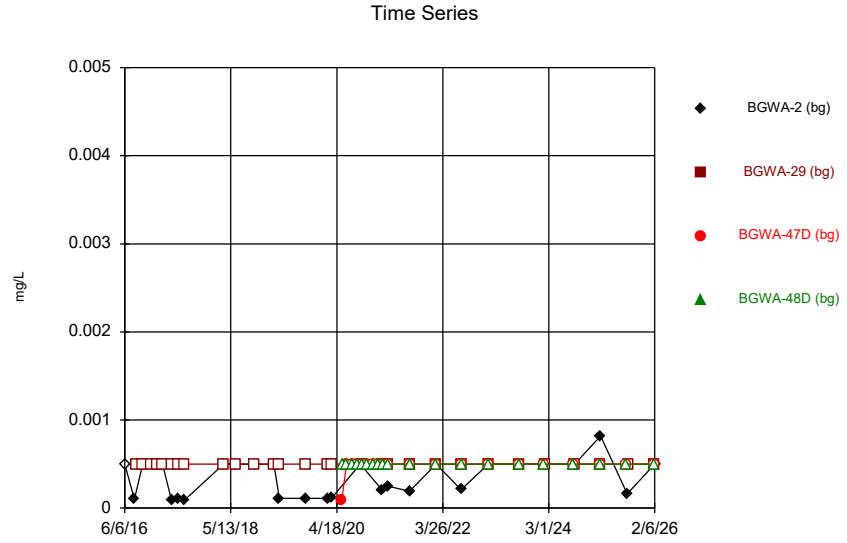

Constituent: Thallium Analysis Run 4/13/2026 3:35 PM View: Upper Tolerance Limits
Plant Bowen Client: Southern Company Data: Bowen AP-1

Sanitas™ v.10.1.06 Software licensed to Groundwater Stats Consulting. UG



Non-parametric test used in lieu of parametric tolerance limit because censored data exceeded 50%. Limit is highest of 90 background values. 67.78% NDs. 95.12% coverage at alpha=0.01; 96.68% coverage at alpha=0.05; 99.41% coverage at alpha=0.5. Report alpha = 0.009888.

Constituent: Antimony Analysis Run 4/13/2026 3:35 PM View: Upper Tolerance Limits
Plant Bowen Client: Southern Company Data: Bowen AP-1

Sanitas™ v.10.1.06 Software licensed to Groundwater Stats Consulting. UG



Non-parametric test used in lieu of parametric tolerance limit because censored data exceeded 50%. Limit is highest of 98 background values. 59.18% NDs. 95.51% coverage at alpha=0.01; 97.07% coverage at alpha=0.05; 99.41% coverage at alpha=0.5. Report alpha = 0.00656.

Constituent: Arsenic Analysis Run 4/13/2026 3:35 PM View: Upper Tolerance Limits
Plant Bowen Client: Southern Company Data: Bowen AP-1

Sanitas™ v.10.1.06 Software licensed to Groundwater Stats Consulting. UG



Non-parametric test used in lieu of parametric tolerance limit because the Shapiro Francia normality test showed the data to be non-normal at the 0.01 alpha level. Limit is highest of 98 background values. 95.51% coverage at alpha=0.01; 97.07% coverage at alpha=0.05; 99.41% coverage at alpha=0.5. Report alpha = 0.00656.

Constituent: Barium Analysis Run 4/13/2026 3:35 PM View: Upper Tolerance Limits
Plant Bowen Client: Southern Company Data: Bowen AP-1

Sanitas™ v.10.1.06 Software licensed to Groundwater Stats Consulting. UG

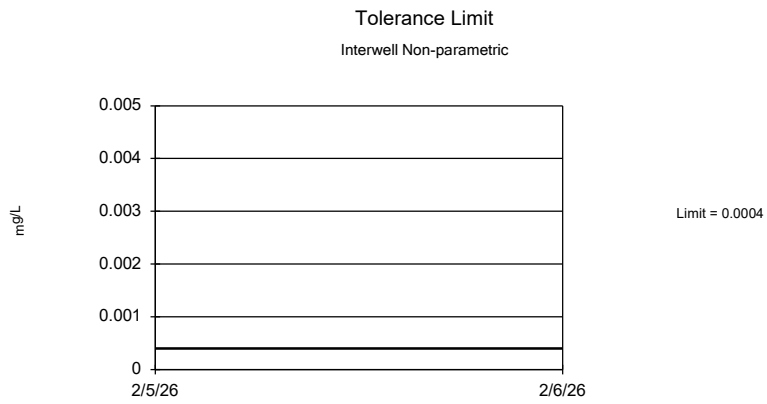

Non-parametric test used in lieu of parametric tolerance limit because censored data exceeded 50%. Limit is highest of 94 background values. 98.94% NDs. 95.12% coverage at alpha=0.01; 96.68% coverage at alpha=0.05; 99.41% coverage at alpha=0.5. Report alpha = 0.008054.

Constituent: Beryllium Analysis Run 4/13/2026 3:36 PM View: Upper Tolerance Limits
Plant Bowen Client: Southern Company Data: Bowen AP-1

Sanitas™ v.10.1.06 Software licensed to Groundwater Stats Consulting. UG

Tolerance Limit

Interwell Non-parametric



Non-parametric test used in lieu of parametric tolerance limit because censored data exceeded 50%. Limit is highest of 98 background values. 97.96% NDs. 95.51% coverage at alpha=0.01; 97.07% coverage at alpha=0.05; 99.41% coverage at alpha=0.5. Report alpha = 0.00656.

Constituent: Cadmium Analysis Run 4/13/2026 3:36 PM View: Upper Tolerance Limits

Plant Bowen Client: Southern Company Data: Bowen AP-1

Sanitas™ v.10.1.06 Software licensed to Groundwater Stats Consulting. UG

Tolerance Limit

Interwell Non-parametric

Non-parametric test used in lieu of parametric tolerance limit because censored data exceeded 50%. Limit is highest of 94 background values. 69.15% NDs. 95.12% coverage at alpha=0.01; 96.68% coverage at alpha=0.05; 99.41% coverage at alpha=0.5. Report alpha = 0.008054.

Constituent: Chromium Analysis Run 4/13/2026 3:36 PM View: Upper Tolerance Limits

Plant Bowen Client: Southern Company Data: Bowen AP-1

Sanitas™ v.10.1.06 Software licensed to Groundwater Stats Consulting. UG

Tolerance Limit

Interwell Non-parametric

Non-parametric test used in lieu of parametric tolerance limit because censored data exceeded 50%. Limit is highest of 99 background values. 93.94% NDs. 95.51% coverage at alpha=0.01; 97.07% coverage at alpha=0.05; 99.41% coverage at alpha=0.5. Report alpha = 0.006232.

Constituent: Cobalt Analysis Run 4/13/2026 3:36 PM View: Upper Tolerance Limits

Plant Bowen Client: Southern Company Data: Bowen AP-1

Sanitas™ v.10.1.06 Software licensed to Groundwater Stats Consulting. UG

Tolerance Limit

Interwell Parametric

95% coverage. Background Data Summary: Mean=0.7996, Std. Dev.=0.4278, n=98. Normality test: Shapiro Francia @alpha = 0.01, calculated = 0.9744, critical = 0.966. Report alpha = 0.05.

Constituent: Combined Radium 226 + 228 Analysis Run 4/13/2026 3:36 PM View: Upper Tolerance Limits

Plant Bowen Client: Southern Company Data: Bowen AP-1

Sanitas™ v.10.1.06 Software licensed to Groundwater Stats Consulting. UG

Tolerance Limit

Interwell Non-parametric



Non-parametric test used in lieu of parametric tolerance limit because the Chi Squared normality test showed the data to be non-normal at the 0.01 alpha level. Limit is highest of 101 background values. 47.52% NDs. 95.51% coverage at alpha=0.01; 97.07% coverage at alpha=0.05; 99.41% coverage at alpha=0.5. Report alpha = 0.005625.

Constituent: Fluoride Analysis Run 4/13/2026 3:36 PM View: Upper Tolerance Limits

Plant Bowen Client: Southern Company Data: Bowen AP-1

Sanitas™ v.10.1.06 Software licensed to Groundwater Stats Consulting. UG

Tolerance Limit

Interwell Non-parametric



Non-parametric test used in lieu of parametric tolerance limit because censored data exceeded 50%. Limit is highest of 94 background values. 72.34% NDs. 95.12% coverage at alpha=0.01; 96.68% coverage at alpha=0.05; 99.41% coverage at alpha=0.5. Report alpha = 0.008054.

Constituent: Lead Analysis Run 4/13/2026 3:36 PM View: Upper Tolerance Limits

Plant Bowen Client: Southern Company Data: Bowen AP-1

Sanitas™ v.10.1.06 Software licensed to Groundwater Stats Consulting. UG

Tolerance Limit

Interwell Non-parametric



Non-parametric test used in lieu of parametric tolerance limit because censored data exceeded 50%. Limit is highest of 98 background values. 76.53% NDs. 95.51% coverage at alpha=0.01; 97.07% coverage at alpha=0.05; 99.41% coverage at alpha=0.5. Report alpha = 0.00656.

Constituent: Lithium Analysis Run 4/13/2026 3:36 PM View: Upper Tolerance Limits

Plant Bowen Client: Southern Company Data: Bowen AP-1

Sanitas™ v.10.1.06 Software licensed to Groundwater Stats Consulting. UG

Tolerance Limit

Interwell Non-parametric



Non-parametric test used in lieu of parametric tolerance limit because censored data exceeded 50%. Limit is highest of 94 background values. 91.49% NDs. 95.12% coverage at alpha=0.01; 96.68% coverage at alpha=0.05; 99.41% coverage at alpha=0.5. Report alpha = 0.008054.

Constituent: Mercury Analysis Run 4/13/2026 3:36 PM View: Upper Tolerance Limits

Plant Bowen Client: Southern Company Data: Bowen AP-1

Sanitas™ v.10.1.06 Software licensed to Groundwater Stats Consulting. UG

Tolerance Limit

Interwell Non-parametric

Non-parametric test used in lieu of parametric tolerance limit because censored data exceeded 50%. Limit is highest of 99 background values. 65.66% NDs. 95.51% coverage at alpha=0.01; 97.07% coverage at alpha=0.05; 99.41% coverage at alpha=0.5. Report alpha = 0.006232.

Constituent: Molybdenum Analysis Run 4/13/2026 3:36 PM View: Upper Tolerance Limits

Plant Bowen Client: Southern Company Data: Bowen AP-1

Sanitas™ v.10.1.06 Software licensed to Groundwater Stats Consulting. UG

Tolerance Limit

Interwell Non-parametric

Non-parametric test used in lieu of parametric tolerance limit because censored data exceeded 50%. Limit is highest of 94 background values. 82.98% NDs. 95.12% coverage at alpha=0.01; 96.68% coverage at alpha=0.05; 99.41% coverage at alpha=0.5. Report alpha = 0.008054.

Constituent: Selenium Analysis Run 4/13/2026 3:36 PM View: Upper Tolerance Limits

Plant Bowen Client: Southern Company Data: Bowen AP-1

Sanitas™ v.10.1.06 Software licensed to Groundwater Stats Consulting. UG

Tolerance Limit

Interwell Non-parametric



Non-parametric test used in lieu of parametric tolerance limit because censored data exceeded 50%. Limit is highest of 98 background values. 84.69% NDs. 95.51% coverage at alpha=0.01; 97.07% coverage at alpha=0.05; 99.41% coverage at alpha=0.5. Report alpha = 0.00656.

Constituent: Thallium Analysis Run 4/13/2026 3:36 PM View: Upper Tolerance Limits

Plant Bowen Client: Southern Company Data: Bowen AP-1

FIGURE G.

BOWEN ASH POND 1 GWPS				
Constituent Name	**MCL**	**CCR-Rule Specified**	**Background Limit**	**GWPS**
Antimony, Total (mg/L)	0.006		0.0042	0.006
Arsenic, Total (mg/L)	0.01		0.01	0.01
Barium, Total (mg/L)	2		0.22	2
Beryllium, Total (mg/L)	0.004		0.0004	0.004
Cadmium, Total (mg/L)	0.005		0.0005	0.005
Chromium, Total (mg/L)	0.1		0.005	0.1
Cobalt, Total (mg/L)		0.006	0.005	0.006
Combined Radium, Total (pCi/L)	5		1.62	5
Fluoride, Total (mg/L)	4		0.57	4
Lead, Total (mg/L)		0.015	0.0024	0.015
Lithium, Total (mg/L)		0.04	0.0022	0.04
Mercury, Total (mg/L)	0.002		0.00022	0.002
Molybdenum, Total (mg/L)		0.1	0.01	0.1
Selenium, Total (mg/L)	0.05		0.005	0.05
Thallium, Total (mg/L)	0.002		0.00082	0.002

**GWPS = Groundwater Protection Standard*

**MCL = Maximum Contaminant Level*

**CCR = Coal Combustion Residuals*

FIGURE H.

Cobalt BGWC-16 & Lithium BGWC-20 Trend Tests - All/Significant Results

Plant Bowen Client: Southern Company Data: Bowen AP-1 Printed 4/15/2026, 10:10 AM

Constituent	Well	Slope	Calc.	Critical	Sig.	N	%NDs	Normality	Xform	Alpha	Method
Cobalt (mg/L)	**BGWC-16**	**0.0009139**	**300**	**106**	**Yes**	**29**	**3.448**	**n/a**	**n/a**	**0.05**	**NP**
Lithium (mg/L)	**BGWC-20**	**0.006067**	**224**	**106**	**Yes**	**29**	**0**	**n/a**	**n/a**	**0.05**	**NP**

Sanitas™ v.10.1.06 Software licensed to Groundwater Stats Consulting. UG

Hollow symbols indicate censored values.

Sen's Slope Estimator

BGWC-16

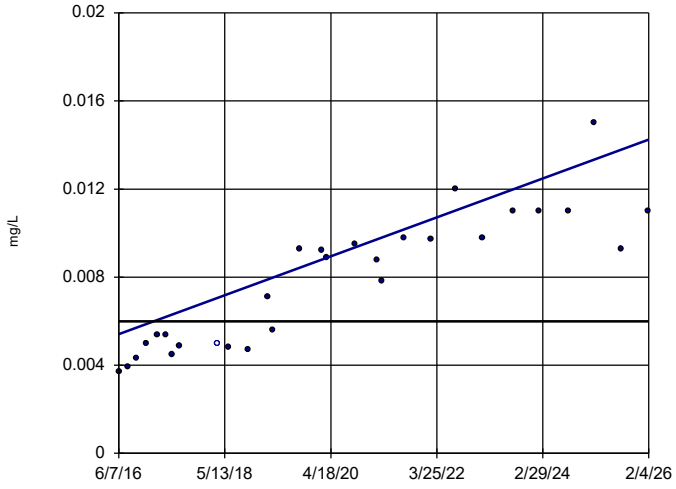

n = 29

Slope = 0.0009139 units per year.

Mann-Kendall statistic = 300 critical = 106

Increasing trend significant at 95% confidence level (α = 0.025 per tail).

GWPS = 0.006.

Constituent: Cobalt Analysis Run 4/15/2026 10:10 AM View: Date Range Trend Tests

Plant Bowen Client: Southern Company Data: Bowen AP-1

Sanitas™ v.10.1.06 Software licensed to Groundwater Stats Consulting. UG

Sen's Slope Estimator

BGWC-20

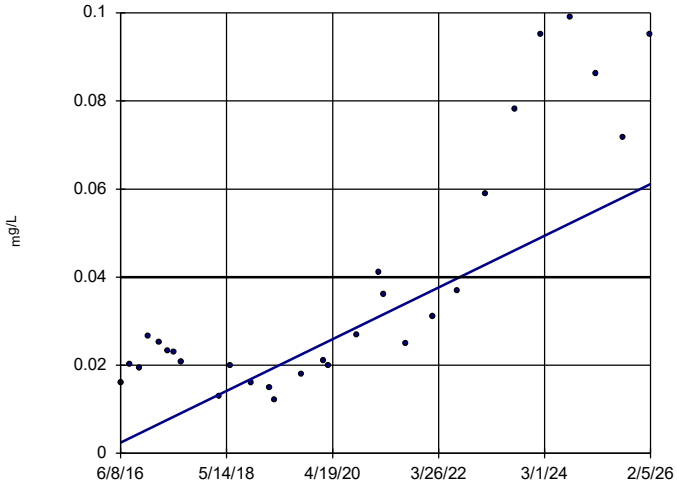

n = 29

Slope = 0.006067 units per year.

Mann-Kendall statistic = 224 critical = 106

Increasing trend significant at 95% confidence level (α = 0.025 per tail).

GWPS = 0.04.

Constituent: Lithium Analysis Run 4/15/2026 10:10 AM View: Date Range Trend Tests

Plant Bowen Client: Southern Company Data: Bowen AP-1

Cobalt BGWC-16 & Lithium BGWC-20 Trend Tests - Truncated Record - All Results (No Significant)

Plant Bowen Client: Southern Company Data: Bowen AP-1 Printed 4/15/2026, 10:09 AM

Constituent	Well	Slope	Calc.	Critical	Sig.	N	%NDs	Normality	Xform	Alpha	Method
Cobalt (mg/L)	BGWC-16	0.000445	33	34	No	13	0	n/a	n/a	0.05	NP
Lithium (mg/L)	BGWC-20	0.01172	14	17	No	8	0	n/a	n/a	0.05	NP

Sen's Slope Estimator

BGWC-16

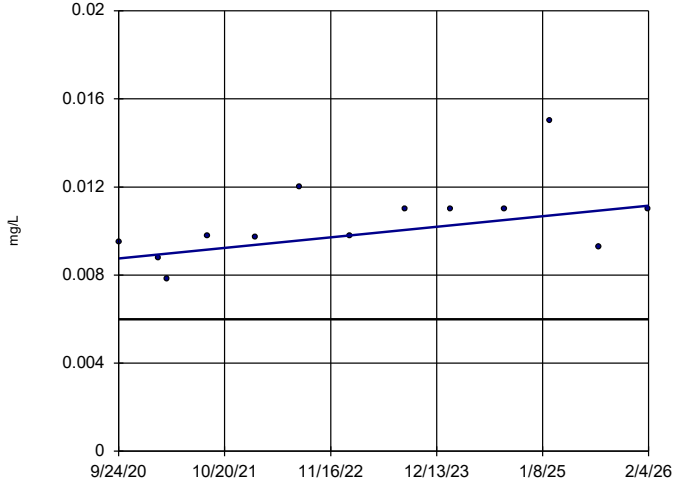

n = 13

Slope = 0.000445 units per year.

Mann-Kendall statistic = 33 critical = 34

Trend not significant at 95% confidence level (α = 0.025 per tail).

GWPS = 0.006.

Constituent: Cobalt Analysis Run 5/28/2026 3:00 PM View: Date Range Trend Tests

Plant Bowen Client: Southern Company Data: Bowen AP-1

Sanitas™ v.10.1.06e Software licensed to Groundwater Stats Consulting. UG

Sen's Slope Estimator

BGWC-20

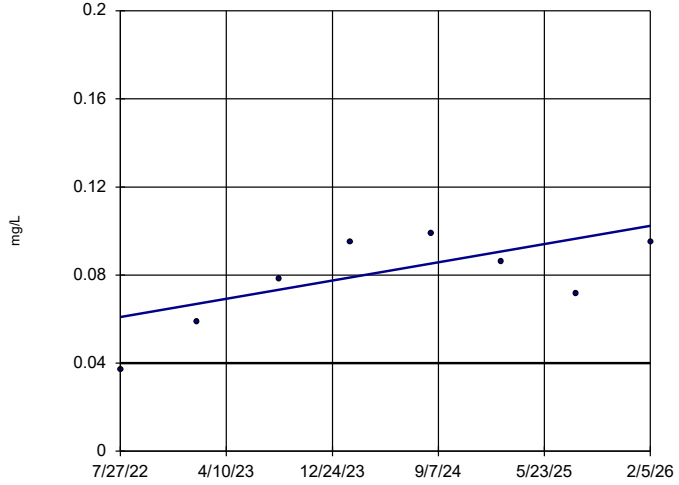

n = 8

Slope = 0.01172 units per year.

Mann-Kendall statistic = 14 critical = 17

Trend not significant at 95% confidence level (α = 0.025 per tail).

GWPS = 0.04.

Constituent: Lithium Analysis Run 5/28/2026 3:00 PM View: Date Range Trend Tests

Plant Bowen Client: Southern Company Data: Bowen AP-1

FIGURE I.

Confidence Interval Summary Table - Significant Results

Plant Bowen Client: Southern Company Data: Bowen AP-1 Printed 4/14/2026, 1:45 PM

Constituent	Well	Upper Lim.	Lower Lim.	Compliance	Sig.	N	Std. Dev.	%NDs	ND Adj.	Transform	Alpha	Method
Arsenic (mg/L)	**BGWC-34D**	**0.01731**	**0.01489**	**0.01**	**Yes**	**20**	**0.002125**	**0**	**None**	**No**	**0.01**	**Param.**
Cobalt (mg/L)	**BGWC-16**	**0.01176**	**0.009121**	**0.006**	**Yes**	**13**	**0.001772**	**0**	**None**	**No**	**0.01**	**Param.**
Cobalt (mg/L)	**BGWC-22**	**0.02452**	**0.01583**	**0.006**	**Yes**	**32**	**0.01003**	**0**	**None**	**No**	**0.01**	**Param.**
Lithium (mg/L)	**BGWC-20**	**0.1002**	**0.05508**	**0.04**	**Yes**	**8**	**0.02127**	**0**	**None**	**No**	**0.01**	**Param.**
Molybdenum (mg/L)	**BGWC-43D**	**0.1891**	**0.1397**	**0.1**	**Yes**	**16**	**0.03794**	**0**	**None**	**No**	**0.01**	**Param.**

Confidence Interval Summary Table - All Results

Plant Bowen Client: Southern Company Data: Bowen AP-1 Printed 4/14/2026, 1:45 PM

Constituent	Well	Upper Lim.	Lower Lim.	Compliance	Sig.	N	Std. Dev.	%NDs	ND Adj.	Transform	Alpha	Method
Antimony (mg/L)	BGWC-7	0.002	0.0016	0.006	No	25	0.0004508	84	None	No	0.01	NP (NDs)
Antimony (mg/L)	BGWC-8	0.002	0.00059	0.006	No	25	0.0005038	88	None	No	0.01	NP (NDs)
Antimony (mg/L)	BGWC-9	0.002	0.0014	0.006	No	24	0.0005243	83.33	None	No	0.01	NP (NDs)
Antimony (mg/L)	BGWC-10	0.0021	0.0015	0.006	No	25	0.0001115	88	None	No	0.01	NP (NDs)
Antimony (mg/L)	BGWC-14A	0.002	0.00061	0.006	No	20	0.0004782	90	None	No	0.01	NP (NDs)
Antimony (mg/L)	BGWC-16	0.002	0.0004	0.006	No	25	0.00032	96	None	No	0.01	NP (NDs)
Antimony (mg/L)	BGWC-17	0.002	0.0002	0.006	No	25	0.00036	96	None	No	0.01	NP (NDs)
Antimony (mg/L)	BGWC-19	0.002	0.0005	0.006	No	25	0.0003	96	None	No	0.01	NP (NDs)
Antimony (mg/L)	BGWC-20	0.002	0.0014	0.006	No	25	0.0003184	92	None	No	0.01	NP (NDs)
Antimony (mg/L)	BGWC-21	0.002	0.0017	0.006	No	24	0.0001345	91.67	None	No	0.01	NP (NDs)
Antimony (mg/L)	BGWC-22	0.0021	0.00085	0.006	No	25	0.0004778	80	None	No	0.01	NP (NDs)
Antimony (mg/L)	BGWC-23	0.0031	0.0022	0.006	No	26	0.001263	50	None	No	0.01	NP (normality)
Antimony (mg/L)	BGWC-24	0.0032	0.0028	0.006	No	25	0.001986	60	None	No	0.01	NP (NDs)
Antimony (mg/L)	BGWC-25	0.002	0.0013	0.006	No	25	0.0003114	92	None	No	0.01	NP (NDs)
Antimony (mg/L)	BGWC-30	0.002	0.00085	0.006	No	25	0.0003688	92	None	No	0.01	NP (NDs)
Antimony (mg/L)	BGWC-31	0.0023	0.00038	0.006	No	15	0.0004308	86.67	None	No	0.01	NP (NDs)
Antimony (mg/L)	BGWC-32	0.002	0.00039	0.006	No	15	0.0005718	86.67	None	No	0.01	NP (NDs)
Antimony (mg/L)	BGWC-34D	0.002	0.00079	0.006	No	15	0.0004819	86.67	None	No	0.01	NP (NDs)
Antimony (mg/L)	BGWC-35D	0.01	0.00086	0.006	No	15	0.004333	66.67	None	No	0.01	NP (NDs)
Antimony (mg/L)	BGWC-36D	0.0021	0.00096	0.006	No	15	0.0002716	86.67	None	No	0.01	NP (NDs)
Antimony (mg/L)	BGWC-38D	0.003243	0.0007326	0.006	No	15	0.002584	20	Kaplan-Meier	sqrt(x)	0.01	Param.
Antimony (mg/L)	BGWC-40	0.002	0.0005	0.006	No	15	0.0003873	93.33	Kaplan-Meier	No	0.01	NP (NDs)
Antimony (mg/L)	BGWC-43D	0.002	0.00091	0.006	No	13	0.0004794	76.92	Kaplan-Meier	No	0.01	NP (NDs)
Antimony (mg/L)	BGWC-49D	0.002	0.002	0.006	No	11	0.0004854	90.91	Kaplan-Meier	No	0.006	NP (NDs)
Antimony (mg/L)	BGWC-50D	0.002	0.0019	0.006	No	11	0.00009244	81.82	None	No	0.006	NP (NDs)
Antimony (mg/L)	BGWC-51	0.002	0.0019	0.006	No	13	0.00002774	92.31	None	No	0.01	NP (NDs)
Antimony (mg/L)	BGWC-52	0.002	0.00085	0.006	No	13	0.0004937	76.92	None	No	0.01	NP (NDs)
Arsenic (mg/L)	BGWC-7	0.002566	0.001737	0.01	No	29	0.0009046	13.79	None	No	0.01	Param.
Arsenic (mg/L)	BGWC-8	0.002	0.0007	0.01	No	29	0.0006804	51.72	None	No	0.01	NP (NDs)
Arsenic (mg/L)	BGWC-9	0.0022	0.001605	0.01	No	28	0.0006648	21.43	Kaplan-Meier	No	0.01	Param.
Arsenic (mg/L)	BGWC-10	0.006885	0.005302	0.01	No	29	0.001727	3.448	None	No	0.01	Param.
Arsenic (mg/L)	BGWC-12	0.002	0.0009	0.01	No	29	0.0008237	44.83	None	No	0.01	NP (normality)
Arsenic (mg/L)	BGWC-14A	0.0021	0.002	0.01	No	20	0.0005294	70	None	No	0.01	NP (NDs)
Arsenic (mg/L)	BGWC-16	0.002	0.0008	0.01	No	29	0.0006736	58.62	None	No	0.01	NP (NDs)
Arsenic (mg/L)	BGWC-17	0.002	0.0014	0.01	No	29	0.0005285	68.97	None	No	0.01	NP (NDs)
Arsenic (mg/L)	BGWC-18	0.002	0.0014	0.01	No	29	0.0005851	68.97	None	No	0.01	NP (NDs)
Arsenic (mg/L)	BGWC-19	0.002	0.00082	0.01	No	29	0.0006388	58.62	None	No	0.01	NP (NDs)
Arsenic (mg/L)	BGWC-20	0.002	0.0015	0.01	No	29	0.001317	41.38	None	No	0.01	NP (normality)
Arsenic (mg/L)	BGWC-21	0.002	0.0015	0.01	No	28	0.0005562	60.71	None	No	0.01	NP (NDs)
Arsenic (mg/L)	BGWC-22	0.003173	0.001651	0.01	No	29	0.002225	13.79	None	x^(1/3)	0.01	Param.
Arsenic (mg/L)	BGWC-23	0.003487	0.001765	0.01	No	29	0.002345	10.34	None	x^(1/3)	0.01	Param.
Arsenic (mg/L)	BGWC-24	0.005152	0.003034	0.01	No	30	0.002585	13.33	None	sqrt(x)	0.01	Param.
Arsenic (mg/L)	BGWC-25	0.00263	0.001777	0.01	No	29	0.0009523	17.24	Kaplan-Meier	sqrt(x)	0.01	Param.
Arsenic (mg/L)	BGWC-30	0.001726	0.000843	0.01	No	29	0.0008909	41.38	Kaplan-Meier	No	0.01	Param.
Arsenic (mg/L)	BGWC-31	0.004992	0.003542	0.01	No	18	0.001198	0	None	No	0.01	Param.
Arsenic (mg/L)	BGWC-32	0.002836	0.001094	0.01	No	18	0.001642	22.22	Kaplan-Meier	sqrt(x)	0.01	Param.
Arsenic (mg/L)	**BGWC-34D**	**0.01731**	**0.01489**	**0.01**	**Yes**	**20**	**0.002125**	**0**	**None**	**No**	**0.01**	**Param.**
Arsenic (mg/L)	BGWC-35D	0.006002	0.002129	0.01	No	18	0.003895	5.556	None	sqrt(x)	0.01	Param.
Arsenic (mg/L)	BGWC-36D	0.0022	0.0007828	0.01	No	18	0.001388	38.89	Kaplan-Meier	sqrt(x)	0.01	Param.
Arsenic (mg/L)	BGWC-38D	0.003075	0.001429	0.01	No	15	0.001503	26.67	Kaplan-Meier	ln(x)	0.01	Param.
Arsenic (mg/L)	BGWC-40	0.002067	0.00062	0.01	No	15	0.000932	40	Kaplan-Meier	No	0.01	Param.
Arsenic (mg/L)	BGWC-43D	0.005005	0.001346	0.01	No	13	0.002402	23.08	Kaplan-Meier	No	0.01	Param.
Arsenic (mg/L)	BGWC-49D	0.006955	0.001882	0.01	No	11	0.003022	18.18	Kaplan-Meier	No	0.01	Param.
Arsenic (mg/L)	BGWC-50D	0.00308	0.002142	0.01	No	11	0.001069	18.18	Kaplan-Meier	No	0.01	Param.
Arsenic (mg/L)	BGWC-51	0.0057	0.0012	0.01	No	13	0.001663	53.85	Kaplan-Meier	No	0.01	NP (NDs)
Arsenic (mg/L)	BGWC-52	0.0028	0.00099	0.01	No	13	0.001084	53.85	Kaplan-Meier	No	0.01	NP (NDs)
Arsenic (mg/L)	BGWC-53D	0.008394	0	0.01	No	4	0.002504	25	Kaplan-Meier	No	0.01	Param.
Arsenic (mg/L)	PZ-7	0.00452	0.0001261	0.01	No	7	0.001629	42.86	Kaplan-Meier	No	0.01	Param.
Barium (mg/L)	BGWC-7	0.03638	0.02983	2	No	29	0.00715	0	None	No	0.01	Param.
Barium (mg/L)	BGWC-8	0.02971	0.02682	2	No	29	0.004998	0	None	x^3	0.01	Param.
Barium (mg/L)	BGWC-9	0.03076	0.02749	2	No	28	0.003497	0	None	No	0.01	Param.
Barium (mg/L)	BGWC-10	0.0533	0.04371	2	No	29	0.01196	0	None	ln(x)	0.01	Param.
Barium (mg/L)	BGWC-12	0.0426	0.0337	2	No	29	0.009712	0	None	No	0.01	Param.
Barium (mg/L)	BGWC-14A	0.03961	0.03249	2	No	20	0.00627	0	None	No	0.01	Param.
Barium (mg/L)	BGWC-16	0.03023	0.0272	2	No	29	0.003303	0	None	No	0.01	Param.

Confidence Interval Summary Table - All Results

Plant Bowen Client: Southern Company Data: Bowen AP-1 Printed 4/14/2026, 1:45 PM

Constituent	Well	Upper Lim.	Lower Lim.	Compliance	Sig.	N	Std. Dev.	%NDs	ND Adj.	Transform	Alpha	Method
Barium (mg/L)	BGWC-17	0.0179	0.015	2	No	29	0.002457	0	None	No	0.01	NP (normality)
Barium (mg/L)	BGWC-18	0.03422	0.03055	2	No	29	0.004105	0	None	sqrt(x)	0.01	Param.
Barium (mg/L)	BGWC-19	0.0375	0.03188	2	No	29	0.006141	0	None	No	0.01	Param.
Barium (mg/L)	BGWC-20	0.03425	0.03162	2	No	29	0.002869	0	None	No	0.01	Param.
Barium (mg/L)	BGWC-21	0.03939	0.02902	2	No	28	0.0111	0	None	No	0.01	Param.
Barium (mg/L)	BGWC-22	0.08625	0.07243	2	No	29	0.01641	0	None	x^2	0.01	Param.
Barium (mg/L)	BGWC-23	0.09945	0.07908	2	No	29	0.02224	0	None	No	0.01	Param.
Barium (mg/L)	BGWC-24	0.09555	0.06529	2	No	30	0.03365	0	None	No	0.01	Param.
Barium (mg/L)	BGWC-25	0.02217	0.01681	2	No	29	0.006691	0	None	ln(x)	0.01	Param.
Barium (mg/L)	BGWC-30	0.15	0.061	2	No	29	0.05948	0	None	No	0.01	NP (normality)
Barium (mg/L)	BGWC-31	0.04296	0.03709	2	No	18	0.004981	0	None	sqrt(x)	0.01	Param.
Barium (mg/L)	BGWC-32	0.12	0.085	2	No	18	0.01837	0	None	No	0.01	NP (normality)
Barium (mg/L)	BGWC-34D	0.05333	0.043	2	No	18	0.008535	0	None	No	0.01	Param.
Barium (mg/L)	BGWC-35D	0.08214	0.05816	2	No	18	0.02137	0	None	x^(1/3)	0.01	Param.
Barium (mg/L)	BGWC-36D	0.073	0.059	2	No	18	0.01318	0	None	No	0.01	NP (normality)
Barium (mg/L)	BGWC-38D	0.1555	0.09697	2	No	15	0.04619	0	None	sqrt(x)	0.01	Param.
Barium (mg/L)	BGWC-40	0.05144	0.0387	2	No	15	0.0094	0	None	No	0.01	Param.
Barium (mg/L)	BGWC-43D	0.07147	0.05715	2	No	13	0.00963	0	None	No	0.01	Param.
Barium (mg/L)	BGWC-49D	0.07876	0.0596	2	No	11	0.0115	0	None	No	0.01	Param.
Barium (mg/L)	BGWC-50D	0.05574	0.03281	2	No	11	0.01376	0	None	No	0.01	Param.
Barium (mg/L)	BGWC-51	0.054	0.0055	2	No	13	0.02186	0	None	No	0.01	NP (normality)
Barium (mg/L)	BGWC-52	0.084	0.019	2	No	13	0.02815	0	None	No	0.01	NP (normality)
Barium (mg/L)	BGWC-53D	0.07884	0.03616	2	No	4	0.009399	0	None	No	0.01	Param.
Barium (mg/L)	PZ-7	0.03031	0.02026	2	No	7	0.004231	0	None	No	0.01	Param.
Beryllium (mg/L)	BGWC-12	0.0004	0.000076	0.004	No	27	0.00009057	92.59	None	No	0.01	NP (NDs)
Beryllium (mg/L)	BGWC-16	0.0004	0.00013	0.004	No	27	0.0001308	33.33	None	No	0.01	NP (normality)
Beryllium (mg/L)	BGWC-17	0.0004	0.000065	0.004	No	27	0.000135	81.48	None	No	0.01	NP (NDs)
Beryllium (mg/L)	BGWC-18	0.0004	0.0001	0.004	No	27	0.0001504	70.37	None	No	0.01	NP (NDs)
Beryllium (mg/L)	BGWC-19	0.0004	0.000088	0.004	No	27	0.0001519	70.37	None	No	0.01	NP (NDs)
Beryllium (mg/L)	BGWC-22	0.0004	0.00012	0.004	No	27	0.0001454	44.44	None	No	0.01	NP (normality)
Beryllium (mg/L)	BGWC-23	0.0004	0.000054	0.004	No	27	0.00006659	96.3	None	No	0.01	NP (NDs)
Beryllium (mg/L)	BGWC-24	0.0004	0.00024	0.004	No	28	0.0001105	46.43	None	No	0.01	NP (normality)
Beryllium (mg/L)	BGWC-36D	0.0004	0.00007	0.004	No	17	0.00008004	94.12	None	No	0.01	NP (NDs)
Beryllium (mg/L)	BGWC-38D	0.0004	0.00006	0.004	No	15	0.0001615	66.67	None	No	0.01	NP (NDs)
Beryllium (mg/L)	BGWC-51	0.0004	0.000072	0.004	No	13	0.0001531	53.85	None	No	0.01	NP (NDs)
Beryllium (mg/L)	BGWC-52	0.0004	0.000052	0.004	No	13	0.00009652	92.31	None	No	0.01	NP (NDs)
Beryllium (mg/L)	PZ-7	0.0004	0.000064	0.004	No	7	0.0001773	57.14	None	No	0.008	NP (NDs)
Cadmium (mg/L)	BGWC-14A	0.0004601	0.0001981	0.005	No	20	0.0002148	30	Kaplan-Meier	No	0.01	Param.
Cadmium (mg/L)	BGWC-16	0.001947	0.001448	0.005	No	29	0.0005795	0	None	sqrt(x)	0.01	Param.
Cadmium (mg/L)	BGWC-17	0.0005	0.00017	0.005	No	29	0.0001617	37.93	None	No	0.01	NP (normality)
Cadmium (mg/L)	BGWC-18	0.0005	0.0004	0.005	No	29	0.0001585	62.07	None	No	0.01	NP (NDs)
Cadmium (mg/L)	BGWC-19	0.0005	0.0002	0.005	No	29	0.0001147	89.66	None	No	0.01	NP (NDs)
Cadmium (mg/L)	BGWC-20	0.0005	0.00008	0.005	No	29	0.00007799	96.55	None	No	0.01	NP (NDs)
Cadmium (mg/L)	BGWC-22	0.0009	0.00033	0.005	No	29	0.0003134	51.72	None	No	0.01	NP (NDs)
Cadmium (mg/L)	BGWC-23	0.0005	0.00019	0.005	No	29	0.00005757	96.55	None	No	0.01	NP (NDs)
Cadmium (mg/L)	BGWC-24	0.004911	0.002815	0.005	No	30	0.002331	0	None	No	0.01	Param.
Cadmium (mg/L)	BGWC-30	0.0005	0.0004	0.005	No	29	0.0001229	65.52	None	No	0.01	NP (NDs)
Cadmium (mg/L)	BGWC-38D	0.00081	0.00032	0.005	No	15	0.0001612	66.67	None	No	0.01	NP (NDs)
Cadmium (mg/L)	BGWC-43D	0.0007668	0.0002277	0.005	No	13	0.0004281	0	None	sqrt(x)	0.01	Param.
Cadmium (mg/L)	BGWC-51	0.0007	0.00043	0.005	No	13	0.00008396	69.23	None	No	0.01	NP (NDs)
Cadmium (mg/L)	BGWC-52	0.0005	0.00025	0.005	No	13	0.0001311	76.92	None	No	0.01	NP (NDs)
Cadmium (mg/L)	PZ-7	0.0005	0.00013	0.005	No	7	0.0001857	42.86	None	No	0.008	NP (normality)
Chromium (mg/L)	BGWC-7	0.005	0.00095	0.1	No	27	0.001589	85.19	None	No	0.01	NP (NDs)
Chromium (mg/L)	BGWC-8	0.005	0.0012	0.1	No	27	0.01174	37.04	None	No	0.01	NP (normality)
Chromium (mg/L)	BGWC-9	0.005	0.0021	0.1	No	26	0.001235	84.62	None	No	0.01	NP (NDs)
Chromium (mg/L)	BGWC-10	0.005	0.0011	0.1	No	27	0.001156	92.59	None	No	0.01	NP (NDs)
Chromium (mg/L)	BGWC-12	0.005	0.0018	0.1	No	27	0.001939	74.07	None	No	0.01	NP (NDs)
Chromium (mg/L)	BGWC-14A	0.026	0.0014	0.1	No	20	0.004806	90	None	No	0.01	NP (NDs)
Chromium (mg/L)	BGWC-16	0.005	0.0019	0.1	No	27	0.001309	88.89	None	No	0.01	NP (NDs)
Chromium (mg/L)	BGWC-17	0.005	0.00044	0.1	No	27	0.00148	88.89	None	No	0.01	NP (NDs)
Chromium (mg/L)	BGWC-18	0.005	0.0011	0.1	No	27	0.001579	85.19	None	No	0.01	NP (NDs)
Chromium (mg/L)	BGWC-19	0.005	0.00035	0.1	No	27	0.0008949	96.3	None	No	0.01	NP (NDs)
Chromium (mg/L)	BGWC-20	0.005	0.0024	0.1	No	27	0.001677	66.67	None	No	0.01	NP (NDs)
Chromium (mg/L)	BGWC-21	0.005	0.0025	0.1	No	26	0.001248	88.46	None	No	0.01	NP (NDs)
Chromium (mg/L)	BGWC-22	0.005	0.00049	0.1	No	27	0.0008679	96.3	None	No	0.01	NP (NDs)

Confidence Interval Summary Table - All Results

Plant Bowen Client: Southern Company Data: Bowen AP-1 Printed 4/14/2026, 1:45 PM

Constituent	Well	Upper Lim.	Lower Lim.	Compliance	Sig.	N	Std. Dev.	%NDs	ND Adj.	Transform	Alpha	Method
Chromium (mg/L)	BGWC-23	0.005	0.0033	0.1	No	27	0.001618	77.78	None	No	0.01	NP (NDs)
Chromium (mg/L)	BGWC-24	0.005	0.0009	0.1	No	28	0.001367	89.29	None	No	0.01	NP (NDs)
Chromium (mg/L)	BGWC-25	0.005	0.0021	0.1	No	27	0.001053	92.59	None	No	0.01	NP (NDs)
Chromium (mg/L)	BGWC-30	0.005	0.00087	0.1	No	27	0.002116	48.15	None	No	0.01	NP (normality)
Chromium (mg/L)	BGWC-31	0.005	0.0011	0.1	No	17	0.001667	82.35	None	No	0.01	NP (NDs)
Chromium (mg/L)	BGWC-32	0.005	0.00072	0.1	No	17	0.001991	64.71	None	No	0.01	NP (NDs)
Chromium (mg/L)	BGWC-34D	0.005	0.0005	0.1	No	17	0.001091	94.12	None	No	0.01	NP (NDs)
Chromium (mg/L)	BGWC-35D	0.025	0.0086	0.1	No	17	0.009864	76.47	None	No	0.01	NP (NDs)
Chromium (mg/L)	BGWC-36D	0.005	0.00066	0.1	No	17	0.002031	70.59	None	No	0.01	NP (NDs)
Chromium (mg/L)	BGWC-38D	0.005	0.0031	0.1	No	15	0.001247	86.67	None	No	0.01	NP (NDs)
Chromium (mg/L)	BGWC-40	0.005	0.0007	0.1	No	15	0.002165	53.33	None	No	0.01	NP (NDs)
Chromium (mg/L)	BGWC-43D	0.005	0.0024	0.1	No	13	0.001448	84.62	None	No	0.01	NP (NDs)
Chromium (mg/L)	BGWC-49D	0.005	0.00071	0.1	No	11	0.001821	81.82	None	No	0.006	NP (NDs)
Chromium (mg/L)	BGWC-50D	0.005	0.005	0.1	No	11	0.001426	90.91	None	No	0.006	NP (NDs)
Chromium (mg/L)	BGWC-51	0.005	0.0006	0.1	No	13	0.001669	84.62	None	No	0.01	NP (NDs)
Chromium (mg/L)	BGWC-52	0.005	0.00061	0.1	No	13	0.001947	69.23	None	No	0.01	NP (NDs)
Chromium (mg/L)	PZ-7	0.005	0.00047	0.1	No	7	0.001712	85.71	None	No	0.008	NP (NDs)
Cobalt (mg/L)	BGWC-7	0.00094	0.00068	0.006	No	29	0.001862	24.14	None	No	0.01	NP (normality)
Cobalt (mg/L)	BGWC-8	0.005	0.0012	0.006	No	29	0.001616	86.21	None	No	0.01	NP (NDs)
Cobalt (mg/L)	BGWC-9	0.005	0.0006	0.006	No	28	0.001671	85.71	None	No	0.01	NP (NDs)
Cobalt (mg/L)	BGWC-10	0.005	0.00051	0.006	No	29	0.002278	58.62	None	No	0.01	NP (NDs)
Cobalt (mg/L)	BGWC-12	0.005	0.00045	0.006	No	29	0.002308	51.72	None	No	0.01	NP (NDs)
Cobalt (mg/L)	BGWC-14A	0.002227	0.001228	0.006	No	20	0.001574	25	Kaplan-Meier	sqrt(x)	0.01	Param.
Cobalt (mg/L)	**BGWC-16**	**0.01176**	**0.009121**	**0.006**	**Yes**	**13**	**0.001772**	**0**	**None**	**No**	**0.01**	**Param.**
Cobalt (mg/L)	BGWC-17	0.005	0.00015	0.006	No	29	0.0009006	96.55	None	No	0.01	NP (NDs)
Cobalt (mg/L)	BGWC-18	0.005	0.0009	0.006	No	29	0.001708	82.76	None	No	0.01	NP (NDs)
Cobalt (mg/L)	BGWC-19	0.005	0.00052	0.006	No	29	0.001215	93.1	None	No	0.01	NP (NDs)
Cobalt (mg/L)	BGWC-20	0.005	0.0008	0.006	No	29	0.001752	82.76	None	No	0.01	NP (NDs)
Cobalt (mg/L)	BGWC-21	0.005	0.00069	0.006	No	28	0.002929	32.14	None	No	0.01	NP (normality)
Cobalt (mg/L)	**BGWC-22**	**0.02452**	**0.01583**	**0.006**	**Yes**	**32**	**0.01003**	**0**	**None**	**No**	**0.01**	**Param.**
Cobalt (mg/L)	BGWC-23	0.005	0.0015	0.006	No	31	0.002071	70.97	None	No	0.01	NP (NDs)
Cobalt (mg/L)	BGWC-24	0.003683	0.0026	0.006	No	32	0.001249	9.375	None	No	0.01	Param.
Cobalt (mg/L)	BGWC-25	0.005	0.0006	0.006	No	29	0.00144	89.66	None	No	0.01	NP (NDs)
Cobalt (mg/L)	BGWC-30	0.005	0.0012	0.006	No	31	0.001959	67.74	None	No	0.01	NP (NDs)
Cobalt (mg/L)	BGWC-31	0.005	0.00041	0.006	No	18	0.002295	61.11	None	No	0.01	NP (NDs)
Cobalt (mg/L)	BGWC-32	0.006152	0.002653	0.006	No	20	0.00308	10	None	No	0.01	Param.
Cobalt (mg/L)	BGWC-34D	0.001616	0.0008466	0.006	No	18	0.0006356	11.11	None	No	0.01	Param.
Cobalt (mg/L)	BGWC-35D	0.0044	0.0011	0.006	No	18	0.008922	16.67	None	No	0.01	NP (normality)
Cobalt (mg/L)	BGWC-36D	0.005	0.00058	0.006	No	18	0.002106	66.67	None	No	0.01	NP (NDs)
Cobalt (mg/L)	BGWC-38D	0.00367	0.001408	0.006	No	16	0.003266	6.25	None	ln(x)	0.01	Param.
Cobalt (mg/L)	BGWC-40	0.005	0.0004	0.006	No	15	0.001876	20	None	No	0.01	NP (normality)
Cobalt (mg/L)	BGWC-43D	0.004144	0.002248	0.006	No	14	0.001415	0	None	sqrt(x)	0.01	Param.
Cobalt (mg/L)	BGWC-49D	0.005	0.00079	0.006	No	11	0.001651	18.18	None	No	0.006	NP (normality)
Cobalt (mg/L)	BGWC-50D	0.001532	0.0004859	0.006	No	11	0.0006278	9.091	None	No	0.01	Param.
Cobalt (mg/L)	BGWC-52	0.003437	0.001044	0.006	No	13	0.001609	0	None	No	0.01	Param.
Cobalt (mg/L)	BGWC-53D	0.0009268	0.0003399	0.006	No	4	0.002557	50	Kaplan-Meier	ln(x)	0.01	Param.
Cobalt (mg/L)	PZ-7	0.005	0.00025	0.006	No	7	0.001795	85.71	Kaplan-Meier	No	0.008	NP (NDs)
Combined Radium 226 + 228 (pCi/L)	BGWC-7	1.592	1.24	5	No	29	0.384	0	None	No	0.01	Param.
Combined Radium 226 + 228 (pCi/L)	BGWC-8	0.7658	0.4609	5	No	29	0.3328	0	None	No	0.01	Param.
Combined Radium 226 + 228 (pCi/L)	BGWC-9	0.9082	0.5247	5	No	28	0.4709	0	None	sqrt(x)	0.01	Param.
Combined Radium 226 + 228 (pCi/L)	BGWC-10	1.379	1.012	5	No	29	0.4403	0	None	sqrt(x)	0.01	Param.
Combined Radium 226 + 228 (pCi/L)	BGWC-12	0.7494	0.4183	5	No	29	0.3614	0	None	No	0.01	Param.
Combined Radium 226 + 228 (pCi/L)	BGWC-14A	1.158	0.5655	5	No	20	0.5214	0	None	No	0.01	Param.
Combined Radium 226 + 228 (pCi/L)	BGWC-16	1.17	0.7607	5	No	29	0.4471	0	None	No	0.01	Param.
Combined Radium 226 + 228 (pCi/L)	BGWC-17	0.8459	0.5296	5	No	29	0.3452	0	None	No	0.01	Param.
Combined Radium 226 + 228 (pCi/L)	BGWC-18	0.994	0.6351	5	No	29	0.4453	0	None	sqrt(x)	0.01	Param.
Combined Radium 226 + 228 (pCi/L)	BGWC-19	1.055	0.6677	5	No	29	0.423	0	None	No	0.01	Param.
Combined Radium 226 + 228 (pCi/L)	BGWC-20	1.303	0.882	5	No	29	0.4596	0	None	No	0.01	Param.
Combined Radium 226 + 228 (pCi/L)	BGWC-21	0.7872	0.4841	5	No	28	0.3243	0	None	No	0.01	Param.
Combined Radium 226 + 228 (pCi/L)	BGWC-22	2.645	1.889	5	No	29	0.8252	0	None	No	0.01	Param.
Combined Radium 226 + 228 (pCi/L)	BGWC-23	1.672	1.059	5	No	29	0.6689	0	None	No	0.01	Param.
Combined Radium 226 + 228 (pCi/L)	BGWC-24	2.903	1.649	5	No	29	2.424	0	None	ln(x)	0.01	Param.
Combined Radium 226 + 228 (pCi/L)	BGWC-25	0.8586	0.5294	5	No	29	0.3593	0	None	No	0.01	Param.
Combined Radium 226 + 228 (pCi/L)	BGWC-30	1.753	0.9711	5	No	28	0.8952	0	None	sqrt(x)	0.01	Param.
Combined Radium 226 + 228 (pCi/L)	BGWC-31	1.65	1.138	5	No	18	0.4233	0	None	No	0.01	Param.

Confidence Interval Summary Table - All Results

Plant Bowen Client: Southern Company Data: Bowen AP-1 Printed 4/14/2026, 1:45 PM

Constituent	Well	Upper Lim.	Lower Lim.	Compliance	Sig.	N	Std. Dev.	%NDs	ND Adj.	Transform	Alpha	Method
Combined Radium 226 + 228 (pCi/L)	BGWC-32	1.805	1.184	5	No	18	0.5138	0	None	No	0.01	Param.
Combined Radium 226 + 228 (pCi/L)	BGWC-34D	2.639	1.939	5	No	18	0.5893	0	None	sqrt(x)	0.01	Param.
Combined Radium 226 + 228 (pCi/L)	BGWC-35D	2.847	2.136	5	No	18	0.5877	0	None	No	0.01	Param.
Combined Radium 226 + 228 (pCi/L)	BGWC-36D	1.874	1.198	5	No	18	0.5956	0	None	sqrt(x)	0.01	Param.
Combined Radium 226 + 228 (pCi/L)	BGWC-38D	4.705	2.938	5	No	15	1.304	0	None	No	0.01	Param.
Combined Radium 226 + 228 (pCi/L)	BGWC-40	0.8486	0.442	5	No	15	0.3	0	None	No	0.01	Param.
Combined Radium 226 + 228 (pCi/L)	BGWC-43D	1.687	1.146	5	No	13	0.3637	0	None	No	0.01	Param.
Combined Radium 226 + 228 (pCi/L)	BGWC-49D	3.115	1.998	5	No	11	0.6706	0	None	No	0.01	Param.
Combined Radium 226 + 228 (pCi/L)	BGWC-50D	1.25	0.8285	5	No	11	0.2529	0	None	No	0.01	Param.
Combined Radium 226 + 228 (pCi/L)	BGWC-51	0.687	0.3948	5	No	13	0.1965	0	None	No	0.01	Param.
Combined Radium 226 + 228 (pCi/L)	BGWC-52	1.125	0.407	5	No	13	0.4826	0	None	No	0.01	Param.
Combined Radium 226 + 228 (pCi/L)	BGWC-53D	1.381	0.161	5	No	4	0.2687	0	None	No	0.01	Param.
Combined Radium 226 + 228 (pCi/L)	PZ-7	1.551	0.5031	5	No	6	0.4329	0	None	ln(x)	0.01	Param.
Fluoride (mg/L)	BGWC-7	0.1746	0.1319	4	No	30	0.04745	3.333	None	No	0.01	Param.
Fluoride (mg/L)	BGWC-8	0.1	0.063	4	No	30	0.0275	46.67	None	No	0.01	NP (normality)
Fluoride (mg/L)	BGWC-9	0.14	0.09	4	No	29	0.1306	0	None	No	0.01	NP (normality)
Fluoride (mg/L)	BGWC-10	0.08963	0.05551	4	No	30	0.06355	30	Kaplan-Meier	ln(x)	0.01	Param.
Fluoride (mg/L)	BGWC-12	0.1	0.081	4	No	30	0.05446	33.33	None	No	0.01	NP (normality)
Fluoride (mg/L)	BGWC-14A	0.1	0.066	4	No	20	0.01683	40	None	No	0.01	NP (normality)
Fluoride (mg/L)	BGWC-16	0.1204	0.06505	4	No	30	0.0999	20	Kaplan-Meier	ln(x)	0.01	Param.
Fluoride (mg/L)	BGWC-17	0.16	0.12	4	No	30	0.1234	3.333	None	No	0.01	NP (normality)
Fluoride (mg/L)	BGWC-18	0.1	0.074	4	No	30	0.089	30	None	No	0.01	NP (normality)
Fluoride (mg/L)	BGWC-19	0.1	0.071	4	No	30	0.09854	30	None	No	0.01	NP (normality)
Fluoride (mg/L)	BGWC-20	0.1	0.063	4	No	30	0.1176	36.67	None	No	0.01	NP (normality)
Fluoride (mg/L)	BGWC-21	0.1	0.08	4	No	29	0.02352	62.07	None	No	0.01	NP (NDs)
Fluoride (mg/L)	BGWC-22	0.32	0.23	4	No	33	0.2549	0	None	No	0.01	NP (normality)
Fluoride (mg/L)	BGWC-23	0.1	0.068	4	No	32	0.1882	25	None	No	0.01	NP (normality)
Fluoride (mg/L)	BGWC-24	0.3	0.12	4	No	33	0.9858	6.061	None	No	0.01	NP (normality)
Fluoride (mg/L)	BGWC-25	0.1	0.07	4	No	30	0.02901	50	None	No	0.01	NP (normality)
Fluoride (mg/L)	BGWC-30	0.17	0.075	4	No	32	0.1845	15.63	None	No	0.01	NP (normality)
Fluoride (mg/L)	BGWC-31	0.1	0.055	4	No	18	0.01521	88.89	None	No	0.01	NP (NDs)
Fluoride (mg/L)	BGWC-32	0.16	0.12	4	No	20	0.3027	0	None	No	0.01	NP (normality)
Fluoride (mg/L)	BGWC-34D	0.1	0.057	4	No	18	0.02316	66.67	None	No	0.01	NP (NDs)
Fluoride (mg/L)	BGWC-35D	0.22	0.13	4	No	18	0.1808	0	None	No	0.01	NP (normality)
Fluoride (mg/L)	BGWC-36D	0.15	0.11	4	No	18	0.08052	5.556	None	No	0.01	NP (normality)
Fluoride (mg/L)	BGWC-38D	0.5722	0.3291	4	No	16	0.1868	0	None	No	0.01	Param.
Fluoride (mg/L)	BGWC-40	0.08866	0.06556	4	No	16	0.01962	18.75	Kaplan-Meier	No	0.01	Param.
Fluoride (mg/L)	BGWC-43D	1.026	0.8615	4	No	16	0.1265	0	None	No	0.01	Param.
Fluoride (mg/L)	BGWC-49D	0.07902	0.06027	4	No	11	0.01691	27.27	Kaplan-Meier	No	0.01	Param.
Fluoride (mg/L)	BGWC-50D	0.1344	0.07563	4	No	11	0.03525	9.091	None	No	0.01	Param.
Fluoride (mg/L)	BGWC-51	0.1696	0.1182	4	No	13	0.03457	0	None	No	0.01	Param.
Fluoride (mg/L)	BGWC-52	0.14	0.085	4	No	13	0.0246	0	None	No	0.01	NP (normality)
Fluoride (mg/L)	BGWC-53D	0.09929	0.04721	4	No	4	0.01147	0	None	No	0.01	Param.
Fluoride (mg/L)	PZ-7	0.06879	0.05108	4	No	7	0.02239	42.86	Kaplan-Meier	ln(x)	0.01	Param.
Lead (mg/L)	BGWC-8	0.001	0.0003	0.015	No	27	0.000301	85.19	None	No	0.01	NP (NDs)
Lead (mg/L)	BGWC-9	0.001	0.0001	0.015	No	26	0.0004244	65.38	None	No	0.01	NP (NDs)
Lead (mg/L)	BGWC-10	0.001	0.00019	0.015	No	27	0.000223	92.59	None	No	0.01	NP (NDs)
Lead (mg/L)	BGWC-12	0.001	0.0003	0.015	No	27	0.0003819	70.37	None	No	0.01	NP (NDs)
Lead (mg/L)	BGWC-14A	0.001	0.00011	0.015	No	20	0.0003796	80	None	No	0.01	NP (NDs)
Lead (mg/L)	BGWC-16	0.001	0.00021	0.015	No	27	0.000398	48.15	None	No	0.01	NP (normality)
Lead (mg/L)	BGWC-17	0.001	0.000079	0.015	No	27	0.0001772	96.3	None	No	0.01	NP (NDs)
Lead (mg/L)	BGWC-18	0.001	0.0002	0.015	No	27	0.0003979	74.07	None	No	0.01	NP (NDs)
Lead (mg/L)	BGWC-19	0.001	0.0006	0.015	No	27	0.0002466	88.89	None	No	0.01	NP (NDs)
Lead (mg/L)	BGWC-20	0.001	0.0001	0.015	No	27	0.0002425	92.59	None	No	0.01	NP (NDs)
Lead (mg/L)	BGWC-21	0.001	0.000094	0.015	No	26	0.0004211	73.08	None	No	0.01	NP (NDs)
Lead (mg/L)	BGWC-22	0.001	0.00033	0.015	No	27	0.0003674	77.78	None	No	0.01	NP (NDs)
Lead (mg/L)	BGWC-23	0.001	0.00031	0.015	No	27	0.0002082	92.59	None	No	0.01	NP (NDs)
Lead (mg/L)	BGWC-24	0.001	0.00059	0.015	No	28	0.000365	78.57	None	No	0.01	NP (NDs)
Lead (mg/L)	BGWC-25	0.001	0.0005	0.015	No	27	0.0003652	70.37	None	No	0.01	NP (NDs)
Lead (mg/L)	BGWC-30	0.001	0.00018	0.015	No	27	0.0004148	59.26	None	No	0.01	NP (NDs)
Lead (mg/L)	BGWC-31	0.0005568	0.0002417	0.015	No	17	0.0003758	41.18	Kaplan-Meier	sqrt(x)	0.01	Param.
Lead (mg/L)	BGWC-32	0.001	0.00011	0.015	No	17	0.000302	88.24	Kaplan-Meier	No	0.01	NP (NDs)
Lead (mg/L)	BGWC-34D	0.001	0.000054	0.015	No	17	0.0002294	94.12	Kaplan-Meier	No	0.01	NP (NDs)
Lead (mg/L)	BGWC-35D	0.005	0.00023	0.015	No	17	0.002364	64.71	Kaplan-Meier	No	0.01	NP (NDs)
Lead (mg/L)	BGWC-36D	0.001	0.00033	0.015	No	17	0.0003579	64.71	Kaplan-Meier	No	0.01	NP (NDs)

Confidence Interval Summary Table - All Results

Plant Bowen Client: Southern Company Data: Bowen AP-1 Printed 4/14/2026, 1:45 PM

Constituent	Well	Upper Lim.	Lower Lim.	Compliance	Sig.	N	Std. Dev.	%NDs	ND Adj.	Transform	Alpha	Method
Lead (mg/L)	BGWC-38D	0.001	0.00022	0.015	No	15	0.0003704	73.33	Kaplan-Meier	No	0.01	NP (NDs)
Lead (mg/L)	BGWC-40	0.001	0.00017	0.015	No	15	0.0004036	66.67	Kaplan-Meier	No	0.01	NP (NDs)
Lead (mg/L)	BGWC-43D	0.001	0.00012	0.015	No	13	0.0002441	92.31	Kaplan-Meier	No	0.01	NP (NDs)
Lead (mg/L)	BGWC-49D	0.001	0.001	0.015	No	11	0.0002882	90.91	None	No	0.006	NP (NDs)
Lead (mg/L)	BGWC-50D	0.001	0.001	0.015	No	11	0.0002593	90.91	None	No	0.006	NP (NDs)
Lead (mg/L)	BGWC-51	0.001	0.00016	0.015	No	13	0.0003614	76.92	None	No	0.01	NP (NDs)
Lead (mg/L)	BGWC-52	0.001	0.0001	0.015	No	13	0.0004001	76.92	None	No	0.01	NP (NDs)
Lithium (mg/L)	BGWC-7	0.0088	0.0065	0.04	No	29	0.003517	3.448	None	No	0.01	NP (normality)
Lithium (mg/L)	BGWC-8	0.002	0.001	0.04	No	29	0.0001857	96.55	None	No	0.01	NP (NDs)
Lithium (mg/L)	BGWC-9	0.00211	0.0013	0.04	No	28	0.01311	28.57	None	No	0.01	NP (normality)
Lithium (mg/L)	BGWC-10	0.03	0.00093	0.04	No	29	0.01386	34.48	None	No	0.01	NP (normality)
Lithium (mg/L)	BGWC-12	0.03	0.0012	0.04	No	29	0.01439	41.38	None	No	0.01	NP (normality)
Lithium (mg/L)	BGWC-14A	0.03	0.00095	0.04	No	20	0.01406	35	None	No	0.01	NP (normality)
Lithium (mg/L)	BGWC-16	0.002	0.00112	0.04	No	29	0.0003818	89.66	None	No	0.01	NP (NDs)
Lithium (mg/L)	BGWC-17	0.002	0.00082	0.04	No	29	0.0003215	93.1	None	No	0.01	NP (NDs)
Lithium (mg/L)	**BGWC-20**	**0.1002**	**0.05508**	**0.04**	**Yes**	**8**	**0.02127**	**0**	**None**	**No**	**0.01**	**Param.**
Lithium (mg/L)	BGWC-22	0.02637	0.01788	0.04	No	29	0.009264	0	None	No	0.01	Param.
Lithium (mg/L)	BGWC-23	0.02262	0.0141	0.04	No	29	0.009894	0	None	sqrt(x)	0.01	Param.
Lithium (mg/L)	BGWC-24	0.0077	0.0057	0.04	No	30	0.002851	10	None	No	0.01	NP (normality)
Lithium (mg/L)	BGWC-30	0.0167	0.00132	0.04	No	29	0.007604	13.79	None	No	0.01	NP (normality)
Lithium (mg/L)	BGWC-32	0.03	0.00116	0.04	No	17	0.009613	88.24	None	No	0.01	NP (NDs)
Lithium (mg/L)	BGWC-34D	0.002	0.00098	0.04	No	18	0.0005031	77.78	None	No	0.01	NP (NDs)
Lithium (mg/L)	BGWC-35D	0.01907	0.0129	0.04	No	18	0.005099	0	None	No	0.01	Param.
Lithium (mg/L)	BGWC-36D	0.0028	0.0012	0.04	No	18	0.004334	11.11	None	No	0.01	NP (normality)
Lithium (mg/L)	BGWC-38D	0.0125	0.004455	0.04	No	14	0.005681	0	None	No	0.01	Param.
Lithium (mg/L)	BGWC-40	0.002	0.00086	0.04	No	14	0.0005303	71.43	None	No	0.01	NP (NDs)
Lithium (mg/L)	BGWC-43D	0.02526	0.01831	0.04	No	13	0.004667	0	None	No	0.01	Param.
Lithium (mg/L)	BGWC-49D	0.0079	0.004921	0.04	No	11	0.001787	0	None	No	0.01	Param.
Lithium (mg/L)	BGWC-50D	0.03	0.0015	0.04	No	11	0.0148	45.45	None	No	0.006	NP (normality)
Lithium (mg/L)	BGWC-51	0.0035	0.0014	0.04	No	13	0.0005561	61.54	None	No	0.01	NP (NDs)
Lithium (mg/L)	BGWC-52	0.003393	0.001272	0.04	No	13	0.01204	23.08	Kaplan-Meier	ln(x)	0.01	Param.
Lithium (mg/L)	BGWC-53D	0.0018	0.00108	0.04	No	4	0.0003397	0	None	No	0.0625	NP (normality)
Lithium (mg/L)	PZ-7	0.03	0.000796	0.04	No	7	0.01512	57.14	None	No	0.008	NP (NDs)
Mercury (mg/L)	BGWC-7	0.0002	0.000053	0.002	No	27	0.00002829	96.3	None	No	0.01	NP (NDs)
Mercury (mg/L)	BGWC-8	0.0002	0.00016	0.002	No	27	0.00002099	92.59	None	No	0.01	NP (NDs)
Mercury (mg/L)	BGWC-9	0.0002	0.00016	0.002	No	26	0.00002747	88.46	None	No	0.01	NP (NDs)
Mercury (mg/L)	BGWC-10	0.0002	0.00018	0.002	No	27	0.0000344	88.89	None	No	0.01	NP (NDs)
Mercury (mg/L)	BGWC-12	0.0002	0.00013	0.002	No	27	0.00003478	88.89	None	No	0.01	NP (NDs)
Mercury (mg/L)	BGWC-14A	0.0002	0.00018	0.002	No	20	0.00001432	85	None	No	0.01	NP (NDs)
Mercury (mg/L)	BGWC-16	0.0002	0.00015	0.002	No	27	0.00002153	88.89	None	No	0.01	NP (NDs)
Mercury (mg/L)	BGWC-17	0.0002448	0.0001641	0.002	No	27	0.00008464	14.81	None	No	0.01	Param.
Mercury (mg/L)	BGWC-18	0.0002	0.000079	0.002	No	27	0.00002329	96.3	None	No	0.01	NP (NDs)
Mercury (mg/L)	BGWC-19	0.0002	0.00018	0.002	No	27	0.00003626	88.89	None	No	0.01	NP (NDs)
Mercury (mg/L)	BGWC-20	0.0002	0.000066	0.002	No	27	0.00002579	96.3	None	No	0.01	NP (NDs)
Mercury (mg/L)	BGWC-21	0.00021	0.0002	0.002	No	26	0.000001961	96.15	None	No	0.01	NP (NDs)
Mercury (mg/L)	BGWC-22	0.0002	0.000092	0.002	No	27	0.00003617	92.59	None	No	0.01	NP (NDs)
Mercury (mg/L)	BGWC-23	0.0002	0.00013	0.002	No	27	0.00004229	88.89	None	No	0.01	NP (NDs)
Mercury (mg/L)	BGWC-24	0.001013	0.0002411	0.002	No	28	0.002786	14.29	None	ln(x)	0.01	Param.
Mercury (mg/L)	BGWC-25	0.0002	0.00015	0.002	No	27	0.00003062	92.59	None	No	0.01	NP (NDs)
Mercury (mg/L)	BGWC-30	0.0002	0.0001	0.002	No	27	0.00005892	70.37	None	No	0.01	NP (NDs)
Mercury (mg/L)	BGWC-31	0.0002	0.00015	0.002	No	17	0.00001835	88.24	None	No	0.01	NP (NDs)
Mercury (mg/L)	BGWC-34D	0.0002	0.00016	0.002	No	17	0.00001698	88.24	None	No	0.01	NP (NDs)
Mercury (mg/L)	BGWC-35D	0.0002	0.00016	0.002	No	17	0.00001698	88.24	None	No	0.01	NP (NDs)
Mercury (mg/L)	BGWC-36D	0.0002	0.00018	0.002	No	17	0.00001057	88.24	None	No	0.01	NP (NDs)
Mercury (mg/L)	BGWC-38D	0.00026	0.00012	0.002	No	15	0.0001056	66.67	None	No	0.01	NP (NDs)
Mercury (mg/L)	BGWC-43D	0.0002	0.00015	0.002	No	13	0.00001387	92.31	None	No	0.01	NP (NDs)
Mercury (mg/L)	BGWC-51	0.0033	0.00016	0.002	No	13	0.001447	46.15	None	No	0.01	NP (normality)
Mercury (mg/L)	BGWC-52	0.0002	0.00019	0.002	No	13	0.000005991	84.62	None	No	0.01	NP (NDs)
Mercury (mg/L)	PZ-7	0.001095	0.00009613	0.002	No	7	0.0004206	14.29	None	No	0.01	Param.
Molybdenum (mg/L)	BGWC-7	0.011	0.0099	0.1	No	29	0.00223	0	None	No	0.01	NP (normality)
Molybdenum (mg/L)	BGWC-8	0.01	0.0013	0.1	No	29	0.004116	41.38	None	No	0.01	NP (normality)
Molybdenum (mg/L)	BGWC-9	0.003344	0.00267	0.1	No	28	0.0007211	3.571	None	No	0.01	Param.
Molybdenum (mg/L)	BGWC-10	0.003709	0.002958	0.1	No	29	0.0009094	3.448	None	x^(1/3)	0.01	Param.
Molybdenum (mg/L)	BGWC-14A	0.01	0.0015	0.1	No	20	0.003957	30	None	No	0.01	NP (normality)
Molybdenum (mg/L)	BGWC-19	0.01	0.00023	0.1	No	29	0.001814	96.55	None	No	0.01	NP (NDs)

Confidence Interval Summary Table - All Results

Plant Bowen Client: Southern Company Data: Bowen AP-1 Printed 4/14/2026, 1:45 PM

Constituent	Well	Upper Lim.	Lower Lim.	Compliance	Sig.	N	Std. Dev.	%NDs	ND Adj.	Transform	Alpha	Method
Molybdenum (mg/L)	BGWC-20	0.028	0.013	0.1	No	29	0.01981	0	None	No	0.01	NP (normality)
Molybdenum (mg/L)	BGWC-21	0.002977	0.001865	0.1	No	28	0.00298	17.86	Kaplan-Meier	ln(x)	0.01	Param.
Molybdenum (mg/L)	BGWC-22	0.059	0.039	0.1	No	32	0.0139	0	None	No	0.01	NP (normality)
Molybdenum (mg/L)	BGWC-23	0.013	0.0079	0.1	No	31	0.003046	0	None	No	0.01	NP (normality)
Molybdenum (mg/L)	BGWC-24	0.01	0.0027	0.1	No	32	0.003876	59.38	None	No	0.01	NP (NDs)
Molybdenum (mg/L)	BGWC-25	0.01	0.0064	0.1	No	29	0.003316	72.41	None	No	0.01	NP (NDs)
Molybdenum (mg/L)	BGWC-30	0.009101	0.004469	0.1	No	31	0.006674	0	None	ln(x)	0.01	Param.
Molybdenum (mg/L)	BGWC-31	0.01	0.00033	0.1	No	18	0.002279	94.44	None	No	0.01	NP (NDs)
Molybdenum (mg/L)	BGWC-32	0.004077	0.003471	0.1	No	19	0.0005173	0	None	No	0.01	Param.
Molybdenum (mg/L)	BGWC-34D	0.0021	0.00098	0.1	No	18	0.00382	22.22	None	No	0.01	NP (normality)
Molybdenum (mg/L)	BGWC-35D	0.03482	0.02876	0.1	No	19	0.005181	0	None	No	0.01	Param.
Molybdenum (mg/L)	BGWC-36D	0.01214	0.008458	0.1	No	19	0.003146	0	None	No	0.01	Param.
Molybdenum (mg/L)	BGWC-38D	0.11	0.08033	0.1	No	17	0.02829	0	None	x^2	0.01	Param.
Molybdenum (mg/L)	BGWC-40	0.01	0.0014	0.1	No	15	0.003689	80	None	No	0.01	NP (NDs)
Molybdenum (mg/L)	**BGWC-43D**	**0.1891**	**0.1397**	**0.1**	**Yes**	**16**	**0.03794**	**0**	**None**	**No**	**0.01**	**Param.**
Molybdenum (mg/L)	BGWC-49D	0.006276	0.00456	0.1	No	11	0.001029	0	None	No	0.01	Param.
Molybdenum (mg/L)	BGWC-50D	0.004874	0.002581	0.1	No	11	0.001376	9.091	None	No	0.01	Param.
Molybdenum (mg/L)	BGWC-51	0.01	0.0027	0.1	No	13	0.002025	92.31	None	No	0.01	NP (NDs)
Molybdenum (mg/L)	BGWC-52	0.00594	0.003572	0.1	No	13	0.001907	7.692	None	ln(x)	0.01	Param.
Molybdenum (mg/L)	BGWC-53D	0.004699	0.0008014	0.1	No	4	0.0008583	0	None	No	0.01	Param.
Selenium (mg/L)	BGWC-8	0.005	0.00015	0.05	No	27	0.001308	92.59	None	No	0.01	NP (NDs)
Selenium (mg/L)	BGWC-9	0.005	0.0014	0.05	No	26	0.001934	46.15	None	No	0.01	NP (normality)
Selenium (mg/L)	BGWC-12	0.005	0.001	0.05	No	27	0.001151	92.59	None	No	0.01	NP (NDs)
Selenium (mg/L)	BGWC-14A	0.005	0.0014	0.05	No	20	0.001231	90	None	No	0.01	NP (NDs)
Selenium (mg/L)	BGWC-16	0.005	0.0018	0.05	No	27	0.001613	48.15	None	No	0.01	NP (normality)
Selenium (mg/L)	BGWC-17	0.005	0.0022	0.05	No	27	0.001413	85.19	None	No	0.01	NP (NDs)
Selenium (mg/L)	BGWC-18	0.005	0.0024	0.05	No	27	0.001327	81.48	None	No	0.01	NP (NDs)
Selenium (mg/L)	BGWC-19	0.005	0.0013	0.05	No	27	0.001636	81.48	None	No	0.01	NP (NDs)
Selenium (mg/L)	BGWC-20	0.005	0.0037	0.05	No	27	0.001	85.19	None	No	0.01	NP (NDs)
Selenium (mg/L)	BGWC-21	0.005	0.001	0.05	No	26	0.001213	92.31	None	No	0.01	NP (NDs)
Selenium (mg/L)	BGWC-22	0.005	0.0025	0.05	No	27	0.002109	66.67	None	No	0.01	NP (NDs)
Selenium (mg/L)	BGWC-23	0.005	0.0039	0.05	No	27	0.002727	77.78	None	No	0.01	NP (NDs)
Selenium (mg/L)	BGWC-24	0.00652	0.003617	0.05	No	28	0.005326	10.71	None	ln(x)	0.01	Param.
Selenium (mg/L)	BGWC-30	0.008768	0.005343	0.05	No	27	0.003589	7.407	None	No	0.01	Param.
Selenium (mg/L)	BGWC-31	0.005	0.00008	0.05	No	17	0.001193	94.12	None	No	0.01	NP (NDs)
Selenium (mg/L)	BGWC-32	0.005	0.0027	0.05	No	17	0.001491	82.35	None	No	0.01	NP (NDs)
Selenium (mg/L)	BGWC-34D	0.005	0.0001	0.05	No	17	0.001188	94.12	None	No	0.01	NP (NDs)
Selenium (mg/L)	BGWC-35D	0.0078	0.0034	0.05	No	17	0.001155	82.35	None	No	0.01	NP (NDs)
Selenium (mg/L)	BGWC-36D	0.01294	0.008271	0.05	No	17	0.003727	0	None	No	0.01	Param.
Selenium (mg/L)	BGWC-38D	0.005	0.0039	0.05	No	15	0.002212	46.67	None	No	0.01	NP (normality)
Selenium (mg/L)	BGWC-40	0.008868	0.005719	0.05	No	15	0.002324	0	None	No	0.01	Param.
Selenium (mg/L)	BGWC-43D	0.0055	0.0019	0.05	No	13	0.001444	53.85	None	No	0.01	NP (NDs)
Selenium (mg/L)	BGWC-49D	0.005	0.005	0.05	No	11	0.001074	72.73	None	No	0.006	NP (NDs)
Selenium (mg/L)	BGWC-51	0.01013	0.004806	0.05	No	13	0.003788	0	None	sqrt(x)	0.01	Param.
Selenium (mg/L)	BGWC-52	0.005	0.0016	0.05	No	13	0.00144	38.46	None	No	0.01	NP (normality)
Selenium (mg/L)	BGWC-53D	0.005	0.00071	0.05	No	4	0.002145	75	None	No	0.0625	NP (NDs)
Thallium (mg/L)	BGWC-7	0.0005	0.00019	0.002	No	29	0.0001829	58.62	None	No	0.01	NP (NDs)
Thallium (mg/L)	BGWC-9	0.0005	0.00022	0.002	No	28	0.0001395	78.57	None	No	0.01	NP (NDs)
Thallium (mg/L)	BGWC-12	0.0005	0.00009	0.002	No	29	0.0001629	82.76	None	No	0.01	NP (NDs)
Thallium (mg/L)	BGWC-14A	0.0005501	0.0003389	0.002	No	20	0.0001859	0	None	No	0.01	Param.
Thallium (mg/L)	BGWC-16	0.00025	0.0002	0.002	No	29	0.00007658	6.897	None	No	0.01	NP (normality)
Thallium (mg/L)	BGWC-17	0.0005	0.00009	0.002	No	29	0.000194	65.52	None	No	0.01	NP (NDs)
Thallium (mg/L)	BGWC-18	0.0005	0.00019	0.002	No	29	0.0001428	86.21	None	No	0.01	NP (NDs)
Thallium (mg/L)	BGWC-19	0.0005	0.00021	0.002	No	29	0.0001773	75.86	None	No	0.01	NP (NDs)
Thallium (mg/L)	BGWC-20	0.001	0.0003	0.002	No	29	0.0002902	82.76	None	No	0.01	NP (NDs)
Thallium (mg/L)	BGWC-22	0.0008566	0.0006641	0.002	No	29	0.0002101	0	None	No	0.01	Param.
Thallium (mg/L)	BGWC-23	0.001	0.00038	0.002	No	29	0.0003558	58.62	None	No	0.01	NP (NDs)
Thallium (mg/L)	BGWC-24	0.0004837	0.0003313	0.002	No	30	0.0002557	16.67	Kaplan-Meier	sqrt(x)	0.01	Param.
Thallium (mg/L)	BGWC-30	0.0003637	0.0001766	0.002	No	29	0.0002033	41.38	Kaplan-Meier	No	0.01	Param.
Thallium (mg/L)	BGWC-32	0.0005	0.00014	0.002	No	18	0.0001802	55.56	Kaplan-Meier	No	0.01	NP (NDs)
Thallium (mg/L)	BGWC-34D	0.0005	0.000089	0.002	No	18	0.00009687	94.44	Kaplan-Meier	No	0.01	NP (NDs)
Thallium (mg/L)	BGWC-35D	0.0025	0.00026	0.002	No	18	0.0009944	77.78	Kaplan-Meier	No	0.01	NP (NDs)
Thallium (mg/L)	BGWC-36D	0.00037	0.00018	0.002	No	18	0.0003443	22.22	None	No	0.01	NP (normality)
Thallium (mg/L)	BGWC-38D	0.0013	0.00018	0.002	No	15	0.0006291	46.67	None	No	0.01	NP (normality)
Thallium (mg/L)	BGWC-40	0.0005	0.00014	0.002	No	15	0.00009295	93.33	None	No	0.01	NP (NDs)

Confidence Interval Summary Table - All Results

Plant Bowen Client: Southern Company Data: Bowen AP-1 Printed 4/14/2026, 1:45 PM

Constituent	Well	Upper Lim.	Lower Lim.	Compliance	Sig.	N	Std. Dev.	%NDs	ND Adj.	Transform	Alpha	Method
Thallium (mg/L)	BGWC-43D	0.003045	0.001701	0.002	No	14	0.001065	0	None	sqrt(x)	0.01	Param.
Thallium (mg/L)	BGWC-51	0.0005	0.0004	0.002	No	13	0.00008549	84.62	None	No	0.01	NP (NDs)
Thallium (mg/L)	BGWC-52	0.0005	0.00023	0.002	No	13	0.0001174	53.85	None	No	0.01	NP (NDs)
Thallium (mg/L)	PZ-7	0.0004156	0.0002007	0.002	No	7	0.0003801	42.86	Kaplan-Meier	ln(x)	0.01	Param.

Sanitas™ v.10.1.06 Software licensed to Groundwater Stats Consulting. UG

Non-Parametric Confidence Interval

Compliance Limit is not exceeded. Per-well alpha = 0.01.

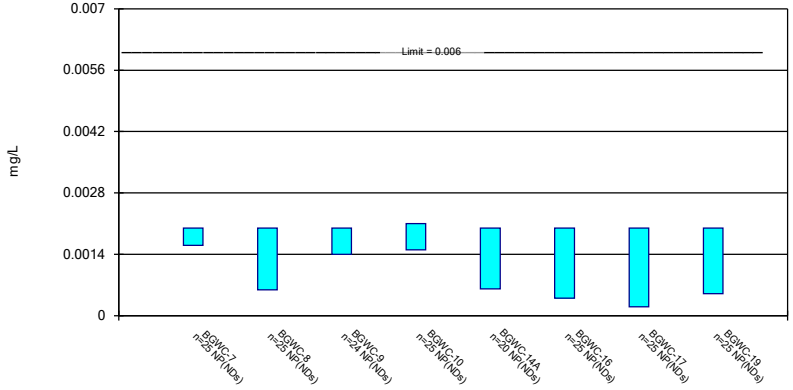

Constituent: Antimony Analysis Run 4/14/2026 1:42 PM View: Appendix IV Confidence Intervals

Plant Bowen Client: Southern Company Data: Bowen AP-1

Sanitas™ v.10.1.06 Software licensed to Groundwater Stats Consulting. UG

Non-Parametric Confidence Interval

Compliance Limit is not exceeded. Per-well alpha = 0.01.

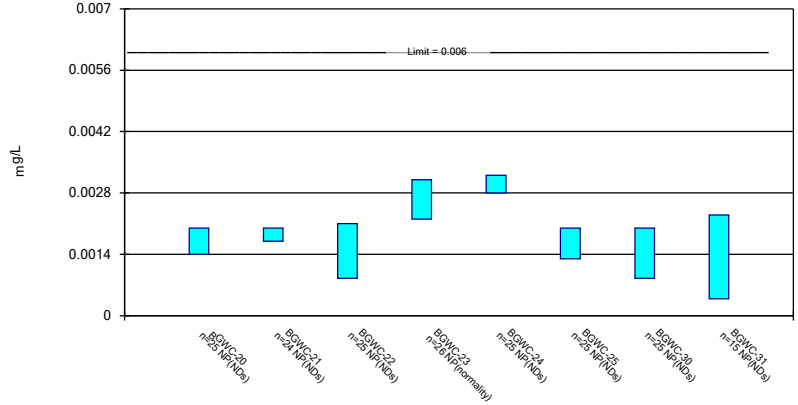

Constituent: Antimony Analysis Run 4/14/2026 1:42 PM View: Appendix IV Confidence Intervals

Plant Bowen Client: Southern Company Data: Bowen AP-1

Sanitas™ v.10.1.06 Software licensed to Groundwater Stats Consulting. UG

Parametric and Non-Parametric (NP) Confidence Interval

Compliance Limit is not exceeded. Per-well alpha = 0.01 except as noted. Normality Test: Shapiro Wilk, alpha based on n.

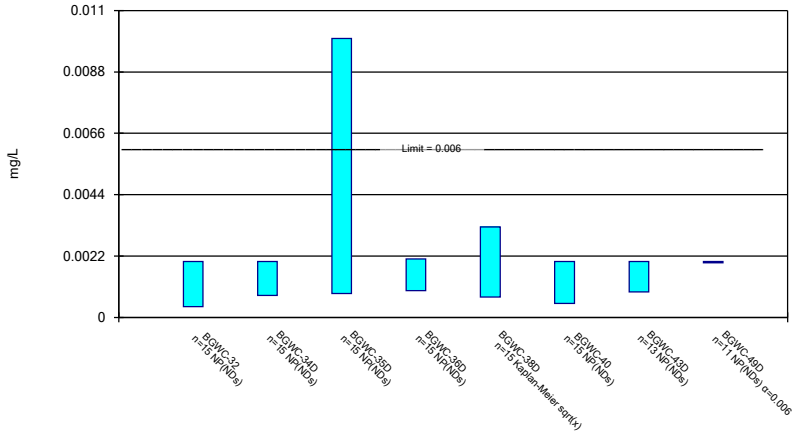

Constituent: Antimony Analysis Run 4/14/2026 1:42 PM View: Appendix IV Confidence Intervals

Plant Bowen Client: Southern Company Data: Bowen AP-1

Sanitas™ v.10.1.06 Software licensed to Groundwater Stats Consulting. UG

Non-Parametric Confidence Interval

Compliance Limit is not exceeded. Per-well alpha = 0.01 except as noted.

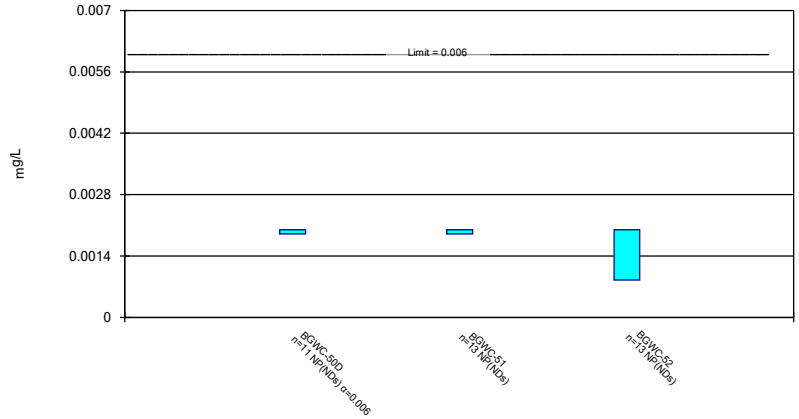

Constituent: Antimony Analysis Run 4/14/2026 1:42 PM View: Appendix IV Confidence Intervals

Plant Bowen Client: Southern Company Data: Bowen AP-1

Sanitas™ v.10.1.06 Software licensed to Groundwater Stats Consulting. UG

Parametric and Non-Parametric (NP) Confidence Interval

Compliance Limit is not exceeded. Per-well alpha = 0.01. Normality Test: Shapiro Wilk, alpha based on n.

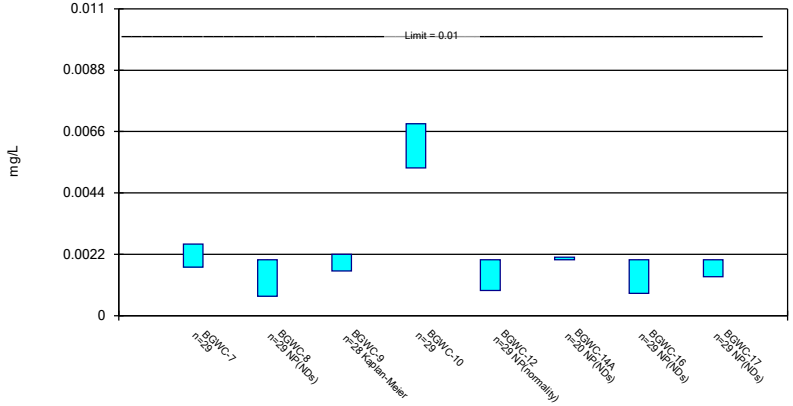

Constituent: Arsenic Analysis Run 4/14/2026 1:42 PM View: Appendix IV Confidence Intervals

Plant Bowen Client: Southern Company Data: Bowen AP-1

Sanitas™ v.10.1.06 Software licensed to Groundwater Stats Consulting. UG

Parametric and Non-Parametric (NP) Confidence Interval

Compliance Limit is not exceeded. Per-well alpha = 0.01. Normality Test: Shapiro Wilk, alpha based on n.

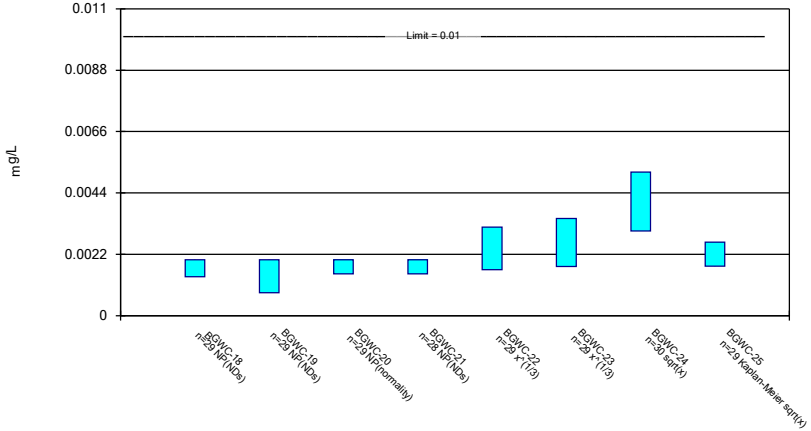

Constituent: Arsenic Analysis Run 4/14/2026 1:42 PM View: Appendix IV Confidence Intervals

Plant Bowen Client: Southern Company Data: Bowen AP-1

Sanitas™ v.10.1.06 Software licensed to Groundwater Stats Consulting. UG

Parametric Confidence Interval

Compliance limit is exceeded.* Per-well alpha = 0.01. Normality Test: Shapiro Wilk, alpha based on n.

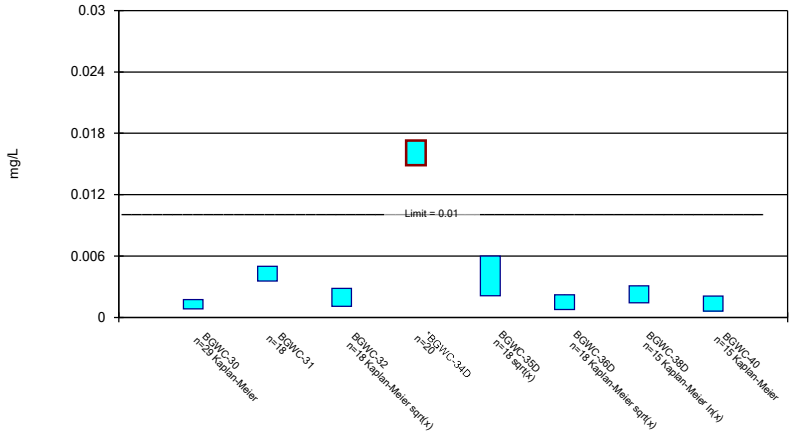

Constituent: Arsenic Analysis Run 4/14/2026 1:43 PM View: Appendix IV Confidence Intervals

Plant Bowen Client: Southern Company Data: Bowen AP-1

Sanitas™ v.10.1.06 Software licensed to Groundwater Stats Consulting. UG

Parametric and Non-Parametric (NP) Confidence Interval

Compliance Limit is not exceeded. Per-well alpha = 0.01. Normality Test: Shapiro Wilk, alpha based on n.

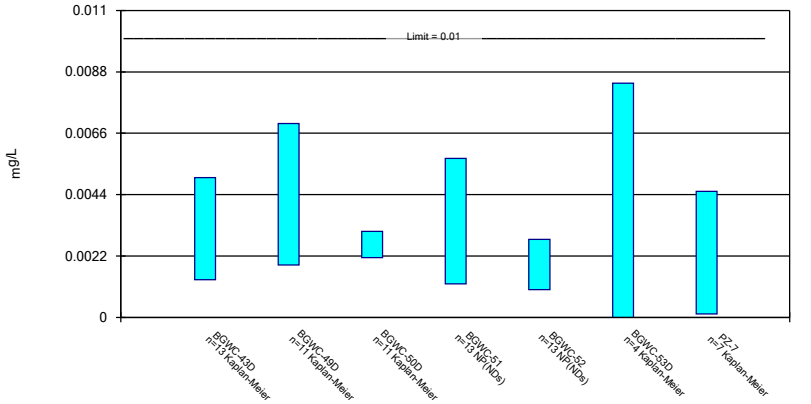

Constituent: Arsenic Analysis Run 4/14/2026 1:43 PM View: Appendix IV Confidence Intervals

Plant Bowen Client: Southern Company Data: Bowen AP-1

Sanitas™ v.10.1.06 Software licensed to Groundwater Stats Consulting. UG

Parametric and Non-Parametric (NP) Confidence Interval

Compliance Limit is not exceeded. Per-well alpha = 0.01. Normality Test: Shapiro Wilk, alpha based on n.

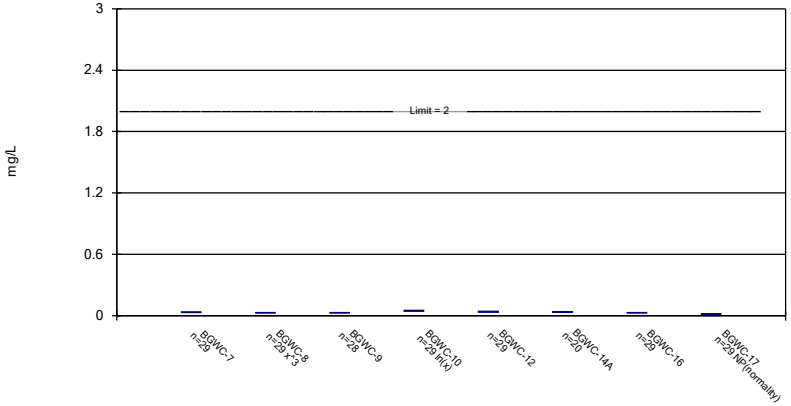

Constituent: Barium Analysis Run 4/14/2026 1:43 PM View: Appendix IV Confidence Intervals

Plant Bowen Client: Southern Company Data: Bowen AP-1

Sanitas™ v.10.1.06 Software licensed to Groundwater Stats Consulting. UG

Parametric Confidence Interval

Compliance Limit is not exceeded. Per-well alpha = 0.01. Normality Test: Shapiro Wilk, alpha based on n.

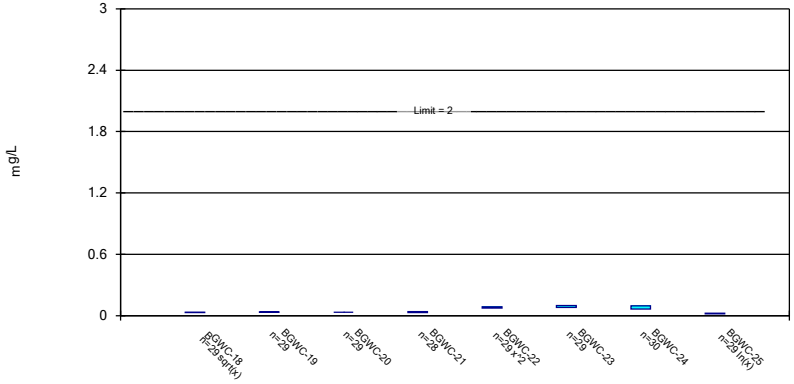

Constituent: Barium Analysis Run 4/14/2026 1:43 PM View: Appendix IV Confidence Intervals

Plant Bowen Client: Southern Company Data: Bowen AP-1

Sanitas™ v.10.1.06 Software licensed to Groundwater Stats Consulting. UG

Parametric and Non-Parametric (NP) Confidence Interval

Compliance Limit is not exceeded. Per-well alpha = 0.01. Normality Test: Shapiro Wilk, alpha based on n.

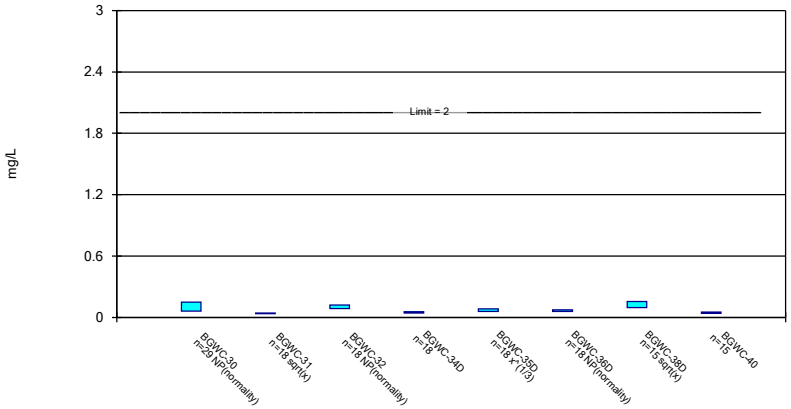

Constituent: Barium Analysis Run 4/14/2026 1:43 PM View: Appendix IV Confidence Intervals

Plant Bowen Client: Southern Company Data: Bowen AP-1

Sanitas™ v.10.1.06 Software licensed to Groundwater Stats Consulting. UG

Parametric and Non-Parametric (NP) Confidence Interval

Compliance Limit is not exceeded. Per-well alpha = 0.01. Normality Test: Shapiro Wilk, alpha based on n.

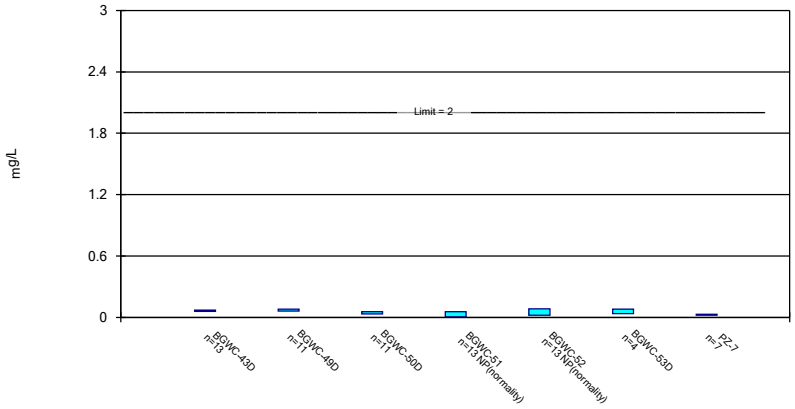

Constituent: Barium Analysis Run 4/14/2026 1:43 PM View: Appendix IV Confidence Intervals

Plant Bowen Client: Southern Company Data: Bowen AP-1

Sanitas™ v.10.1.06 Software licensed to Groundwater Stats Consulting. UG

Non-Parametric Confidence Interval

Compliance Limit is not exceeded. Per-well alpha = 0.01.

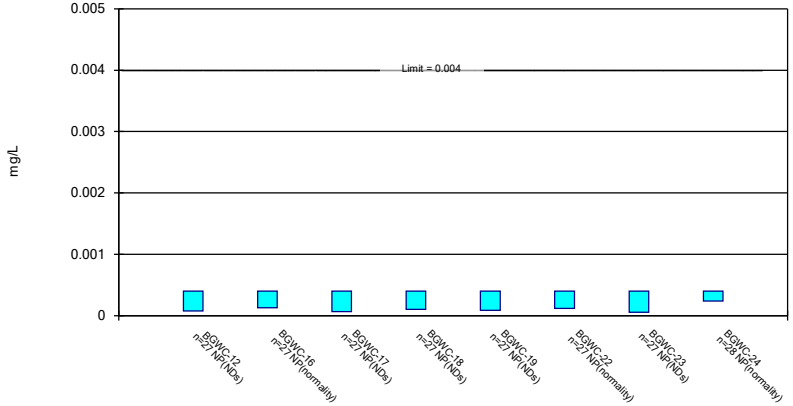

Constituent: Beryllium Analysis Run 4/14/2026 1:43 PM View: Appendix IV Confidence Intervals

Plant Bowen Client: Southern Company Data: Bowen AP-1

Sanitas™ v.10.1.06 Software licensed to Groundwater Stats Consulting. UG

Non-Parametric Confidence Interval

Compliance Limit is not exceeded. Per-well alpha = 0.01 except as noted.

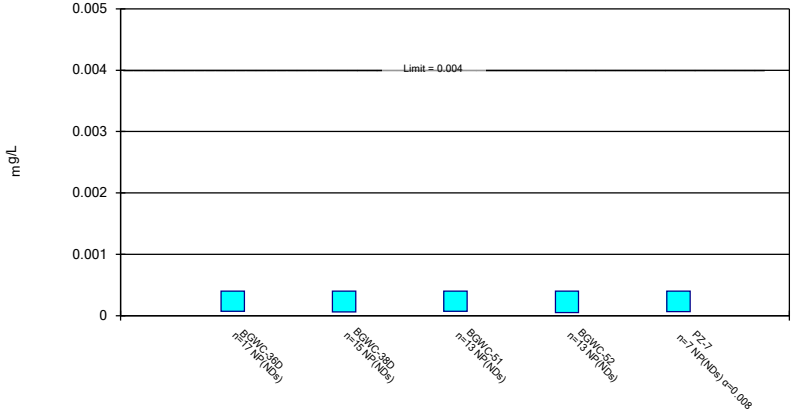

Constituent: Beryllium Analysis Run 4/14/2026 1:43 PM View: Appendix IV Confidence Intervals

Plant Bowen Client: Southern Company Data: Bowen AP-1

Sanitas™ v.10.1.06 Software licensed to Groundwater Stats Consulting. UG

Parametric and Non-Parametric (NP) Confidence Interval

Compliance Limit is not exceeded. Per-well alpha = 0.01. Normality Test: Shapiro Wilk, alpha based on n.

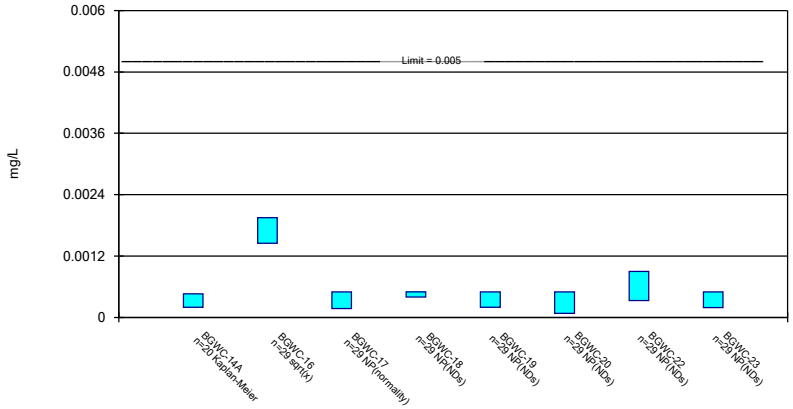

Constituent: Cadmium Analysis Run 4/14/2026 1:43 PM View: Appendix IV Confidence Intervals

Plant Bowen Client: Southern Company Data: Bowen AP-1

Sanitas™ v.10.1.06 Software licensed to Groundwater Stats Consulting. UG

Parametric and Non-Parametric (NP) Confidence Interval

Compliance Limit is not exceeded. Per-well alpha = 0.01 except as noted. Normality Test: Shapiro Wilk, alpha based on n.

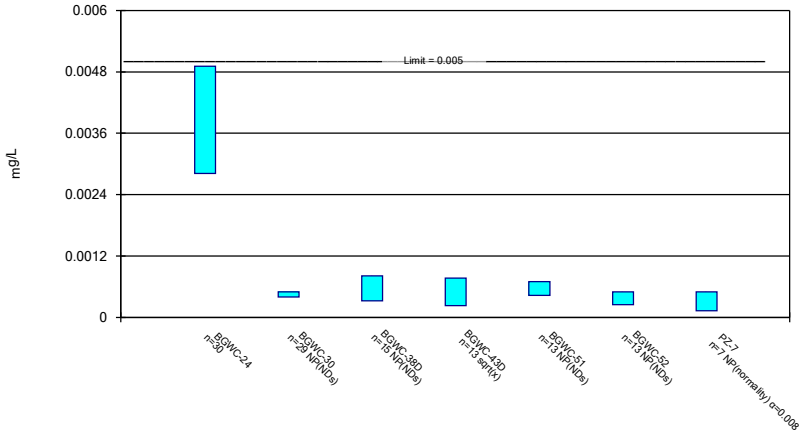

Constituent: Cadmium Analysis Run 4/14/2026 1:43 PM View: Appendix IV Confidence Intervals

Plant Bowen Client: Southern Company Data: Bowen AP-1

Sanitas™ v.10.1.06 Software licensed to Groundwater Stats Consulting. UG

Non-Parametric Confidence Interval

Compliance Limit is not exceeded. Per-well alpha = 0.01.

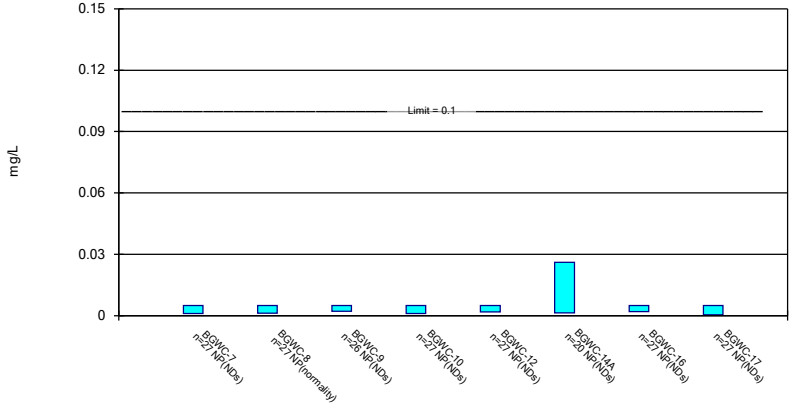

Constituent: Chromium Analysis Run 4/14/2026 1:43 PM View: Appendix IV Confidence Intervals

Plant Bowen Client: Southern Company Data: Bowen AP-1

Sanitas™ v.10.1.06 Software licensed to Groundwater Stats Consulting. UG

Non-Parametric Confidence Interval

Compliance Limit is not exceeded. Per-well alpha = 0.01.

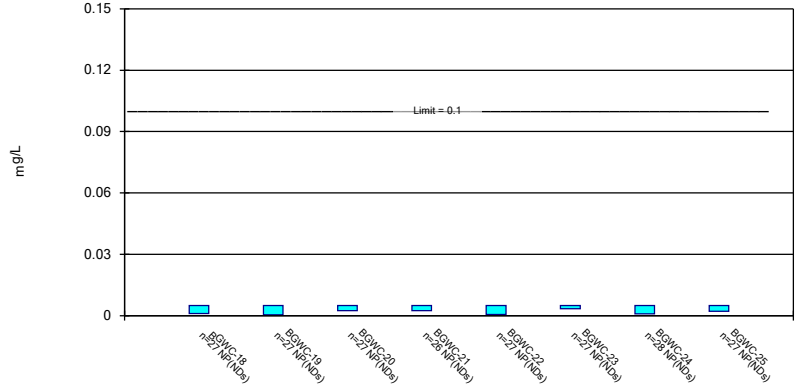

Constituent: Chromium Analysis Run 4/14/2026 1:43 PM View: Appendix IV Confidence Intervals

Plant Bowen Client: Southern Company Data: Bowen AP-1

Sanitas™ v.10.1.06 Software licensed to Groundwater Stats Consulting. UG

Non-Parametric Confidence Interval

Compliance Limit is not exceeded. Per-well alpha = 0.01.

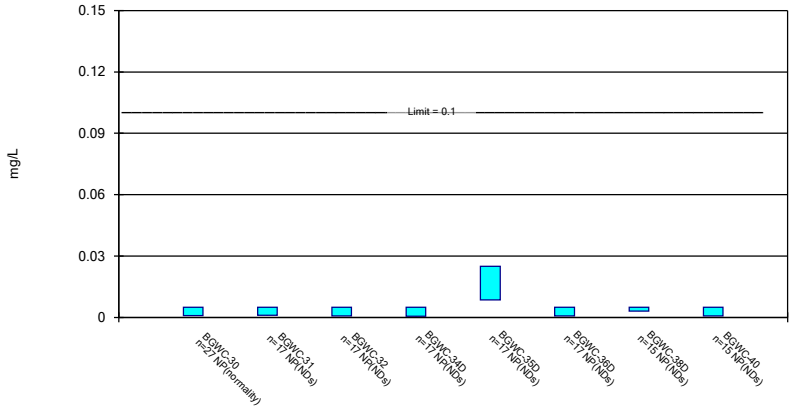

Constituent: Chromium Analysis Run 4/14/2026 1:43 PM View: Appendix IV Confidence Intervals

Plant Bowen Client: Southern Company Data: Bowen AP-1

Sanitas™ v.10.1.06 Software licensed to Groundwater Stats Consulting. UG

Non-Parametric Confidence Interval

Compliance Limit is not exceeded. Per-well alpha = 0.01 except as noted.

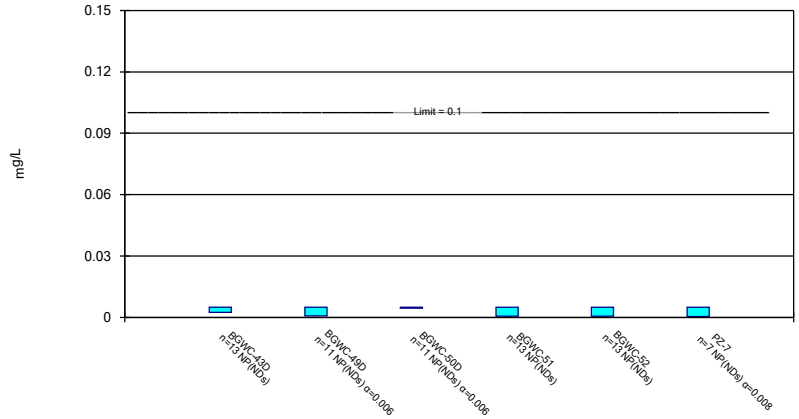

Constituent: Chromium Analysis Run 4/14/2026 1:43 PM View: Appendix IV Confidence Intervals

Plant Bowen Client: Southern Company Data: Bowen AP-1

Sanitas™ v.10.1.06 Software licensed to Groundwater Stats Consulting. UG

Parametric and Non-Parametric (NP) Confidence Interval

Compliance limit is exceeded.* Per-well alpha = 0.01. Normality Test: Shapiro Wilk, alpha based on n.

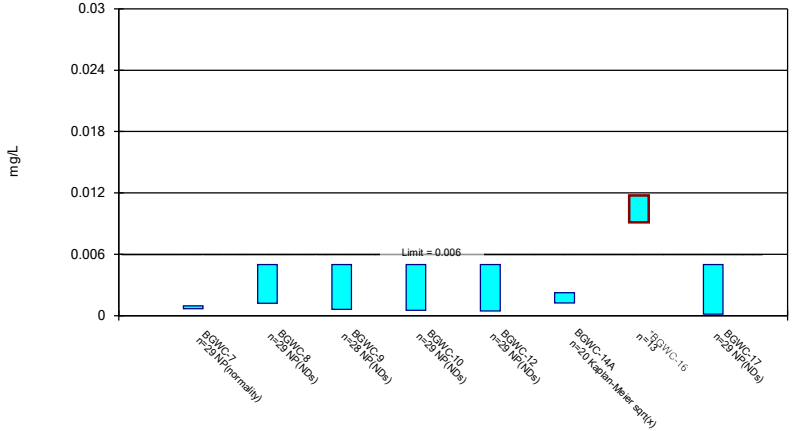

Constituent: Cobalt Analysis Run 4/14/2026 1:43 PM View: Appendix IV Confidence Intervals

Plant Bowen Client: Southern Company Data: Bowen AP-1

Sanitas™ v.10.1.06 Software licensed to Groundwater Stats Consulting. UG

Parametric and Non-Parametric (NP) Confidence Interval

Compliance limit is exceeded.* Per-well alpha = 0.01. Normality Test: Shapiro Wilk, alpha based on n.

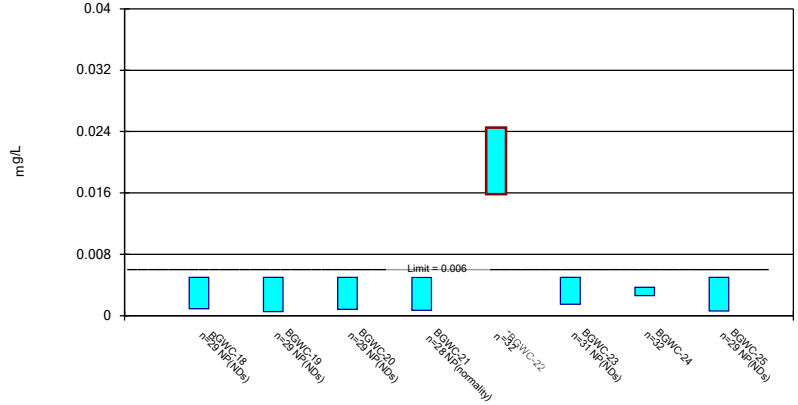

Constituent: Cobalt Analysis Run 4/14/2026 1:43 PM View: Appendix IV Confidence Intervals

Plant Bowen Client: Southern Company Data: Bowen AP-1

Sanitas™ v.10.1.06 Software licensed to Groundwater Stats Consulting. UG

Parametric and Non-Parametric (NP) Confidence Interval

Compliance Limit is not exceeded. Per-well alpha = 0.01. Normality Test: Shapiro Wilk, alpha based on n.

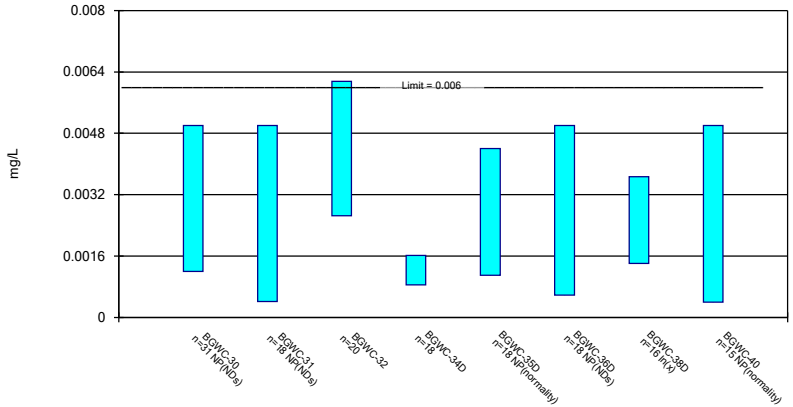

Constituent: Cobalt Analysis Run 4/14/2026 1:43 PM View: Appendix IV Confidence Intervals

Plant Bowen Client: Southern Company Data: Bowen AP-1

Sanitas™ v.10.1.06 Software licensed to Groundwater Stats Consulting. UG

Parametric and Non-Parametric (NP) Confidence Interval

Compliance Limit is not exceeded. Per-well alpha = 0.01 except as noted. Normality Test: Shapiro Wilk, alpha based on n.

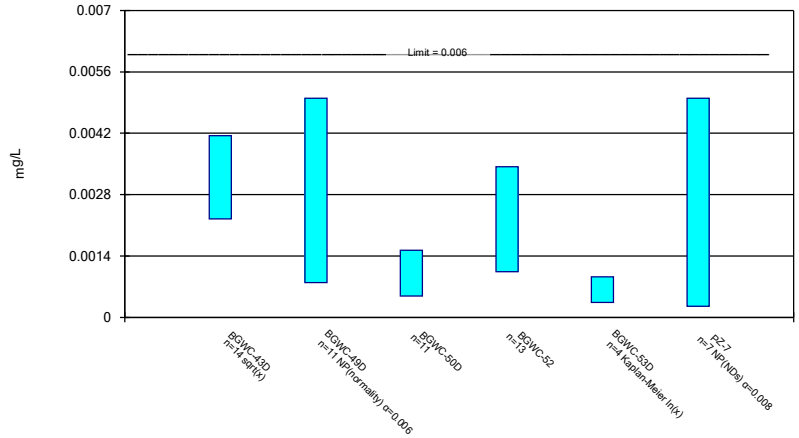

Constituent: Cobalt Analysis Run 4/14/2026 1:43 PM View: Appendix IV Confidence Intervals

Plant Bowen Client: Southern Company Data: Bowen AP-1

Sanitas™ v.10.1.06 Software licensed to Groundwater Stats Consulting. UG

Parametric Confidence Interval

Compliance Limit is not exceeded. Per-well alpha = 0.01. Normality Test: Shapiro Wilk, alpha based on n.

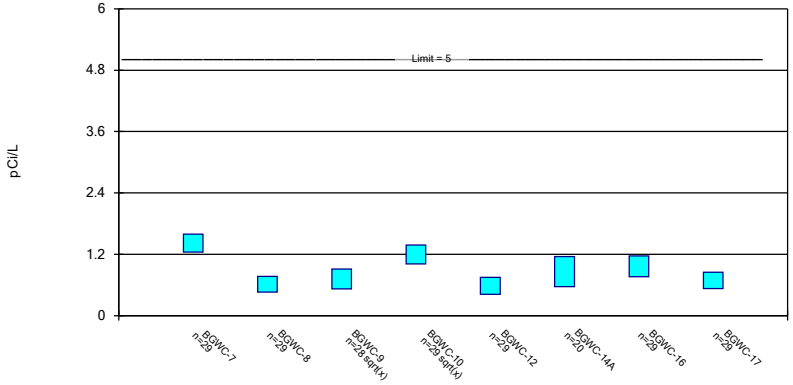

Constituent: Combined Radium 226 + 228 Analysis Run 4/14/2026 1:43 PM View: Appendix IV Confidenc

Plant Bowen Client: Southern Company Data: Bowen AP-1

Sanitas™ v.10.1.06 Software licensed to Groundwater Stats Consulting. UG

Parametric Confidence Interval

Compliance Limit is not exceeded. Per-well alpha = 0.01. Normality Test: Shapiro Wilk, alpha based on n.

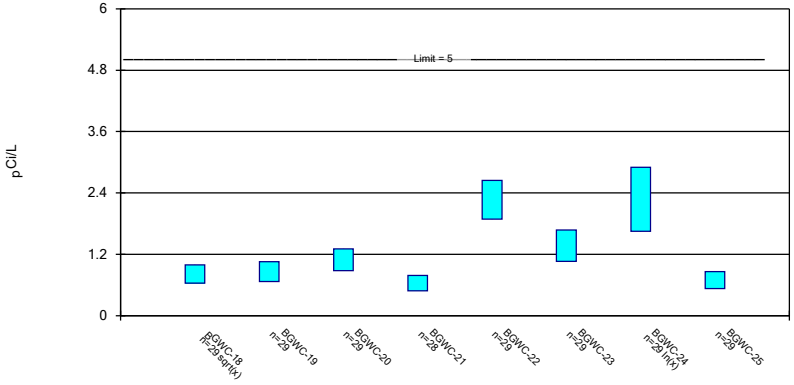

Constituent: Combined Radium 226 + 228 Analysis Run 4/14/2026 1:43 PM View: Appendix IV Confidenc

Plant Bowen Client: Southern Company Data: Bowen AP-1

Sanitas™ v.10.1.06 Software licensed to Groundwater Stats Consulting. UG

Parametric Confidence Interval

Compliance Limit is not exceeded. Per-well alpha = 0.01. Normality Test: Shapiro Wilk, alpha based on n.

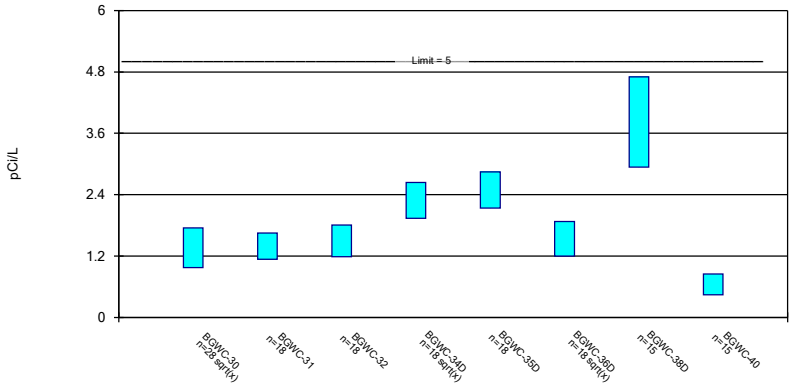

Constituent: Combined Radium 226 + 228 Analysis Run 4/14/2026 1:43 PM View: Appendix IV Confidenc

Plant Bowen Client: Southern Company Data: Bowen AP-1

Sanitas™ v.10.1.06 Software licensed to Groundwater Stats Consulting. UG

Parametric Confidence Interval

Compliance Limit is not exceeded. Per-well alpha = 0.01. Normality Test: Shapiro Wilk, alpha based on n.

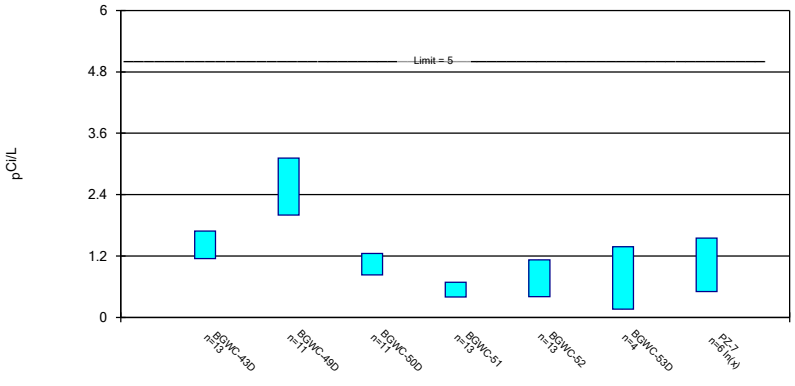

Constituent: Combined Radium 226 + 228 Analysis Run 4/14/2026 1:43 PM View: Appendix IV Confidenc

Plant Bowen Client: Southern Company Data: Bowen AP-1

Sanitas™ v.10.1.06 Software licensed to Groundwater Stats Consulting. UG

Parametric and Non-Parametric (NP) Confidence Interval

Compliance Limit is not exceeded. Per-well alpha = 0.01. Normality Test: Shapiro Wilk, alpha based on n.

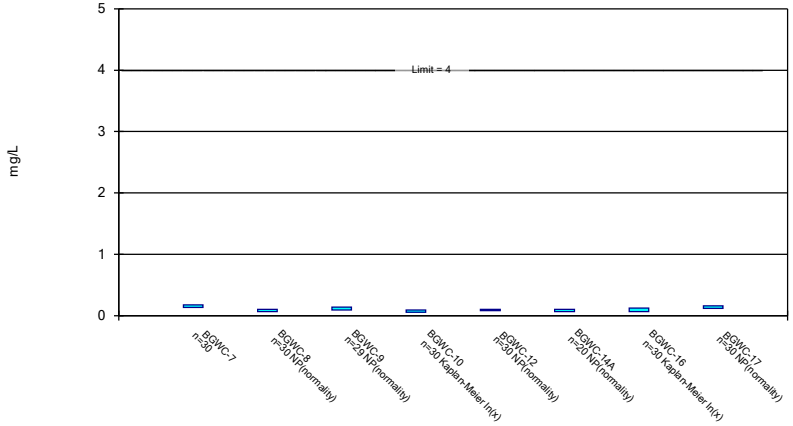

Constituent: Fluoride Analysis Run 4/14/2026 1:43 PM View: Appendix IV Confidence Intervals

Plant Bowen Client: Southern Company Data: Bowen AP-1

Sanitas™ v.10.1.06 Software licensed to Groundwater Stats Consulting. UG

Non-Parametric Confidence Interval

Compliance Limit is not exceeded. Per-well alpha = 0.01.

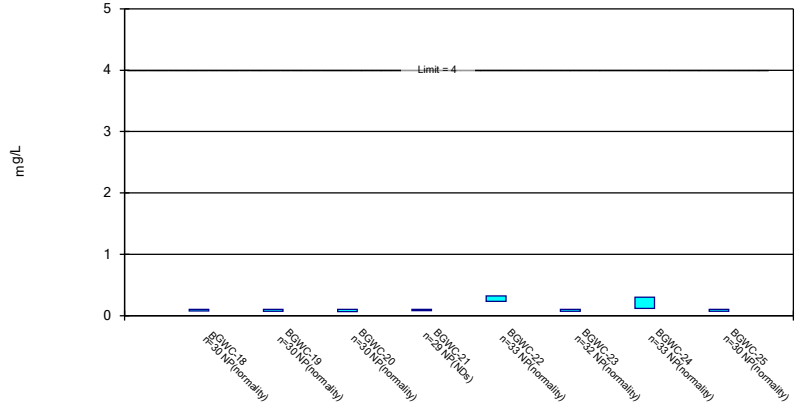

Constituent: Fluoride Analysis Run 4/14/2026 1:43 PM View: Appendix IV Confidence Intervals

Plant Bowen Client: Southern Company Data: Bowen AP-1

Sanitas™ v.10.1.06 Software licensed to Groundwater Stats Consulting. UG

Parametric and Non-Parametric (NP) Confidence Interval

Compliance Limit is not exceeded. Per-well alpha = 0.01. Normality Test: Shapiro Wilk, alpha based on n.

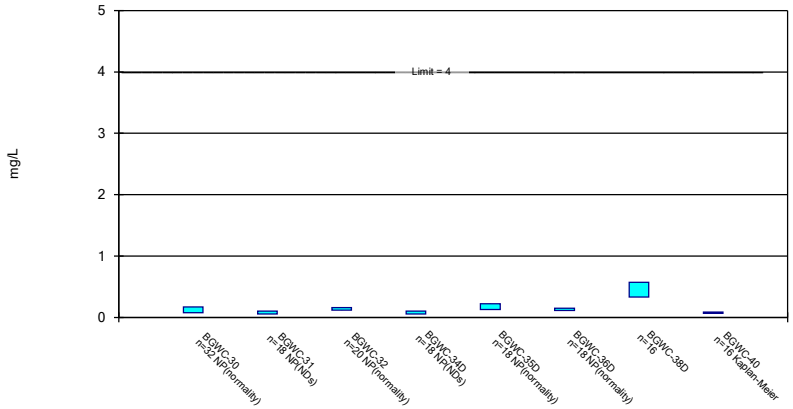

Constituent: Fluoride Analysis Run 4/14/2026 1:43 PM View: Appendix IV Confidence Intervals

Plant Bowen Client: Southern Company Data: Bowen AP-1

Sanitas™ v.10.1.06 Software licensed to Groundwater Stats Consulting. UG

Parametric and Non-Parametric (NP) Confidence Interval

Compliance Limit is not exceeded. Per-well alpha = 0.01. Normality Test: Shapiro Wilk, alpha based on n.

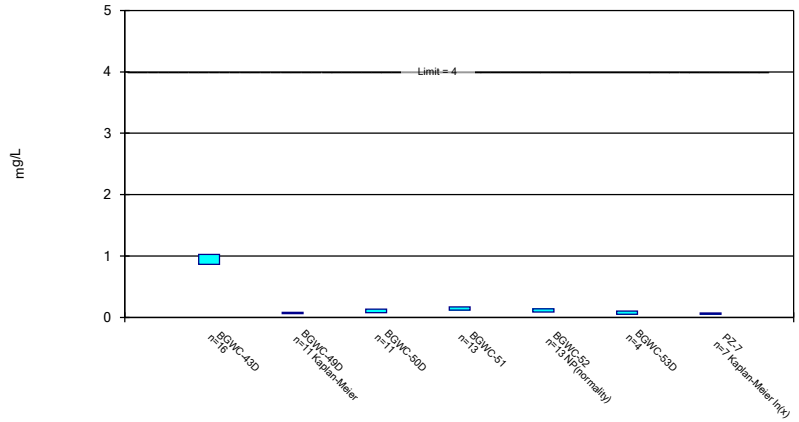

Constituent: Fluoride Analysis Run 4/14/2026 1:43 PM View: Appendix IV Confidence Intervals

Plant Bowen Client: Southern Company Data: Bowen AP-1

Sanitas™ v.10.1.06 Software licensed to Groundwater Stats Consulting. UG

Non-Parametric Confidence Interval

Compliance Limit is not exceeded. Per-well alpha = 0.01.

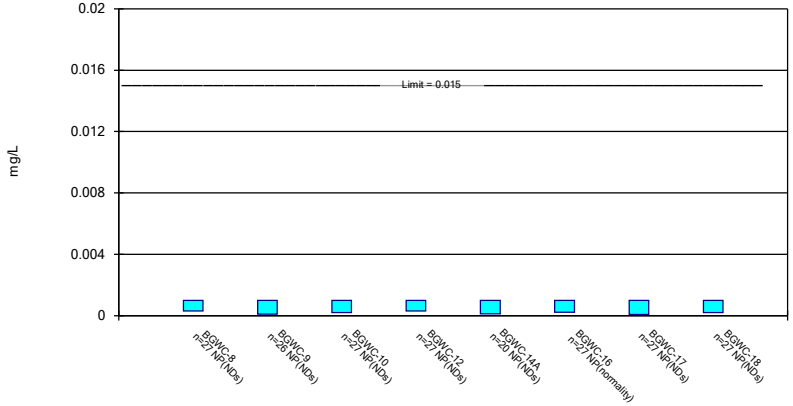

Constituent: Lead Analysis Run 4/14/2026 1:43 PM View: Appendix IV Confidence Intervals

Plant Bowen Client: Southern Company Data: Bowen AP-1

Sanitas™ v.10.1.06 Software licensed to Groundwater Stats Consulting. UG

Non-Parametric Confidence Interval

Compliance Limit is not exceeded. Per-well alpha = 0.01.

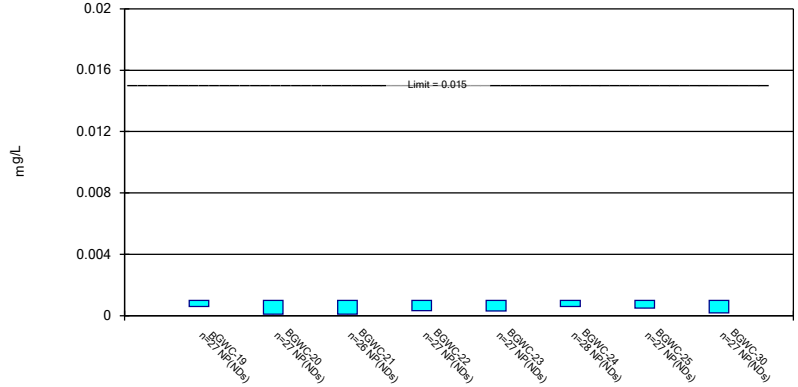

Constituent: Lead Analysis Run 4/14/2026 1:43 PM View: Appendix IV Confidence Intervals

Plant Bowen Client: Southern Company Data: Bowen AP-1

Sanitas™ v.10.1.06 Software licensed to Groundwater Stats Consulting. UG

Parametric and Non-Parametric (NP) Confidence Interval

Compliance Limit is not exceeded. Per-well alpha = 0.01. Normality Test: Shapiro Wilk, alpha based on n.

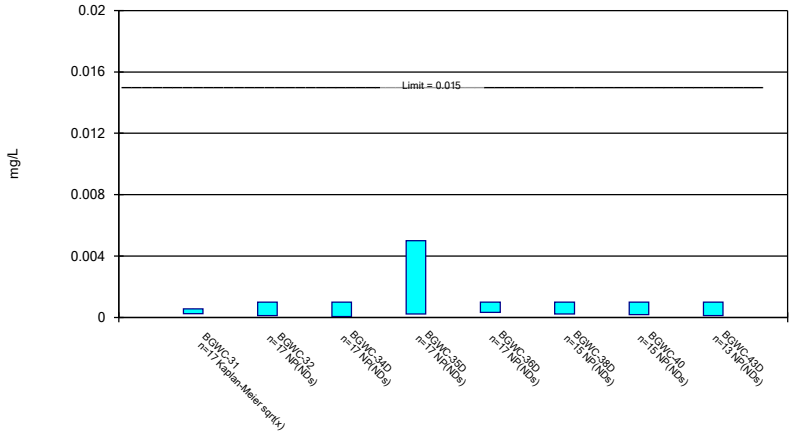

Constituent: Lead Analysis Run 4/14/2026 1:43 PM View: Appendix IV Confidence Intervals

Plant Bowen Client: Southern Company Data: Bowen AP-1

Sanitas™ v.10.1.06 Software licensed to Groundwater Stats Consulting. UG

Non-Parametric Confidence Interval

Compliance Limit is not exceeded. Per-well alpha = 0.01 except as noted.

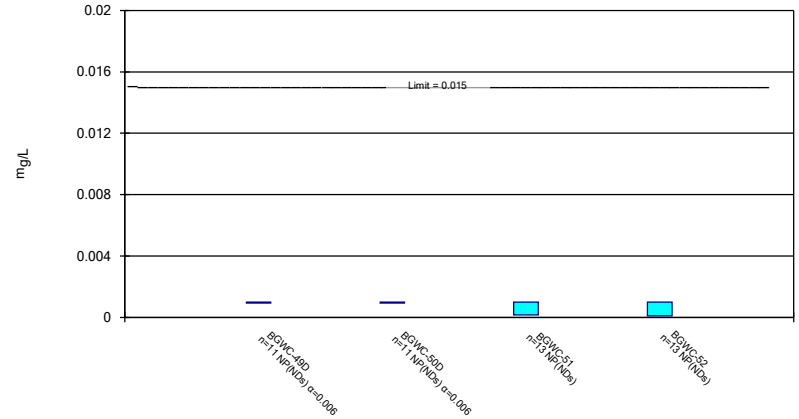

Constituent: Lead Analysis Run 4/14/2026 1:43 PM View: Appendix IV Confidence Intervals

Plant Bowen Client: Southern Company Data: Bowen AP-1

Sanitas™ v.10.1.06 Software licensed to Groundwater Stats Consulting. UG

Non-Parametric Confidence Interval

Compliance Limit is not exceeded. Per-well alpha = 0.01.

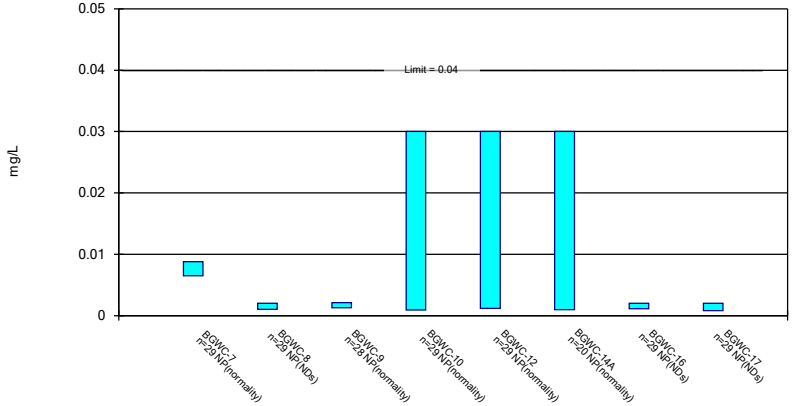

Constituent: Lithium Analysis Run 4/14/2026 1:43 PM View: Appendix IV Confidence Intervals

Plant Bowen Client: Southern Company Data: Bowen AP-1

Sanitas™ v.10.1.06 Software licensed to Groundwater Stats Consulting. UG

Parametric and Non-Parametric (NP) Confidence Interval

Compliance limit is exceeded.* Per-well alpha = 0.01. Normality Test: Shapiro Wilk, alpha based on n.

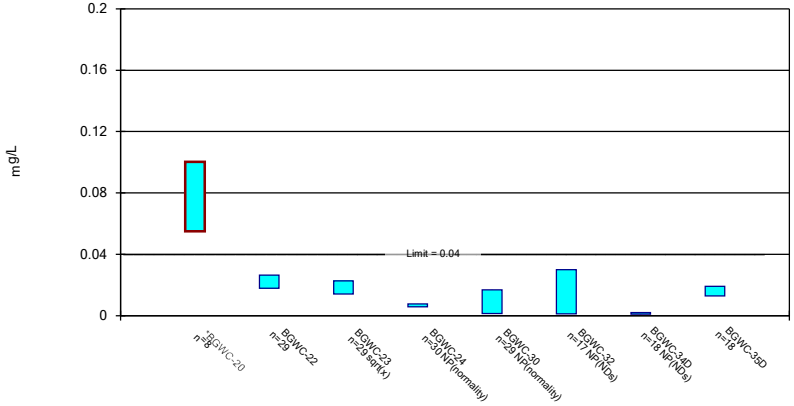

Constituent: Lithium Analysis Run 4/14/2026 1:43 PM View: Appendix IV Confidence Intervals

Plant Bowen Client: Southern Company Data: Bowen AP-1

Sanitas™ v.10.1.06 Software licensed to Groundwater Stats Consulting. UG

Parametric and Non-Parametric (NP) Confidence Interval

Compliance Limit is not exceeded. Per-well alpha = 0.01 except as noted. Normality Test: Shapiro Wilk, alpha based on n.

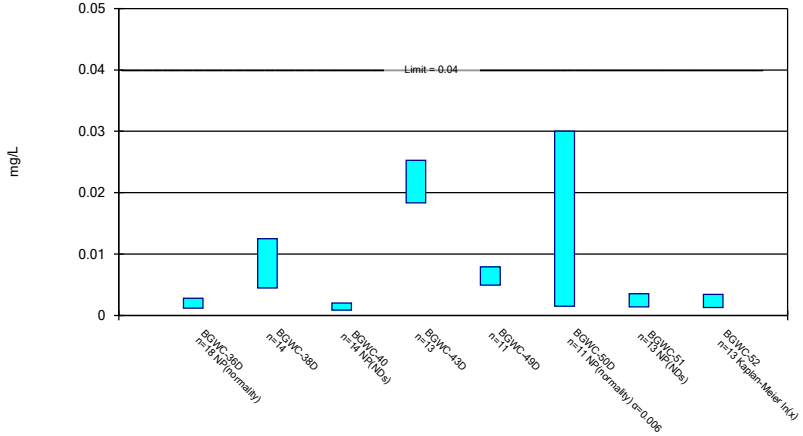

Constituent: Lithium Analysis Run 4/14/2026 1:43 PM View: Appendix IV Confidence Intervals

Plant Bowen Client: Southern Company Data: Bowen AP-1

Sanitas™ v.10.1.06 Software licensed to Groundwater Stats Consulting. UG

Non-Parametric Confidence Interval

Compliance Limit is not exceeded.

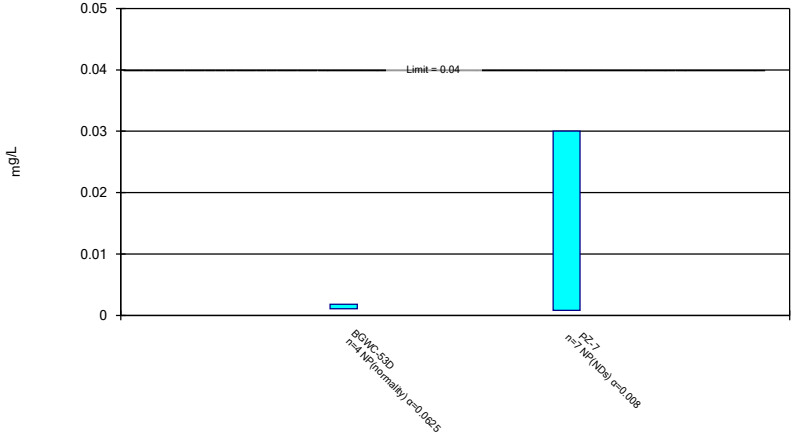

Constituent: Lithium Analysis Run 4/14/2026 1:43 PM View: Appendix IV Confidence Intervals

Plant Bowen Client: Southern Company Data: Bowen AP-1

Sanitas™ v.10.1.06 Software licensed to Groundwater Stats Consulting. UG

Parametric and Non-Parametric (NP) Confidence Interval

Compliance Limit is not exceeded. Per-well alpha = 0.01. Normality Test: Shapiro Wilk, alpha based on n.

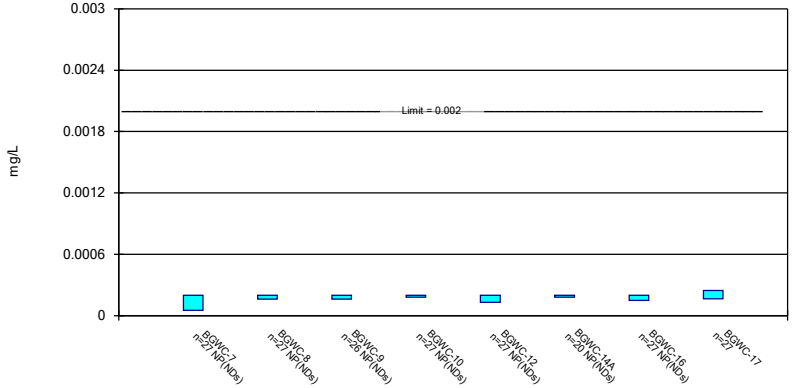

Constituent: Mercury Analysis Run 4/14/2026 1:43 PM View: Appendix IV Confidence Intervals

Plant Bowen Client: Southern Company Data: Bowen AP-1

Sanitas™ v.10.1.06 Software licensed to Groundwater Stats Consulting. UG

Parametric and Non-Parametric (NP) Confidence Interval

Compliance Limit is not exceeded. Per-well alpha = 0.01. Normality Test: Shapiro Wilk, alpha based on n.

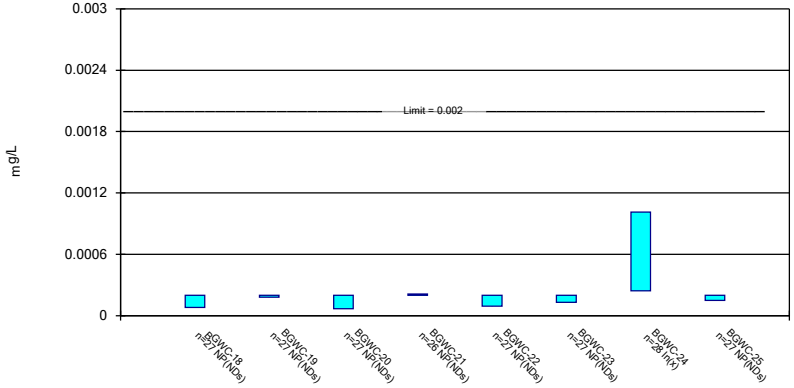

Constituent: Mercury Analysis Run 4/14/2026 1:43 PM View: Appendix IV Confidence Intervals

Plant Bowen Client: Southern Company Data: Bowen AP-1

Sanitas™ v.10.1.06 Software licensed to Groundwater Stats Consulting. UG

Non-Parametric Confidence Interval

Compliance Limit is not exceeded. Per-well alpha = 0.01.

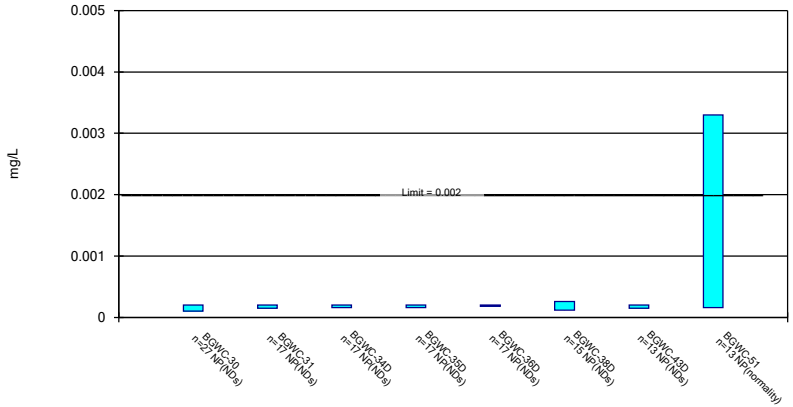

Constituent: Mercury Analysis Run 4/14/2026 1:43 PM View: Appendix IV Confidence Intervals

Plant Bowen Client: Southern Company Data: Bowen AP-1

Sanitas™ v.10.1.06 Software licensed to Groundwater Stats Consulting. UG

Parametric and Non-Parametric (NP) Confidence Interval

Compliance Limit is not exceeded. Per-well alpha = 0.01. Normality Test: Shapiro Wilk, alpha based on n.

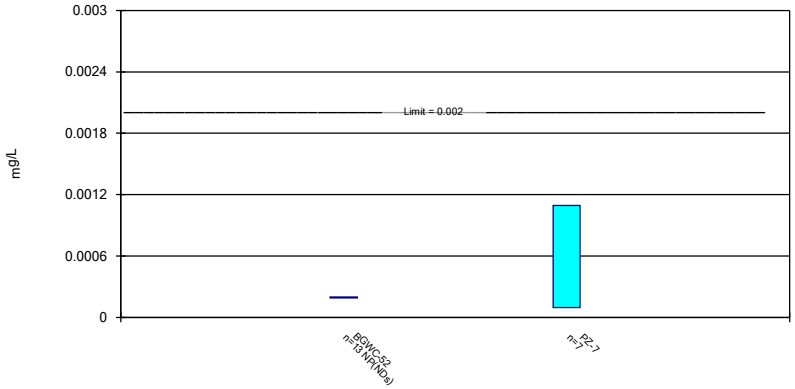

Constituent: Mercury Analysis Run 4/14/2026 1:43 PM View: Appendix IV Confidence Intervals

Plant Bowen Client: Southern Company Data: Bowen AP-1

Sanitas™ v.10.1.06 Software licensed to Groundwater Stats Consulting. UG

Parametric and Non-Parametric (NP) Confidence Interval

Compliance Limit is not exceeded. Per-well alpha = 0.01. Normality Test: Shapiro Wilk, alpha based on n.

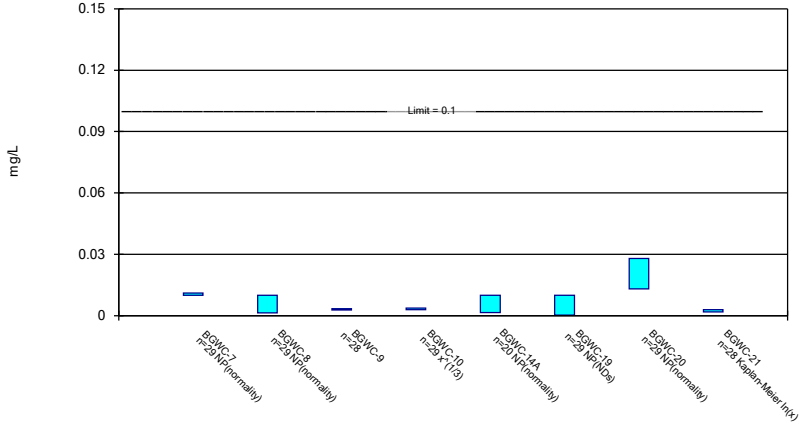

Constituent: Molybdenum Analysis Run 4/14/2026 1:44 PM View: Appendix IV Confidence Intervals

Plant Bowen Client: Southern Company Data: Bowen AP-1

Sanitas™ v.10.1.06 Software licensed to Groundwater Stats Consulting. UG

Parametric and Non-Parametric (NP) Confidence Interval

Compliance Limit is not exceeded. Per-well alpha = 0.01. Normality Test: Shapiro Wilk, alpha based on n.

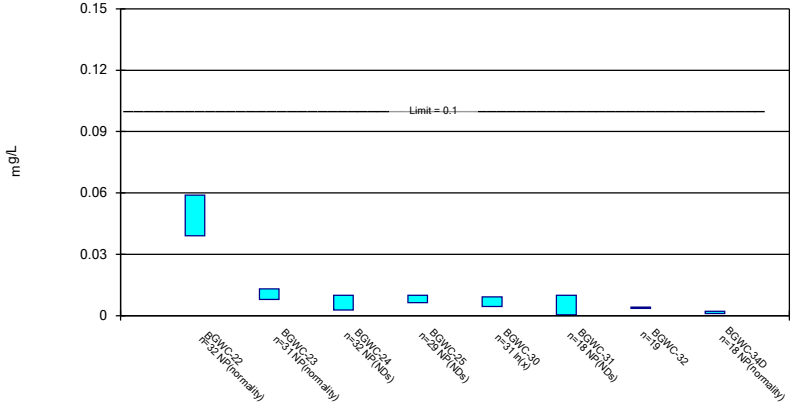

Constituent: Molybdenum Analysis Run 4/14/2026 1:44 PM View: Appendix IV Confidence Intervals

Plant Bowen Client: Southern Company Data: Bowen AP-1

Sanitas™ v.10.1.06 Software licensed to Groundwater Stats Consulting. UG

Parametric and Non-Parametric (NP) Confidence Interval

Compliance limit is exceeded.* Per-well alpha = 0.01. Normality Test: Shapiro Wilk, alpha based on n.

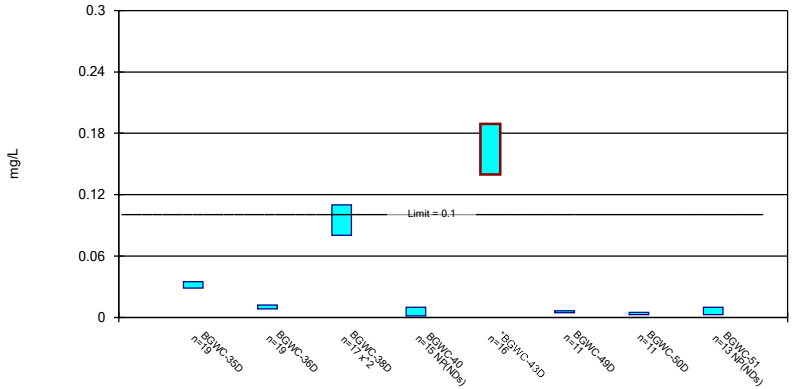

Constituent: Molybdenum Analysis Run 4/14/2026 1:44 PM View: Appendix IV Confidence Intervals

Plant Bowen Client: Southern Company Data: Bowen AP-1

Sanitas™ v.10.1.06 Software licensed to Groundwater Stats Consulting. UG

Parametric Confidence Interval

Compliance Limit is not exceeded. Per-well alpha = 0.01. Normality Test: Shapiro Wilk, alpha based on n.

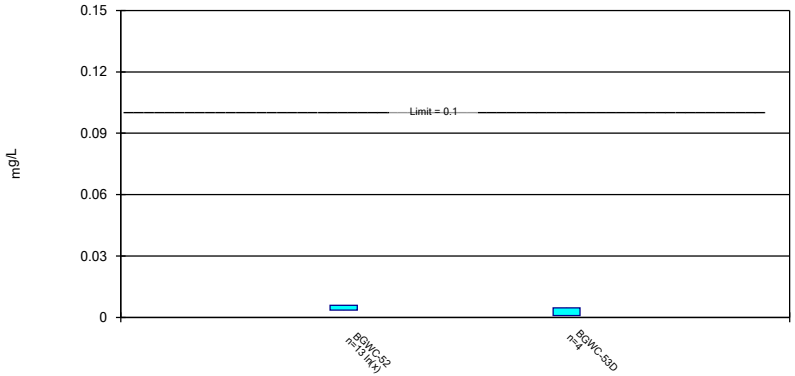

Constituent: Molybdenum Analysis Run 4/14/2026 1:44 PM View: Appendix IV Confidence Intervals

Plant Bowen Client: Southern Company Data: Bowen AP-1

Sanitas™ v.10.1.06 Software licensed to Groundwater Stats Consulting. UG

Non-Parametric Confidence Interval

Compliance Limit is not exceeded. Per-well alpha = 0.01.

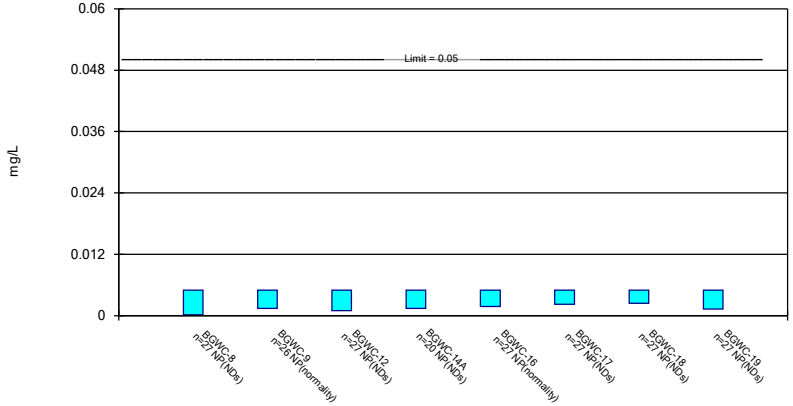

Constituent: Selenium Analysis Run 4/14/2026 1:44 PM View: Appendix IV Confidence Intervals

Plant Bowen Client: Southern Company Data: Bowen AP-1

Sanitas™ v.10.1.06 Software licensed to Groundwater Stats Consulting. UG

Parametric and Non-Parametric (NP) Confidence Interval

Compliance Limit is not exceeded. Per-well alpha = 0.01. Normality Test: Shapiro Wilk, alpha based on n.

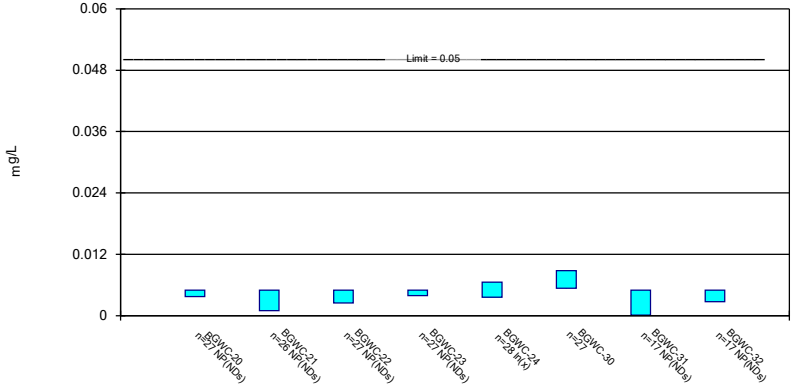

Constituent: Selenium Analysis Run 4/14/2026 1:44 PM View: Appendix IV Confidence Intervals

Plant Bowen Client: Southern Company Data: Bowen AP-1

Sanitas™ v.10.1.06 Software licensed to Groundwater Stats Consulting. UG

Parametric and Non-Parametric (NP) Confidence Interval

Compliance Limit is not exceeded. Per-well alpha = 0.01 except as noted. Normality Test: Shapiro Wilk, alpha based on n.

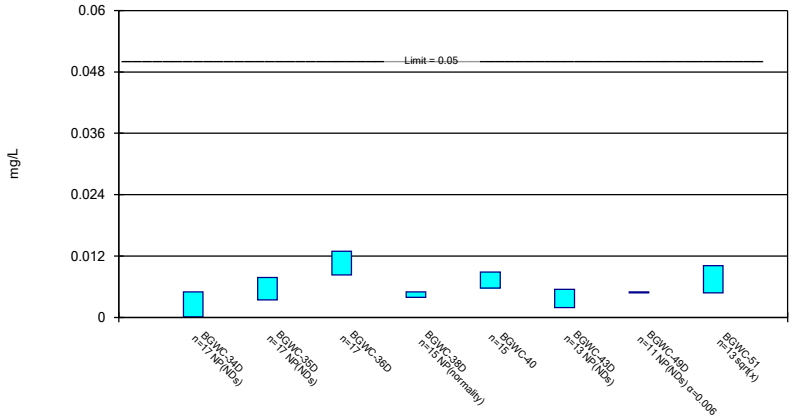

Constituent: Selenium Analysis Run 4/14/2026 1:44 PM View: Appendix IV Confidence Intervals

Plant Bowen Client: Southern Company Data: Bowen AP-1

Sanitas™ v.10.1.06 Software licensed to Groundwater Stats Consulting. UG

Non-Parametric Confidence Interval

Compliance Limit is not exceeded. Per-well alpha = 0.01 except as noted.

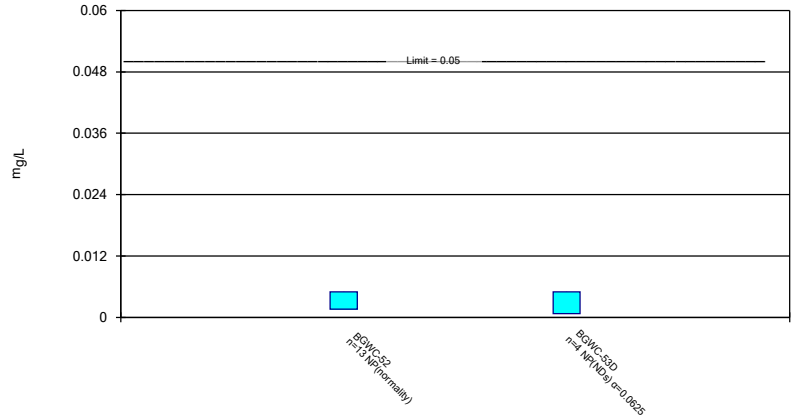

Constituent: Selenium Analysis Run 4/14/2026 1:44 PM View: Appendix IV Confidence Intervals

Plant Bowen Client: Southern Company Data: Bowen AP-1

Sanitas™ v.10.1.06 Software licensed to Groundwater Stats Consulting. UG

Parametric and Non-Parametric (NP) Confidence Interval

Compliance Limit is not exceeded. Per-well alpha = 0.01. Normality Test: Shapiro Wilk, alpha based on n.

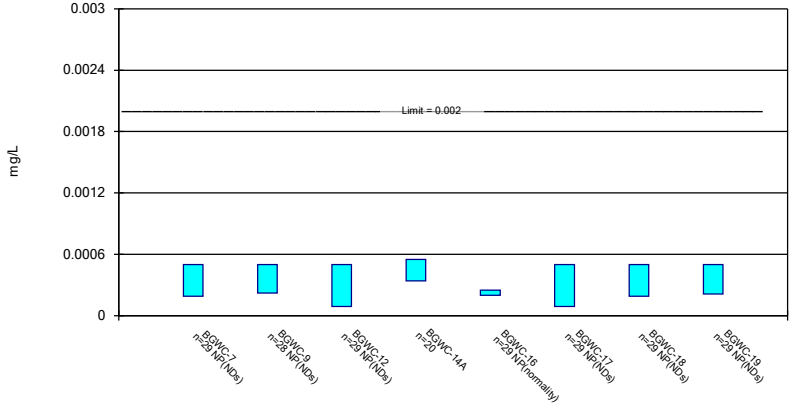

Constituent: Thallium Analysis Run 4/14/2026 1:44 PM View: Appendix IV Confidence Intervals

Plant Bowen Client: Southern Company Data: Bowen AP-1

Sanitas™ v.10.1.06 Software licensed to Groundwater Stats Consulting. UG

Parametric and Non-Parametric (NP) Confidence Interval

Compliance Limit is not exceeded. Per-well alpha = 0.01. Normality Test: Shapiro Wilk, alpha based on n.

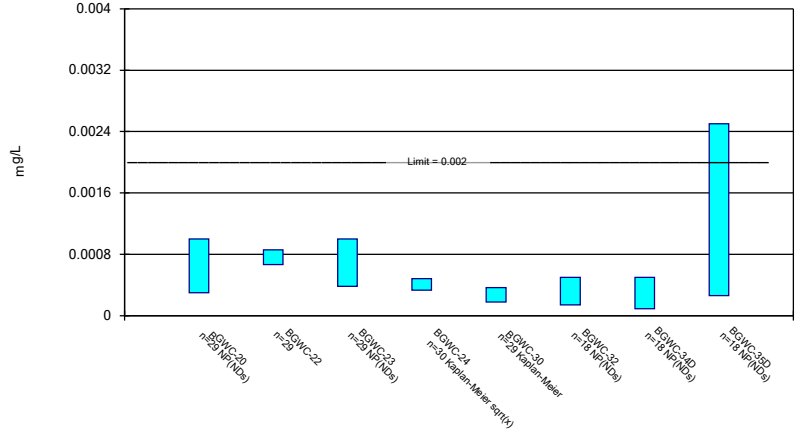

Constituent: Thallium Analysis Run 4/14/2026 1:44 PM View: Appendix IV Confidence Intervals

Plant Bowen Client: Southern Company Data: Bowen AP-1

Sanitas™ v.10.1.06 Software licensed to Groundwater Stats Consulting. UG

Parametric and Non-Parametric (NP) Confidence Interval

Compliance Limit is not exceeded. Per-well alpha = 0.01. Normality Test: Shapiro Wilk, alpha based on n.

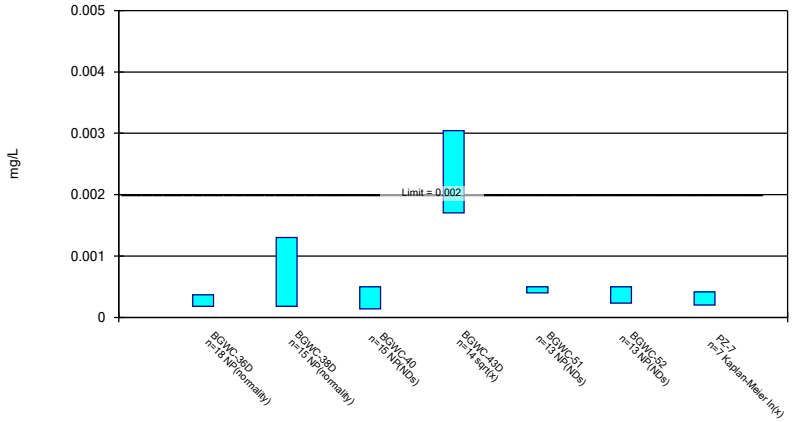

Constituent: Thallium Analysis Run 4/14/2026 1:44 PM View: Appendix IV Confidence Intervals

Plant Bowen Client: Southern Company Data: Bowen AP-1

Confidence Interval

Constituent: Antimony (mg/L) Analysis Run 4/14/2026 1:45 PM View: Appendix IV Confidence Intervals

Plant Bowen Client: Southern Company Data: Bowen AP-1

	BGWC-7	BGWC-8	BGWC-9	BGWC-10	BGWC-14A	BGWC-16	BGWC-17	BGWC-19
6/6/2016			<0.002					
6/7/2016		<0.002		0.0022 (J)		<0.002	<0.002	
6/8/2016	<0.002							<0.002
8/10/2016		0.0004 (J)						
8/11/2016	0.0005 (J)		0.0003 (J)			0.0004 (J)	0.0002 (J)	
8/12/2016								<0.002
8/16/2016				<0.002				
10/4/2016		<0.002						
10/5/2016			<0.002					
10/6/2016	0.0015 (J)							
10/7/2016				<0.002		<0.002	<0.002	<0.002
12/2/2016		<0.002						
12/5/2016			<0.002					
12/6/2016	<0.002			<0.002		<0.002	<0.002	
12/7/2016								<0.002
2/14/2017		<0.002						
2/15/2017	<0.002		<0.002					
2/16/2017				<0.002		<0.002	<0.002	<0.002
4/14/2017		<0.002						
4/17/2017			<0.002					
4/18/2017	0.0003 (J)			<0.002		<0.002		
4/19/2017							<0.002	<0.002
5/26/2017		<0.002	<0.002					
5/30/2017						<0.002	<0.002	
6/1/2017								<0.002
6/2/2017	<0.002			<0.002				
7/10/2017		<0.002						
7/11/2017			<0.002					
7/12/2017				<0.002				
7/14/2017	<0.002					<0.002	<0.002	<0.002
3/26/2018		<0.002						
3/27/2018	<0.002		<0.002	<0.002		<0.002	<0.002	<0.002
2/25/2019		<0.002				<0.002		
2/27/2019							<0.002	
2/28/2019	<0.002			<0.002				
3/1/2019								<0.002
2/19/2020		<0.002						
2/20/2020			<0.002	<0.002		<0.002		
2/21/2020	0.0016 (J)							
2/24/2020							<0.002	<0.002
3/18/2020		<0.002						
3/19/2020	<0.002		<0.002			<0.002	<0.002	
3/20/2020								<0.002
3/23/2020				<0.002				
5/22/2020					<0.002			
6/23/2020					<0.002			
7/28/2020					<0.002			
9/2/2020					<0.002			
9/23/2020		<0.002						
9/24/2020			<0.002	<0.002		<0.002	<0.002	
9/25/2020	<0.002							
9/28/2020								0.0005 (J)

ND substitution: RL or RL/2 if <15% NDs.

Confidence Interval

Constituent: Antimony (mg/L) Analysis Run 4/14/2026 1:45 PM View: Appendix IV Confidence Intervals

Plant Bowen Client: Southern Company Data: Bowen AP-1

	BGWC-7	BGWC-8	BGWC-9	BGWC-10	BGWC-14A	BGWC-16	BGWC-17	BGWC-19
10/1/2020					0.0003 (J)			
11/10/2020					0.00061 (J)			
12/15/2020					<0.002			
1/20/2021					<0.002			
2/16/2021		0.00046 (J)						
2/17/2021			0.00075 (J)					
2/18/2021	<0.002			<0.002	<0.002	<0.002	<0.002	<0.002
3/24/2021		0.00059 (J)	0.00038 (J)		<0.002	<0.002	<0.002	
3/26/2021								<0.002
3/30/2021	<0.002			<0.002				
8/18/2021		<0.002	0.0014 (J)	<0.002	<0.002	<0.002		
8/19/2021	<0.002						<0.002	
8/20/2021								<0.002
2/9/2022					<0.002			
2/10/2022		<0.002	<0.002					
2/11/2022	<0.002			0.0021 (J)		<0.002	<0.002	
2/16/2022								<0.002
7/26/2022		<0.002	<0.002		<0.002			
7/27/2022						<0.002	<0.002	<0.002
7/28/2022	<0.002			0.0015 (J)				
1/26/2023	<0.002	<0.002	<0.002		<0.002	<0.002	<0.002	
1/27/2023				<0.002				<0.002
8/16/2023		<0.002			<0.002			
8/17/2023	<0.002		<0.002	<0.002		<0.002	<0.002	
8/18/2023								<0.002
2/1/2024		<0.002	<0.002	<0.002	<0.002	<0.002	<0.002	
2/2/2024	<0.002							<0.002
8/16/2024	<0.002	<0.002			<0.002			
8/19/2024			<0.002			<0.002	<0.002	<0.002
8/20/2024				<0.002				
2/5/2025		<0.002	<0.002		<0.002			
2/6/2025	<0.002			<0.002		<0.002		
2/7/2025							<0.002	<0.002
7/31/2025		<0.002						
8/4/2025			<0.002		<0.002			
8/5/2025	<0.002			<0.002		<0.002	<0.002	
8/6/2025								<0.002
2/3/2026		<0.002	<0.002					
2/4/2026	<0.002			<0.002	<0.002	<0.002	<0.002	
2/5/2026								<0.002
Mean	0.001836	0.001818	0.001785	0.001992	0.001846	0.001936	0.001928	0.00194
Std. Dev.	0.0004508	0.0005038	0.0005243	0.0001115	0.0004782	0.00032	0.00036	0.0003
Upper Lim.	0.002	0.002	0.002	0.0021	0.002	0.002	0.002	0.002
Lower Lim.	0.0016	0.00059	0.0014	0.0015	0.00061	0.0004	0.0002	0.0005

ND substitution: RL or RL/2 if <15% NDs.

Confidence Interval

Constituent: Antimony (mg/L) Analysis Run 4/14/2026 1:45 PM View: Appendix IV Confidence Intervals

Plant Bowen Client: Southern Company Data: Bowen AP-1

	BGWC-20	BGWC-21	BGWC-22	BGWC-23	BGWC-24	BGWC-25	BGWC-30	BGWC-31
6/8/2016	<0.002	<0.002	<0.002			<0.002		
6/9/2016				<0.003	<0.003			
8/12/2016	<0.002							
8/15/2016						0.0013 (J)		
8/18/2016		<0.002	0.0023 (J)	0.0009 (J)	<0.003			
10/10/2016	<0.002	<0.002	0.0021 (J)	<0.003	<0.003	<0.002		
12/7/2016	<0.002			<0.003	<0.003			
12/8/2016		<0.002	<0.002			<0.002		
1/23/2017							<0.002	
2/7/2017							<0.002	
2/17/2017	<0.002	<0.002	<0.002					
2/20/2017				<0.003	<0.003	<0.002		
3/27/2017							<0.002	
4/17/2017							<0.002	
4/19/2017	<0.002	<0.002		<0.003	<0.003			
4/20/2017			<0.002			<0.002		
5/22/2017							<0.002	
6/1/2017	<0.002	<0.002				<0.002		
6/5/2017			<0.002	<0.003	<0.003		<0.002	
7/11/2017							<0.002	
7/17/2017				<0.003	<0.003	<0.002		
7/18/2017	<0.002	<0.002						
7/19/2017			<0.002					
8/23/2017							<0.002	
3/26/2018							<0.002	
3/28/2018	<0.002	<0.002				<0.002		
3/29/2018			<0.002	<0.003	<0.003			
2/27/2019	<0.002							
3/1/2019			<0.002	<0.003	<0.003	<0.002	<0.002	
2/24/2020	<0.002							
2/25/2020			<0.002	<0.003				
2/26/2020		<0.002			<0.003	<0.002	<0.002	<0.002
3/20/2020		<0.002	<0.002					
3/23/2020	0.0014 (J)			0.00053 (J)			<0.002	<0.002
3/24/2020						<0.002		
3/25/2020					<0.003			
9/24/2020		<0.002	<0.002	<0.003				
9/25/2020					0.00048 (J)		<0.002	
9/28/2020	0.0005 (J)					<0.002		0.00038 (J)
2/18/2021	<0.002							
2/19/2021		<0.002	0.00028 (J)	0.00031 (J)	0.00036 (J)			
2/22/2021								<0.002
2/23/2021						<0.002		
3/8/2021							<0.002	
3/25/2021							<0.002	
3/26/2021				<0.003	<0.003	<0.002		
3/29/2021	<0.002	<0.002	<0.002					<0.002
8/19/2021						<0.002	<0.002	
8/20/2021	<0.002	0.0014 (J)						<0.002
8/23/2021			<0.002	0.0029 (J)	0.0028 (J)			
2/14/2022				0.0014 (J)			<0.002	
2/15/2022			<0.002		0.0048			

ND substitution: RL or RL/2 if <15% NDs.

Confidence Interval

Constituent: Antimony (mg/L) Analysis Run 4/14/2026 1:45 PM View: Appendix IV Confidence Intervals

Plant Bowen Client: Southern Company Data: Bowen AP-1

	BGWC-20	BGWC-21	BGWC-22	BGWC-23	BGWC-24	BGWC-25	BGWC-30	BGWC-31
2/16/2022	<0.002	0.0017 (J)				<0.002		<0.002
7/27/2022	<0.002					<0.002		
7/28/2022		<0.002						<0.002
8/1/2022				0.0022 (J)			<0.002	
8/2/2022			<0.002		0.015 (O)			
10/21/2022					0.0032			
1/27/2023		<0.002				<0.002		<0.002
1/30/2023	<0.002							
2/1/2023					<0.003		<0.002	
2/2/2023				0.007				
2/7/2023			<0.002					
5/10/2023				0.0032				
8/17/2023						<0.002		
8/18/2023	<0.002							<0.002
8/21/2023							<0.002	
8/22/2023			<0.002					
8/23/2023		<0.002		<0.003				
8/25/2023					0.0021 (J)			
1/30/2024					<0.003			
2/2/2024								0.0023 (J)
2/5/2024	<0.002	<0.002				0.00058 (J)		
2/6/2024							<0.002	
2/8/2024			<0.002	0.00089 (J)				
8/19/2024								<0.002
8/20/2024	<0.002					<0.002		
8/21/2024			<0.002		0.009			
8/22/2024		<0.002		0.0029 (J)			0.00085 (J)	
2/6/2025	<0.002							<0.002
2/10/2025		<0.002				<0.002	<0.002	
2/11/2025				0.0031	0.0032			
2/13/2025			0.00085 (J)					
8/5/2025							0.00051 (J)	
8/7/2025	<0.002		<0.002			<0.002		
8/8/2025								<0.002
8/11/2025		<0.002		0.0034	0.009			
2/2/2026					0.00048 (J)			
2/4/2026		<0.002				<0.002		
2/5/2026	<0.002							<0.002
2/6/2026				0.0021				
2/9/2026							<0.002	
2/10/2026			0.00071 (J)					
Mean	0.001916	0.001963	0.00185	0.002686	0.003217	0.001915	0.001894	0.001912
Std. Dev.	0.0003184	0.0001345	0.0004778	0.001263	0.001986	0.0003114	0.0003688	0.0004308
Upper Lim.	0.002	0.002	0.0021	0.0031	0.0032	0.002	0.002	0.0023
Lower Lim.	0.0014	0.0017	0.00085	0.0022	0.0028	0.0013	0.00085	0.00038

ND substitution: RL or RL/2 if <15% NDs.

Confidence Interval

Constituent: Antimony (mg/L) Analysis Run 4/14/2026 1:45 PM View: Appendix IV Confidence Intervals

Plant Bowen Client: Southern Company Data: Bowen AP-1

	BGWC-32	BGWC-34D	BGWC-35D	BGWC-36D	BGWC-38D	BGWC-40	BGWC-43D	BGWC-49D
2/25/2020			<0.01					
2/26/2020				<0.002				
2/27/2020	<0.002	<0.002			0.0003 (J)			
2/28/2020						<0.002		
3/23/2020				<0.002				
3/24/2020	<0.002	<0.002			<0.003			
3/25/2020			<0.01			<0.002		
9/2/2020					0.0016 (J)			
9/3/2020							0.00091 (J)	
9/25/2020	0.00039 (J)		0.00064 (J)					
9/28/2020		0.00049 (J)		<0.002				
9/29/2020						<0.002		
2/19/2021		<0.002						
2/22/2021			0.00066 (J)			<0.002		
2/23/2021	0.00036 (J)							
3/8/2021				0.00096 (J)			0.00058 (J)	
3/9/2021					0.00062 (J)			
3/25/2021				<0.002				
3/26/2021			<0.01					
3/29/2021					<0.003		<0.002	
3/30/2021	<0.002	0.00079 (J)				0.0005 (J)		
4/19/2021								0.00039 (J)
8/19/2021					0.01			
8/20/2021			<0.01					
8/23/2021				<0.002			<0.002	
8/24/2021		<0.002				<0.002		<0.002
8/25/2021	<0.002							
2/14/2022				<0.002	0.0067			
2/15/2022							<0.002	
2/16/2022	<0.002	<0.002				<0.002		
2/17/2022			<0.01					<0.002
7/28/2022		<0.002	<0.01			<0.002		
7/29/2022	<0.002			<0.002				
8/1/2022							<0.002	<0.002
8/2/2022					0.0015 (J)			
1/30/2023		<0.002	<0.01					
1/31/2023	<0.002					<0.002		
2/1/2023				<0.002				<0.002
2/7/2023					0.00082 (J)		<0.002	
8/18/2023	<0.002	<0.002				<0.002		
8/21/2023				<0.002	<0.003			
8/22/2023								<0.002
8/23/2023							<0.002	
8/24/2023			<0.01					
1/30/2024				0.0021 (J)			0.0015 (J)	
2/5/2024		<0.002						
2/6/2024					0.0026 (J)			<0.002
2/7/2024			0.0023 (J)			<0.002		
2/8/2024	<0.002							
8/20/2024		<0.002		<0.002		<0.002		
8/21/2024	<0.002						<0.002	<0.002
8/22/2024			0.0013 (J)		0.0013 (J)			

ND substitution: RL or RL/2 if <15% NDs.

Confidence Interval

Constituent: Antimony (mg/L) Analysis Run 4/14/2026 1:45 PM View: Appendix IV Confidence Intervals

Plant Bowen Client: Southern Company Data: Bowen AP-1

	BGWC-32	BGWC-34D	BGWC-35D	BGWC-36D	BGWC-38D	BGWC-40	BGWC-43D	BGWC-49D
2/5/2025				<0.002				
2/6/2025		<0.002						
2/10/2025						<0.002		<0.002
2/11/2025			0.00086 (J)		0.001 (J)		<0.002	
2/12/2025	<0.002							
8/6/2025					0.0028			<0.002
8/7/2025		<0.002		<0.002			<0.002	
8/8/2025						<0.002		
8/11/2025			<0.01					
8/12/2025	<0.002							
2/4/2026		<0.002						
2/5/2026				<0.002		<0.002		
2/6/2026	<0.002		<0.01				<0.002	
2/9/2026					0.001 (J)			<0.002
Mean	0.001783	0.001819	0.007051	0.001937	0.002616	0.0019	0.001768	0.001854
Std. Dev.	0.0005718	0.0004819	0.004333	0.0002716	0.002584	0.0003873	0.0004794	0.0004854
Upper Lim.	0.002	0.002	0.01	0.0021	0.003243	0.002	0.002	0.002
Lower Lim.	0.00039	0.00079	0.00086	0.00096	0.0007326	0.0005	0.00091	0.002

ND substitution: RL or RL/2 if <15% NDs.

Confidence Interval

Constituent: Antimony (mg/L) Analysis Run 4/14/2026 1:45 PM View: Appendix IV Confidence Intervals

Plant Bowen Client: Southern Company Data: Bowen AP-1

	BGWC-50D	BGWC-51	BGWC-52
1/28/2021		<0.002	0.0019 (J)
2/23/2021		<0.002	0.00053 (J)
3/30/2021		0.0019 (J)	0.00085 (J)
4/19/2021	0.0019 (J)		
8/18/2021	<0.002		
8/23/2021		<0.002	<0.002
2/9/2022	<0.002		
2/14/2022		<0.002	<0.002
7/26/2022	<0.002		
7/28/2022			<0.002
8/1/2022		<0.002	
1/25/2023	0.0017 (J)		
1/31/2023		<0.002	<0.002
8/15/2023	<0.002		
8/21/2023		<0.002	
8/22/2023			<0.002
1/31/2024	<0.002		
2/5/2024		<0.002	<0.002
8/16/2024	<0.002		
8/20/2024		<0.002	<0.002
2/5/2025	<0.002		
2/6/2025		<0.002	
2/7/2025			<0.002
7/31/2025	<0.002		
8/11/2025			<0.002
8/13/2025		<0.002	
2/3/2026	<0.002		
2/5/2026		<0.002	<0.002
Mean	0.001964	0.001992	0.001791
Std. Dev.	9.244E-05	2.774E-05	0.0004937
Upper Lim.	0.002	0.002	0.002
Lower Lim.	0.0019	0.0019	0.00085

ND substitution: RL or RL/2 if <15% NDs.

Confidence Interval

Constituent: Arsenic (mg/L) Analysis Run 4/14/2026 1:45 PM View: Appendix IV Confidence Intervals

Plant Bowen Client: Southern Company Data: Bowen AP-1

	BGWC-7	BGWC-8	BGWC-9	BGWC-10	BGWC-12	BGWC-14A	BGWC-16	BGWC-17
6/6/2016			0.0022					
6/7/2016		0.00018 (J)		0.0039	<0.002		<0.002	<0.002
6/8/2016	0.0024							
8/10/2016		<0.002						
8/11/2016	0.0024 (J)		0.0028 (J)				<0.002	<0.002
8/12/2016					0.0009 (J)			
8/16/2016				0.0091				
10/4/2016		<0.002						
10/5/2016			0.002 (J)					
10/6/2016	<0.002				<0.002			
10/7/2016				0.0074			<0.002	<0.002
12/2/2016		<0.002						
12/5/2016			<0.002		<0.002			
12/6/2016	<0.002			0.0044 (J)			<0.002	<0.002
2/14/2017		<0.002						
2/15/2017	0.003 (J)		0.0033 (J)		<0.002			
2/16/2017				0.0081			<0.002	<0.002
4/14/2017		0.0007 (J)						
4/17/2017			0.0028 (J)					
4/18/2017	0.0029 (J)			0.0084	0.0009 (J)		0.0007 (J)	
4/19/2017								0.0012 (J)
5/26/2017		0.0008 (J)	0.0035 (J)					
5/30/2017							0.0008 (J)	0.0006 (J)
6/2/2017	0.0031 (J)			0.008	0.0015 (J)			
7/10/2017		0.0011 (J)						
7/11/2017			0.0033 (J)					
7/12/2017				0.0063				
7/13/2017					0.0006 (J)			
7/14/2017	0.0017 (J)						0.0008 (J)	<0.002
3/26/2018		0.0009 (J)						
3/27/2018	0.0028 (J)		0.0021 (J)	0.0064			0.0014 (J)	0.00076 (J)
3/28/2018					0.0015 (J)			
6/12/2018		0.00065 (J)	0.0015 (J)				0.00073 (J)	
6/13/2018	0.0023 (J)							
6/14/2018				0.0075	0.00096 (J)			<0.002
10/16/2018		0.00064 (J)						
10/17/2018			0.0035 (J)		<0.002			<0.002
10/18/2018	0.0015 (J)			0.0056			<0.002	
2/25/2019		<0.002					<0.002	
2/27/2019								0.001 (J)
2/28/2019	0.0011 (J)			0.0058	<0.002			
4/1/2019		0.00041 (J)	0.0026 (J)		0.00028 (J)			
4/2/2019	0.0016 (J)			0.0057			0.0003 (J)	0.00024 (J)
9/24/2019	0.0031 (J)	0.00047 (J)	0.0033 (J)					
9/25/2019				0.0058	0.00085 (J)			
9/26/2019							0.00074 (J)	0.0008 (J)
2/19/2020		0.0011 (J)						
2/20/2020			0.0019 (J)	0.0067			0.00042 (J)	
2/21/2020	0.0018 (J)							
2/24/2020					0.00039 (J)			<0.002
3/18/2020		0.00042 (J)						
3/19/2020	0.0018 (J)		0.0014 (J)		0.00036 (J)		<0.002	<0.002

ND substitution: RL or RL/2 if <15% NDs.

Confidence Interval

Constituent: Arsenic (mg/L) Analysis Run 4/14/2026 1:45 PM View: Appendix IV Confidence Intervals

Plant Bowen Client: Southern Company Data: Bowen AP-1

	BGWC-7	BGWC-8	BGWC-9	BGWC-10	BGWC-12	BGWC-14A	BGWC-16	BGWC-17
3/23/2020				0.0049 (J)				
5/22/2020						0.001 (J)		
6/23/2020						<0.002		
7/28/2020						0.0011 (J)		
9/2/2020						<0.002		
9/23/2020		<0.002						
9/24/2020			0.0021 (J)	0.006			<0.002	<0.002
9/25/2020	0.0025 (J)				<0.002			
10/1/2020						<0.002		
11/10/2020						<0.002		
12/15/2020						<0.002		
1/20/2021						<0.002		
2/16/2021		<0.002						
2/17/2021			0.0019 (J)					
2/18/2021	0.0026 (J)			0.0054		<0.002	<0.002	<0.002
2/19/2021					0.0011 (J)			
3/24/2021		0.0012 (J)	0.0025 (J)		0.002 (J)	0.002 (J)	0.0013 (J)	0.0017 (J)
3/30/2021	0.0017 (J)			0.0053				
8/18/2021		0.0014 (J)	0.0025 (J)	0.0083	0.0039 (J)	0.0034 (J)	<0.002	
8/19/2021	0.0045 (J)							0.0014 (J)
2/9/2022						<0.002		
2/10/2022		<0.002	0.0018 (J)					
2/11/2022	0.0022 (J)			0.0094	<0.002		<0.002	<0.002
7/26/2022		<0.002	<0.002			<0.002		
7/27/2022					0.0028 (J)		<0.002	<0.002
7/28/2022	0.0024 (J)			0.005				
1/26/2023	0.0025 (J)	<0.002	<0.002		<0.002	<0.002	<0.002	<0.002
1/27/2023				<0.005				
8/16/2023		<0.002			<0.002	<0.002		
8/17/2023	0.0041 (J)		<0.002	0.0062			<0.002	<0.002
2/1/2024		<0.002	0.0012 (J)	0.006	<0.002	<0.002	0.0011 (J)	<0.002
2/2/2024	0.0015 (J)							
8/16/2024	0.0011 (J)	<0.002				0.0021 (J)		
8/19/2024			0.0024 (J)		0.0028 (J)		0.0031 (J)	0.0013 (J)
8/20/2024				0.0071				
2/5/2025		<0.002	<0.002		<0.002	<0.002		
2/6/2025	<0.002			0.004 (J)			<0.002	
2/7/2025								<0.002
7/31/2025		<0.002						
8/4/2025			<0.002		<0.002	<0.002		
8/5/2025	<0.002			0.0034			<0.002	<0.002
2/3/2026		0.0005 (J)	0.0011 (J)		0.00078 (J)			
2/4/2026	0.0018 (J)			0.0041		0.0007 (J)	0.00077 (J)	<0.002
Mean	0.002152	0.001396	0.002275	0.006093	0.001642	0.001915	0.001592	0.00169
Std. Dev.	0.0009046	0.0006804	0.0006648	0.001727	0.0008237	0.0005294	0.0006736	0.0005285
Upper Lim.	0.002566	0.002	0.0022	0.006885	0.002	0.0021	0.002	0.002
Lower Lim.	0.001737	0.0007	0.001605	0.005302	0.0009	0.002	0.0008	0.0014

ND substitution: RL or RL/2 if <15% NDs.

Confidence Interval

Constituent: Arsenic (mg/L) Analysis Run 4/14/2026 1:45 PM View: Appendix IV Confidence Intervals

Plant Bowen Client: Southern Company Data: Bowen AP-1

	BGWC-18	BGWC-19	BGWC-20	BGWC-21	BGWC-22	BGWC-23	BGWC-24	BGWC-25
6/8/2016	<0.002	0.00046 (J)	0.0011 (J)	0.0015	0.0012 (J)			0.0037
6/9/2016						0.0012 (J)	0.0016	
8/12/2016	<0.002	0.0008 (J)	0.0017 (J)					
8/15/2016								0.003 (J)
8/18/2016				<0.002	0.0022 (J)	0.003 (J)	0.0054	
10/7/2016	<0.002	<0.002						
10/10/2016			<0.002	<0.002	0.002 (J)	0.0021 (J)	0.0079	0.0026 (J)
12/6/2016	<0.002							
12/7/2016		<0.002	<0.002			0.0023 (J)	0.0121	
12/8/2016				<0.002	<0.002			<0.002
2/16/2017	<0.002	<0.002						
2/17/2017			<0.002	<0.002	0.0023 (J)			
2/20/2017						0.0025 (J)	0.0063	0.0029 (J)
4/19/2017	0.0013 (J)	0.0015 (J)	0.002 (J)	0.002 (J)		0.0032 (J)	0.0051	
4/20/2017					0.0028 (J)			0.0024 (J)
6/1/2017	0.0005 (J)	0.0008 (J)	0.0017 (J)	0.0011 (J)				0.0025 (J)
6/5/2017					0.0035 (J)	0.0043 (J)	0.0072	
7/14/2017	<0.002	0.0006 (J)						
7/17/2017						0.0017 (J)	0.0031 (J)	0.0021 (J)
7/18/2017			0.0018 (J)	0.0015 (J)				
7/19/2017					0.0028 (J)			
3/27/2018	0.00066 (J)	0.00082 (J)						
3/28/2018			0.0018 (J)	0.0012 (J)				0.0019 (J)
3/29/2018					0.0037 (J)	0.0028 (J)	0.0075 (J)	
6/13/2018			0.0015 (J)			0.0019 (J)	0.0045 (J)	
6/14/2018	<0.002			0.00087 (J)	0.0027 (J)			0.0022 (J)
6/15/2018		0.00074 (J)						
10/18/2018	<0.002							
10/19/2018		<0.002		0.00059 (J)				
10/22/2018			<0.002		0.0016 (J)	0.0015 (J)	0.0027 (J)	0.0026 (J)
2/27/2019	0.00083 (J)		0.0014 (J)					
3/1/2019		<0.002			0.0011 (J)	0.0023 (J)	0.0032 (J)	0.0022 (J)
4/2/2019	0.00015 (J)							
4/3/2019		0.00017 (J)	0.00027 (J)	0.00038 (J)	0.0021 (J)	0.00093 (J)	0.0019 (J)	
4/4/2019								0.0016 (J)
9/26/2019	0.00046 (J)	0.00067 (J)	0.00087 (J)					
9/27/2019					0.0013 (J)	0.00096 (J)		
9/30/2019				<0.002			0.0027 (J)	0.002 (J)
2/24/2020	<0.002	<0.002	0.00057 (J)					
2/25/2020					0.0014 (J)	0.0012 (J)		
2/26/2020				0.00047 (J)			0.0013 (J)	0.0018 (J)
3/20/2020	<0.002	<0.002		<0.002	0.0015 (J)			
3/23/2020			<0.002			0.0027 (J)		
3/24/2020								0.0013 (J)
3/25/2020							<0.005	
9/24/2020	<0.002			<0.002	0.0019 (J)	0.001 (J)		
9/25/2020							0.0023 (J)	
9/28/2020		<0.002	<0.002					0.0028 (J)
2/18/2021	<0.002	<0.002	0.0016 (J)					
2/19/2021				0.00079 (J)	0.0039 (J)	0.0049 (J)	0.0054	
2/23/2021								0.004 (J)
3/24/2021	0.0014 (J)							

ND substitution: RL or RL/2 if <15% NDs.

Confidence Interval

Constituent: Arsenic (mg/L) Analysis Run 4/14/2026 1:45 PM View: Appendix IV Confidence Intervals

Plant Bowen Client: Southern Company Data: Bowen AP-1

	BGWC-18	BGWC-19	BGWC-20	BGWC-21	BGWC-22	BGWC-23	BGWC-24	BGWC-25
3/26/2021		<0.002				<0.002	<0.005	0.0025 (J)
3/29/2021			<0.002	<0.002	<0.002			
8/19/2021	0.002 (J)							0.0019 (J)
8/20/2021		<0.002	<0.002	<0.002				
8/23/2021					0.0036 (J)	0.0043 (J)	0.0032 (J)	
2/14/2022						0.0065		
2/15/2022					0.007		0.0073	
2/16/2022	<0.002	0.0022 (J)	0.0031 (J)	0.002 (J)				0.0055
7/27/2022	<0.002	<0.002	<0.002					0.0027 (J)
7/28/2022				<0.002				
8/1/2022						0.0085		
8/2/2022					0.0033 (J)		<0.005	
10/21/2022							0.003 (J)	
1/26/2023	<0.002							
1/27/2023		<0.002		<0.002				<0.002
1/30/2023			<0.002					
2/1/2023							0.0042 (J)	
2/2/2023						0.01		
2/7/2023					0.0028 (J)			
8/17/2023	<0.002							<0.002
8/18/2023		<0.002	0.0045 (J)					
8/22/2023					0.0095			
8/23/2023				<0.002		0.0062		
8/25/2023							0.0081	
1/30/2024							0.0036 (J)	
2/2/2024	<0.002	0.00086 (J)						
2/5/2024			0.0011 (J)	<0.002				<0.002
2/8/2024					0.0015 (J)	0.0024 (J)		
8/19/2024	0.0012 (J)	0.0016 (J)						
8/20/2024			0.0076					0.0045 (J)
8/21/2024					0.009		0.0073	
8/22/2024				<0.002		0.0046 (J)		
2/6/2025			<0.002					
2/7/2025	<0.002	<0.002						
2/10/2025				<0.002				0.0013 (J)
2/11/2025						<0.002	<0.005	
2/13/2025					<0.002			
8/5/2025	<0.002							
8/6/2025		<0.002						
8/7/2025			<0.002		<0.002			<0.002
8/11/2025				<0.002		<0.002	0.0022	
2/2/2026							0.0016 (J)	
2/4/2026	<0.002			<0.002				0.0013 (J)
2/5/2026		<0.002	0.0011 (J)					
2/6/2026						0.001 (J)		
2/10/2026					0.0007 (J)			
Mean	0.001672	0.001559	0.00199	0.001657	0.002738	0.003	0.004357	0.002459
Std. Dev.	0.0005851	0.0006388	0.001317	0.0005562	0.002225	0.002345	0.002585	0.0009523
Upper Lim.	0.002	0.002	0.002	0.002	0.003173	0.003487	0.005152	0.00263
Lower Lim.	0.0014	0.00082	0.0015	0.0015	0.001651	0.001765	0.003034	0.001777

ND substitution: RL or RL/2 if <15% NDs.

Confidence Interval

Constituent: Arsenic (mg/L) Analysis Run 4/14/2026 1:45 PM View: Appendix IV Confidence Intervals

Plant Bowen Client: Southern Company Data: Bowen AP-1

	BGWC-30	BGWC-31	BGWC-32	BGWC-34D	BGWC-35D	BGWC-36D	BGWC-38D	BGWC-40
1/23/2017	<0.002							
2/7/2017	<0.002							
3/27/2017	0.0019 (J)							
4/17/2017	0.0017 (J)							
5/22/2017	0.0034 (J)							
6/5/2017	0.0039 (J)							
7/11/2017	0.0016 (J)							
8/23/2017	0.001 (J)							
3/26/2018	0.0015 (J)							
6/15/2018	0.00089 (J)							
10/17/2018						0.00082 (J)		
10/18/2018		0.0034 (J)						
10/19/2018				0.013				
10/22/2018	0.00064 (J)		0.00076 (J)		0.0019 (J)			
1/14/2019				0.017				
3/1/2019	<0.002							
3/4/2019				0.02				
4/2/2019	0.00024 (J)					0.00039 (J)		
4/4/2019		0.0036 (J)		0.015	0.0018 (J)			
4/5/2019			0.00093 (J)					
9/24/2019		0.0055		0.016				
9/26/2019			0.0018 (J)		0.0035 (J)			
9/27/2019	0.00042 (J)					0.00064 (J)		
2/25/2020					0.0013 (J)			
2/26/2020	0.00053 (J)	0.0037 (J)				<0.002		
2/27/2020			0.00081 (J)	0.017			0.0021 (J)	
2/28/2020								0.00062 (J)
3/23/2020	<0.002	0.0054				<0.002		
3/24/2020			0.0017 (J)	0.02			0.0054	
3/25/2020					0.00046 (J)			0.00051 (J)
9/2/2020							0.0012 (J)	
9/25/2020	<0.002		0.00093 (J)		0.0021 (J)			
9/28/2020		0.0044 (J)		0.018		<0.002		
9/29/2020								<0.002
2/19/2021				0.015				
2/22/2021		0.0049 (J)			0.0034 (J)			0.0024 (J)
2/23/2021			0.0032 (J)					
3/8/2021	<0.002					0.00096 (J)		
3/9/2021							0.0021 (J)	
3/25/2021	0.0015 (J)					0.0021 (J)		
3/26/2021					0.002 (J)			
3/29/2021		0.0038 (J)					0.0019 (J)	
3/30/2021			<0.002	0.016				<0.002
8/19/2021	<0.002						<0.002	
8/20/2021		0.0054			0.0021 (J)			
8/23/2021						0.0018 (J)		
8/24/2021				0.017				0.0021 (J)
8/25/2021			0.0029 (J)					
2/14/2022	<0.002					<0.002	0.0036 (J)	
2/16/2022		0.007	0.0041 (J)	0.02				0.0032 (J)
2/17/2022					0.0065			
7/28/2022		0.0051		0.015	<0.005			<0.002

ND substitution: RL or RL/2 if <15% NDs.

Confidence Interval

Constituent: Arsenic (mg/L) Analysis Run 4/14/2026 1:45 PM View: Appendix IV Confidence Intervals

Plant Bowen Client: Southern Company Data: Bowen AP-1

	BGWC-30	BGWC-31	BGWC-32	BGWC-34D	BGWC-35D	BGWC-36D	BGWC-38D	BGWC-40
7/29/2022			<0.002			<0.002		
8/1/2022	0.0034 (J)							
8/2/2022							0.0025 (J)	
1/27/2023		0.0035 (J)						
1/30/2023				0.014	0.005 (J)			
1/31/2023			0.004 (J)					0.0022 (J)
2/1/2023	0.0024 (J)					0.0032 (J)		
2/7/2023							<0.002	
8/18/2023		0.0054	0.0039 (J)	0.016				<0.002
8/21/2023	<0.002					0.0062	0.0051	
8/24/2023					0.016			
1/30/2024						0.0017 (J)		
2/2/2024		0.0023 (J)						
2/5/2024				0.013				
2/6/2024	0.001 (J)						0.0016 (J)	
2/7/2024					0.0073			0.00094 (J)
2/8/2024			0.0017 (J)					
8/19/2024		0.0041 (J)						
8/20/2024				0.015		0.0042 (J)		0.0038 (J)
8/21/2024			0.0073					
8/22/2024	0.0033 (J)				0.011		0.0056	
2/5/2025						<0.002		
2/6/2025		0.003 (J)		0.015				
2/10/2025	<0.002							<0.002
2/11/2025					0.0038 (J)		<0.002	
2/12/2025			<0.002					
8/5/2025	<0.002							
8/6/2025							<0.002	
8/7/2025				0.014		<0.002		
8/8/2025		0.0029						<0.002
8/11/2025					0.003			
8/12/2025			<0.002					
2/4/2026				0.016				
2/5/2026		0.0034				0.00066 (J)		0.00051 (J)
2/6/2026			0.0011 (J)		0.0065 (J)			
2/9/2026	<0.002						0.0011 (J)	
Mean	0.001839	0.004267	0.002396	0.0161	0.004453	0.002037	0.00268	0.001885
Std. Dev.	0.0008909	0.001198	0.001642	0.002125	0.003895	0.001388	0.001503	0.000932
Upper Lim.	0.001726	0.004992	0.002836	0.01731	0.006002	0.0022	0.003075	0.002067
Lower Lim.	0.000843	0.003542	0.001094	0.01489	0.002129	0.0007828	0.001429	0.00062

ND substitution: RL or RL/2 if <15% NDs.

Confidence Interval

Constituent: Arsenic (mg/L) Analysis Run 4/14/2026 1:45 PM View: Appendix IV Confidence Intervals

Plant Bowen Client: Southern Company Data: Bowen AP-1

	BGWC-43D	BGWC-49D	BGWC-50D	BGWC-51	BGWC-52	BGWC-53D	PZ-7
9/3/2020	0.00099 (J)						
1/28/2021				0.0012 (J)	0.00099 (J)		
2/23/2021				0.0048 (J)	0.0028 (J)		
3/8/2021	0.0013 (J)						
3/29/2021	0.001 (J)						
3/30/2021				0.0065 (J)	0.001 (J)		
4/19/2021		0.0023 (J)	0.0032 (J)				
8/18/2021			0.0018 (J)				
8/23/2021	0.0022 (J)			0.0033 (J)	0.002 (J)		
8/24/2021		0.003 (J)					
2/9/2022			0.0023 (J)				
2/14/2022				<0.002	<0.002		
2/15/2022	0.0048 (J)						
2/17/2022		0.0057					
4/28/2022							<0.002
7/26/2022			0.0035 (J)				
7/28/2022					<0.002		
8/1/2022	0.0045 (J)	0.0076		<0.002			
8/2/2022							0.0034 (J)
1/25/2023			<0.005				
1/31/2023				<0.002	<0.002		
2/1/2023		0.0073					
2/2/2023							0.0037 (J)
2/7/2023	<0.002						
8/15/2023			<0.005				
8/21/2023				0.0057			
8/22/2023		0.0097			0.005		
8/23/2023	0.0087						
1/30/2024	0.0034 (J)						
1/31/2024			0.0019 (J)				
2/5/2024				<0.002	<0.002		
2/6/2024		0.0022 (J)					
8/16/2024			0.003 (J)				
8/20/2024				0.0033 (J)	<0.002		
8/21/2024	0.0072	0.0075					
8/22/2024							0.0058
12/3/2024						0.0071	
2/5/2025			0.003 (J)				
2/6/2025				<0.002			
2/7/2025					<0.002		<0.002
2/10/2025		<0.002					
2/11/2025	<0.002						
2/12/2025						<0.005	
7/31/2025			0.0027				
8/6/2025		<0.002					
8/7/2025	<0.002						
8/8/2025						0.0015 (J)	
8/11/2025					<0.002		<0.002
8/13/2025				<0.002			
2/3/2026			0.0028				
2/4/2026						0.0026	0.00084 (J)
2/5/2026				<0.002	0.00044 (J)		

ND substitution: RL or RL/2 if <15% NDs.

Confidence Interval

Constituent: Arsenic (mg/L) Analysis Run 4/14/2026 1:45 PM View: Appendix IV Confidence Intervals

Plant Bowen Client: Southern Company Data: Bowen AP-1

	BGWC-43D	BGWC-49D	BGWC-50D	BGWC-51	BGWC-52	BGWC-53D	PZ-7
2/6/2026	0.0039						
2/9/2026		0.0011 (J)					
Mean	0.003384	0.004582	0.003109	0.002985	0.002018	0.00405	0.00282
Std. Dev.	0.002402	0.003022	0.001069	0.001663	0.001084	0.002504	0.001629
Upper Lim.	0.005005	0.006955	0.00308	0.0057	0.0028	0.008394	0.00452
Lower Lim.	0.001346	0.001882	0.002142	0.0012	0.00099	0	0.0001261

Confidence Interval

Constituent: Barium (mg/L) Analysis Run 4/14/2026 1:45 PM View: Appendix IV Confidence Intervals

Plant Bowen Client: Southern Company Data: Bowen AP-1

	BGWC-7	BGWC-8	BGWC-9	BGWC-10	BGWC-12	BGWC-14A	BGWC-16	BGWC-17
6/6/2016			0.034					
6/7/2016		0.0051		0.091	0.027		0.027	0.017
6/8/2016	0.048							
8/10/2016		0.0264						
8/11/2016	0.0428		0.0305				0.0292	0.0152
8/12/2016					0.026			
8/16/2016				0.0667				
10/4/2016		0.0316						
10/5/2016			0.0289					
10/6/2016	0.0404				0.0308			
10/7/2016				0.0631			0.0295	0.0225
12/2/2016		0.026						
12/5/2016			0.0269		0.0258			
12/6/2016	0.0385			0.0659			0.0367	0.0171
2/14/2017		0.0299						
2/15/2017	0.039		0.0299		0.029			
2/16/2017				0.0621			0.0315	0.0187
4/14/2017		0.0275						
4/17/2017			0.0318					
4/18/2017	0.0392			0.0545	0.0294		0.0272	
4/19/2017								0.0183
5/26/2017		0.0328	0.0341					
5/30/2017							0.0316	0.0179
6/2/2017	0.0407			0.0555	0.0354			
7/10/2017		0.0305						
7/11/2017			0.0355					
7/12/2017				0.0572				
7/13/2017					0.0329			
7/14/2017	0.0394						0.029	0.0191
3/26/2018		0.029						
3/27/2018	0.039		0.026	0.051			0.027	0.015
3/28/2018					0.034			
6/12/2018		0.031	0.024				0.029	
6/13/2018	0.038							
6/14/2018				0.053	0.032			0.016
10/16/2018		0.034						
10/17/2018			0.037		0.033			0.015
10/18/2018	0.037			0.053			0.026	
2/25/2019		0.03					0.028	
2/27/2019								0.014
2/28/2019	0.041			0.053	0.033			
4/1/2019		0.025	0.027		0.023			
4/2/2019	0.031			0.045			0.025	0.015
9/24/2019	0.035	0.03	0.035					
9/25/2019				0.047	0.035			
9/26/2019							0.031	0.023
2/19/2020		0.032						
2/20/2020			0.025	0.049			0.026	
2/21/2020	0.03							
2/24/2020					0.033			0.014
3/18/2020		0.028						
3/19/2020	0.031		0.028		0.034		0.027	0.017

Confidence Interval

Constituent: Barium (mg/L) Analysis Run 4/14/2026 1:45 PM View: Appendix IV Confidence Intervals

Plant Bowen Client: Southern Company Data: Bowen AP-1

	BGWC-7	BGWC-8	BGWC-9	BGWC-10	BGWC-12	BGWC-14A	BGWC-16	BGWC-17
3/23/2020				0.042				
5/22/2020						0.036		
6/23/2020						0.029		
7/28/2020						0.049		
9/2/2020						0.04		
9/23/2020		0.029						
9/24/2020			0.031	0.041			0.028	0.022
9/25/2020	0.03				0.038			
10/1/2020						0.039		
11/10/2020						0.037		
12/15/2020						0.042		
1/20/2021						0.042		
2/16/2021		0.028						
2/17/2021			0.03					
2/18/2021	0.031			0.039		0.036	0.028	0.017
2/19/2021					0.043			
3/24/2021		0.027	0.026		0.039	0.032	0.028	0.018
3/30/2021	0.035			0.041				
8/18/2021		0.029	0.025	0.036	0.042	0.04	0.027	
8/19/2021	0.028							0.015
2/9/2022						0.022		
2/10/2022		0.027	0.026					
2/11/2022	0.029			0.044	0.043		0.03	0.015
7/26/2022		0.029	0.029			0.038		
7/27/2022					0.045		0.033	0.015
7/28/2022	0.028			0.042				
1/26/2023	0.029	0.029	0.027		0.052	0.025	0.033	0.015
1/27/2023				0.04				
8/16/2023		0.027			0.049	0.041		
8/17/2023	0.027		0.03	0.039			0.034	0.015
2/1/2024		0.027	0.027	0.038	0.055	0.034	0.032	0.017
2/2/2024	0.023							
8/16/2024	0.02	0.023				0.034		
8/19/2024			0.028		0.045		0.026	0.014
8/20/2024				0.04				
2/5/2025		0.027	0.028		0.06	0.04		
2/6/2025	0.025			0.043			0.029	
2/7/2025								0.016
7/31/2025		0.025						
8/4/2025			0.025		0.048	0.031		
8/5/2025	0.022			0.04			0.022	0.016
2/3/2026		0.026	0.03		0.054			
2/4/2026	0.023			0.042		0.034	0.022	0.015
Mean	0.0331	0.02765	0.02913	0.04945	0.03815	0.03605	0.02871	0.01672
Std. Dev.	0.00715	0.004998	0.003497	0.01196	0.009712	0.00627	0.003303	0.002457
Upper Lim.	0.03638	0.02971	0.03076	0.0533	0.0426	0.03961	0.03023	0.0179
Lower Lim.	0.02983	0.02682	0.02749	0.04371	0.0337	0.03249	0.0272	0.015

Confidence Interval

Constituent: Barium (mg/L) Analysis Run 4/14/2026 1:45 PM View: Appendix IV Confidence Intervals

Plant Bowen Client: Southern Company Data: Bowen AP-1

	BGWC-18	BGWC-19	BGWC-20	BGWC-21	BGWC-22	BGWC-23	BGWC-24	BGWC-25
6/8/2016	0.039	0.036	0.036	0.054	0.092			0.038
6/9/2016						0.11	0.14	
8/12/2016	0.031	0.0412	0.0283					
8/15/2016								0.0321
8/18/2016				0.0479	0.0953	0.0893	0.113	
10/7/2016	0.0427	0.0427						
10/10/2016			0.0288	0.0433	0.0954	0.0839	0.0888	0.0283
12/6/2016	0.0398							
12/7/2016		0.0338	0.0279			0.0912	0.0289	
12/8/2016				0.0474	0.0991			0.0294
2/16/2017	0.0309	0.0407						
2/17/2017			0.0316	0.0483	0.0927			
2/20/2017						0.0813	0.0999	0.0275
4/19/2017	0.0325	0.042	0.0367	0.0486		0.087	0.114	
4/20/2017					0.086			0.0279
6/1/2017	0.0331	0.0341	0.0361	0.0468				0.0313
6/5/2017					0.0875	0.084	0.135	
7/14/2017	0.0349	0.0405						
7/17/2017						0.0809	0.134	0.0251
7/18/2017			0.0346	0.0494				
7/19/2017					0.0877			
3/27/2018	0.027	0.029						
3/28/2018			0.03	0.043				0.018
3/29/2018					0.088	0.085	0.08	
6/13/2018			0.031			0.091	0.1	
6/14/2018	0.032			0.042	0.093			0.019
6/15/2018		0.032						
10/18/2018	0.033							
10/19/2018		0.037		0.038				
10/22/2018			0.03		0.088	0.087	0.1	0.018
2/27/2019	0.027		0.032					
3/1/2019		0.028			0.087	0.097	0.12	0.021
4/2/2019	0.028							
4/3/2019		0.033	0.029	0.033	0.082	0.087	0.095	
4/4/2019								0.016
9/26/2019	0.042	0.049	0.032					
9/27/2019					0.095	0.11		
9/30/2019				0.036			0.098	0.016
2/24/2020	0.028	0.024	0.033					
2/25/2020					0.062	0.12		
2/26/2020				0.024			0.1	0.015
3/20/2020	0.031	0.034		0.03	0.075			
3/23/2020			0.032			0.11		
3/24/2020								0.015
3/25/2020							0.096	
9/24/2020	0.031			0.031	0.093	0.12		
9/25/2020							0.088	
9/28/2020		0.03	0.032					0.016
2/18/2021	0.034	0.026	0.039					
2/19/2021				0.03	0.086	0.12	0.081	
2/23/2021								0.019
3/24/2021	0.031							

Confidence Interval

Constituent: Barium (mg/L) Analysis Run 4/14/2026 1:45 PM View: Appendix IV Confidence Intervals

Plant Bowen Client: Southern Company Data: Bowen AP-1

	BGWC-18	BGWC-19	BGWC-20	BGWC-21	BGWC-22	BGWC-23	BGWC-24	BGWC-25
3/26/2021		0.028				0.12	0.075	0.018
3/29/2021			0.033	0.025	0.079			
8/19/2021	0.029							0.019
8/20/2021		0.035	0.034	0.024				
8/23/2021					0.073	0.11	0.077	
2/14/2022						0.11		
2/15/2022					0.074		0.077	
2/16/2022	0.032	0.036	0.035	0.028				0.019
7/27/2022	0.029	0.039	0.032					0.016
7/28/2022				0.025				
8/1/2022						0.099		
8/2/2022					0.074		0.022	
10/21/2022							0.057	
1/26/2023	0.034							
1/27/2023		0.023		0.021				0.015
1/30/2023			0.036					
2/1/2023							0.052	
2/2/2023						0.088		
2/7/2023					0.058			
8/17/2023	0.033							0.013
8/18/2023		0.034	0.035					
8/22/2023					0.068			
8/23/2023				0.036		0.06		
8/25/2023							0.045	
1/30/2024							0.042	
2/2/2024	0.027	0.028						
2/5/2024			0.034	0.027				0.016
2/8/2024					0.05	0.059		
8/19/2024	0.032	0.039						
8/20/2024			0.032					0.017
8/21/2024					0.055		0.035	
8/22/2024				0.022		0.063		
2/6/2025			0.037					
2/7/2025	0.034	0.037						
2/10/2025				0.02				0.015
2/11/2025						0.053	0.041	
2/13/2025					0.046			
8/5/2025	0.032							
8/6/2025		0.041						
8/7/2025			0.031		0.051			0.012
8/11/2025				0.018		0.044	0.037	
2/2/2026							0.041	
2/4/2026	0.032			0.019				0.014
2/5/2026		0.033	0.036					
2/6/2026						0.048		
2/10/2026					0.049			
Mean	0.03248	0.03469	0.03293	0.0342	0.07799	0.08926	0.08042	0.02023
Std. Dev.	0.004105	0.006141	0.002869	0.0111	0.01641	0.02224	0.03365	0.006691
Upper Lim.	0.03422	0.0375	0.03425	0.03939	0.08625	0.09945	0.09555	0.02217
Lower Lim.	0.03055	0.03188	0.03162	0.02902	0.07243	0.07908	0.06529	0.01681

Confidence Interval

Constituent: Barium (mg/L) Analysis Run 4/14/2026 1:45 PM View: Appendix IV Confidence Intervals

Plant Bowen Client: Southern Company Data: Bowen AP-1

	BGWC-30	BGWC-31	BGWC-32	BGWC-34D	BGWC-35D	BGWC-36D	BGWC-38D	BGWC-40
1/23/2017	0.237							
2/7/2017	0.191							
3/27/2017	0.197							
4/17/2017	0.192							
5/22/2017	0.197							
6/5/2017	0.201							
7/11/2017	0.179							
8/23/2017	0.15							
3/26/2018	0.1							
6/15/2018	0.087							
10/17/2018						0.11		
10/18/2018		0.055						
10/19/2018				0.038				
10/22/2018	0.1		0.096		0.065			
3/1/2019	0.078							
4/2/2019	0.075					0.074		
4/4/2019		0.032		0.031	0.071			
4/5/2019			0.085					
9/24/2019		0.038		0.036				
9/26/2019			0.12		0.085			
9/27/2019	0.08					0.084		
2/25/2020					0.099			
2/26/2020	0.062	0.033				0.064		
2/27/2020			0.092	0.036			0.24	
2/28/2020								0.045
3/23/2020	0.075	0.038				0.062		
3/24/2020			0.094	0.043			0.17	
3/25/2020					0.12			0.048
9/2/2020							0.19	
9/25/2020	0.07		0.14		0.11			
9/28/2020		0.038		0.042		0.067		
9/29/2020								0.047
2/19/2021				0.053				
2/22/2021		0.041			0.091			0.061
2/23/2021			0.13					
3/8/2021	0.074					0.073		
3/9/2021							0.096	
3/25/2021	0.06					0.073		
3/26/2021					0.07			
3/29/2021		0.039					0.082	
3/30/2021			0.13	0.048				0.06
8/19/2021	0.094						0.14	
8/20/2021		0.041			0.069			
8/23/2021						0.066		
8/24/2021				0.048				0.053
8/25/2021			0.099					
2/14/2022	0.072					0.064	0.15	
2/16/2022		0.042	0.096	0.052				0.055
2/17/2022					0.071			
7/28/2022		0.039		0.051	0.06			0.047
7/29/2022			0.09			0.062		
8/1/2022	0.061							

Confidence Interval

Constituent: Barium (mg/L) Analysis Run 4/14/2026 1:45 PM View: Appendix IV Confidence Intervals

Plant Bowen Client: Southern Company Data: Bowen AP-1

	BGWC-30	BGWC-31	BGWC-32	BGWC-34D	BGWC-35D	BGWC-36D	BGWC-38D	BGWC-40
8/2/2022							0.12	
1/27/2023		0.042						
1/30/2023				0.055	0.059			
1/31/2023			0.1					0.047
2/1/2023	0.062					0.058		
2/7/2023							0.11	
8/18/2023		0.041	0.079	0.052				0.038
8/21/2023	0.051					0.06	0.1	
8/24/2023					0.056			
1/30/2024						0.06		
2/2/2024		0.044						
2/5/2024				0.057				
2/6/2024	0.055						0.16	
2/7/2024					0.05			0.039
2/8/2024			0.086					
8/19/2024		0.035						
8/20/2024				0.056		0.054		0.034
8/21/2024			0.083					
8/22/2024	0.043				0.053		0.088	
2/5/2025						0.063		
2/6/2025		0.044		0.06				
2/10/2025	0.042							0.035
2/11/2025					0.053		0.085	
2/12/2025			0.085					
8/5/2025	0.061							
8/6/2025							0.1	
8/7/2025				0.052		0.053		
8/8/2025		0.039						0.033
8/11/2025					0.051			
8/12/2025			0.083					
2/4/2026				0.057				
2/5/2026		0.041				0.059		0.034
2/6/2026			0.092		0.05			
2/9/2026	0.047						0.089	
Mean	0.1032	0.04011	0.09889	0.04817	0.07128	0.067	0.128	0.04507
Std. Dev.	0.05948	0.004981	0.01837	0.008535	0.02137	0.01318	0.04619	0.0094
Upper Lim.	0.15	0.04296	0.12	0.05333	0.08214	0.073	0.1555	0.05144
Lower Lim.	0.061	0.03709	0.085	0.043	0.05816	0.059	0.09697	0.0387

Confidence Interval

Constituent: Barium (mg/L) Analysis Run 4/14/2026 1:45 PM View: Appendix IV Confidence Intervals

Plant Bowen Client: Southern Company Data: Bowen AP-1

	BGWC-43D	BGWC-49D	BGWC-50D	BGWC-51	BGWC-52	BGWC-53D	PZ-7
9/3/2020	0.083						
1/28/2021				0.061	0.076		
2/23/2021				0.054	0.095		
3/8/2021	0.068						
3/29/2021	0.065						
3/30/2021				0.051	0.084		
4/19/2021		0.077	0.033				
8/18/2021			0.028				
8/23/2021	0.07			0.044	0.063		
8/24/2021		0.094					
2/9/2022			0.049				
2/14/2022				0.011	0.029		
2/15/2022	0.076						
2/17/2022		0.077					
4/28/2022							0.021
7/26/2022			0.051				
7/28/2022					0.021		
8/1/2022	0.066	0.062		0.0081			
8/2/2022							0.026
1/25/2023			0.067				
1/31/2023				0.011	0.032		
2/1/2023		0.055					
2/2/2023							0.022
2/7/2023	0.059						
8/15/2023			0.062				
8/21/2023				0.0094			
8/22/2023		0.074			0.029		
8/23/2023	0.062						
1/30/2024	0.072						
1/31/2024			0.055				
2/5/2024				0.0058	0.019		
2/6/2024		0.057					
8/16/2024			0.031				
8/20/2024				0.0057	0.019		
8/21/2024	0.056	0.069					
8/22/2024							0.033
12/3/2024						0.069	
2/5/2025			0.047				
2/6/2025				0.0055			
2/7/2025					0.019		0.025
2/10/2025		0.062					
2/11/2025	0.057						
2/12/2025						0.061	
7/31/2025			0.031				
8/6/2025		0.06					
8/7/2025	0.049						
8/8/2025						0.048	
8/11/2025					0.018		0.028
8/13/2025				0.0079			
2/3/2026			0.033				
2/4/2026						0.052	0.022
2/5/2026				0.0054	0.024		

Confidence Interval

Constituent: Barium (mg/L) Analysis Run 4/14/2026 1:45 PM View: Appendix IV Confidence Intervals

Plant Bowen Client: Southern Company Data: Bowen AP-1

	BGWC-43D	BGWC-49D	BGWC-50D	BGWC-51	BGWC-52	BGWC-53D	PZ-7
2/6/2026	0.053						
2/9/2026		0.074					
Mean	0.06431	0.06918	0.04427	0.02152	0.04062	0.0575	0.02529
Std. Dev.	0.00963	0.0115	0.01376	0.02186	0.02815	0.009399	0.004231
Upper Lim.	0.07147	0.07876	0.05574	0.054	0.084	0.07884	0.03031
Lower Lim.	0.05715	0.0596	0.03281	0.0055	0.019	0.03616	0.02026

Confidence Interval

Constituent: Beryllium (mg/L) Analysis Run 4/14/2026 1:45 PM View: Appendix IV Confidence Intervals

Plant Bowen Client: Southern Company Data: Bowen AP-1

	BGWC-12	BGWC-16	BGWC-17	BGWC-18	BGWC-19	BGWC-22	BGWC-23	BGWC-24
6/7/2016	<0.0004	<0.0004	<0.0004					
6/8/2016				<0.0004	<0.0004	<0.0004		
6/9/2016							<0.0004	<0.0004
8/11/2016		<0.0004	<0.0004					
8/12/2016	<0.0004			<0.0004	<0.0004			
8/18/2016						<0.0004	<0.0004	<0.0004
10/6/2016	<0.0004							
10/7/2016		<0.0004	<0.0004	<0.0004	<0.0004			
10/10/2016						<0.0004	<0.0004	<0.0004
12/5/2016	<0.0004							
12/6/2016		<0.0004	<0.0004	<0.0004				
12/7/2016					<0.0004		<0.0004	<0.0004
12/8/2016						<0.0004		
2/15/2017	<0.0004							
2/16/2017		<0.0004	<0.0004	<0.0004	<0.0004			
2/17/2017						<0.0004		
2/20/2017							<0.0004	<0.0004
4/18/2017	<0.0004	<0.0004						
4/19/2017			<0.0004	<0.0004	8E-05 (J)		<0.0004	<0.0004
4/20/2017						<0.0004		
5/30/2017		<0.0004	<0.0004					
6/1/2017				9E-05 (J)	7E-05 (J)			
6/2/2017	<0.0004							
6/5/2017						<0.0004	<0.0004	<0.0004
7/13/2017	<0.0004							
7/14/2017		<0.0004	<0.0004	<0.0004	<0.0004			
7/17/2017							<0.0004	<0.0004
7/19/2017						<0.0004		
3/27/2018		<0.0004	<0.0004	<0.0004	<0.0004			
3/28/2018	<0.0004							
3/29/2018						<0.0004	<0.0004	<0.0004
2/25/2019		8.7E-05 (J)						
2/27/2019			<0.0004	0.00011 (J)				
2/28/2019	7.6E-05 (J)							
3/1/2019					<0.0004	0.00012 (J)	<0.0004	<0.0004
4/1/2019	<0.0004							
4/2/2019		6.3E-05 (J)	<0.0004	5.2E-05 (J)				
4/3/2019					<0.0004	6.7E-05 (J)	<0.0004	<0.0004
9/25/2019	<0.0004							
9/26/2019		8E-05 (J)	<0.0004	<0.0004	<0.0004			
9/27/2019						9.9E-05 (J)	<0.0004	
9/30/2019								9.3E-05 (J)
2/20/2020		0.00012 (J)						
2/24/2020	<0.0004		<0.0004	<0.0004	<0.0004			
2/25/2020						9.3E-05 (J)	<0.0004	
2/26/2020								0.0001 (J)
3/19/2020	<0.0004	0.00012 (J)	<0.0004					
3/20/2020				7.6E-05 (J)	<0.0004	8.8E-05 (J)		
3/23/2020							<0.0004	
3/25/2020								0.0001 (J)
9/24/2020		0.00011 (J)	5.4E-05 (J)	<0.0004		0.00012 (J)	5.4E-05 (J)	
9/25/2020	<0.0004							0.00013 (J)

ND substitution: RL or RL/2 if <15% NDs.

Confidence Interval

Constituent: Beryllium (mg/L) Analysis Run 4/14/2026 1:45 PM View: Appendix IV Confidence Intervals

Plant Bowen Client: Southern Company Data: Bowen AP-1

	BGWC-12	BGWC-16	BGWC-17	BGWC-18	BGWC-19	BGWC-22	BGWC-23	BGWC-24
9/28/2020					8.8E-05 (J)			
2/18/2021		0.00013 (J)	6.5E-05 (J)	6.8E-05 (J)	5.2E-05 (J)			
2/19/2021	4.6E-05 (J)					0.00013 (J)	<0.0004	0.00018 (J)
3/24/2021	<0.0004	0.00014 (J)	<0.0004	6.1E-05 (J)				
3/26/2021					5.5E-05 (J)		<0.0004	<0.0004
3/29/2021						0.00011 (J)		
8/18/2021	<0.0004	0.00013 (J)						
8/19/2021			6.1E-05 (J)	<0.0004				
8/20/2021					8.7E-05 (J)			
8/23/2021						0.00011 (J)	<0.0004	0.00017 (J)
2/11/2022	<0.0004	0.00013 (J)	<0.0004					
2/14/2022							<0.0004	
2/15/2022						0.00012 (J)		0.00027 (J)
2/16/2022				6.3E-05 (J)	0.0001 (J)			
7/27/2022	<0.0004	0.00017 (J)	5.8E-05 (J)	<0.0004	6.1E-05 (J)			
8/1/2022							<0.0004	
8/2/2022						0.00012 (J)		<0.0004
10/21/2022								0.00022 (J)
1/26/2023	<0.0004	0.00015 (J)	<0.0004	0.0001 (J)				
1/27/2023					<0.0004			
2/1/2023								0.00031 (J)
2/2/2023							<0.0004	
2/7/2023						0.00013 (J)		
8/16/2023	<0.0004							
8/17/2023		0.00017 (J)	5.7E-05 (J)	<0.0004				
8/18/2023					<0.0004			
8/22/2023						0.00014 (J)		
8/23/2023							<0.0004	
8/25/2023								0.00024 (J)
1/30/2024								0.00028 (J)
2/1/2024	<0.0004	0.00022 (J)	<0.0004					
2/2/2024				<0.0004	<0.0004			
2/8/2024						0.00013 (J)	<0.0004	
8/19/2024	<0.0004	0.00023 (J)	<0.0004	<0.0004	<0.0004			
8/21/2024						0.00014 (J)		0.00024 (J)
8/22/2024							<0.0004	
2/5/2025	<0.0004							
2/6/2025		0.00034 (J)						
2/7/2025			<0.0004	<0.0004	<0.0004			
2/11/2025							<0.0004	0.00027 (J)
2/13/2025						<0.0004		
8/4/2025	<0.0004							
8/5/2025		0.00024 (J)	<0.0004	<0.0004				
8/6/2025					<0.0004			
8/7/2025						<0.0004		
8/11/2025							<0.0004	0.00029 (J)
2/2/2026								0.00027 (J)
2/3/2026	<0.0004							
2/4/2026		0.00036 (J)	<0.0004	<0.0004				
2/5/2026					<0.0004			
2/6/2026							<0.0004	
2/10/2026						<0.0004		

ND substitution: RL or RL/2 if <15% NDs.

Confidence Interval

Constituent: Beryllium (mg/L) Analysis Run 4/14/2026 1:45 PM View: Appendix IV Confidence Intervals

Plant Bowen Client: Southern Company Data: Bowen AP-1

	BGWC-12	BGWC-16	BGWC-17	BGWC-18	BGWC-19	BGWC-22	BGWC-23	BGWC-24
Mean	0.0003749	0.0002441	0.0003369	0.0003044	0.0003034	0.0002414	0.0003872	0.0002987
Std. Dev.	9.057E-05	0.0001308	0.000135	0.0001504	0.0001519	0.0001454	6.659E-05	0.0001105
Upper Lim.	0.0004	0.0004	0.0004	0.0004	0.0004	0.0004	0.0004	0.0004
Lower Lim.	7.6E-05	0.00013	6.5E-05	0.0001	8.8E-05	0.00012	5.4E-05	0.00024

Confidence Interval

Constituent: Beryllium (mg/L) Analysis Run 4/14/2026 1:45 PM View: Appendix IV Confidence Intervals

Plant Bowen Client: Southern Company Data: Bowen AP-1

	BGWC-36D	BGWC-38D	BGWC-51	BGWC-52	PZ-7
4/2/2019	7E-05 (J)				
9/27/2019	<0.0004				
2/26/2020	<0.0004				
2/27/2020		8.8E-05 (J)			
3/23/2020	<0.0004				
3/24/2020		<0.0004			
9/2/2020		6E-05 (J)			
9/28/2020	<0.0004				
1/28/2021			8.3E-05 (J)	<0.0004	
2/23/2021			0.00011 (J)	<0.0004	
3/8/2021	<0.0004				
3/9/2021		<0.0004			
3/25/2021	<0.0004				
3/29/2021		<0.0004			
3/30/2021			0.00021 (J)	5.2E-05 (J)	
8/19/2021		5.9E-05 (J)			
8/23/2021	<0.0004		0.00013 (J)	<0.0004	
2/14/2022	<0.0004	<0.0004	7E-05 (J)	<0.0004	
4/28/2022					6.4E-05 (J)
7/28/2022				<0.0004	
7/29/2022	<0.0004				
8/1/2022			<0.0004		
8/2/2022		5.4E-05 (J)			6.9E-05 (J)
1/31/2023			7.2E-05 (J)	<0.0004	
2/1/2023	<0.0004				
2/2/2023					7.2E-05 (J)
2/7/2023		8.7E-05 (J)			
8/21/2023	<0.0004	<0.0004	<0.0004		
8/22/2023				<0.0004	
1/30/2024	<0.0004				
2/5/2024			<0.0004	<0.0004	
2/6/2024		<0.0004			
8/20/2024	<0.0004		<0.0004	<0.0004	
8/22/2024		<0.0004			<0.0004
2/5/2025	<0.0004				
2/6/2025			<0.0004		
2/7/2025				<0.0004	<0.0004
2/11/2025		<0.0004			
8/6/2025		<0.0004			
8/7/2025	<0.0004				
8/11/2025				<0.0004	<0.0004
8/13/2025			<0.0004		
2/4/2026					<0.0004
2/5/2026	<0.0004		<0.0004	<0.0004	
2/9/2026		<0.0004			
Mean	0.0003806	0.0002899	0.0002673	0.0003732	0.0002579
Std. Dev.	8.004E-05	0.0001615	0.0001531	9.652E-05	0.0001773
Upper Lim.	0.0004	0.0004	0.0004	0.0004	0.0004
Lower Lim.	7E-05	6E-05	7.2E-05	5.2E-05	6.4E-05

ND substitution: RL or RL/2 if <15% NDs.

Confidence Interval

Constituent: Cadmium (mg/L) Analysis Run 4/14/2026 1:45 PM View: Appendix IV Confidence Intervals

Plant Bowen Client: Southern Company Data: Bowen AP-1

	BGWC-14A	BGWC-16	BGWC-17	BGWC-18	BGWC-19	BGWC-20	BGWC-22	BGWC-23
6/7/2016		0.0011 (J)	<0.0005					
6/8/2016				0.00063 (J)	<0.0005	<0.0005	<0.0005	
6/9/2016								<0.0005
8/11/2016		0.0011	0.0001 (J)					
8/12/2016				0.0004 (J)	<0.0005	<0.0005		
8/18/2016							<0.0005	<0.0005
10/7/2016		0.0012	0.0002 (J)	0.0008 (J)	0.0001 (J)			
10/10/2016						<0.0005	<0.0005	<0.0005
12/6/2016		0.0012	0.0001 (J)	0.0006 (J)				
12/7/2016					<0.0005	<0.0005		<0.0005
12/8/2016							0.0002 (J)	
2/16/2017		0.0015	0.0001 (J)	0.0002 (J)	<0.0005			
2/17/2017						8E-05 (J)	<0.0005	
2/20/2017								<0.0005
4/18/2017		0.0012						
4/19/2017			0.0001 (J)	9E-05 (J)	<0.0005	<0.0005		<0.0005
4/20/2017							<0.0005	
5/30/2017		0.0011	0.0002 (J)					
6/1/2017				0.0003 (J)	0.0001 (J)	<0.0005		
6/5/2017							<0.0005	<0.0005
7/14/2017		0.0012	0.0002 (J)	0.0002 (J)	<0.0005			
7/17/2017								<0.0005
7/18/2017						<0.0005		
7/19/2017							<0.0005	
3/27/2018		0.0013	<0.0005	<0.0005	<0.0005			
3/28/2018						<0.0005		
3/29/2018							<0.0005	<0.0005
6/12/2018		0.0011						
6/13/2018						<0.0005		<0.0005
6/14/2018			0.00015 (J)	<0.0005			<0.0005	
6/15/2018					<0.0005			
10/17/2018			<0.0005					
10/18/2018		0.0012		0.00032 (J)				
10/19/2018					<0.0005			
10/22/2018						<0.0005	<0.0005	<0.0005
2/25/2019		0.0016						
2/27/2019			<0.0005	<0.0005		<0.0005		
3/1/2019					<0.0005		0.00013 (J)	0.00019 (J)
4/2/2019		0.0014	<0.0005	7.3E-05 (J)				
4/3/2019					<0.0005	<0.0005	<0.0005	<0.0005
9/26/2019		0.0017 (J)	0.00015 (J)	<0.0005	0.0002 (J)	<0.0005		
9/27/2019							<0.0005	<0.0005
2/20/2020		0.0019 (J)						
2/24/2020			<0.0005	0.00024 (J)	<0.0005	<0.0005		
2/25/2020							<0.0005	<0.0005
3/19/2020		0.0017 (J)	<0.0005					
3/20/2020				<0.0005	<0.0005		<0.0005	
3/23/2020						<0.0005		<0.0005
5/22/2020	<0.0005							
6/23/2020	<0.0005							
7/28/2020	<0.0005							
9/2/2020	0.00014 (J)							

ND substitution: RL or RL/2 if <15% NDs.

Confidence Interval

Constituent: Cadmium (mg/L) Analysis Run 4/14/2026 1:45 PM View: Appendix IV Confidence Intervals

Plant Bowen Client: Southern Company Data: Bowen AP-1

	BGWC-14A	BGWC-16	BGWC-17	BGWC-18	BGWC-19	BGWC-20	BGWC-22	BGWC-23
9/24/2020		0.0018 (J)	0.00024 (J)	<0.0005			0.00033 (J)	<0.0005
9/28/2020					<0.0005	<0.0005		
10/1/2020	0.00019 (J)							
11/10/2020	0.00019 (J)							
12/15/2020	0.00017 (J)							
1/20/2021	<0.0005							
2/18/2021	<0.0005	0.0018	<0.0005	<0.0005	<0.0005	<0.0005		
2/19/2021							0.00038 (J)	<0.0005
3/24/2021	0.00016 (J)	0.0018	<0.0005	<0.0005				
3/26/2021					<0.0005			<0.0005
3/29/2021						<0.0005	<0.0005	
8/18/2021	0.00021 (J)	0.0018						
8/19/2021			0.00017 (J)	<0.0005				
8/20/2021					<0.0005	<0.0005		
8/23/2021							0.00019 (J)	<0.0005
2/9/2022	0.00021 (J)							
2/11/2022		0.0019	0.00016 (J)					
2/14/2022								<0.0005
2/15/2022							0.0002 (J)	
2/16/2022				<0.0005	<0.0005	<0.0005		
7/26/2022	0.0004 (J)							
7/27/2022		0.0024	0.00029 (J)	<0.0005	<0.0005	<0.0005		
8/1/2022								<0.0005
8/2/2022							0.00012 (J)	
1/26/2023	<0.0005	0.0021	<0.0005	<0.0005				
1/27/2023					<0.0005			
1/30/2023						<0.0005		
2/2/2023								<0.0005
2/7/2023							0.001	
8/16/2023	0.00057							
8/17/2023		0.002	0.00028 (J)	<0.0005				
8/18/2023					<0.0005	<0.0005		
8/22/2023							0.00091	
8/23/2023								<0.0005
2/1/2024	0.0005	0.0024	0.00023 (J)					
2/2/2024				<0.0005	<0.0005			
2/5/2024						<0.0005		
2/8/2024							0.0014	<0.0005
8/16/2024	0.00078							
8/19/2024		0.0022	0.00031 (J)	<0.0005	<0.0005			
8/20/2024						<0.0005		
8/21/2024							0.0009	
8/22/2024								<0.0005
2/5/2025	0.00073							
2/6/2025		0.0035				<0.0005		
2/7/2025			0.00019 (J)	<0.0005	<0.0005			
2/11/2025								<0.0005
2/13/2025							0.0013	
8/4/2025	0.0005							
8/5/2025		0.0021	<0.0005	<0.0005				
8/6/2025					<0.0005			
8/7/2025						<0.0005	0.00022 (J)	

ND substitution: RL or RL/2 if <15% NDs.

Confidence Interval

Constituent: Cadmium (mg/L) Analysis Run 4/14/2026 1:45 PM View: Appendix IV Confidence Intervals

Plant Bowen Client: Southern Company Data: Bowen AP-1

	BGWC-14A	BGWC-16	BGWC-17	BGWC-18	BGWC-19	BGWC-20	BGWC-22	BGWC-23
8/11/2025								<0.0005
2/4/2026	0.00084	0.0029	0.00026 (J)	<0.0005				
2/5/2026					<0.0005	<0.0005		
2/6/2026								<0.0005
2/10/2026							0.00027 (J)	
Mean	0.0004295	0.001731	0.0003079	0.0004432	0.0004621	0.0004855	0.000519	0.0004893
Std. Dev.	0.0002148	0.0005795	0.0001617	0.0001585	0.0001147	7.799E-05	0.0003134	5.757E-05
Upper Lim.	0.0004601	0.001947	0.0005	0.0005	0.0005	0.0005	0.0009	0.0005
Lower Lim.	0.0001981	0.001448	0.00017	0.0004	0.0002	8E-05	0.00033	0.00019

ND substitution: RL or RL/2 if <15% NDs.

Confidence Interval

Constituent: Cadmium (mg/L) Analysis Run 4/14/2026 1:45 PM View: Appendix IV Confidence Intervals

Plant Bowen Client: Southern Company Data: Bowen AP-1

	BGWC-24	BGWC-30	BGWC-38D	BGWC-43D	BGWC-51	BGWC-52	PZ-7
6/9/2016	0.00052 (J)						
8/18/2016	0.0009 (J)						
10/10/2016	0.0017						
12/7/2016	0.0004 (J)						
1/23/2017		0.0003 (J)					
2/7/2017		0.0006 (J)					
2/20/2017	0.0028						
3/27/2017		0.0003 (J)					
4/17/2017		0.0002 (J)					
4/19/2017	0.0035						
5/22/2017		0.0003 (J)					
6/5/2017	0.0035	0.0003 (J)					
7/11/2017		0.0005 (J)					
7/17/2017	0.0037						
8/23/2017		0.0004 (J)					
3/26/2018		<0.0005					
3/29/2018	0.0063						
6/13/2018	0.0053						
6/15/2018		0.0002 (J)					
10/22/2018	0.0053	<0.0005					
3/1/2019	0.0058	<0.0005					
4/2/2019		7.9E-05 (J)					
4/3/2019	0.0053						
9/27/2019		<0.0005					
9/30/2019	0.0075						
2/26/2020	0.0064	<0.0005					
2/27/2020			0.00081 (J)				
3/23/2020		<0.0005					
3/24/2020			<0.0005				
3/25/2020	0.0082						
9/2/2020			0.00032 (J)				
9/3/2020				0.0011 (J)			
9/25/2020	0.0081	<0.0005					
1/28/2021					0.00031 (J)	0.00025 (J)	
2/19/2021	0.0068						
2/23/2021					0.00043 (J)	<0.0005	
3/8/2021		<0.0005		0.0003 (J)			
3/9/2021			<0.0005				
3/25/2021		<0.0005					
3/26/2021	0.0062						
3/29/2021			<0.0005	0.00019 (J)			
3/30/2021					0.0007	0.00018 (J)	
8/19/2021		<0.0005	<0.0005				
8/23/2021	0.0039			0.00036 (J)	0.00043 (J)	0.00018 (J)	
2/14/2022		<0.0005	<0.0005		<0.0005	<0.0005	
2/15/2022	0.0042			0.0015			
4/28/2022							<0.0005
7/28/2022						<0.0005	
8/1/2022		<0.0005		0.0011	<0.0005		
8/2/2022	0.00026 (J)		<0.0005				0.00015 (J)
10/21/2022	0.0031						
1/31/2023					<0.0005	<0.0005	

ND substitution: RL or RL/2 if <15% NDs.

Confidence Interval

Constituent: Cadmium (mg/L) Analysis Run 4/14/2026 1:45 PM View: Appendix IV Confidence Intervals

Plant Bowen Client: Southern Company Data: Bowen AP-1

	BGWC-24	BGWC-30	BGWC-38D	BGWC-43D	BGWC-51	BGWC-52	PZ-7
2/1/2023	0.0032	<0.0005					
2/2/2023							<0.0005
2/7/2023			<0.0005	0.00014 (J)			
8/21/2023		<0.0005	<0.0005		<0.0005		
8/22/2023						<0.0005	
8/23/2023				0.00029 (J)			
8/25/2023	0.0033						
1/30/2024	0.0022			0.00034 (J)			
2/5/2024					<0.0005	<0.0005	
2/6/2024		<0.0005	<0.0005				
8/20/2024					<0.0005	<0.0005	
8/21/2024	0.0017			0.00044 (J)			
8/22/2024		<0.0005	0.00016 (J)				0.0002 (J)
2/6/2025					<0.0005		
2/7/2025						<0.0005	<0.0005
2/10/2025		<0.0005					
2/11/2025	0.0017		0.00044 (J)	0.00043 (J)			
8/5/2025		<0.0005					
8/6/2025			<0.0005				
8/7/2025				0.00047 (J)			
8/11/2025	0.0019					<0.0005	0.00014 (J)
8/13/2025					<0.0005		
2/2/2026	0.0022						
2/4/2026							0.00013 (J)
2/5/2026					<0.0005	<0.0005	
2/6/2026				0.00015 (J)			
2/9/2026		<0.0005	0.00012 (J)				
Mean	0.003863	0.0004372	0.0004567	0.0005238	0.00049	0.0004315	0.0003029
Std. Dev.	0.002331	0.0001229	0.0001612	0.0004281	8.396E-05	0.0001311	0.0001857
Upper Lim.	0.004911	0.0005	0.00081	0.0007668	0.0007	0.0005	0.0005
Lower Lim.	0.002815	0.0004	0.00032	0.0002277	0.00043	0.00025	0.00013

ND substitution: RL or RL/2 if <15% NDs.

Confidence Interval

Constituent: Chromium (mg/L) Analysis Run 4/14/2026 1:45 PM View: Appendix IV Confidence Intervals

Plant Bowen Client: Southern Company Data: Bowen AP-1

	BGWC-7	BGWC-8	BGWC-9	BGWC-10	BGWC-12	BGWC-14A	BGWC-16	BGWC-17
6/6/2016			<0.005					
6/7/2016		<0.005		<0.005	<0.005		<0.005	<0.005
6/8/2016	<0.005							
8/10/2016		0.0052 (J)						
8/11/2016	<0.005		<0.005				<0.005	<0.005
8/12/2016					<0.005			
8/16/2016				<0.005				
10/4/2016		0.0015 (J)						
10/5/2016			0.002 (J)					
10/6/2016	<0.005				<0.005			
10/7/2016				<0.005			<0.005	<0.005
12/2/2016		0.0013 (J)						
12/5/2016			<0.005		<0.005			
12/6/2016	<0.005			<0.005			<0.005	<0.005
2/14/2017		<0.005						
2/15/2017	<0.005		<0.005		<0.005			
2/16/2017				<0.005			<0.005	<0.005
4/14/2017		0.0011 (J)						
4/17/2017			<0.005					
4/18/2017	<0.005			<0.005	<0.005		<0.005	
4/19/2017								<0.005
5/26/2017		0.0008 (J)	<0.005					
5/30/2017							<0.005	<0.005
6/2/2017	<0.005			<0.005	0.0003 (J)			
7/10/2017		0.0009 (J)						
7/11/2017			<0.005					
7/12/2017				<0.005				
7/13/2017					<0.005			
7/14/2017	<0.005						<0.005	<0.005
3/26/2018		<0.005						
3/27/2018	<0.005		<0.005	<0.005			<0.005	<0.005
3/28/2018					<0.005			
2/25/2019		<0.005					<0.005	
2/27/2019								<0.005
2/28/2019	<0.005			<0.005	<0.005			
4/1/2019		0.00091 (J)	<0.005		<0.005			
4/2/2019	<0.005			<0.005			<0.005	0.00044 (J)
9/24/2019	0.00055 (J)	0.063	<0.005					
9/25/2019				<0.005	0.00055 (J)			
9/26/2019							<0.005	<0.005
2/19/2020		0.0011 (J)						
2/20/2020			<0.005	<0.005			<0.005	
2/21/2020	<0.005							
2/24/2020					<0.005			<0.005
3/18/2020		0.0014 (J)						
3/19/2020	0.00061 (J)		<0.005		0.0004 (J)		0.00071 (J)	0.00039 (J)
3/23/2020				0.0011 (J)				
5/22/2020						<0.005		
6/23/2020						<0.005		
7/28/2020						<0.005		
9/2/2020						<0.005		
9/23/2020		0.0013 (J)						

ND substitution: RL or RL/2 if <15% NDs.

Confidence Interval

Constituent: Chromium (mg/L) Analysis Run 4/14/2026 1:45 PM View: Appendix IV Confidence Intervals

Plant Bowen Client: Southern Company Data: Bowen AP-1

	BGWC-7	BGWC-8	BGWC-9	BGWC-10	BGWC-12	BGWC-14A	BGWC-16	BGWC-17
9/24/2020			<0.005	<0.005			<0.005	<0.005
9/25/2020	<0.005				0.00058 (J)			
10/1/2020						<0.005		
11/10/2020						<0.005		
12/15/2020						<0.005		
1/20/2021						<0.005		
2/16/2021		0.001 (J)						
2/17/2021			<0.005					
2/18/2021	<0.005			<0.005		0.026	0.0019 (J)	<0.005
2/19/2021					<0.005			
3/24/2021		0.0013 (J)	<0.005		0.00079 (J)	<0.005	<0.005	<0.005
3/30/2021	0.00095 (J)			<0.005				
8/18/2021		0.0012 (J)	<0.005	<0.005	<0.005	<0.005	<0.005	
8/19/2021	<0.005							<0.005
2/9/2022						<0.005		
2/10/2022		0.0014 (J)	<0.005					
2/11/2022	<0.005			<0.005	<0.005		<0.005	<0.005
7/26/2022		<0.005	<0.005			<0.005		
7/27/2022					<0.005		<0.005	<0.005
7/28/2022	<0.005			<0.005				
1/26/2023	<0.005	0.0014 (J)	0.0021 (J)		0.0018 (J)	0.0014 (J)	<0.005	<0.005
1/27/2023				<0.005				
8/16/2023		<0.005			<0.005	<0.005		
8/17/2023	<0.005		<0.005	<0.005			<0.005	<0.005
2/1/2024		<0.005	<0.005	<0.005	<0.005	<0.005	<0.005	<0.005
2/2/2024	<0.005							
8/16/2024	<0.005	<0.005				<0.005		
8/19/2024			<0.005		<0.005		<0.005	<0.005
8/20/2024				<0.005				
2/5/2025		<0.005	<0.005		<0.005	<0.005		
2/6/2025	<0.005			<0.005			<0.005	
2/7/2025								<0.005
7/31/2025		<0.005						
8/4/2025			0.002 (J)		<0.005	<0.005		
8/5/2025	<0.005			<0.005			<0.005	<0.005
2/3/2026		0.00095 (J)	0.00071 (J)		0.00043 (J)			
2/4/2026	0.00036 (J)			0.00028 (J)		<0.005	0.00032 (J)	0.00031 (J)
Mean	0.004351	0.005028	0.004493	0.004681	0.003883	0.00587	0.004553	0.004487
Std. Dev.	0.001589	0.01174	0.001235	0.001156	0.001939	0.004806	0.001309	0.00148
Upper Lim.	0.005	0.005	0.005	0.005	0.005	0.026	0.005	0.005
Lower Lim.	0.00095	0.0012	0.0021	0.0011	0.0018	0.0014	0.0019	0.00044

ND substitution: RL or RL/2 if <15% NDs.

Confidence Interval

Constituent: Chromium (mg/L) Analysis Run 4/14/2026 1:45 PM View: Appendix IV Confidence Intervals

Plant Bowen Client: Southern Company Data: Bowen AP-1

	BGWC-18	BGWC-19	BGWC-20	BGWC-21	BGWC-22	BGWC-23	BGWC-24	BGWC-25
6/8/2016	<0.005	<0.005	<0.005	<0.005	<0.005			<0.005
6/9/2016						<0.005	<0.005	
8/12/2016	<0.005	<0.005	<0.005					
8/15/2016								<0.005
8/18/2016				<0.005	<0.005	<0.005	<0.005	
10/7/2016	0.0011 (J)	<0.005						
10/10/2016			<0.005	<0.005	<0.005	<0.005	0.0009 (J)	<0.005
12/6/2016	<0.005							
12/7/2016		<0.005	<0.005			0.002 (J)	<0.005	
12/8/2016				<0.005	<0.005			<0.005
2/16/2017	<0.005	<0.005						
2/17/2017			<0.005	<0.005	<0.005			
2/20/2017						<0.005	<0.005	<0.005
4/19/2017	<0.005	<0.005	<0.005	<0.005		<0.005	<0.005	
4/20/2017					<0.005			<0.005
6/1/2017	<0.005	<0.005	<0.005	<0.005				<0.005
6/5/2017					<0.005	<0.005	<0.005	
7/14/2017	<0.005	<0.005						
7/17/2017						<0.005	<0.005	<0.005
7/18/2017			<0.005	<0.005				
7/19/2017					<0.005			
3/27/2018	<0.005	<0.005						
3/28/2018			<0.005	<0.005				<0.005
3/29/2018					<0.005	<0.005	<0.005	
2/27/2019	<0.005		0.0048 (J)					
3/1/2019		<0.005			<0.005	0.0033 (J)	<0.005	<0.005
4/2/2019	<0.005							
4/3/2019		<0.005	0.00088 (J)	<0.005	<0.005	0.00057 (J)	<0.005	
4/4/2019								<0.005
9/26/2019	<0.005	<0.005	0.0022 (J)					
9/27/2019					<0.005	<0.005		
9/30/2019				<0.005			<0.005	0.0021 (J)
2/24/2020	<0.005	<0.005	0.00096 (J)					
2/25/2020					<0.005	<0.005		
2/26/2020				<0.005			0.00051 (J)	<0.005
3/20/2020	0.00046 (J)	<0.005		0.00041 (J)	<0.005			
3/23/2020			0.00091 (J)			0.00043 (J)		
3/24/2020								<0.005
3/25/2020							<0.005	
9/24/2020	<0.005			<0.005	<0.005	<0.005		
9/25/2020							0.00058 (J)	
9/28/2020		<0.005	0.0028 (J)					<0.005
2/18/2021	<0.005	<0.005	0.00078 (J)					
2/19/2021				<0.005	<0.005	<0.005	<0.005	
2/23/2021								<0.005
3/24/2021	0.00065 (J)							
3/26/2021		<0.005				<0.005	<0.005	<0.005
3/29/2021			0.0011 (J)	0.0025 (J)	<0.005			
8/19/2021	<0.005							<0.005
8/20/2021		<0.005	<0.005	<0.005				
8/23/2021					<0.005	0.0015 (J)	<0.005	
2/14/2022						<0.005		

ND substitution: RL or RL/2 if <15% NDs.

Confidence Interval

Constituent: Chromium (mg/L) Analysis Run 4/14/2026 1:45 PM View: Appendix IV Confidence Intervals

Plant Bowen Client: Southern Company Data: Bowen AP-1

	BGWC-18	BGWC-19	BGWC-20	BGWC-21	BGWC-22	BGWC-23	BGWC-24	BGWC-25
2/15/2022					<0.005		<0.005	
2/16/2022	<0.005	<0.005	<0.005	<0.005				<0.005
7/27/2022	<0.005	<0.005	<0.005					<0.005
7/28/2022				<0.005				
8/1/2022						<0.005		
8/2/2022					<0.005		<0.005	
10/21/2022							<0.005	
1/26/2023	<0.005							
1/27/2023		<0.005		<0.005				<0.005
1/30/2023			<0.005					
2/1/2023							<0.005	
2/2/2023						<0.005		
2/7/2023					<0.005			
8/17/2023	<0.005							<0.005
8/18/2023		<0.005	<0.005					
8/22/2023					<0.005			
8/23/2023				<0.005		<0.005		
8/25/2023							<0.005	
1/30/2024							<0.005	
2/2/2024	<0.005	<0.005						
2/5/2024			<0.005	<0.005				<0.005
2/8/2024					<0.005	<0.005		
8/19/2024	<0.005	<0.005						
8/20/2024			<0.005					<0.005
8/21/2024					<0.005		<0.005	
8/22/2024				<0.005		<0.005		
2/6/2025			<0.005					
2/7/2025	<0.005	<0.005						
2/10/2025				<0.005				<0.005
2/11/2025						<0.005	<0.005	
2/13/2025					<0.005			
8/5/2025	<0.005							
8/6/2025		<0.005						
8/7/2025			0.0024 (J)		<0.005			<0.005
8/11/2025				<0.005		<0.005	<0.005	
2/2/2026							<0.005	
2/4/2026	0.00038 (J)			0.00095 (J)				0.00025 (J)
2/5/2026		0.00035 (J)	<0.005					
2/6/2026						0.00042 (J)		
2/10/2026					0.00049 (J)			
Mean	0.004355	0.004828	0.003957	0.004572	0.004833	0.004193	0.004535	0.004717
Std. Dev.	0.001579	0.0008949	0.001677	0.001248	0.0008679	0.001618	0.001367	0.001053
Upper Lim.	0.005	0.005	0.005	0.005	0.005	0.005	0.005	0.005
Lower Lim.	0.0011	0.00035	0.0024	0.0025	0.00049	0.0033	0.0009	0.0021

ND substitution: RL or RL/2 if <15% NDs.

Confidence Interval

Constituent: Chromium (mg/L) Analysis Run 4/14/2026 1:45 PM View: Appendix IV Confidence Intervals

Plant Bowen Client: Southern Company Data: Bowen AP-1

	BGWC-30	BGWC-31	BGWC-32	BGWC-34D	BGWC-35D	BGWC-36D	BGWC-38D	BGWC-40
1/23/2017	0.001 (J)							
2/7/2017	<0.005							
3/27/2017	<0.005							
4/17/2017	<0.005							
5/22/2017	0.0004 (J)							
6/5/2017	0.0004 (J)							
7/11/2017	0.0012 (J)							
8/23/2017	0.0009 (J)							
3/26/2018	<0.005							
3/1/2019	<0.005							
4/2/2019	0.00095 (J)					0.001 (J)		
4/4/2019		<0.005		<0.005	0.0011 (J)			
4/5/2019			<0.005					
9/24/2019		0.00064 (J)		<0.005				
9/26/2019			0.00062 (J)		0.00067 (J)			
9/27/2019	0.00056 (J)					0.0006 (J)		
2/25/2020					<0.025			
2/26/2020	0.00073 (J)	<0.005				<0.005		
2/27/2020			0.00072 (J)	<0.005			0.0031 (J)	
2/28/2020								0.00043 (J)
3/23/2020	0.00098 (J)	0.0011 (J)				<0.005		
3/24/2020			0.0012 (J)	<0.005			0.00042 (J)	
3/25/2020					<0.025			0.00058 (J)
9/2/2020							<0.005	
9/25/2020	0.00087 (J)		0.00057 (J)		0.00072 (J)			
9/28/2020		0.00056 (J)		<0.005		<0.005		
9/29/2020								0.00082 (J)
2/19/2021				<0.005				
2/22/2021		<0.005			<0.025			<0.005
2/23/2021			<0.005					
3/8/2021	0.0011 (J)					0.00057 (J)		
3/9/2021							<0.005	
3/25/2021	0.00082 (J)					0.00057 (J)		
3/26/2021					<0.025			
3/29/2021		<0.005					<0.005	
3/30/2021			<0.005	<0.005				0.00081 (J)
8/19/2021	<0.005						<0.005	
8/20/2021		<0.005			<0.025			
8/23/2021						<0.005		
8/24/2021				<0.005				<0.005
8/25/2021			0.0043 (J)					
2/14/2022	0.0014 (J)					<0.005	<0.005	
2/16/2022		<0.005	<0.005	<0.005				0.0011 (J)
2/17/2022					<0.025			
7/28/2022		<0.005		<0.005	<0.025			<0.005
7/29/2022			<0.005			<0.005		
8/1/2022	<0.005							
8/2/2022							<0.005	
1/27/2023		<0.005						
1/30/2023				<0.005	<0.025			
1/31/2023			<0.005					0.005 (J)
2/1/2023	<0.005					<0.005		

ND substitution: RL or RL/2 if <15% NDs.

Confidence Interval

Constituent: Chromium (mg/L) Analysis Run 4/14/2026 1:45 PM View: Appendix IV Confidence Intervals

Plant Bowen Client: Southern Company Data: Bowen AP-1

	BGWC-30	BGWC-31	BGWC-32	BGWC-34D	BGWC-35D	BGWC-36D	BGWC-38D	BGWC-40
2/7/2023							<0.005	
8/18/2023		<0.005	<0.005	<0.005				<0.005
8/21/2023	<0.005					<0.005	<0.005	
8/24/2023					<0.025			
1/30/2024						<0.005		
2/2/2024		<0.005						
2/5/2024				<0.005				
2/6/2024	<0.005						<0.005	
2/7/2024					<0.025			<0.005
2/8/2024			<0.005					
8/19/2024		<0.005						
8/20/2024				<0.005		<0.005		<0.005
8/21/2024			<0.005					
8/22/2024	<0.005				<0.025		<0.005	
2/5/2025						<0.005		
2/6/2025		<0.005		<0.005				
2/10/2025	<0.005							<0.005
2/11/2025					<0.025		<0.005	
2/12/2025			<0.005					
8/5/2025	<0.005							
8/6/2025							<0.005	
8/7/2025				<0.005		<0.005		
8/8/2025		<0.005						<0.005
8/11/2025					0.0086			
8/12/2025			<0.005					
2/4/2026				0.0005 (J)				
2/5/2026		<0.005				0.00066 (J)		0.0007 (J)
2/6/2026			0.00053 (J)		<0.025			
2/9/2026	0.00078 (J)						<0.005	
Mean	0.002855	0.004253	0.003702	0.004735	0.01977	0.003729	0.004568	0.003296
Std. Dev.	0.002116	0.001667	0.001991	0.001091	0.009864	0.002031	0.001247	0.002165
Upper Lim.	0.005	0.005	0.005	0.005	0.025	0.005	0.005	0.005
Lower Lim.	0.00087	0.0011	0.00072	0.0005	0.0086	0.00066	0.0031	0.0007

ND substitution: RL or RL/2 if <15% NDs.

Confidence Interval

Constituent: Chromium (mg/L) Analysis Run 4/14/2026 1:45 PM View: Appendix IV Confidence Intervals

Plant Bowen Client: Southern Company Data: Bowen AP-1

	BGWC-43D	BGWC-49D	BGWC-50D	BGWC-51	BGWC-52	PZ-7
9/3/2020	<0.005					
1/28/2021				<0.005	<0.005	
2/23/2021				0.0006 (J)	<0.005	
3/8/2021	<0.005					
3/29/2021	<0.005					
3/30/2021				<0.005	0.00061 (J)	
4/19/2021		0.00071 (J)	<0.005			
8/18/2021			<0.005			
8/23/2021	<0.005			<0.005	<0.005	
8/24/2021		<0.005				
2/9/2022			<0.005			
2/14/2022				<0.005	0.0013 (J)	
2/15/2022	0.0024 (J)					
2/17/2022		<0.005				
4/28/2022						<0.005
7/26/2022			<0.005			
7/28/2022					<0.005	
8/1/2022	<0.005	<0.005		<0.005		
8/2/2022						<0.005
1/25/2023			<0.005			
1/31/2023				<0.005	0.0016 (J)	
2/1/2023		<0.005				
2/2/2023						<0.005
2/7/2023	<0.005					
8/15/2023			<0.005			
8/21/2023				<0.005		
8/22/2023		<0.005			<0.005	
8/23/2023	<0.005					
1/30/2024	<0.005					
1/31/2024			<0.005			
2/5/2024				<0.005	<0.005	
2/6/2024		<0.005				
8/16/2024			<0.005			
8/20/2024				<0.005	<0.005	
8/21/2024	<0.005	<0.005				
8/22/2024						<0.005
2/5/2025			<0.005			
2/6/2025				<0.005		
2/7/2025					<0.005	<0.005
2/10/2025		<0.005				
2/11/2025	<0.005					
7/31/2025			<0.005			
8/6/2025		<0.005				
8/7/2025	<0.005					
8/11/2025					<0.005	<0.005
8/13/2025				<0.005		
2/3/2026			0.00027 (J)			
2/4/2026						0.00047 (J)
2/5/2026				0.00051 (J)	0.00044 (J)	
2/6/2026	0.00025 (J)					
2/9/2026		0.0003 (J)				
Mean	0.004435	0.004183	0.00457	0.004316	0.003765	0.004353

ND substitution: RL or RL/2 if <15% NDs.

Confidence Interval

Constituent: Chromium (mg/L) Analysis Run 4/14/2026 1:45 PM View: Appendix IV Confidence Intervals

Plant Bowen Client: Southern Company Data: Bowen AP-1

	BGWC-43D	BGWC-49D	BGWC-50D	BGWC-51	BGWC-52	PZ-7
Std. Dev.	0.001448	0.001821	0.001426	0.001669	0.001947	0.001712
Upper Lim.	0.005	0.005	0.005	0.005	0.005	0.005
Lower Lim.	0.0024	0.00071	0.005	0.0006	0.00061	0.00047

Confidence Interval

Constituent: Cobalt (mg/L) Analysis Run 4/14/2026 1:46 PM View: Appendix IV Confidence Intervals

Plant Bowen Client: Southern Company Data: Bowen AP-1

	BGWC-7	BGWC-8	BGWC-9	BGWC-10	BGWC-12	BGWC-14A	BGWC-16	BGWC-17
6/6/2016			<0.005					
6/7/2016		0.00013 (J)		<0.005	<0.005		0.0037	<0.005
6/8/2016	0.00081 (J)							
8/10/2016		0.0003 (J)						
8/11/2016	0.0007 (J)		0.0003 (J)				0.0039 (J)	<0.005
8/12/2016					<0.005			
8/16/2016				<0.005				
10/4/2016		<0.005						
10/5/2016			<0.005					
10/6/2016	<0.005				<0.005			
10/7/2016				<0.005			0.0043 (J)	<0.005
12/2/2016		<0.005						
12/5/2016			0.0006 (J)		0.0006 (J)			
12/6/2016	0.0009 (J)			<0.005			0.005 (J)	<0.005
2/14/2017		<0.005						
2/15/2017	<0.005		<0.005		<0.005			
2/16/2017				<0.005			0.0054 (J)	<0.005
4/14/2017		<0.005						
4/17/2017			<0.005					
4/18/2017	0.0005 (J)			<0.005	<0.005		0.0054 (J)	
4/19/2017								<0.005
5/26/2017		<0.005	<0.005					
5/30/2017							0.0045 (J)	<0.005
6/2/2017	0.0006 (J)			<0.005	<0.005			
7/10/2017		<0.005						
7/11/2017			<0.005					
7/12/2017				<0.005				
7/13/2017					0.0003 (J)			
7/14/2017	0.0006 (J)						0.0049 (J)	<0.005
3/26/2018		<0.005						
3/27/2018	<0.005		<0.005	<0.005			<0.01	<0.005
3/28/2018					<0.005			
6/12/2018		<0.005	<0.005				0.0048 (J)	
6/13/2018	0.00068 (J)							
6/14/2018				<0.005	<0.005			<0.005
10/16/2018		<0.005						
10/17/2018			<0.005		<0.005			<0.005
10/18/2018	<0.005			<0.005			0.0047 (J)	
2/25/2019		<0.005					0.0071 (J)	
2/27/2019								<0.005
2/28/2019	0.00067 (J)			<0.005	<0.005			
4/1/2019		5.6E-05 (J)	0.00024 (J)		0.00034 (J)			
4/2/2019	0.00094 (J)			0.00027 (J)			0.0056 (J)	0.00015 (J)
9/24/2019	0.00078 (J)	0.0012 (J)	<0.005					
9/25/2019				0.00056 (J)	0.0004 (J)			
9/26/2019							0.0093	<0.005
2/19/2020		<0.005						
2/20/2020			<0.005	<0.005			0.0092	
2/21/2020	0.00081 (J)							
2/24/2020					0.00034 (J)			<0.005
3/18/2020		<0.005						
3/19/2020	0.00091 (J)		<0.005		0.00035 (J)		0.0089	<0.005

ND substitution: RL or RL/2 if <15% NDs.

Confidence Interval

Constituent: Cobalt (mg/L) Analysis Run 4/14/2026 1:46 PM View: Appendix IV Confidence Intervals

Plant Bowen Client: Southern Company Data: Bowen AP-1

	BGWC-7	BGWC-8	BGWC-9	BGWC-10	BGWC-12	BGWC-14A	BGWC-16	BGWC-17
3/23/2020				0.00031 (J)				
5/22/2020						0.00041 (J)		
6/23/2020						<0.005		
7/28/2020						<0.005		
9/2/2020						0.001 (J)		
9/23/2020		<0.005						
9/24/2020			<0.005	<0.005			0.0095	<0.005
9/25/2020	0.00077 (J)				0.00049 (J)			
10/1/2020						0.0018 (J)		
11/10/2020						0.0016 (J)		
12/15/2020						0.0018 (J)		
1/20/2021						0.0019 (J)		
2/16/2021		<0.005						
2/17/2021			<0.005					
2/18/2021	0.00074 (J)			<0.005		0.0013 (J)	0.0088	<0.005
2/19/2021					0.00066 (J)			
3/24/2021		<0.005	<0.005		0.00048 (J)	<0.005	0.0078	<0.005
3/30/2021	0.00085 (J)			0.00052 (J)				
8/18/2021		<0.005	<0.005	0.00042 (J)	0.00085 (J)	0.0034 (J)	0.0098	
8/19/2021	0.0008 (J)							<0.005
2/9/2022						<0.005		
2/10/2022		<0.005	<0.005					
2/11/2022	0.00068 (J)			0.00047 (J)	0.00057 (J)		0.0097	<0.005
7/26/2022		<0.005	<0.005			0.003 (J)		
7/27/2022					<0.005		0.012	<0.005
7/28/2022	0.00074 (J)			0.00058 (J)				
1/26/2023	0.00068 (J)	<0.005	<0.005		0.00045 (J)	0.0033 (J)	0.0098	<0.005
1/27/2023				0.00051 (J)				
8/16/2023		<0.005			<0.005	0.0017 (J)		
8/17/2023	0.00066 (J)		<0.005	0.00043 (J)			0.011	<0.005
2/1/2024		<0.005	<0.005	0.0004 (J)	0.00036 (J)	0.0014 (J)	0.011	<0.005
2/2/2024	0.00045 (J)							
8/16/2024	<0.005	<0.005				0.0016 (J)		
8/19/2024			<0.005		<0.005		0.011	<0.005
8/20/2024				0.00041 (J)				
2/5/2025		<0.005	<0.005		<0.005	<0.005		
2/6/2025	<0.005			<0.005			0.015	
2/7/2025								<0.005
7/31/2025		<0.005						
8/4/2025			<0.005		<0.005	0.0028 (J)		
8/5/2025	<0.005			<0.005			0.0093	<0.005
2/3/2026		<0.005	0.00012 (J)		0.00034 (J)			
2/4/2026	0.00085 (J)			0.00061 (J)		0.0012 (J)	0.011	<0.005
Mean	0.001763	0.004368	0.004331	0.00312	0.002811	0.00266	0.01044	0.004833
Std. Dev.	0.001862	0.001616	0.001671	0.002278	0.002308	0.001574	0.001772	0.0009006
Upper Lim.	0.00094	0.005	0.005	0.005	0.005	0.002227	0.01176	0.005
Lower Lim.	0.00068	0.0012	0.0006	0.00051	0.00045	0.001228	0.009121	0.00015

ND substitution: RL or RL/2 if <15% NDs.

Confidence Interval

Constituent: Cobalt (mg/L) Analysis Run 4/14/2026 1:46 PM View: Appendix IV Confidence Intervals

Plant Bowen Client: Southern Company Data: Bowen AP-1

	BGWC-18	BGWC-19	BGWC-20	BGWC-21	BGWC-22	BGWC-23	BGWC-24	BGWC-25
6/8/2016	0.00071 (J)	<0.005	<0.005	0.00041 (J)	0.0079			<0.005
6/9/2016						<0.005	0.0026	
8/12/2016	0.0006 (J)	<0.005	<0.005					
8/15/2016								<0.005
8/18/2016				<0.005	0.0109	<0.005	0.0021 (J)	
10/7/2016	0.0005 (J)	<0.005						
10/10/2016			<0.005	<0.005	0.011	<0.005	0.0018 (J)	<0.005
12/6/2016	0.0009 (J)							
12/7/2016		<0.005	0.0008 (J)			0.0015 (J)	0.0018 (J)	
12/8/2016				0.0006 (J)	0.013			0.0006 (J)
2/16/2017	<0.005	<0.005						
2/17/2017			<0.005	<0.005	0.0122			
2/20/2017						<0.005	0.0027 (J)	<0.005
4/19/2017	<0.005	<0.005	<0.005	<0.005		<0.005	0.0032 (J)	
4/20/2017					0.0116			<0.005
6/1/2017	<0.005	<0.005	<0.005	<0.005				<0.005
6/5/2017					0.0112	<0.005	0.0034 (J)	
7/14/2017	<0.005	<0.005						
7/17/2017						<0.005	0.0033 (J)	<0.005
7/18/2017			<0.005	0.0004 (J)				
7/19/2017					0.0131			
3/27/2018	<0.005	<0.005						
3/28/2018			<0.005	<0.005				<0.005
3/29/2018					0.016	<0.005	<0.005	
6/13/2018			<0.005			<0.005	0.0039 (J)	
6/14/2018	<0.005			<0.005	0.017			<0.005
6/15/2018		<0.005						
10/18/2018	<0.005							
10/19/2018		<0.005		<0.005				
10/22/2018			<0.005		0.021	<0.005	0.0043 (J)	<0.005
2/27/2019	<0.005		<0.005					
3/1/2019		<0.005			0.017	<0.005	0.0055 (J)	<0.005
4/2/2019	0.00012 (J)							
4/3/2019		7.2E-05 (J)	0.00024 (J)	0.00064 (J)	0.019	0.00058 (J)	0.0048 (J)	
4/4/2019								0.00022 (J)
5/2/2019					0.023 (J)			
9/26/2019	<0.005	<0.005	<0.005					
9/27/2019					0.027	0.00034 (J)		
9/30/2019				0.0004 (J)			0.0048 (J)	<0.005
2/24/2020	<0.005	<0.005	<0.005					
2/25/2020					0.017	0.00046 (J)		
2/26/2020				0.00037 (J)			0.0045 (J)	<0.005
3/20/2020	<0.005	<0.005		<0.005	0.02			
3/23/2020			0.00036 (J)			0.0004 (J)		
3/24/2020								<0.005
3/25/2020							0.0037 (J)	
9/24/2020	<0.005			0.00098 (J)	0.041	<0.005		
9/25/2020							0.0038 (J)	
9/28/2020		<0.005	<0.005					<0.005
2/18/2021	<0.005	<0.005	<0.005					
2/19/2021				0.0013 (J)	0.032	0.00044 (J)	0.0042 (J)	
2/23/2021								<0.005

ND substitution: RL or RL/2 if <15% NDs.

Confidence Interval

Constituent: Cobalt (mg/L) Analysis Run 4/14/2026 1:46 PM View: Appendix IV Confidence Intervals

Plant Bowen Client: Southern Company Data: Bowen AP-1

	BGWC-18	BGWC-19	BGWC-20	BGWC-21	BGWC-22	BGWC-23	BGWC-24	BGWC-25
3/24/2021	<0.005							
3/26/2021		<0.005				<0.005	<0.005	<0.005
3/29/2021			<0.005	0.00069 (J)	0.029 (J)			
7/19/2021					0.039	<0.005	0.0034 (J)	
8/19/2021	<0.005							<0.005
8/20/2021		<0.005	<0.005	0.00058 (J)				
8/23/2021					0.029	0.00047 (J)	0.0062	
11/1/2021					0.04	<0.005	0.0038 (J)	
2/14/2022						<0.005		
2/15/2022					0.03		0.0037 (J)	
2/16/2022	<0.005	<0.005	<0.005	0.0021 (J)				<0.005
7/27/2022	<0.005	<0.005	<0.005					<0.005
7/28/2022				0.0027 (J)				
8/1/2022						<0.005		
8/2/2022					0.034		<0.005	
10/21/2022							0.0026 (J)	
1/26/2023	<0.005							
1/27/2023		<0.005		0.0021 (J)				<0.005
1/30/2023			<0.005					
2/1/2023							0.0024 (J)	
2/2/2023						<0.005		
2/7/2023					0.017			
8/17/2023	<0.005							<0.005
8/18/2023		<0.005	<0.005					
8/22/2023					0.03			
8/23/2023				0.004 (J)		<0.005		
8/25/2023							0.0023 (J)	
1/30/2024							0.002 (J)	
2/2/2024	<0.005	<0.005						
2/5/2024			0.00034 (J)	0.003 (J)				<0.005
2/8/2024					0.014	<0.005		
8/19/2024	<0.005	0.00052 (J)						
8/20/2024			<0.005					<0.005
8/21/2024					0.017		0.0015 (J)	
8/22/2024				0.0096		0.00035 (J)		
2/6/2025			<0.005					
2/7/2025	<0.005	<0.005						
2/10/2025				0.0066				<0.005
2/11/2025						<0.005	0.0027 (J)	
2/13/2025					0.011			
8/5/2025	<0.005							
8/6/2025		<0.005						
8/7/2025			<0.005		0.012			<0.005
8/11/2025				0.01		<0.005	0.0013 (J)	
2/2/2026							0.00072 (J)	
2/4/2026	<0.005			0.0094				0.00025 (J)
2/5/2026		<0.005	0.0005 (J)					
2/6/2026						0.00025 (J)		
2/10/2026					0.0027 (J)			
Mean	0.004236	0.004676	0.004215	0.003602	0.02018	0.003703	0.003141	0.00452
Std. Dev.	0.001708	0.001215	0.001752	0.002929	0.01003	0.002071	0.001249	0.00144
Upper Lim.	0.005	0.005	0.005	0.005	0.02452	0.005	0.003683	0.005

ND substitution: RL or RL/2 if <15% NDs.

Confidence Interval

Constituent: Cobalt (mg/L) Analysis Run 4/14/2026 1:46 PM View: Appendix IV Confidence Intervals

Plant Bowen Client: Southern Company Data: Bowen AP-1

	BGWC-18	BGWC-19	BGWC-20	BGWC-21	BGWC-22	BGWC-23	BGWC-24	BGWC-25
Lower Lim.	0.0009	0.00052	0.0008	0.00069	0.01583	0.0015	0.0026	0.0006

Confidence Interval

Constituent: Cobalt (mg/L) Analysis Run 4/14/2026 1:46 PM View: Appendix IV Confidence Intervals

Plant Bowen Client: Southern Company Data: Bowen AP-1

	BGWC-30	BGWC-31	BGWC-32	BGWC-34D	BGWC-35D	BGWC-36D	BGWC-38D	BGWC-40
1/23/2017	0.0012 (J)							
2/7/2017	0.0008 (J)							
3/27/2017	0.001 (J)							
4/17/2017	0.0009 (J)							
5/22/2017	0.0008 (J)							
6/5/2017	0.0008 (J)							
7/11/2017	0.0008 (J)							
8/23/2017	0.0006 (J)							
3/26/2018	<0.005							
6/15/2018	<0.005							
10/17/2018						0.00057 (J)		
10/18/2018		0.00079 (J)						
10/19/2018				0.0012 (J)				
10/22/2018	<0.005		0.0037 (J)		<0.025			
3/1/2019	<0.005							
4/2/2019	0.00022 (J)					0.0011 (J)		
4/4/2019		0.00051 (J)		0.00042 (J)	0.0011 (J)			
4/5/2019			0.011					
5/3/2019			0.0078 (J)					
9/24/2019		0.00041 (J)		<0.005				
9/26/2019			0.01		0.0019 (J)			
9/27/2019	<0.005					0.0009 (J)		
11/15/2019			0.0077					
2/25/2020					0.0011 (J)			
2/26/2020	<0.005	0.00031 (J)				0.00058 (J)		
2/27/2020			0.00095 (J)	<0.005			0.014	
2/28/2020								0.00049 (J)
3/23/2020	<0.005	0.00036 (J)				0.00049 (J)		
3/24/2020			0.0037 (J)	0.00039 (J)			0.0065	
3/25/2020					0.00046 (J)			0.00056 (J)
9/2/2020							0.0043 (J)	
9/25/2020	<0.005		0.0081		0.00082 (J)			
9/28/2020		0.00046 (J)		0.00048 (J)		0.00038 (J)		
9/29/2020								0.00044 (J)
2/19/2021				0.00057 (J)				
2/22/2021		<0.005			0.0011 (J)			0.0006 (J)
2/23/2021			0.0062					
3/8/2021	<0.005					<0.005		
3/9/2021							0.0014 (J)	
3/25/2021	<0.005					<0.005		
3/26/2021					0.0015 (J)			
3/29/2021		<0.005					0.0015 (J)	
3/30/2021			0.0014 (J)	0.00065 (J)				0.00052 (J)
7/20/2021	<0.005							
8/19/2021	0.002 (J)						0.004 (J)	
8/20/2021		<0.005			0.0018 (J)			
8/23/2021						<0.005		
8/24/2021				0.00085 (J)				0.00061 (J)
8/25/2021			0.0018 (J)					
11/1/2021	<0.005						0.0033 (J)	
2/14/2022	<0.005					<0.005	0.0019 (J)	
2/16/2022		<0.005	<0.005	0.001 (J)				0.00052 (J)

ND substitution: RL or RL/2 if <15% NDs.

Confidence Interval

Constituent: Cobalt (mg/L) Analysis Run 4/14/2026 1:46 PM View: Appendix IV Confidence Intervals

Plant Bowen Client: Southern Company Data: Bowen AP-1

	BGWC-30	BGWC-31	BGWC-32	BGWC-34D	BGWC-35D	BGWC-36D	BGWC-38D	BGWC-40
2/17/2022					0.0024 (J)			
7/28/2022		<0.005		0.0012 (J)	0.0038 (J)			0.00042 (J)
7/29/2022			0.0022 (J)			<0.005		
8/1/2022	<0.005							
8/2/2022							0.0019 (J)	
1/27/2023		<0.005						
1/30/2023				0.0014 (J)	0.0029 (J)			
1/31/2023			0.0029 (J)					0.00046 (J)
2/1/2023	<0.005					<0.005		
2/7/2023							0.0014 (J)	
8/18/2023		<0.005	0.001 (J)	0.0014 (J)				<0.005
8/21/2023	<0.005					<0.005	0.0017 (J)	
8/24/2023					0.0017 (J)			
1/30/2024						<0.005		
2/2/2024		<0.005						
2/5/2024				0.0013 (J)				
2/6/2024	<0.005						0.0016 (J)	
2/7/2024					0.0044 (J)			0.00034 (J)
2/8/2024			0.0054					
8/19/2024		<0.005						
8/20/2024				0.0012 (J)		<0.005		0.00033 (J)
8/21/2024			0.0046 (J)					
8/22/2024	<0.005				0.0013 (J)		0.001 (J)	
2/5/2025						<0.005		
2/6/2025		<0.005		0.0017 (J)				
2/10/2025	<0.005							<0.005
2/11/2025					0.0019 (J)		0.0018 (J)	
2/12/2025			0.0032 (J)					
8/5/2025	<0.005							
8/6/2025							<0.005	
8/7/2025				0.0016 (J)		<0.005		
8/8/2025		<0.005						<0.005
8/11/2025					<0.025			
8/12/2025			<0.005					
2/4/2026				0.0018 (J)				
2/5/2026		0.00017 (J)				<0.005		0.0004 (J)
2/6/2026			0.0014 (J)		<0.025			
2/9/2026	<0.005						0.00076 (J)	
Mean	0.003681	0.003223	0.004402	0.001231	0.005732	0.003557	0.003097	0.001379
Std. Dev.	0.001959	0.002295	0.00308	0.0006356	0.008922	0.002106	0.003266	0.001876
Upper Lim.	0.005	0.005	0.006152	0.001616	0.0044	0.005	0.00367	0.005
Lower Lim.	0.0012	0.00041	0.002653	0.0008466	0.0011	0.00058	0.001408	0.0004

ND substitution: RL or RL/2 if <15% NDs.

Confidence Interval

Constituent: Cobalt (mg/L) Analysis Run 4/14/2026 1:46 PM View: Appendix IV Confidence Intervals

Plant Bowen Client: Southern Company Data: Bowen AP-1

	BGWC-43D	BGWC-49D	BGWC-50D	BGWC-52	BGWC-53D	PZ-7
9/3/2020	0.002 (J)					
1/28/2021				0.0048 (J)		
2/23/2021				0.0033 (J)		
3/8/2021	0.0043 (J)					
3/29/2021	0.0057					
3/30/2021				0.0031 (J)		
4/19/2021		0.00079 (J)	0.0013 (J)			
7/20/2021	0.0057					
8/18/2021			0.0016 (J)			
8/23/2021	0.0051			0.0036 (J)		
8/24/2021		0.001 (J)				
2/9/2022			0.00079 (J)			
2/14/2022				0.00044 (J)		
2/15/2022	0.0038 (J)					
2/17/2022		0.00088 (J)				
4/28/2022						<0.005
7/26/2022			0.00072 (J)			
7/28/2022				0.00082 (J)		
8/1/2022	0.0024 (J)	0.00065 (J)				
8/2/2022						<0.005
1/25/2023			0.00066 (J)			
1/31/2023				0.0045 (J)		
2/1/2023		0.00089 (J)				
2/2/2023						<0.005
2/7/2023	0.0016 (J)					
8/15/2023			0.0004 (J)			
8/22/2023		0.00093 (J)		0.0035 (J)		
8/23/2023	0.0031 (J)					
1/30/2024	0.0024 (J)					
1/31/2024			0.00036 (J)			
2/5/2024				0.00035 (J)		
2/6/2024		0.0011 (J)				
8/16/2024			0.00069 (J)			
8/20/2024				0.00042 (J)		
8/21/2024	0.0019 (J)	0.00098 (J)				
8/22/2024						<0.005
12/3/2024					0.0007 (J)	
2/5/2025			<0.005			
2/7/2025				0.0014 (J)		<0.005
2/10/2025		<0.005				
2/11/2025	0.0026 (J)					
2/12/2025					<0.005	
7/31/2025			0.0013 (J)			
8/6/2025		<0.005				
8/7/2025	0.0023 (J)					
8/8/2025					<0.005	
8/11/2025				0.0014 (J)		<0.005
2/3/2026			0.00078 (J)			
2/4/2026					0.00045 (J)	0.00025 (J)
2/5/2026				0.0015 (J)		
2/6/2026	0.0027 (J)					
2/9/2026		0.0012 (J)				

ND substitution: RL or RL/2 if <15% NDs.

Confidence Interval

Constituent: Cobalt (mg/L) Analysis Run 4/14/2026 1:46 PM View: Appendix IV Confidence Intervals

Plant Bowen Client: Southern Company Data: Bowen AP-1

	BGWC-43D	BGWC-49D	BGWC-50D	BGWC-52	BGWC-53D	PZ-7
Mean	0.003257	0.001675	0.001009	0.002241	0.002787	0.004321
Std. Dev.	0.001415	0.001651	0.0006278	0.001609	0.002557	0.001795
Upper Lim.	0.004144	0.005	0.001532	0.003437	0.0009268	0.005
Lower Lim.	0.002248	0.00079	0.0004859	0.001044	0.0003399	0.00025

Confidence Interval

Constituent: Combined Radium 226 + 228 (pCi/L) Analysis Run 4/14/2026 1:46 PM View: Appendix IV Confidence Intervals

Plant Bowen Client: Southern Company Data: Bowen AP-1

	BGWC-7	BGWC-8	BGWC-9	BGWC-10	BGWC-12	BGWC-14A	BGWC-16	BGWC-17
6/6/2016			0.488					
6/7/2016		0.0507 (U)		0.616	0.024 (U)		0.284 (U)	0.135 (U)
6/8/2016	0.854							
8/10/2016		0.862						
8/11/2016	1.24		0.639				1.71	0.808
8/12/2016					0.849			
8/16/2016				1.08				
10/4/2016		0.48						
10/5/2016			0.945					
10/6/2016	2.43				1.57			
10/7/2016				2.82			0.485	0.874
12/2/2016		0.219						
12/5/2016			2.2		0.956			
12/6/2016	0.958			0.719			1.22	0.131
2/14/2017		0.636						
2/15/2017	1.18		0.74		0.229			
2/16/2017				0.966			0.19	0.471
4/14/2017		0.13						
4/17/2017			0.764					
4/18/2017	1.26			1.01	0.0114		0.52	
4/19/2017								0.65
5/26/2017		0.349	0.245					
5/30/2017							1.21	0.65
6/2/2017	1.24			1.13	0.375			
7/10/2017		0.565 (U)						
7/11/2017			0.502 (U)					
7/12/2017				1.29				
7/13/2017					0.636 (U)			
7/14/2017	1.55						0.526 (U)	0.592 (U)
3/26/2018		0.303 (U)						
3/27/2018	2.15		0.745 (U)	0.779 (U)			1.34	0.551 (U)
3/28/2018					0.36 (U)			
6/12/2018		0.494 (U)	0.319 (U)				0.732 (U)	
6/13/2018	1.95							
6/14/2018				1.22	0.316 (U)			0.638 (U)
10/16/2018		0.633 (U)						
10/17/2018			0.319 (U)		0.326 (U)			0.555 (U)
10/18/2018	1.1			0.841 (U)			0.522 (U)	
2/25/2019		1.03 (U)					1.08	
2/27/2019								1.57
2/28/2019	1.38			1.88	1.04			
4/1/2019		0.474 (U)	0.225 (U)		0.328 (U)			
4/2/2019	1.57			1.21 (U)			1.73	0.71 (U)
9/24/2019	1.85	1.69	1.65					
9/25/2019				0.816 (U)	0.649 (U)			
9/26/2019							1.45	1.17 (U)
2/19/2020		1.02 (U)						
2/20/2020			0.921 (U)	1.47			1.22	
2/21/2020	2.02							
2/24/2020					0.455 (U)			1.17
3/18/2020		0.987 (U)						
3/19/2020	1.18		1.94		0.838 (U)		1.63	0.626 (U)

Confidence Interval

Constituent: Combined Radium 226 + 228 (pCi/L) Analysis Run 4/14/2026 1:46 PM View: Appendix IV Confidence Intervals

Plant Bowen Client: Southern Company Data: Bowen AP-1

	BGWC-7	BGWC-8	BGWC-9	BGWC-10	BGWC-12	BGWC-14A	BGWC-16	BGWC-17
3/23/2020				1.69				
5/22/2020						1.82		
6/23/2020						1.05 (U)		
7/28/2020						1.71		
9/2/2020						0.0158 (U)		
9/23/2020		0.25 (U)						
9/24/2020			0.9 (U)	1.19 (U)			0.469 (U)	0.594 (U)
9/25/2020	1.64				0.818 (U)			
10/1/2020						1.19 (U)		
11/10/2020						0.675 (U)		
12/15/2020						1.26		
1/20/2021						0.701 (U)		
2/16/2021		0.709 (U)						
2/17/2021			0.692 (U)					
2/18/2021	1.09			1.52		1	0.721 (U)	0.723 (U)
2/19/2021					0.608 (U)			
3/24/2021		0.808 (U)	0.554 (U)		0.369 (U)	1.1 (U)	0.92 (U)	0.391 (U)
3/30/2021	1.41 (U)			1.51 (U)				
8/18/2021		0.192 (U)	0.458 (U)	1.26	0.19 (U)	0.721 (U)	1.05	
8/19/2021	0.952 (U)							0.742 (U)
2/9/2022						0.355 (U)		
2/10/2022		0.813	0.86					
2/11/2022	1.26			1.01 (U)	0.288 (U)		1.03	0.208 (U)
7/26/2022		0.523 (U)	0.866 (U)			0.659 (U)		
7/27/2022					0.705 (U)		0.917 (U)	0.138 (U)
7/28/2022	1.22 (U)			1.18 (U)				
1/26/2023	1.73	0.629 (U)	0.248 (U)		0.664 (U)	1.31	1.21 (U)	1.02 (U)
1/27/2023				1.82				
8/16/2023		0.791 (U)			0.621 (U)	0.263 (U)		
8/17/2023	1.45		0.711 (U)	0.942 (U)			1.21 (U)	1.04 (U)
2/1/2024		0.496 (U)	0.699 (U)	1.03 (U)	0.281 (U)	0.433 (U)	1.34	0.808 (U)
2/2/2024	1.04							
8/16/2024	1.55	0.76 (U)				0.673 (U)		
8/19/2024			0.429 (U)		0.824 (U)		0.705 (U)	0.294 (U)
8/20/2024				0.882 (U)				
2/5/2025		0.641 (U)	0.831 (U)		0.466 (U)	0.164 (U)		
2/6/2025	1.51			1.4			0.712 (U)	
2/7/2025								1.11 (U)
7/31/2025		0.661 (U)						
8/4/2025			0.655 (U)		1.31 (U)	0.472 (U)		
8/5/2025	1.06 (U)			1.08 (U)			0.307 (U)	1 (U)
2/3/2026		0.592 (U)	0.765 (U)		0.825 (U)			
2/4/2026	1.25			1.05 (U)		1.66	1.56	0.576 (U)
Mean	1.416	0.6134	0.7611	1.221	0.5838	0.8616	0.9655	0.6878
Std. Dev.	0.384	0.3328	0.4709	0.4403	0.3614	0.5214	0.4471	0.3452
Upper Lim.	1.592	0.7658	0.9082	1.379	0.7494	1.158	1.17	0.8459
Lower Lim.	1.24	0.4609	0.5247	1.012	0.4183	0.5655	0.7607	0.5296

Confidence Interval

Constituent: Combined Radium 226 + 228 (pCi/L) Analysis Run 4/14/2026 1:46 PM View: Appendix IV Confidence Intervals

Plant Bowen Client: Southern Company Data: Bowen AP-1

	BGWC-18	BGWC-19	BGWC-20	BGWC-21	BGWC-22	BGWC-23	BGWC-24	BGWC-25
6/8/2016	0.406	0.264 (U)	0.863 (U)	0.573	1.53			0.314 (U)
6/9/2016						0.704	2.13	
8/12/2016	1.39	1.18	1.74					
8/15/2016								1.2
8/18/2016				0.44	2.47	1.88	2.67	
10/7/2016	0.451	1.97						
10/10/2016			0.944	0.933	2.11	1.48	3.46	1.03
12/6/2016	0.516							
12/7/2016		1.31	2.29			2.61	1.65	
12/8/2016				1.02	2.64			1.47
2/16/2017	0.172	0.35						
2/17/2017			1.35	0.193	1.34			
2/20/2017						0.884	2.68	0.547
4/19/2017	0.704	0.974	1.48	0.488		0.948	3.81	
4/20/2017					2.35			0.0595
6/1/2017	0.493	0.332	1.61	0.837				0.67
6/5/2017					1.6	1.33	2.86	
7/14/2017	0.547 (U)	1.27						
7/17/2017						1.04	2.87	1.25 (U)
7/18/2017				0.498 (U)				
7/19/2017			1.626		1.76			
3/27/2018	0.569 (U)	0.169 (U)						
3/28/2018			0.97 (U)	0.864 (U)				0.507 (U)
3/29/2018					2.43	1.65	2.79	
6/13/2018			0.686 (U)			0.983 (U)	2.19	
6/14/2018	0.989 (U)			0.583 (U)	2.14			0.721 (U)
6/15/2018		0.625 (U)						
10/18/2018	0.875 (U)							
10/19/2018		0.784 (U)		0.982 (U)				
10/22/2018			0.559 (U)		1.43	1.21	2.18	0.741 (U)
2/27/2019	1.12		1.24					
3/1/2019		0.989 (U)			3.32	2.24	3.37	0.634 (U)
4/2/2019	0.814 (U)							
4/3/2019		0.98 (U)	0.567 (U)	0.532 (U)	2.48	2.86	3.6	
4/4/2019								0.346 (U)
9/26/2019	0.973 (U)	1.16	0.662 (U)					
9/27/2019					2.83	2.28		
9/30/2019				1.16 (U)			2.73	0.953 (U)
2/24/2020	1.07	1.19	1.38					
2/25/2020					1.7	2.49		
2/26/2020				1.08 (U)			2.4	1.16
3/20/2020	2.59	0.89 (U)		1.08 (U)	3.6			
3/23/2020			1.27			1.68		
3/24/2020								0.899 (U)
3/25/2020							4.72	
9/24/2020	0.789 (U)			0.157 (U)	4.18	0.56 (U)		
9/25/2020							1.49	
9/28/2020		1.11 (U)	1.07 (U)					0.744 (U)
2/18/2021	0.62 (U)	1.05 (U)	0.87 (U)					
2/19/2021				1 (U)	2.63	1.17 (U)	1.07 (U)	
2/23/2021								0.456 (U)
3/24/2021	1.21 (U)							

Confidence Interval

Constituent: Combined Radium 226 + 228 (pCi/L) Analysis Run 4/14/2026 1:46 PM View: Appendix IV Confidence Intervals

Plant Bowen Client: Southern Company Data: Bowen AP-1

	BGWC-18	BGWC-19	BGWC-20	BGWC-21	BGWC-22	BGWC-23	BGWC-24	BGWC-25
3/26/2021		0.848 (U)				1.04 (U)	2.91	0.134 (U)
3/29/2021			1.49	0.471 (U)	4.1			
8/19/2021	0.858 (U)							0.908 (U)
8/20/2021		0.731 (U)	1.42	0.277 (U)				
8/23/2021					3.25	1.2 (U)	1.77 (U)	
2/14/2022						0.563 (U)		
2/15/2022					1.94		14.2 (U)	
2/16/2022	0.708 (U)	0.349 (U)	0.322 (U)	0.49 (U)				0.189 (U)
7/27/2022	0.737 (U)	0.964 (U)	1.53					1.09 (U)
7/28/2022				0.424 (U)				
8/1/2022						2.28		
8/2/2022					2.32		0.84 (U)	
1/26/2023	1.46							
1/27/2023		1.16		0.28 (U)				0.768 (U)
1/30/2023			0.563 (U)					
2/1/2023							1.3	
2/2/2023						0.783 (U)		
2/7/2023					1.45			
8/17/2023	1.16 (U)							0.909 (U)
8/18/2023		1.49 (U)	0.256 (U)					
8/22/2023					2.43			
8/23/2023				0.704 (U)		0.799 (U)		
8/25/2023							1.63 (U)	
1/30/2024							0.782 (U)	
2/2/2024	0.612 (U)	0.716 (U)						
2/5/2024			0.956 (U)	0.455 (U)				0.396 (U)
2/8/2024					2.05	1.27 (U)		
8/19/2024	0.737 (U)	0.26 (U)						
8/20/2024			0.979 (U)					0.246 (U)
8/21/2024					1.5		0.991 (U)	
8/22/2024				0.262 (U)		0.718 (U)		
2/6/2025			1.1					
2/7/2025	0.737 (U)	0.952 (U)						
2/10/2025				1.23 (U)				0.747 (U)
2/11/2025						1.18 (U)	2.6	
2/13/2025					1.6			
8/5/2025	0.697 (U)							
8/6/2025		0.315 (U)						
8/7/2025			0.946 (U)		1.78			0.378 (U)
8/11/2025				0.58 (U)		0.43 (U)	0.669 (U)	
2/2/2026							1.91	
2/4/2026	0.663 (U)			0.205 (U)				0.66 (U)
2/5/2026		0.6 (U)	0.944 (U)					
2/6/2026						1.33 (U)		
2/10/2026					0.784 (U)			
Mean	0.8506	0.8614	1.093	0.6356	2.267	1.365	2.699	0.694
Std. Dev.	0.4453	0.423	0.4596	0.3243	0.8252	0.6689	2.424	0.3593
Upper Lim.	0.994	1.055	1.303	0.7872	2.645	1.672	2.903	0.8586
Lower Lim.	0.6351	0.6677	0.882	0.4841	1.889	1.059	1.649	0.5294

Confidence Interval

Constituent: Combined Radium 226 + 228 (pCi/L) Analysis Run 4/14/2026 1:46 PM View: Appendix IV Confidence Intervals

Plant Bowen Client: Southern Company Data: Bowen AP-1

	BGWC-30	BGWC-31	BGWC-32	BGWC-34D	BGWC-35D	BGWC-36D	BGWC-38D	BGWC-40
1/23/2017	2.71							
2/7/2017	3							
4/17/2017	2.73							
5/22/2017	3.15							
6/5/2017	0.86							
7/11/2017	1.87							
8/23/2017	3.39							
3/26/2018	1.61							
6/15/2018	0.815 (U)							
10/17/2018						1.24		
10/18/2018		0.96						
10/19/2018				2.28				
10/22/2018	1.02 (U)		1.22 (U)		1.54			
3/1/2019	2.47							
4/2/2019	2.29					2.81		
4/4/2019		1.49		1.89	2.37			
4/5/2019			2.2					
9/24/2019		1.68		3.98				
9/26/2019			2.36		3.09			
9/27/2019	1.23 (U)					1.66		
2/25/2020					4.16			
2/26/2020	1.09 (U)	1.31				1.76		
2/27/2020			1.44	1.31			5.89	
2/28/2020								0.649 (U)
3/23/2020	1.42	2.39				2.75		
3/24/2020			1.25	2.56			5.9	
3/25/2020					2.81			0.848 (U)
9/2/2020							5.91	
9/25/2020	0.783 (U)		2.62		2.15			
9/28/2020		1.48		2.12		1.59		
9/29/2020								0.441 (U)
2/19/2021				2.23				
2/22/2021		1.07 (U)			2.03			1.31 (U)
2/23/2021			1.55					
3/8/2021	0.429 (U)					2.09		
3/9/2021							3.34	
3/25/2021	1.48					2.43		
3/26/2021					2.4			
3/29/2021		1.63					3.54	
3/30/2021			2.04	1.35 (U)				0.826 (U)
8/19/2021	1.63						4.63	
8/20/2021		1.82			2.53			
8/23/2021						0.857 (U)		
8/24/2021				2.39				0.21 (U)
8/25/2021			0.784 (U)					
2/14/2022	0.744 (U)					1.43	4.6	
2/16/2022		1.02	1.16 (U)	2.24				0.473 (U)
2/17/2022					1.88			
7/28/2022		0.684 (U)		2.74	2.71			0.656 (U)
7/29/2022			1.82			1.47 (U)		
8/1/2022	1.01 (U)							
8/2/2022							3.64	

Confidence Interval

Constituent: Combined Radium 226 + 228 (pCi/L) Analysis Run 4/14/2026 1:46 PM View: Appendix IV Confidence Intervals

Plant Bowen Client: Southern Company Data: Bowen AP-1

	BGWC-30	BGWC-31	BGWC-32	BGWC-34D	BGWC-35D	BGWC-36D	BGWC-38D	BGWC-40
1/27/2023		1.46						
1/30/2023				2.58	2.3			
1/31/2023			1.49					0.498 (U)
2/1/2023	0.936					1.17		
2/7/2023							2.93	
8/18/2023		1.82	1.24 (U)	2.36				1.14 (U)
8/21/2023	0.986 (U)					1.19 (U)	3.26	
8/24/2023					3.09			
1/30/2024						1.07		
2/2/2024		1.3						
2/5/2024				2.21				
2/6/2024	0.255 (U)						3.19	
2/7/2024					2.74			0.563 (U)
2/8/2024			0.939 (U)					
8/19/2024		0.674 (U)						
8/20/2024				1.7		0.895 (U)		0.27 (U)
8/21/2024			1.19					
8/22/2024	0.713 (U)				2.08		2.4	
2/5/2025						1.19		
2/6/2025		1.33		2.75				
2/10/2025	0.708 (U)							0.803 (U)
2/11/2025					2.71		2.44	
2/12/2025			1.28					
8/5/2025	0.486 (U)							
8/6/2025							3.78	
8/7/2025				2.56		1.5 (U)		
8/8/2025		1.35						0.49 (U)
8/11/2025					2.08			
8/12/2025			0.966 (U)					
2/4/2026				2.34				
2/5/2026		1.63				1.08 (U)		0.502 (U)
2/6/2026			1.35 (U)		2.17			
2/9/2026	1.06 (U)						1.87	
Mean	1.46	1.394	1.494	2.311	2.491	1.566	3.821	0.6453
Std. Dev.	0.8952	0.4233	0.5138	0.5893	0.5877	0.5956	1.304	0.3
Upper Lim.	1.753	1.65	1.805	2.639	2.847	1.874	4.705	0.8486
Lower Lim.	0.9711	1.138	1.184	1.939	2.136	1.198	2.938	0.442

Confidence Interval

Constituent: Combined Radium 226 + 228 (pCi/L) Analysis Run 4/14/2026 1:46 PM View: Appendix IV Confidence Intervals

Plant Bowen Client: Southern Company Data: Bowen AP-1

	BGWC-43D	BGWC-49D	BGWC-50D	BGWC-51	BGWC-52	BGWC-53D	PZ-7
9/3/2020	1.9						
1/28/2021				0.444 (U)	1.59		
2/23/2021				0.589 (U)	0.567 (U)		
3/8/2021	1.34						
3/29/2021	1.62 (U)						
3/30/2021				0.852 (U)	1.66 (U)		
4/19/2021		2.45	1.01 (U)				
8/18/2021			0.99 (U)				
8/23/2021	1.93			0.558 (U)	0.785 (U)		
8/24/2021		3.66					
2/9/2022			1.4				
2/14/2022				0.487 (U)	0.224 (U)		
2/15/2022	0.96 (U)						
2/17/2022		2.41					
7/26/2022			1 (U)				
7/28/2022					1.02 (U)		
8/1/2022	1.38	2.36		0.642 (U)			
8/2/2022							1.68
1/25/2023			0.588 (U)				
1/31/2023				0.707 (U)	0.58 (U)		
2/1/2023		1.57					
2/2/2023							0.748 (U)
2/7/2023	1.53						
8/15/2023			1.47				
8/21/2023				0.283 (U)			
8/22/2023		2.97			0.886 (U)		
8/23/2023	1.79						
1/30/2024	1.1						
1/31/2024			1.01 (U)				
2/5/2024				0.406 (U)	0.587 (U)		
2/6/2024		2.25					
8/16/2024			0.735 (U)				
8/20/2024				0.268 (U)	0.375 (U)		
8/21/2024	1.21	2.88					
8/22/2024							0.686 (U)
12/3/2024						0.596 (U)	
2/5/2025			1.15				
2/6/2025				0.876 (U)			
2/7/2025					0.13 (U)		1.29
2/10/2025		2.08					
2/11/2025	1.16						
2/12/2025						1.06 (U)	
7/31/2025			1.11				
8/6/2025		1.86					
8/7/2025	1.7						
8/8/2025						0.933 (U)	
8/11/2025					1.15		0.608 (U)
8/13/2025				0.581 (U)			
2/3/2026			0.969 (U)				
2/4/2026						0.495 (U)	0.703 (U)
2/5/2026				0.339 (U)	0.402 (U)		
2/6/2026	0.791 (U)						

Confidence Interval

Constituent: Combined Radium 226 + 228 (pCi/L) Analysis Run 4/14/2026 1:46 PM View: Appendix IV Confidence Intervals

Plant Bowen Client: Southern Company Data: Bowen AP-1

	BGWC-43D	BGWC-49D	BGWC-50D	BGWC-51	BGWC-52	BGWC-53D	PZ-7
2/9/2026		3.63					
Mean	1.416	2.556	1.039	0.5409	0.7658	0.771	0.9525
Std. Dev.	0.3637	0.6706	0.2529	0.1965	0.4826	0.2687	0.4329
Upper Lim.	1.687	3.115	1.25	0.687	1.125	1.381	1.551
Lower Lim.	1.146	1.998	0.8285	0.3948	0.407	0.161	0.5031

Confidence Interval

Constituent: Fluoride (mg/L) Analysis Run 4/14/2026 1:46 PM View: Appendix IV Confidence Intervals

Plant Bowen Client: Southern Company Data: Bowen AP-1

	BGWC-7	BGWC-8	BGWC-9	BGWC-10	BGWC-12	BGWC-14A	BGWC-16	BGWC-17
6/6/2016			0.12 (J)					
6/7/2016		<0.1		0.09 (J)	<0.1		<0.1	0.15 (J)
6/8/2016	0.19 (J)							
8/10/2016		0.07 (J)						
8/11/2016	0.15 (J)		0.27 (J)				0.12 (J)	0.3 (J)
8/12/2016					0.08 (J)			
8/16/2016				0.09 (J)				
10/4/2016		0.07 (J)						
10/5/2016			0.12 (J)					
10/6/2016	0.17 (J)				0.06 (J)			
10/7/2016				0.17 (J)			0.08 (J)	0.14 (J)
12/2/2016		0.09 (J)						
12/5/2016			0.26 (J)		0.12 (J)			
12/6/2016	0.22 (J)			0.16 (J)			0.24 (J)	0.19 (J)
2/14/2017		0.02 (J)						
2/15/2017	0.18 (J)		0.46		0.33			
2/16/2017				0.38			0.31	0.51
4/14/2017		0.02 (J)						
4/17/2017			0.14 (J)					
4/18/2017	0.11 (J)			0.12 (J)	0.006 (J)		0.02 (J)	
4/19/2017								0.18 (J)
5/26/2017		0.02 (J)	0.13 (J)					
5/30/2017							0.51	0.15 (J)
6/2/2017	0.07 (J)			0.03 (J)	0.04 (J)			
7/10/2017		0.03 (J)						
7/11/2017			0.2 (J)					
7/12/2017				0.15 (J)				
7/13/2017					0.17 (J)			
7/14/2017	0.23 (J)						0.14 (J)	0.16 (J)
10/10/2017		<0.1	0.61		0.08 (J)			
10/11/2017	0.1 (J)			0.07 (J)			0.29 (J)	0.64
3/26/2018		<0.1						
3/27/2018	<0.3		0.36	<0.1			<0.1	0.33
3/28/2018					<0.1			
6/12/2018		0.061 (J)	0.13 (J)				0.061 (J)	
6/13/2018	0.25 (J)							
6/14/2018				0.046 (J)	<0.1			0.11 (J)
10/16/2018		<0.1						
10/17/2018			0.13 (J)		<0.1			<0.3
10/18/2018	0.047 (J)			<0.1			<0.1	
2/25/2019		<0.1					0.13 (J)	
2/27/2019								0.26 (J)
2/28/2019	0.23 (J)			0.14 (J)	0.18 (J)			
4/1/2019		<0.1	0.33		0.065 (J)			
4/2/2019	0.22 (J)			0.044 (J)			0.23 (J)	0.14 (J)
9/24/2019	0.12 (J)	<0.1	0.096 (J)					
9/25/2019				0.075 (J)	0.13 (J)			
9/26/2019							<0.1	0.071 (J)
2/19/2020		<0.1						
2/20/2020			0.063 (J)	<0.1			<0.1	
2/21/2020	0.12 (J)							
2/24/2020					0.051 (J)			0.11 (J)

ND substitution: RL or RL/2 if <15% NDs.

Confidence Interval

Constituent: Fluoride (mg/L) Analysis Run 4/14/2026 1:46 PM View: Appendix IV Confidence Intervals

Plant Bowen Client: Southern Company Data: Bowen AP-1

	BGWC-7	BGWC-8	BGWC-9	BGWC-10	BGWC-12	BGWC-14A	BGWC-16	BGWC-17
3/18/2020		<0.1						
3/19/2020	0.12 (J)		0.074 (J)		<0.1		0.052 (J)	0.12 (J)
3/23/2020				<0.1				
5/22/2020						0.065 (J)		
6/23/2020						<0.1		
7/28/2020						<0.1		
9/2/2020						0.061 (J)		
9/23/2020		<0.1						
9/24/2020			0.091 (J)	<0.1			0.059 (J)	0.12
9/25/2020	0.11				<0.1			
10/1/2020						<0.1		
11/10/2020						<0.1		
12/15/2020						0.052 (J)		
1/20/2021						<0.1		
2/16/2021		<0.1						
2/17/2021			0.086 (J)					
2/18/2021	0.13			<0.1		0.055 (J)	0.064 (J)	0.1
2/19/2021					<0.1			
3/24/2021		<0.1	0.075 (J)		<0.1	<0.1	0.053 (J)	0.11
3/30/2021	0.18			<0.1				
8/18/2021		<0.1	0.073 (J)	<0.1	<0.1	<0.1	<0.1	
8/19/2021	0.12							0.097 (J)
2/9/2022						<0.1		
2/10/2022		<0.1	0.071 (J)					
2/11/2022	0.12			<0.1	<0.1		0.056 (J)	0.1
7/26/2022		0.067 (J)	0.11			0.082 (J)		
7/27/2022					0.081 (J)		0.091 (J)	0.13
7/28/2022	0.16			0.064 (J)				
1/26/2023	0.15	0.063 (J)	0.09 (J)		0.083 (J)	0.084 (J)	0.091 (J)	0.13
1/27/2023				0.058 (J)				
8/16/2023		0.064 (J)			0.089 (J)	0.076 (J)		
8/17/2023	0.14		0.091 (J)	0.05 (J)			0.074 (J)	0.12
2/1/2024		0.051 (J)	0.074 (J)	0.051 (J)	0.071 (J)	0.066 (J)	0.072 (J)	0.12
2/2/2024	0.15							
8/16/2024	0.17	0.066 (J)				0.082 (J)		
8/19/2024			0.1		0.088 (J)		0.1	0.14
8/20/2024				0.067 (J)				
2/5/2025		0.073 (J)	0.11		0.1	0.085 (J)		
2/6/2025	0.18			0.068 (J)			0.12	
2/7/2025								0.17
7/31/2025		0.055 (J)						
8/4/2025			0.11		0.1	0.084 (J)		
8/5/2025	0.15			0.055 (J)			0.086 (J)	0.14
2/3/2026		0.059 (J)	0.096 (J)		0.083 (J)			
2/4/2026	0.16			0.068 (J)		0.07 (J)	0.092 (J)	0.13
Mean	0.1532	0.07597	0.161	0.0982	0.1002	0.0831	0.1247	0.1773
Std. Dev.	0.04745	0.0275	0.1306	0.06355	0.05446	0.01683	0.0999	0.1234
Upper Lim.	0.1746	0.1	0.14	0.08963	0.1	0.1	0.1204	0.16
Lower Lim.	0.1319	0.063	0.09	0.05551	0.081	0.066	0.06505	0.12

ND substitution: RL or RL/2 if <15% NDs.

Confidence Interval

Constituent: Fluoride (mg/L) Analysis Run 4/14/2026 1:46 PM View: Appendix IV Confidence Intervals

Plant Bowen Client: Southern Company Data: Bowen AP-1

	BGWC-18	BGWC-19	BGWC-20	BGWC-21	BGWC-22	BGWC-23	BGWC-24	BGWC-25
6/8/2016	0.1 (J)	<0.1	0.09 (J)	<0.1	0.43			0.14 (J)
6/9/2016						0.12 (J)	<0.1	
8/12/2016	0.39	0.2 (J)	0.04 (J)					
8/15/2016								0.08 (J)
8/18/2016				0.09 (J)	0.3 (J)	0.08 (J)	0.24 (J)	
10/7/2016	0.16 (J)	0.07 (J)						
10/10/2016			0.06 (J)	0.04 (J)	0.32	0.09 (J)	0.3	0.1 (J)
12/6/2016	0.32							
12/7/2016		0.09 (J)	0.07 (J)			0.08 (J)	0.05 (J)	
12/8/2016				0.08 (J)	0.26 (J)			0.06 (J)
2/16/2017	0.38	0.6						
2/17/2017			0.06 (J)	0.08 (J)	0.39			
2/20/2017						0.09 (J)	0.65	0.16 (J)
4/19/2017	0.08 (J)	0.09 (J)	0.005 (J)	0.04 (J)		0.03 (J)	0.21 (J)	
4/20/2017					0.34			0.02 (J)
6/1/2017	0.09 (J)	0.05 (J)	0.65	0.03 (J)				0.04 (J)
6/5/2017					0.29 (J)	<0.1	0.05 (J)	
7/14/2017	0.06 (J)	0.08 (J)						
7/17/2017						0.09 (J)	2.5	0.07 (J)
7/18/2017			0.36	0.08 (J)				
7/19/2017					0.33			
10/11/2017	0.14 (J)	0.11 (J)	<0.1			0.09 (J)	1.8	0.11 (J)
10/12/2017				0.12 (J)	0.31			
3/27/2018	<0.1	<0.1						
3/28/2018			<0.1	<0.1				<0.1
3/29/2018					0.58	<0.1	2	
6/13/2018			0.038 (J)			0.71	3.1	
6/14/2018	0.095 (J)			<0.1	0.15 (J)			<0.1
6/15/2018		0.07 (J)						
10/18/2018	0.054 (J)							
10/19/2018		0.17 (J)		<0.1				
10/22/2018			<0.1		0.78	0.81	3.1	<0.1
2/27/2019	<0.1		0.13 (J)					
3/1/2019		0.14 (J)			0.34	0.38	1	0.12 (J)
4/2/2019	0.044 (J)							
4/3/2019		0.051 (J)	0.072 (J)	0.032 (J)	0.23 (J)	0.1 (J)	3	
4/4/2019								<0.1
5/2/2019					1.4			
9/26/2019	0.052 (J)	<0.1	<0.1					
9/27/2019					1	0.54		
9/30/2019				0.066 (J)			1.2	0.065 (J)
2/24/2020	<0.1	0.05 (J)	<0.1					
2/25/2020					0.24 (J)	0.066 (J)		
2/26/2020				<0.1			0.064 (J)	<0.1
3/20/2020	<0.1	<0.1		<0.1	0.23 (J)			
3/23/2020			<0.1			0.056 (J)		
3/24/2020								<0.1
3/25/2020							0.056 (J)	
9/24/2020	0.058 (J)			<0.1	0.24	0.062 (J)		
9/25/2020							0.054 (J)	
9/28/2020		<0.1	<0.1					<0.1
2/18/2021	<0.1	<0.1	<0.1					

ND substitution: RL or RL/2 if <15% NDs.

Confidence Interval

Constituent: Fluoride (mg/L) Analysis Run 4/14/2026 1:46 PM View: Appendix IV Confidence Intervals

Plant Bowen Client: Southern Company Data: Bowen AP-1

	BGWC-18	BGWC-19	BGWC-20	BGWC-21	BGWC-22	BGWC-23	BGWC-24	BGWC-25
2/19/2021				<0.1	0.2	<0.1	0.14	
2/23/2021								<0.1
3/24/2021	<0.1							
3/26/2021		0.053 (J)				0.054 (J)	0.095 (J)	<0.1
3/29/2021			<0.1	<0.1	0.22			
7/19/2021					0.24	0.065 (J)	0.13	
8/19/2021	<0.1							<0.1
8/20/2021		<0.1	<0.1	<0.1				
8/23/2021					0.23	<0.1	0.12	
11/1/2021					0.25	0.068 (J)	0.15	
2/14/2022						<0.1		
2/15/2022					0.24		<0.1	
2/16/2022	<0.1	<0.1	<0.1	<0.1				<0.1
7/27/2022	0.081 (J)	0.071 (J)	0.062 (J)					0.051 (J)
7/28/2022				<0.1				
8/1/2022						0.07 (J)		
8/2/2022					0.19		0.097 (J)	
10/21/2022							0.14	
1/26/2023	0.056 (J)							
1/27/2023		0.077 (J)		<0.1				0.053 (J)
1/30/2023			0.064 (J)					
2/1/2023							0.18	
2/2/2023						0.074 (J)		
2/7/2023					0.26			
8/17/2023	0.056 (J)							<0.1
8/18/2023		0.077 (J)	0.068 (J)					
8/22/2023					0.23			
8/23/2023				<0.1		<0.1		
8/25/2023							0.15	
1/30/2024							0.13	
2/2/2024	<0.1	0.069 (J)						
2/5/2024			0.056 (J)	<0.1				<0.1
2/8/2024					0.19	0.059 (J)		
8/19/2024	0.081 (J)	<0.1						
8/20/2024			0.072 (J)					0.055 (J)
8/21/2024					0.22		0.17	
8/22/2024				<0.1		<0.1		
2/6/2025			0.077 (J)					
2/7/2025	0.074 (J)	0.083 (J)						
2/10/2025				0.078 (J)				0.066 (J)
2/11/2025						0.056 (J)	0.17	
2/13/2025					0.29			
8/5/2025	0.077 (J)							
8/6/2025		0.076 (J)						
8/7/2025			0.061 (J)		0.27			<0.1
8/11/2025				<0.1		0.074 (J)	0.19	
2/2/2026							0.15	
2/4/2026	0.057 (J)			<0.1				<0.1
2/5/2026		0.065 (J)	0.063 (J)					
2/6/2026						<0.1		
2/10/2026					0.25			
Mean	0.1135	0.1081	0.1066	0.08745	0.3467	0.1473	0.6511	0.08967

ND substitution: RL or RL/2 if <15% NDs.

Confidence Interval

Constituent: Fluoride (mg/L) Analysis Run 4/14/2026 1:46 PM View: Appendix IV Confidence Intervals

Plant Bowen Client: Southern Company Data: Bowen AP-1

	BGWC-18	BGWC-19	BGWC-20	BGWC-21	BGWC-22	BGWC-23	BGWC-24	BGWC-25
Std. Dev.	0.089	0.09854	0.1176	0.02352	0.2549	0.1882	0.9858	0.02901
Upper Lim.	0.1	0.1	0.1	0.1	0.32	0.1	0.3	0.1
Lower Lim.	0.074	0.071	0.063	0.08	0.23	0.068	0.12	0.07

Confidence Interval

Constituent: Fluoride (mg/L) Analysis Run 4/14/2026 1:46 PM View: Appendix IV Confidence Intervals

Plant Bowen Client: Southern Company Data: Bowen AP-1

	BGWC-30	BGWC-31	BGWC-32	BGWC-34D	BGWC-35D	BGWC-36D	BGWC-38D	BGWC-40
1/23/2017	0.06 (J)							
2/7/2017	0.09 (J)							
3/27/2017	0.09 (J)							
4/17/2017	0.36							
5/22/2017	0.05 (J)							
6/5/2017	0.32							
7/11/2017	0.13 (J)							
8/23/2017	0.17 (J)							
10/10/2017	0.35							
3/26/2018	0.75							
6/15/2018	0.51							
10/17/2018						<0.3		
10/18/2018		<0.1						
10/19/2018				<0.1				
10/22/2018	0.44		0.65		0.91			
3/1/2019	0.24 (J)							
4/2/2019	0.68					0.44		
4/4/2019		<0.1		0.035 (J)	0.26 (J)			
4/5/2019			0.66					
5/3/2019			1.3					
9/24/2019		<0.1		<0.1				
9/26/2019			0.15 (J)		0.11 (J)			
9/27/2019	0.13 (J)					0.26 (J)		
11/15/2019			0.51					
12/16/2019								0.13 (J)
2/25/2020					0.14 (J)			
2/26/2020	0.057 (J)	<0.1				0.13 (J)		
2/27/2020			0.13 (J)	<0.1			0.55	
2/28/2020								0.062 (J)
3/23/2020	0.054 (J)	<0.1				0.13 (J)		
3/24/2020			0.13 (J)	<0.1			0.61	
3/25/2020					0.17 (J)			<0.1
9/2/2020							0.47	
9/25/2020	<0.1		0.097 (J)		0.17			
9/28/2020		<0.1		<0.1		0.1		
9/29/2020								<0.1
2/19/2021				<0.1				
2/22/2021		<0.1			0.21			<0.1
2/23/2021			0.13					
3/8/2021	<0.1					0.14		
3/9/2021							0.67	
3/25/2021	<0.1					0.12		
3/26/2021					0.13			
3/29/2021		<0.1					0.73	
3/30/2021			0.14	<0.1				0.06 (J)
7/20/2021	<0.1							
8/19/2021	<0.1						0.4	
8/20/2021		<0.1			0.22			
8/23/2021						0.11		
8/24/2021				<0.1				0.076 (J)
8/25/2021			0.15					
11/1/2021	0.055 (J)						0.32	

ND substitution: RL or RL/2 if <15% NDs.

Confidence Interval

Constituent: Fluoride (mg/L) Analysis Run 4/14/2026 1:46 PM View: Appendix IV Confidence Intervals

Plant Bowen Client: Southern Company Data: Bowen AP-1

	BGWC-30	BGWC-31	BGWC-32	BGWC-34D	BGWC-35D	BGWC-36D	BGWC-38D	BGWC-40
2/14/2022	0.075 (J)					0.12	0.34	
2/16/2022		<0.1	0.13	<0.1				0.068 (J)
2/17/2022					0.21			
7/28/2022		<0.1		0.053 (J)	0.23			0.092 (J)
7/29/2022			0.16			0.14		
8/1/2022	0.09 (J)							
8/2/2022							0.46	
1/27/2023		<0.1						
1/30/2023				0.06 (J)	0.17			
1/31/2023			0.13					0.084 (J)
2/1/2023	0.092 (J)					0.13		
2/7/2023							0.11	
8/18/2023		<0.1	0.14	0.052 (J)				0.089 (J)
8/21/2023	0.065 (J)					0.11	0.12	
8/24/2023					0.1			
1/30/2024						0.096 (J)		
2/2/2024		<0.1						
2/5/2024				<0.1				
2/6/2024	0.073 (J)						0.25	
2/7/2024					0.15			0.072 (J)
2/8/2024			0.12					
8/19/2024		0.051 (J)						
8/20/2024				0.057 (J)		0.13		0.078 (J)
8/21/2024			0.13					
8/22/2024	0.087 (J)				0.15		0.58	
2/5/2025						0.14		
2/6/2025		0.055 (J)		0.065 (J)				
2/10/2025	0.091 (J)							0.085 (J)
2/11/2025					0.16		0.61	
2/12/2025			0.14					
8/5/2025	0.073 (J)							
8/6/2025							0.4	
8/7/2025				<0.1		0.14		
8/8/2025		<0.1						0.059 (J)
8/11/2025					0.14			
8/12/2025			0.089 (J)					
2/4/2026				<0.1				
2/5/2026		<0.1				0.11		0.058 (J)
2/6/2026			0.085 (J)		0.11			
2/9/2026	0.089 (J)						0.59	
Mean	0.1803	0.09478	0.2586	0.08456	0.2078	0.1498	0.4506	0.08206
Std. Dev.	0.1845	0.01521	0.3027	0.02316	0.1808	0.08052	0.1868	0.01962
Upper Lim.	0.17	0.1	0.16	0.1	0.22	0.15	0.5722	0.08866
Lower Lim.	0.075	0.055	0.12	0.057	0.13	0.11	0.3291	0.06556

ND substitution: RL or RL/2 if <15% NDs.

Confidence Interval

Constituent: Fluoride (mg/L) Analysis Run 4/14/2026 1:46 PM View: Appendix IV Confidence Intervals

Plant Bowen Client: Southern Company Data: Bowen AP-1

	BGWC-43D	BGWC-49D	BGWC-50D	BGWC-51	BGWC-52	BGWC-53D	PZ-7
5/4/2020	0.93						
5/20/2020	0.78						
9/3/2020	0.87						
1/28/2021				0.17	0.1		
2/23/2021				0.087 (J)	0.073 (J)		
3/8/2021	0.9						
3/29/2021	1						
3/30/2021				0.11	0.12		
4/19/2021		0.055 (J)	0.078 (J)				
7/20/2021	1.2						
8/18/2021			<0.1				
8/23/2021	1.2			0.084 (J)	0.093 (J)		
8/24/2021		<0.1					
2/9/2022			0.08 (J)				
2/14/2022				0.13	0.1		
2/15/2022	0.89						
2/17/2022		<0.1					
4/28/2022							<0.1
7/26/2022			0.12				
7/28/2022					0.14		
8/1/2022	0.86	0.087 (J)		0.16			
8/2/2022							0.055 (J)
1/25/2023			0.16				
1/31/2023				0.15	0.14		
2/1/2023		0.085 (J)					
2/2/2023							<0.1
2/7/2023	0.97						
8/15/2023			0.14				
8/21/2023				0.14			
8/22/2023		<0.1			0.098 (J)		
8/23/2023	1.1						
1/30/2024	0.82						
1/31/2024			0.12				
2/5/2024				0.13	0.085 (J)		
2/6/2024		0.063 (J)					
8/16/2024			0.085 (J)				
8/20/2024				0.18	0.14		
8/21/2024	0.81	0.074 (J)					
8/22/2024							0.071 (J)
12/3/2024						0.057 (J)	
2/5/2025			0.15				
2/6/2025				0.19			
2/7/2025					0.14		0.062 (J)
2/10/2025		0.087 (J)					
2/11/2025	0.89						
2/12/2025						0.076 (J)	
7/31/2025			0.076 (J)				
8/6/2025		0.061 (J)					
8/7/2025	0.94						
8/8/2025						0.076 (J)	
8/11/2025					0.13		0.051 (J)
8/13/2025				0.18			

ND substitution: RL or RL/2 if <15% NDs.

Confidence Interval

Constituent: Fluoride (mg/L) Analysis Run 4/14/2026 1:46 PM View: Appendix IV Confidence Intervals

Plant Bowen Client: Southern Company Data: Bowen AP-1

	BGWC-43D	BGWC-49D	BGWC-50D	BGWC-51	BGWC-52	BGWC-53D	PZ-7
2/3/2026			0.096 (J)				
2/4/2026						0.084 (J)	<0.1
2/5/2026				0.16	0.14		
2/6/2026	0.94						
2/9/2026		0.065 (J)					
Mean	0.9438	0.07973	0.105	0.1439	0.1153	0.07325	0.077
Std. Dev.	0.1265	0.01691	0.03525	0.03457	0.0246	0.01147	0.02239
Upper Lim.	1.026	0.07902	0.1344	0.1696	0.14	0.09929	0.06879
Lower Lim.	0.8615	0.06027	0.07563	0.1182	0.085	0.04721	0.05108

ND substitution: RL or RL/2 if <15% NDs.

Confidence Interval

Constituent: Lead (mg/L) Analysis Run 4/14/2026 1:46 PM View: Appendix IV Confidence Intervals

Plant Bowen Client: Southern Company Data: Bowen AP-1

	BGWC-8	BGWC-9	BGWC-10	BGWC-12	BGWC-14A	BGWC-16	BGWC-17	BGWC-18
6/6/2016		<0.001						
6/7/2016	<0.001		<0.001	<0.001		<0.001	<0.001	
6/8/2016								<0.001
8/10/2016	<0.001							
8/11/2016		<0.001				<0.001	<0.001	
8/12/2016				0.0001 (J)				0.0001 (J)
8/16/2016			<0.001					
10/4/2016	<0.001							
10/5/2016		0.0005 (J)						
10/6/2016				0.0002 (J)				
10/7/2016			<0.001			<0.001	<0.001	<0.001
12/2/2016	<0.001							
12/5/2016		0.0002 (J)		0.0003 (J)				
12/6/2016			<0.001			<0.001	<0.001	0.0001 (J)
2/14/2017	<0.001							
2/15/2017		<0.001		<0.001				
2/16/2017			<0.001			<0.001	<0.001	0.0002 (J)
4/14/2017	<0.001							
4/17/2017		0.0001 (J)						
4/18/2017			<0.001	<0.001		<0.001		
4/19/2017							<0.001	0.0001 (J)
5/26/2017	0.0003 (J)	0.0001 (J)						
5/30/2017						0.0001 (J)	<0.001	
6/1/2017								9E-05 (J)
6/2/2017			<0.001	0.0001 (J)				
7/10/2017	<0.001							
7/11/2017		<0.001						
7/12/2017			<0.001					
7/13/2017				0.0001 (J)				
7/14/2017						0.0002 (J)	<0.001	0.0001 (J)
3/26/2018	<0.001							
3/27/2018		<0.001	<0.001			<0.001	<0.001	<0.001
3/28/2018				<0.001				
2/25/2019	<0.001					<0.001		
2/27/2019							<0.001	<0.001
2/28/2019			<0.001	<0.001				
4/1/2019	<0.001	9.2E-05 (J)		<0.001				
4/2/2019			<0.001			<0.001	<0.001	8.1E-05 (J)
9/24/2019	<0.001	5.6E-05 (J)						
9/25/2019			0.00019 (J)	0.00063 (J)				
9/26/2019						0.00034 (J)	<0.001	<0.001
2/19/2020	0.00014 (J)							
2/20/2020		8.2E-05 (J)	0.00014 (J)			0.00014 (J)		
2/24/2020				<0.001			7.9E-05 (J)	<0.001
3/18/2020	<0.001							
3/19/2020		6.3E-05 (J)		<0.001		0.00013 (J)	<0.001	
3/20/2020								<0.001
3/23/2020			<0.001					
5/22/2020					7.3E-05 (J)			
6/23/2020					<0.001			
7/28/2020					<0.001			
9/2/2020					<0.001			

ND substitution: RL or RL/2 if <15% NDs.

Confidence Interval

Constituent: Lead (mg/L) Analysis Run 4/14/2026 1:46 PM View: Appendix IV Confidence Intervals

Plant Bowen Client: Southern Company Data: Bowen AP-1

	BGWC-8	BGWC-9	BGWC-10	BGWC-12	BGWC-14A	BGWC-16	BGWC-17	BGWC-18
9/23/2020	<0.001							
9/24/2020		<0.001	<0.001			0.00021 (J)	<0.001	<0.001
9/25/2020				<0.001				
10/1/2020					6.2E-05 (J)			
11/10/2020					0.00011 (J)			
12/15/2020					5.6E-05 (J)			
1/20/2021					<0.001			
2/16/2021	0.0001 (J)							
2/17/2021		7.5E-05 (J)						
2/18/2021			<0.001		<0.001	0.00013 (J)	<0.001	<0.001
2/19/2021				8.7E-05 (J)				
3/24/2021	0.00015 (J)	<0.001		0.00013 (J)	<0.001	8E-05 (J)	<0.001	<0.001
3/30/2021			<0.001					
8/18/2021	<0.001	<0.001	<0.001	<0.001	<0.001	<0.001		
8/19/2021							<0.001	<0.001
2/9/2022					<0.001			
2/10/2022	<0.001	<0.001						
2/11/2022			<0.001	<0.001		<0.001	<0.001	
2/16/2022								<0.001
7/26/2022	<0.001	<0.001			<0.001			
7/27/2022				<0.001		<0.001	<0.001	<0.001
7/28/2022			<0.001					
1/26/2023	<0.001	<0.001		<0.001	<0.001	<0.001	<0.001	<0.001
1/27/2023			<0.001					
8/16/2023	<0.001			<0.001	<0.001			
8/17/2023		<0.001	<0.001			0.00041 (J)	<0.001	<0.001
2/1/2024	<0.001	<0.001	<0.001	<0.001	<0.001	0.00055 (J)	<0.001	
2/2/2024								<0.001
8/16/2024	<0.001				<0.001			
8/19/2024		<0.001		<0.001		0.00021 (J)	<0.001	<0.001
8/20/2024			<0.001					
2/5/2025	<0.001	<0.001		<0.001	<0.001			
2/6/2025			<0.001			0.00027 (J)		
2/7/2025							<0.001	<0.001
7/31/2025	<0.001							
8/4/2025		<0.001		<0.001	<0.001			
8/5/2025			<0.001			0.0003 (J)	<0.001	<0.001
2/3/2026	<0.001	<0.001		<0.001				
2/4/2026			<0.001		<0.001	0.00029 (J)	<0.001	<0.001
Mean	0.0008774	0.0007026	0.0009381	0.0007647	0.0008151	0.0006059	0.0009659	0.0007693
Std. Dev.	0.000301	0.0004244	0.000223	0.0003819	0.0003796	0.000398	0.0001772	0.0003979
Upper Lim.	0.001	0.001	0.001	0.001	0.001	0.001	0.001	0.001
Lower Lim.	0.0003	0.0001	0.00019	0.0003	0.00011	0.00021	7.9E-05	0.0002

ND substitution: RL or RL/2 if <15% NDs.

Confidence Interval

Constituent: Lead (mg/L) Analysis Run 4/14/2026 1:46 PM View: Appendix IV Confidence Intervals

Plant Bowen Client: Southern Company Data: Bowen AP-1

	BGWC-19	BGWC-20	BGWC-21	BGWC-22	BGWC-23	BGWC-24	BGWC-25	BGWC-30
6/8/2016	<0.001	<0.001	<0.001	<0.001			<0.001	
6/9/2016					<0.001	0.00059 (J)		
8/12/2016	<0.001	<0.001						
8/15/2016							0.0005 (J)	
8/18/2016			<0.001	<0.001	<0.001	<0.001		
10/7/2016	<0.001							
10/10/2016		<0.001	<0.001	<0.001	<0.001	<0.001	<0.001	
12/7/2016	<0.001	<0.001			<0.001	<0.001		
12/8/2016			<0.001	<0.001			0.0006 (J)	
1/23/2017								0.0003 (J)
2/7/2017								0.0002 (J)
2/16/2017	<0.001							
2/17/2017		<0.001	<0.001	<0.001				
2/20/2017					<0.001	<0.001	0.0004 (J)	
3/27/2017								8E-05 (J)
4/17/2017								<0.001
4/19/2017	0.0006 (J)	<0.001	<0.001		<0.001	<0.001		
4/20/2017				<0.001			0.0002 (J)	
5/22/2017								<0.001
6/1/2017	<0.001	0.0001 (J)	<0.001				7E-05 (J)	
6/5/2017				<0.001	<0.001	7E-05 (J)		<0.001
7/11/2017								8E-05 (J)
7/14/2017	<0.001							
7/17/2017					<0.001	<0.001	<0.001	
7/18/2017		<0.001	<0.001					
7/19/2017				<0.001				
8/23/2017								<0.001
3/26/2018								<0.001
3/27/2018	<0.001							
3/28/2018		<0.001	<0.001				<0.001	
3/29/2018				<0.001	<0.001	<0.001		
2/27/2019		<0.001						
3/1/2019	<0.001			0.00033 (J)	<0.001	<0.001	<0.001	<0.001
4/2/2019								<0.001
4/3/2019	<0.001	<0.001	6.8E-05 (J)	<0.001	<0.001	<0.001		
4/4/2019							<0.001	
9/26/2019	<0.001	<0.001						
9/27/2019				5.4E-05 (J)	<0.001			0.00018 (J)
9/30/2019			7.3E-05 (J)			<0.001	<0.001	
2/24/2020	<0.001	<0.001						
2/25/2020				<0.001	<0.001			
2/26/2020			5.3E-05 (J)			<0.001	<0.001	0.00035 (J)
3/20/2020	<0.001		6E-05 (J)	<0.001				
3/23/2020		<0.001			<0.001			0.00011 (J)
3/24/2020							<0.001	
3/25/2020						5.4E-05 (J)		
9/24/2020			5E-05 (J)	0.00014 (J)	0.00014 (J)			
9/25/2020						0.0001 (J)		0.00016 (J)
9/28/2020	3.8E-05 (J)	8.3E-05 (J)					5.1E-05 (J)	
2/18/2021	<0.001	<0.001						
2/19/2021			8.7E-05 (J)	0.00011 (J)	<0.001	4.3E-05 (J)		
2/23/2021							7.4E-05 (J)	

ND substitution: RL or RL/2 if <15% NDs.

Confidence Interval

Constituent: Lead (mg/L) Analysis Run 4/14/2026 1:46 PM View: Appendix IV Confidence Intervals

Plant Bowen Client: Southern Company Data: Bowen AP-1

	BGWC-19	BGWC-20	BGWC-21	BGWC-22	BGWC-23	BGWC-24	BGWC-25	BGWC-30
3/8/2021								0.00018 (J)
3/25/2021								0.00015 (J)
3/26/2021	<0.001				0.00031 (J)	7.1E-05 (J)	0.00013 (J)	
3/29/2021		<0.001	9.4E-05 (J)	6.1E-05 (J)				
8/19/2021							<0.001	<0.001
8/20/2021	<0.001	<0.001	<0.001					
8/23/2021				<0.001	<0.001	<0.001		
2/14/2022					<0.001			<0.001
2/15/2022				<0.001		<0.001		
2/16/2022	<0.001	<0.001	<0.001				<0.001	
7/27/2022	<0.001	<0.001					<0.001	
7/28/2022			<0.001					
8/1/2022					<0.001			<0.001
8/2/2022				<0.001		<0.001		
10/21/2022						<0.001		
1/27/2023	<0.001		<0.001				<0.001	
1/30/2023		<0.001						
2/1/2023						<0.001		<0.001
2/2/2023					<0.001			
2/7/2023				<0.001				
8/17/2023							<0.001	
8/18/2023	<0.001	<0.001						
8/21/2023								0.00017 (J)
8/22/2023				0.00014 (J)				
8/23/2023			<0.001		<0.001			
8/25/2023						<0.001		
1/30/2024						<0.001		
2/2/2024	0.00018 (J)							
2/5/2024		<0.001	<0.001				<0.001	
2/6/2024								<0.001
2/8/2024				<0.001	<0.001			
8/19/2024	<0.001							
8/20/2024		<0.001					<0.001	
8/21/2024				<0.001		<0.001		
8/22/2024			<0.001		<0.001			<0.001
2/6/2025		<0.001						
2/7/2025	<0.001							
2/10/2025			<0.001				<0.001	<0.001
2/11/2025					<0.001	<0.001		
2/13/2025				<0.001				
8/5/2025								<0.001
8/6/2025	<0.001							
8/7/2025		<0.001		<0.001			<0.001	
8/11/2025			<0.001		<0.001	<0.001		
2/2/2026						<0.001		
2/4/2026			<0.001				<0.001	
2/5/2026	<0.001	<0.001						
2/6/2026					<0.001			
2/9/2026								<0.001
2/10/2026				<0.001				
Mean	0.0009192	0.0009327	0.0007494	0.0008087	0.0009426	0.0008189	0.0007787	0.0006652
Std. Dev.	0.0002466	0.0002425	0.0004211	0.0003674	0.0002082	0.000365	0.0003652	0.0004148

ND substitution: RL or RL/2 if <15% NDs.

Confidence Interval

Constituent: Lead (mg/L) Analysis Run 4/14/2026 1:46 PM View: Appendix IV Confidence Intervals

Plant Bowen Client: Southern Company Data: Bowen AP-1

	BGWC-19	BGWC-20	BGWC-21	BGWC-22	BGWC-23	BGWC-24	BGWC-25	BGWC-30
Upper Lim.	0.001	0.001	0.001	0.001	0.001	0.001	0.001	0.001
Lower Lim.	0.0006	0.0001	9.4E-05	0.00033	0.00031	0.00059	0.0005	0.00018

Confidence Interval

Constituent: Lead (mg/L) Analysis Run 4/14/2026 1:46 PM View: Appendix IV Confidence Intervals

Plant Bowen Client: Southern Company Data: Bowen AP-1

	BGWC-31	BGWC-32	BGWC-34D	BGWC-35D	BGWC-36D	BGWC-38D	BGWC-40	BGWC-43D
4/2/2019					0.00067 (J)			
4/4/2019	0.00065 (J)		5.4E-05 (J)	0.00023 (J)				
4/5/2019		<0.001						
9/24/2019	0.0004 (J)		<0.001					
9/26/2019		<0.001		6.9E-05 (J)				
9/27/2019					0.0005 (J)			
2/25/2020				0.00025 (J)				
2/26/2020	7.6E-05 (J)				0.00033 (J)			
2/27/2020		<0.001	<0.001			0.00025 (J)		
2/28/2020							0.00014 (J)	
3/23/2020	0.00028 (J)				0.00014 (J)			
3/24/2020		<0.001	<0.001			0.00016 (J)		
3/25/2020				0.00018 (J)			0.00017 (J)	
9/2/2020						0.00022 (J)		
9/3/2020								0.00012 (J)
9/25/2020		0.00011 (J)		0.00037 (J)				
9/28/2020	0.0013 (J)		<0.001		0.00017 (J)			
9/29/2020							0.00024 (J)	
2/19/2021			<0.001					
2/22/2021	0.00045 (J)			0.00011 (J)			0.00014 (J)	
2/23/2021		7.2E-05 (J)						
3/8/2021					0.00011 (J)			<0.001
3/9/2021						<0.001		
3/25/2021					<0.001			
3/26/2021				<0.005				
3/29/2021	0.00061 (J)					<0.001		<0.001
3/30/2021		<0.001	<0.001				0.00018 (J)	
8/19/2021						<0.001		
8/20/2021	<0.001			<0.005				
8/23/2021					<0.001			<0.001
8/24/2021			<0.001				<0.001	
8/25/2021		<0.001						
2/14/2022					<0.001	<0.001		
2/15/2022								<0.001
2/16/2022	<0.001	<0.001	<0.001				<0.001	
2/17/2022				<0.005				
7/28/2022	<0.001		<0.001	<0.005			<0.001	
7/29/2022		<0.001			<0.001			
8/1/2022								<0.001
8/2/2022						<0.001		
1/27/2023	<0.001							
1/30/2023			<0.001	<0.005				
1/31/2023		<0.001					<0.001	
2/1/2023					<0.001			
2/7/2023						<0.001		<0.001
8/18/2023	0.00024 (J)	<0.001	<0.001				<0.001	
8/21/2023					<0.001	0.00014 (J)		
8/23/2023								<0.001
8/24/2023				<0.005				
1/30/2024					<0.001			<0.001
2/2/2024	0.00043 (J)							
2/5/2024			<0.001					

ND substitution: RL or RL/2 if <15% NDs.

Confidence Interval

Constituent: Lead (mg/L) Analysis Run 4/14/2026 1:46 PM View: Appendix IV Confidence Intervals

Plant Bowen Client: Southern Company Data: Bowen AP-1

	BGWC-31	BGWC-32	BGWC-34D	BGWC-35D	BGWC-36D	BGWC-38D	BGWC-40	BGWC-43D
2/6/2024						<0.001		
2/7/2024				<0.005			<0.001	
2/8/2024		<0.001						
8/19/2024	0.00019 (J)							
8/20/2024			<0.001		<0.001		<0.001	
8/21/2024		<0.001						<0.001
8/22/2024				<0.005		<0.001		
2/5/2025					<0.001			
2/6/2025	<0.001		<0.001					
2/10/2025							<0.001	
2/11/2025				<0.005		<0.001		<0.001
2/12/2025		<0.001						
8/6/2025						<0.001		
8/7/2025			<0.001		<0.001			<0.001
8/8/2025	<0.001						<0.001	
8/11/2025				<0.005				
8/12/2025		<0.001						
2/4/2026			<0.001					
2/5/2026	<0.001				<0.001		<0.001	
2/6/2026		<0.001		<0.005				<0.001
2/9/2026						<0.001		
Mean	0.0006839	0.0008931	0.0009444	0.003306	0.00076	0.0007847	0.0007247	0.0009323
Std. Dev.	0.0003758	0.000302	0.0002294	0.002364	0.0003579	0.0003704	0.0004036	0.0002441
Upper Lim.	0.0005568	0.001	0.001	0.005	0.001	0.001	0.001	0.001
Lower Lim.	0.0002417	0.00011	5.4E-05	0.00023	0.00033	0.00022	0.00017	0.00012

ND substitution: RL or RL/2 if <15% NDs.

Confidence Interval

Constituent: Lead (mg/L) Analysis Run 4/14/2026 1:46 PM View: Appendix IV Confidence Intervals

Plant Bowen Client: Southern Company Data: Bowen AP-1

	BGWC-49D	BGWC-50D	BGWC-51	BGWC-52
1/28/2021			0.00016 (J)	5.4E-05 (J)
2/23/2021			0.00015 (J)	0.0001 (J)
3/30/2021			0.00022 (J)	0.00011 (J)
4/19/2021	4.4E-05 (J)	0.00014 (J)		
8/18/2021		<0.001		
8/23/2021			<0.001	<0.001
8/24/2021	<0.001			
2/9/2022		<0.001		
2/14/2022			<0.001	<0.001
2/17/2022	<0.001			
7/26/2022		<0.001		
7/28/2022				<0.001
8/1/2022	<0.001		<0.001	
1/25/2023		<0.001		
1/31/2023			<0.001	<0.001
2/1/2023	<0.001			
8/15/2023		<0.001		
8/21/2023			<0.001	
8/22/2023	<0.001			<0.001
1/31/2024		<0.001		
2/5/2024			<0.001	<0.001
2/6/2024	<0.001			
8/16/2024		<0.001		
8/20/2024			<0.001	<0.001
8/21/2024	<0.001			
2/5/2025		<0.001		
2/6/2025			<0.001	
2/7/2025				<0.001
2/10/2025	<0.001			
7/31/2025		<0.001		
8/6/2025	<0.001			
8/11/2025				<0.001
8/13/2025			<0.001	
2/3/2026		<0.001		
2/5/2026			<0.001	<0.001
2/9/2026	<0.001			
Mean	0.0009131	0.0009218	0.00081	0.0007895
Std. Dev.	0.0002882	0.0002593	0.0003614	0.0004001
Upper Lim.	0.001	0.001	0.001	0.001
Lower Lim.	0.001	0.001	0.00016	0.0001

ND substitution: RL or RL/2 if <15% NDs.

Confidence Interval

Constituent: Lithium (mg/L) Analysis Run 4/14/2026 1:46 PM View: Appendix IV Confidence Intervals

Plant Bowen Client: Southern Company Data: Bowen AP-1

	BGWC-7	BGWC-8	BGWC-9	BGWC-10	BGWC-12	BGWC-14A	BGWC-16	BGWC-17
6/6/2016			<0.03					
6/7/2016		<0.002		0.0065	<0.03		<0.002	<0.002
6/8/2016	0.0079							
8/10/2016		<0.002						
8/11/2016	0.0093 (J)		<0.03				<0.002	<0.002
8/12/2016					<0.03			
8/16/2016				<0.03				
10/4/2016		<0.002						
10/5/2016			<0.03					
10/6/2016	0.0102 (J)				<0.03			
10/7/2016				<0.03			<0.002	<0.002
12/2/2016		<0.002						
12/5/2016			<0.03		<0.03			
12/6/2016	0.0094 (J)			<0.03			<0.002	<0.002
2/14/2017		<0.002						
2/15/2017	<0.05		<0.03		<0.03			
2/16/2017				<0.03			<0.002	<0.002
4/14/2017		<0.002						
4/17/2017			0.0013 (J)					
4/18/2017	0.0086 (J)			0.0011 (J)	<0.03		<0.002	
4/19/2017								<0.002
5/26/2017		<0.002	0.0013 (J)					
5/30/2017							<0.002	<0.002
6/2/2017	0.0102 (J)			0.0011 (J)	<0.03			
7/10/2017		<0.002						
7/11/2017			<0.03					
7/12/2017				<0.03				
7/13/2017					<0.03			
7/14/2017	0.0092 (J)						<0.002	<0.002
3/26/2018		<0.002						
3/27/2018	0.0087 (J)		0.0014 (J)	0.0025 (J)			<0.002	<0.002
3/28/2018					<0.03			
6/12/2018		<0.002	0.0012 (J)				<0.002	
6/13/2018	0.0084 (J)							
6/14/2018				0.0011 (J)	<0.03			<0.002
10/16/2018		0.001 (J)						
10/17/2018			<0.03		<0.03			<0.002
10/18/2018	0.0083 (J)			0.0016 (J)			<0.002	
2/25/2019		<0.002					<0.002	
2/27/2019								<0.002
2/28/2019	0.0086 (J)			0.0017 (J)	0.0011 (J)			
4/1/2019		<0.002	0.0012 (J)		0.00078 (J)			
4/2/2019	0.0073 (J)			0.0012 (J)			0.00049 (J)	0.00069 (J)
9/24/2019	0.0083 (J)	<0.002	0.0011 (J)					
9/25/2019				<0.03	0.001 (J)			
9/26/2019							<0.002	<0.002
2/19/2020		<0.002						
2/20/2020			0.002 (J)	0.00093 (J)			<0.002	
2/21/2020	0.0088 (J)							
2/24/2020					0.00091 (J)			<0.002
3/18/2020		<0.002						
3/19/2020	0.0097 (J)		0.0019 (J)		0.00097 (J)		<0.002	<0.002

ND substitution: RL or RL/2 if <15% NDs.

Confidence Interval

Constituent: Lithium (mg/L) Analysis Run 4/14/2026 1:46 PM View: Appendix IV Confidence Intervals

Plant Bowen Client: Southern Company Data: Bowen AP-1

	BGWC-7	BGWC-8	BGWC-9	BGWC-10	BGWC-12	BGWC-14A	BGWC-16	BGWC-17
3/23/2020				0.00084 (J)				
5/22/2020						<0.03		
6/23/2020						<0.03		
7/28/2020						<0.03		
9/2/2020						0.00095 (J)		
9/23/2020		<0.002						
9/24/2020			0.0011 (J)	0.0013 (J)			<0.002	<0.002
9/25/2020	0.0065 (J)				0.001 (J)			
10/1/2020						0.00095 (J)		
11/10/2020						<0.03		
12/15/2020						0.00091 (J)		
1/20/2021						0.00082 (J)		
2/16/2021		<0.002						
2/17/2021			0.0013 (J)					
2/18/2021	0.0072 (J)			0.0011 (J)		<0.03	<0.002	<0.002
2/19/2021					0.0011 (J)			
3/24/2021		<0.002	0.0014 (J)		0.0012 (J)	<0.03	<0.002	<0.002
3/30/2021	0.0084 (J)			0.00092 (J)				
8/18/2021		<0.002	0.0013 (J)	<0.03	0.0013 (J)	0.00087 (J)	<0.002	
8/19/2021	0.007 (J)							<0.002
2/9/2022						<0.03		
2/10/2022		<0.002	0.0016 (J)					
2/11/2022	0.0074 (J)			0.00079 (J)	0.0011 (J)		<0.002	<0.002
7/26/2022		<0.002	0.0014 (J)			0.0011 (J)		
7/27/2022					0.0014 (J)		<0.002	<0.002
7/28/2022	0.0061 (J)			0.00076 (J)				
1/26/2023	0.0065 (J)	<0.002	0.0018 (J)		0.0013 (J)	0.00077 (J)	<0.002	<0.002
1/27/2023				0.00082 (J)				
8/16/2023		<0.002			0.0016 (J)	0.0016 (J)		
8/17/2023	0.0059 (J)		0.0015 (J)	<0.03			<0.002	<0.002
2/1/2024		<0.002	0.002 (J)	<0.03	<0.03	0.0019 (J)	<0.002	<0.002
2/2/2024	0.0066 (J)							
8/16/2024	0.0057 (J)	<0.002				0.0019 (J)		
8/19/2024			<0.03		0.0017 (J)		<0.002	<0.002
8/20/2024				<0.03				
2/5/2025		<0.002	0.00148 (J)		0.00153 (J)	0.00137 (J)		
2/6/2025	0.0063 (J)			0.00129 (J)			0.00112 (J)	
2/7/2025								<0.002
7/31/2025		<0.002						
8/4/2025			0.00211		0.00222	0.00169 (J)		
8/5/2025	0.005			0.000696 (J)			0.000785 (J)	0.00082 (J)
2/3/2026		<0.002	0.0018 (J)		0.00181 (J)			
2/4/2026	0.00542			0.000801 (J)		0.00166 (J)	<0.002	<0.002
Mean	0.008342	0.001966	0.00965	0.01128	0.01317	0.01132	0.001876	0.001914
Std. Dev.	0.003517	0.0001857	0.01311	0.01386	0.01439	0.01406	0.0003818	0.0003215
Upper Lim.	0.0088	0.002	0.00211	0.03	0.03	0.03	0.002	0.002
Lower Lim.	0.0065	0.001	0.0013	0.00093	0.0012	0.00095	0.00112	0.00082

ND substitution: RL or RL/2 if <15% NDs.

Confidence Interval

Constituent: Lithium (mg/L) Analysis Run 4/14/2026 1:46 PM View: Appendix IV Confidence Intervals

Plant Bowen Client: Southern Company Data: Bowen AP-1

	BGWC-20	BGWC-22	BGWC-23	BGWC-24	BGWC-30	BGWC-32	BGWC-34D	BGWC-35D
6/8/2016	0.016	0.012						
6/9/2016			0.0074	0.0057				
8/12/2016	0.0202 (J)							
8/18/2016		0.0118 (J)	0.0078 (J)	0.0061 (J)				
10/10/2016	0.0194 (J)	0.0137 (J)	0.0093 (J)	0.006 (J)				
12/7/2016	0.0265 (J)		0.0117 (J)	0.0066 (J)				
12/8/2016		0.0154 (J)						
1/23/2017					0.0171 (J)			
2/7/2017					0.0196 (J)			
2/17/2017	0.0253 (J)	0.0125 (J)						
2/20/2017			0.011 (J)	0.0053 (J)				
3/27/2017					0.0192 (J)			
4/17/2017					0.0169 (J)			
4/19/2017	0.0233 (J)		0.0105 (J)	0.0055 (J)				
4/20/2017		0.012 (J)						
5/22/2017					0.0167 (J)			
6/1/2017	0.023 (J)							
6/5/2017		0.0114 (J)	0.0108 (J)	0.0068 (J)	0.0177 (J)			
7/11/2017					0.0203 (J)			
7/17/2017			0.0095 (J)	<0.03				
7/18/2017	0.0207 (J)							
7/19/2017		0.0126 (J)						
8/23/2017					0.0182 (J)			
3/26/2018					0.0063 (J)			
3/28/2018	0.013 (J)							
3/29/2018		0.021 (J)	0.014 (J)	0.0053 (J)				
6/13/2018	0.02 (J)		0.014 (J)	0.0067 (J)				
6/14/2018		0.024 (J)						
6/15/2018					0.0049 (J)			
10/19/2018							0.00098 (J)	
10/22/2018	0.016 (J)	0.034 (J)	0.016 (J)	0.0075 (J)	0.005 (J)	<0.03		0.011 (J)
2/27/2019	0.015 (J)							
3/1/2019		0.022 (J)	0.017 (J)	0.0068 (J)	0.0044 (J)			
4/2/2019					0.0041 (J)			
4/3/2019	0.012 (J)	0.024 (J)	0.013 (J)	0.0048 (J)				
4/4/2019							0.00068 (J)	0.0096 (J)
4/5/2019						<0.03		
9/24/2019							<0.002	
9/26/2019	0.018 (J)					<0.03		0.013
9/27/2019		0.039	0.024 (J)		0.0012 (J)			
9/30/2019				0.0077 (J)				
2/24/2020	0.021 (J)							
2/25/2020		0.026 (J)	0.033					0.011 (J)
2/26/2020				0.0082 (J)	0.00096 (J)			
2/27/2020						<0.03	<0.002	
3/20/2020		0.029 (J)						
3/23/2020	0.02 (J)		0.032		0.0014 (J)			
3/24/2020						<0.03	<0.002	
3/25/2020				0.0078 (J)				0.0092 (J)
9/24/2020		0.043	0.031					
9/25/2020				0.0078 (J)	0.0011 (J)	<0.03		0.0062 (J)
9/28/2020	0.027 (J)						<0.002	

ND substitution: RL or RL/2 if <15% NDs.

Confidence Interval

Constituent: Lithium (mg/L) Analysis Run 4/14/2026 1:46 PM View: Appendix IV Confidence Intervals

Plant Bowen Client: Southern Company Data: Bowen AP-1

	BGWC-20	BGWC-22	BGWC-23	BGWC-24	BGWC-30	BGWC-32	BGWC-34D	BGWC-35D
2/18/2021	0.041							
2/19/2021		0.035	0.04	0.0086 (J)			<0.002	
2/22/2021								0.014 (J)
2/23/2021						<0.03		
3/8/2021					0.0012 (J)			
3/25/2021					<0.03			
3/26/2021			0.039 (J)	<0.03				0.02 (J)
3/29/2021	0.036	0.033						
3/30/2021						<0.03	<0.002	
8/19/2021					0.0012 (J)			
8/20/2021	0.025 (J)							0.016 (J)
8/23/2021		0.028 (J)	0.029 (J)	0.0076 (J)				
8/24/2021							<0.002	
8/25/2021						<0.03		
2/14/2022			0.033		0.0015 (J)			
2/15/2022		0.032 (J)		0.0086 (J)				
2/16/2022	0.031					<0.15 (O)	<0.002	
2/17/2022								0.018 (J)
7/27/2022	0.037							
7/28/2022							<0.002	0.016 (J)
7/29/2022						<0.03		
8/1/2022			0.029 (J)		0.0012 (J)			
8/2/2022		0.03 (J)		<0.03				
10/21/2022				0.0057 (J)				
1/30/2023	0.059						<0.002	0.021 (J)
1/31/2023						<0.03		
2/1/2023				0.0063 (J)	0.0018 (J)			
2/2/2023			0.025 (J)					
2/7/2023		0.018 (J)						
8/18/2023	0.078					<0.03	<0.002	
8/21/2023					0.0012 (J)			
8/22/2023		0.021 (J)						
8/23/2023			0.016 (J)					
8/24/2023								0.023 (J)
8/25/2023				0.0058 (J)				
1/30/2024				0.0054 (J)				
2/5/2024	0.095						<0.002	
2/6/2024					<0.03			
2/7/2024								0.023 (J)
2/8/2024		0.021 (J)	0.019 (J)			<0.03		
8/20/2024	0.099						<0.002	
8/21/2024		0.021 (J)		0.0045 (J)		<0.03		
8/22/2024			0.019 (J)		<0.03			0.022 (J)
2/6/2025	0.0861						0.000849 (J)	
2/10/2025					<0.03			
2/11/2025			0.0128 (J)	0.00445 (J)				0.0175 (J)
2/12/2025						<0.03		
2/13/2025		0.014 (J)						
8/5/2025					0.00132 (J)			
8/7/2025	0.0718	0.0129					0.000812 (J)	
8/11/2025			0.0122	0.00614				0.0193
8/12/2025						0.00116 (J)		

ND substitution: RL or RL/2 if <15% NDs.

Confidence Interval

Constituent: Lithium (mg/L) Analysis Run 4/14/2026 1:46 PM View: Appendix IV Confidence Intervals

Plant Bowen Client: Southern Company Data: Bowen AP-1

	BGWC-20	BGWC-22	BGWC-23	BGWC-24	BGWC-30	BGWC-32	BGWC-34D	BGWC-35D
2/2/2026				0.00604				
2/4/2026							<0.002	
2/5/2026	0.0951							
2/6/2026			0.0125			0.000952 (J)		0.0179
2/9/2026					0.00199 (J)			
2/10/2026		0.0124						
Mean	0.07763	0.02213	0.01926	0.007291	0.008499	0.02659	0.00174	0.01598
Std. Dev.	0.02127	0.009264	0.009894	0.002851	0.007604	0.009613	0.0005031	0.005099
Upper Lim.	0.1002	0.02637	0.02262	0.0077	0.0167	0.03	0.002	0.01907
Lower Lim.	0.05508	0.01788	0.0141	0.0057	0.00132	0.00116	0.00098	0.0129

ND substitution: RL or RL/2 if <15% NDs.

Confidence Interval

Constituent: Lithium (mg/L) Analysis Run 4/14/2026 1:46 PM View: Appendix IV Confidence Intervals

Plant Bowen Client: Southern Company Data: Bowen AP-1

	BGWC-36D	BGWC-38D	BGWC-40	BGWC-43D	BGWC-49D	BGWC-50D	BGWC-51	BGWC-52
10/17/2018	0.0044 (J)							
4/2/2019	0.0021 (J)							
9/27/2019	0.0028 (J)							
2/26/2020	0.001 (J)							
2/27/2020		0.02 (J)						
2/28/2020			0.00084 (J)					
3/23/2020	<0.03							
3/24/2020		0.019 (J)						
3/25/2020			0.00079 (J)					
9/2/2020		0.0096 (J)						
9/3/2020				0.023 (J)				
9/28/2020	0.0011 (J)							
9/29/2020			<0.002					
1/28/2021							0.0017 (J)	0.0037 (J)
2/22/2021			<0.002					
2/23/2021							0.0015 (J)	0.0038 (J)
3/8/2021	0.0017 (J)			0.024 (J)				
3/9/2021		0.011 (J)						
3/25/2021	0.0022 (J)							
3/29/2021		0.012 (J)		0.026 (J)				
3/30/2021			0.00086 (J)				0.0035 (J)	0.0038 (J)
4/19/2021					0.0083 (J)	<0.03		
8/18/2021						<0.03		
8/19/2021		0.0066 (J)						
8/23/2021	0.0022 (J)			0.031			0.0011 (J)	0.0033 (J)
8/24/2021			0.001 (J)		0.01 (J)			
2/9/2022						<0.03		
2/14/2022	0.002 (J)	0.0061 (J)					<0.002	0.002 (J)
2/15/2022				0.027 (J)				
2/16/2022			<0.15 (O)					
2/17/2022					0.0076 (J)			
7/26/2022						<0.03		
7/28/2022			<0.002					0.00088 (J)
7/29/2022	0.0012 (J)							
8/1/2022				0.025 (J)	0.0057 (J)		<0.002	
8/2/2022		0.009 (J)						
1/25/2023						0.0019 (J)		
1/31/2023			<0.002				<0.002	0.0011 (J)
2/1/2023	0.0013 (J)				0.0042 (J)			
2/7/2023		0.0011 (J)		0.016 (J)				
8/15/2023						0.0015 (J)		
8/18/2023			<0.002					
8/21/2023	0.0012 (J)	<0.15 (o)					<0.002	
8/22/2023					0.0065 (J)			<0.03
8/23/2023				0.022 (J)				
1/30/2024	0.0016 (J)			0.017 (J)				
1/31/2024						0.0019 (J)		
2/5/2024							<0.002	<0.03
2/6/2024		0.0023 (J)			0.0058 (J)			
2/7/2024			<0.002					
8/16/2024						<0.03		
8/20/2024	<0.03		<0.002				<0.002	<0.03

ND substitution: RL or RL/2 if <15% NDs.

Confidence Interval

Constituent: Lithium (mg/L) Analysis Run 4/14/2026 1:46 PM View: Appendix IV Confidence Intervals

Plant Bowen Client: Southern Company Data: Bowen AP-1

	BGWC-36D	BGWC-38D	BGWC-40	BGWC-43D	BGWC-49D	BGWC-50D	BGWC-51	BGWC-52
8/21/2024				0.019 (J)	0.0062 (J)			
8/22/2024		0.006 (J)						
2/5/2025	0.00128 (J)					0.00175 (J)		
2/6/2025							<0.002	
2/7/2025								0.00105 (J)
2/10/2025			<0.002		0.00469 (J)			
2/11/2025		0.0075 (J)		0.0172 (J)				
7/31/2025						0.00116 (J)		
8/6/2025		0.00189 (J)			0.00427			
8/7/2025	0.00173 (J)			0.0173				
8/8/2025			<0.002					
8/11/2025								0.00143 (J)
8/13/2025							0.0014 (J)	
2/3/2026						0.00173 (J)		
2/5/2026	0.00141 (J)		<0.002				<0.002	0.00667
2/6/2026				0.0187				
2/9/2026		0.00661			0.00726			
Mean	0.00329	0.008479	0.001678	0.02178	0.006411	0.01454	0.001938	0.009056
Std. Dev.	0.004334	0.005681	0.0005303	0.004667	0.001787	0.0148	0.0005561	0.01204
Upper Lim.	0.0028	0.0125	0.002	0.02526	0.0079	0.03	0.0035	0.003393
Lower Lim.	0.0012	0.004455	0.00086	0.01831	0.004921	0.0015	0.0014	0.001272

ND substitution: RL or RL/2 if <15% NDs.

Confidence Interval

Constituent: Lithium (mg/L) Analysis Run 4/14/2026 1:46 PM View: Appendix IV Confidence Intervals

Plant Bowen Client: Southern Company Data: Bowen AP-1

	BGWC-53D	PZ-7
4/28/2022		<0.03
8/2/2022		<0.03
2/2/2023		<0.03
8/22/2024		<0.03
12/3/2024	0.0018 (J)	
2/7/2025		0.000796 (J)
2/12/2025	0.00115 (J)	
8/8/2025	0.00114 (J)	
8/11/2025		0.00351
2/4/2026	0.00108 (J)	0.000974 (J)
Mean	0.001293	0.0179
Std. Dev.	0.0003397	0.01512
Upper Lim.	0.0018	0.03
Lower Lim.	0.00108	0.000796

ND substitution: RL or RL/2 if <15% NDs.

Confidence Interval

Constituent: Mercury (mg/L) Analysis Run 4/14/2026 1:46 PM View: Appendix IV Confidence Intervals

Plant Bowen Client: Southern Company Data: Bowen AP-1

	BGWC-7	BGWC-8	BGWC-9	BGWC-10	BGWC-12	BGWC-14A	BGWC-16	BGWC-17
6/6/2016			8E-05 (J)					
6/7/2016		9.7E-05 (J)		0.0001 (J)	0.0001 (J)		9.8E-05 (J)	0.00017 (J)
6/8/2016	<0.0002							
8/10/2016		<0.0002						
8/11/2016	<0.0002		<0.0002				<0.0002	0.00019 (J)
8/12/2016					<0.0002			
8/16/2016				<0.0002				
10/4/2016		<0.0002						
10/5/2016			<0.0002					
10/6/2016	<0.0002				<0.0002			
10/7/2016				<0.0002			<0.0002	0.00014 (J)
12/2/2016		<0.0002						
12/5/2016			<0.0002		<0.0002			
12/6/2016	<0.0002			<0.0002			<0.0002	0.00016 (J)
2/14/2017		<0.0002						
2/15/2017	<0.0002		<0.0002		<0.0002			
2/16/2017				<0.0002			<0.0002	0.00017 (J)
4/14/2017		<0.0002						
4/17/2017			<0.0002					
4/18/2017	<0.0002			<0.0002	<0.0002		<0.0002	
4/19/2017								0.00014 (J)
5/26/2017		<0.0002	<0.0002					
5/30/2017							<0.0002	0.00023 (J)
6/2/2017	<0.0002			<0.0002	<0.0002			
7/10/2017		<0.0002						
7/11/2017			<0.0002					
7/12/2017				<0.0002				
7/13/2017					<0.0002			
7/14/2017	<0.0002						<0.0002	0.00016 (J)
3/26/2018		<0.0002						
3/27/2018	<0.0002		<0.0002	<0.0002			<0.0002	<0.0002
3/28/2018					<0.0002			
2/25/2019		<0.0002					<0.0002	
2/27/2019								0.00029 (J)
2/28/2019	5.3E-05 (J)			4.8E-05 (J)	5.8E-05 (J)			
4/1/2019		<0.0002	<0.0002		<0.0002			
4/2/2019	<0.0002			<0.0002			<0.0002	0.0004
9/24/2019	<0.0002	<0.0002	<0.0002					
9/25/2019				<0.0002	<0.0002			
9/26/2019							<0.0002	<0.0002
2/19/2020		<0.0002						
2/20/2020			<0.0002	<0.0002			<0.0002	
2/21/2020	<0.0002							
2/24/2020					<0.0002			0.0003 (J)
3/18/2020		<0.0002						
3/19/2020	<0.0002		<0.0002		<0.0002		<0.0002	0.00017 (J)
3/23/2020				<0.0002				
5/22/2020						<0.0002		
6/23/2020						<0.0002		
7/28/2020						<0.0002		
9/2/2020						<0.0002		
9/23/2020		<0.0002						

ND substitution: RL or RL/2 if <15% NDs.

Confidence Interval

Constituent: Mercury (mg/L) Analysis Run 4/14/2026 1:46 PM View: Appendix IV Confidence Intervals

Plant Bowen Client: Southern Company Data: Bowen AP-1

	BGWC-7	BGWC-8	BGWC-9	BGWC-10	BGWC-12	BGWC-14A	BGWC-16	BGWC-17
9/24/2020			<0.0002	<0.0002			<0.0002	0.00027 (J)
9/25/2020	<0.0002				<0.0002			
10/1/2020						<0.0002		
11/10/2020						<0.0002		
12/15/2020						<0.0002		
1/20/2021						<0.0002		
2/16/2021		<0.0002						
2/17/2021			<0.0002					
2/18/2021	<0.0002			<0.0002		<0.0002	<0.0002	0.00017 (J)
2/19/2021					<0.0002			
3/24/2021		<0.0002	<0.0002		<0.0002	<0.0002	<0.0002	0.00012 (J)
3/30/2021	<0.0002			<0.0002				
8/18/2021		<0.0002	<0.0002	<0.0002	<0.0002	<0.0002	0.0002 (J)	
8/19/2021	<0.0002							<0.0002
2/9/2022						<0.0002		
2/10/2022		<0.0002	<0.0002					
2/11/2022	<0.0002			<0.0002	<0.0002		<0.0002	<0.0002
7/26/2022		0.00016 (J)	0.00016 (J)			0.00016 (J)		
7/27/2022					<0.0002		<0.0002	0.00025
7/28/2022	<0.0002			<0.0002				
1/26/2023	<0.0002	<0.0002	0.00013 (J)		0.00013 (J)	<0.0002	0.00015 (J)	0.00027
1/27/2023				0.00018 (J)				
8/16/2023		<0.0002			<0.0002	<0.0002		
8/17/2023	<0.0002		<0.0002	<0.0002			<0.0002	0.00031
2/1/2024		<0.0002	<0.0002	<0.0002	<0.0002	0.00015 (J)	<0.0002	0.00031
2/2/2024	<0.0002							
8/16/2024	<0.0002	<0.0002				<0.0002		
8/19/2024			<0.0002		<0.0002		<0.0002	0.00019 (J)
8/20/2024				<0.0002				
2/5/2025		<0.0002	<0.0002		<0.0002	<0.0002		
2/6/2025	<0.0002			<0.0002			<0.0002	
2/7/2025								0.00017 (J)
7/31/2025		<0.0002						
8/4/2025			<0.0002		<0.0002	0.00018 (J)		
8/5/2025	<0.0002			<0.0002			<0.0002	0.00037 (L1)
2/3/2026		<0.0002	<0.0002		<0.0002			
2/4/2026	<0.0002			<0.0002		<0.0002	<0.0002	0.00017 (J)
Mean	0.0001946	0.0001947	0.0001912	0.0001899	0.0001884	0.0001945	0.0001944	0.0002044
Std. Dev.	2.829E-05	2.099E-05	2.747E-05	3.44E-05	3.478E-05	1.432E-05	2.153E-05	8.464E-05
Upper Lim.	0.0002	0.0002	0.0002	0.0002	0.0002	0.0002	0.0002	0.0002448
Lower Lim.	5.3E-05	0.00016	0.00016	0.00018	0.00013	0.00018	0.00015	0.0001641

ND substitution: RL or RL/2 if <15% NDs.

Confidence Interval

Constituent: Mercury (mg/L) Analysis Run 4/14/2026 1:46 PM View: Appendix IV Confidence Intervals

Plant Bowen Client: Southern Company Data: Bowen AP-1

	BGWC-18	BGWC-19	BGWC-20	BGWC-21	BGWC-22	BGWC-23	BGWC-24	BGWC-25
6/8/2016	<0.0002	<0.0002	<0.0002	<0.0002	9.2E-05 (J)			<0.0002
6/9/2016						<0.0002	<0.0002	
8/12/2016	<0.0002	<0.0002	<0.0002					
8/15/2016								<0.0002
8/18/2016				<0.0002	<0.0002	<0.0002	<0.0002	
10/7/2016	<0.0002	<0.0002						
10/10/2016			<0.0002	<0.0002	<0.0002	<0.0002	4E-05 (J)	<0.0002
12/6/2016	<0.0002							
12/7/2016		8E-05 (J)	<0.0002			5E-05 (J)	7E-05 (J)	
12/8/2016				<0.0002	<0.0002			<0.0002
2/16/2017	<0.0002	<0.0002						
2/17/2017			<0.0002	<0.0002	<0.0002			
2/20/2017						<0.0002	5E-05 (J)	<0.0002
4/19/2017	<0.0002	<0.0002	<0.0002	<0.0002		<0.0002	0.00016 (J)	
4/20/2017					<0.0002			<0.0002
6/1/2017	<0.0002	<0.0002	<0.0002	<0.0002				<0.0002
6/5/2017					<0.0002	<0.0002	0.00013 (J)	
7/14/2017	<0.0002	<0.0002						
7/17/2017						<0.0002	0.00013 (J)	<0.0002
7/18/2017			<0.0002	<0.0002				
7/19/2017					<0.0002			
3/27/2018	<0.0002	<0.0002						
3/28/2018			<0.0002	<0.0002				<0.0002
3/29/2018					<0.0002	<0.0002	<0.0002	
2/27/2019	7.9E-05 (J)		6.6E-05 (J)					
3/1/2019		5E-05 (J)			4.2E-05 (J)	4.4E-05 (J)	0.00093	4.7E-05 (J)
4/2/2019	<0.0002							
4/3/2019		<0.0002	<0.0002	<0.0002	<0.0002	<0.0002	0.0013	
4/4/2019								<0.0002
9/26/2019	<0.0002	<0.0002	<0.0002					
9/27/2019					<0.0002	<0.0002		
9/30/2019				<0.0002			0.0011	<0.0002
2/24/2020	<0.0002	<0.0002	<0.0002					
2/25/2020					<0.0002	<0.0002		
2/26/2020				<0.0002			0.0011	<0.0002
3/20/2020	<0.0002	<0.0002		<0.0002	<0.0002			
3/23/2020			<0.0002			<0.0002		
3/24/2020								<0.0002
3/25/2020							0.0011	
9/24/2020	<0.0002			<0.0002	<0.0002	<0.0002		
9/25/2020							0.0036	
9/28/2020		<0.0002	<0.0002					<0.0002
2/18/2021	<0.0002	<0.0002	<0.0002					
2/19/2021				<0.0002	<0.0002	<0.0002	0.0033	
2/23/2021								<0.0002
3/24/2021	<0.0002							
3/26/2021		<0.0002				<0.0002	0.0058	<0.0002
3/29/2021			<0.0002	<0.0002	<0.0002			
8/19/2021	<0.0002							<0.0002
8/20/2021		<0.0002	<0.0002	<0.0002				
8/23/2021					<0.0002	<0.0002	0.00026	
2/14/2022						<0.0002		

ND substitution: RL or RL/2 if <15% NDs.

Confidence Interval

Constituent: Mercury (mg/L) Analysis Run 4/14/2026 1:46 PM View: Appendix IV Confidence Intervals

Plant Bowen Client: Southern Company Data: Bowen AP-1

	BGWC-18	BGWC-19	BGWC-20	BGWC-21	BGWC-22	BGWC-23	BGWC-24	BGWC-25
2/15/2022					<0.0002		0.0014	
2/16/2022	<0.0002	<0.0002	<0.0002	<0.0002				<0.0002
7/27/2022	<0.0002	<0.0002	<0.0002					<0.0002
7/28/2022				<0.0002				
8/1/2022						<0.0002		
8/2/2022					<0.0002		<0.0002	
10/21/2022							0.00026	
1/26/2023	<0.0002							
1/27/2023		0.00018 (J)		0.00021				0.00015 (J)
1/30/2023			<0.0002					
2/1/2023							0.00059	
2/2/2023						<0.0002		
2/7/2023					<0.0002			
8/17/2023	<0.0002							<0.0002
8/18/2023		<0.0002	<0.0002					
8/22/2023					<0.0002			
8/23/2023				<0.0002		0.00013 (J)		
8/25/2023							0.0023	
1/30/2024							0.00062	
2/2/2024	<0.0002	<0.0002						
2/5/2024			<0.0002	<0.0002				<0.0002
2/8/2024					<0.0002	<0.0002		
8/19/2024	<0.0002	<0.0002						
8/20/2024			<0.0002					<0.0002
8/21/2024					<0.0002		0.00072	
8/22/2024				<0.0002		<0.0002		
2/6/2025			<0.0002					
2/7/2025	<0.0002	<0.0002						
2/10/2025				<0.0002				<0.0002
2/11/2025						<0.0002	0.00085	
2/13/2025					<0.0002			
8/5/2025	<0.0002							
8/6/2025		<0.0002						
8/7/2025			<0.0002		<0.0002			<0.0002
8/11/2025				<0.0002		<0.0002	0.00094	
2/2/2026							0.014	
2/4/2026	<0.0002			<0.0002				<0.0002
2/5/2026		<0.0002	<0.0002					
2/6/2026						<0.0002		
2/10/2026					<0.0002			
Mean	0.0001955	0.0001893	0.000195	0.0002004	0.0001901	0.0001861	0.00147	0.0001925
Std. Dev.	2.329E-05	3.626E-05	2.579E-05	1.961E-06	3.617E-05	4.229E-05	0.002786	3.062E-05
Upper Lim.	0.0002	0.0002	0.0002	0.00021	0.0002	0.0002	0.001013	0.0002
Lower Lim.	7.9E-05	0.00018	6.6E-05	0.0002	9.2E-05	0.00013	0.0002411	0.00015

ND substitution: RL or RL/2 if <15% NDs.

Confidence Interval

Constituent: Mercury (mg/L) Analysis Run 4/14/2026 1:46 PM View: Appendix IV Confidence Intervals

Plant Bowen Client: Southern Company Data: Bowen AP-1

	BGWC-30	BGWC-31	BGWC-34D	BGWC-35D	BGWC-36D	BGWC-38D	BGWC-43D	BGWC-51
1/23/2017	8E-05 (J)							
2/7/2017	0.00011 (J)							
3/27/2017	8E-05 (J)							
4/17/2017	4E-05 (J)							
5/22/2017	<0.0002							
6/5/2017	6E-05 (J)							
7/11/2017	9.1E-05 (J)							
8/23/2017	5E-05 (J)							
3/26/2018	<0.0002							
3/1/2019	0.0001 (J)							
4/2/2019	<0.0002				<0.0002			
4/4/2019		<0.0002	<0.0002	<0.0002				
9/24/2019		<0.0002	<0.0002					
9/26/2019				<0.0002				
9/27/2019	<0.0002				<0.0002			
2/25/2020				<0.0002				
2/26/2020	<0.0002	<0.0002			0.00018 (J)			
2/27/2020			<0.0002			<0.0002		
3/23/2020	<0.0002	<0.0002			<0.0002			
3/24/2020			<0.0002			<0.0002		
3/25/2020				<0.0002				
9/2/2020						0.0001 (J)		
9/3/2020							<0.0002	
9/25/2020	<0.0002			<0.0002				
9/28/2020		<0.0002	<0.0002		<0.0002			
1/28/2021								0.0046
2/19/2021			<0.0002					
2/22/2021		<0.0002		<0.0002				
2/23/2021								0.0033
3/8/2021	<0.0002				<0.0002		<0.0002	
3/9/2021						<0.0002		
3/25/2021	<0.0002				<0.0002			
3/26/2021				<0.0002				
3/29/2021		<0.0002				<0.0002	<0.0002	
3/30/2021			<0.0002					0.002
8/19/2021	<0.0002					0.00012 (J)		
8/20/2021		<0.0002		<0.0002				
8/23/2021					<0.0002		<0.0002	0.0014
8/24/2021			<0.0002					
2/14/2022	<0.0002				<0.0002	<0.0002		0.00025
2/15/2022							<0.0002	
2/16/2022		<0.0002	<0.0002					
2/17/2022				<0.0002				
7/28/2022		0.00015 (J)	0.00014 (J)	0.00016 (J)				
7/29/2022					<0.0002			
8/1/2022	<0.0002						<0.0002	<0.0002
8/2/2022						0.00028		
1/27/2023		0.00014 (J)						
1/30/2023			0.00016 (J)	0.00014 (J)				
1/31/2023								0.00021
2/1/2023	<0.0002				<0.0002			
2/7/2023						<0.0002	<0.0002	

ND substitution: RL or RL/2 if <15% NDs.

Confidence Interval

Constituent: Mercury (mg/L) Analysis Run 4/14/2026 1:46 PM View: Appendix IV Confidence Intervals

Plant Bowen Client: Southern Company Data: Bowen AP-1

	BGWC-30	BGWC-31	BGWC-34D	BGWC-35D	BGWC-36D	BGWC-38D	BGWC-43D	BGWC-51
8/18/2023		<0.0002	<0.0002					
8/21/2023	<0.0002				0.00016 (J)	0.00057		0.00016 (J)
8/23/2023							0.00015 (J)	
8/24/2023				<0.0002				
1/30/2024					<0.0002		<0.0002	
2/2/2024		<0.0002						
2/5/2024			<0.0002					<0.0002
2/6/2024	<0.0002					<0.0002		
2/7/2024				<0.0002				
8/19/2024		<0.0002						
8/20/2024			<0.0002		<0.0002			<0.0002
8/21/2024							<0.0002	
8/22/2024	<0.0002			<0.0002		<0.0002		
2/5/2025					<0.0002			
2/6/2025		<0.0002	<0.0002					<0.0002
2/10/2025	<0.0002							
2/11/2025				<0.0002		<0.0002	<0.0002	
8/5/2025	<0.0002							
8/6/2025						0.00026 (L1)		
8/7/2025			<0.0002		<0.0002		<0.0002	
8/8/2025		<0.0002						
8/11/2025				<0.0002				
8/13/2025								<0.0002
2/4/2026			<0.0002					
2/5/2026		<0.0002			<0.0002			<0.0002
2/6/2026				<0.0002			<0.0002	
2/9/2026	<0.0002					<0.0002		
Mean	0.0001634	0.0001935	0.0001941	0.0001941	0.0001965	0.000222	0.0001962	0.001009
Std. Dev.	5.892E-05	1.835E-05	1.698E-05	1.698E-05	1.057E-05	0.0001056	1.387E-05	0.001447
Upper Lim.	0.0002	0.0002	0.0002	0.0002	0.0002	0.00026	0.0002	0.0033
Lower Lim.	0.0001	0.00015	0.00016	0.00016	0.00018	0.00012	0.00015	0.00016

ND substitution: RL or RL/2 if <15% NDs.

Confidence Interval

Constituent: Mercury (mg/L) Analysis Run 4/14/2026 1:46 PM View: Appendix IV Confidence Intervals

Plant Bowen Client: Southern Company Data: Bowen AP-1

	BGWC-52	PZ-7
1/28/2021	0.00019 (J)	
2/23/2021	<0.0002	
3/30/2021	<0.0002	
8/23/2021	<0.0002	
2/14/2022	<0.0002	
4/28/2022		<0.0002
7/28/2022	<0.0002	
8/2/2022		0.00059
1/31/2023	0.00018 (J)	
2/2/2023		0.00015 (J)
8/22/2023	<0.0002	
2/5/2024	<0.0002	
8/20/2024	<0.0002	
8/22/2024		0.0009
2/7/2025	<0.0002	0.00068
8/11/2025	<0.0002	0.0013
2/4/2026		0.00045
2/5/2026	<0.0002	
Mean	0.0001977	0.0005957
Std. Dev.	5.991E-06	0.0004206
Upper Lim.	0.0002	0.001095
Lower Lim.	0.00019	9.613E-05

ND substitution: RL or RL/2 if <15% NDs.

Confidence Interval

Constituent: Molybdenum (mg/L) Analysis Run 4/14/2026 1:46 PM View: Appendix IV Confidence Intervals

Plant Bowen Client: Southern Company Data: Bowen AP-1

	BGWC-7	BGWC-8	BGWC-9	BGWC-10	BGWC-14A	BGWC-19	BGWC-20	BGWC-21
6/6/2016			0.0028 (J)					
6/7/2016		0.00063 (J)		0.0067 (J)				
6/8/2016	0.0088 (J)					<0.01	0.011 (J)	0.0027 (J)
8/10/2016		0.0039 (J)						
8/11/2016	0.01		0.003 (J)					
8/12/2016						<0.01	0.0127	
8/16/2016				0.0032 (J)				
8/18/2016								0.0023 (J)
10/4/2016		0.0052 (J)						
10/5/2016			0.0032 (J)					
10/6/2016	0.0117							
10/7/2016				0.0032 (J)		<0.01		
10/10/2016							0.0136	0.0025 (J)
12/2/2016		<0.01						
12/5/2016			0.0033 (J)					
12/6/2016	0.0102			0.0049 (J)				
12/7/2016						<0.01	0.0139	
12/8/2016								<0.01
2/14/2017		0.0044 (J)						
2/15/2017	0.0018 (J)		0.0027 (J)					
2/16/2017				0.0039 (J)		<0.01		
2/17/2017							0.0148	<0.01
4/14/2017		0.0013 (J)						
4/17/2017			0.0025 (J)					
4/18/2017	0.0103			0.0032 (J)				
4/19/2017						<0.01	0.012	0.0014 (J)
5/26/2017		0.0024 (J)	0.0029 (J)					
6/1/2017						<0.01	0.0125	0.0012 (J)
6/2/2017	0.0129			0.0035 (J)				
7/10/2017		0.0013 (J)						
7/11/2017			0.0029 (J)					
7/12/2017				0.0037 (J)				
7/14/2017	0.0129					<0.01		
7/18/2017							0.0155	0.0013 (J)
3/26/2018		<0.01						
3/27/2018	0.01		0.0031 (J)	0.0032 (J)		<0.01		
3/28/2018							0.012	<0.01
6/12/2018		0.0026 (J)	0.0043 (J)					
6/13/2018	0.013						0.016	
6/14/2018				0.0033 (J)				<0.01
6/15/2018						<0.01		
10/16/2018		0.0041 (J)						
10/17/2018			0.0038 (J)					
10/18/2018	0.01 (J)			0.0034 (J)				
10/19/2018						<0.01		<0.01
10/22/2018							0.013	
2/25/2019		<0.01						
2/27/2019							0.013	
2/28/2019	0.016			0.0035 (J)				
3/1/2019						<0.01		
4/1/2019		0.00054 (J)	0.0027 (J)					
4/2/2019	0.011			0.0032 (J)				

ND substitution: RL or RL/2 if <15% NDs.

Confidence Interval

Constituent: Molybdenum (mg/L) Analysis Run 4/14/2026 1:46 PM View: Appendix IV Confidence Intervals

Plant Bowen Client: Southern Company Data: Bowen AP-1

	BGWC-7	BGWC-8	BGWC-9	BGWC-10	BGWC-14A	BGWC-19	BGWC-20	BGWC-21
4/3/2019						0.00023 (J)	0.012	0.0019 (J)
9/24/2019	0.01 (J)	0.0016 (J)	0.0041 (J)					
9/25/2019				0.0035 (J)				
9/26/2019						<0.01	0.015	
9/30/2019								0.003 (J)
2/19/2020		0.0018 (J)						
2/20/2020			0.002 (J)	0.0037 (J)				
2/21/2020	0.011							
2/24/2020						<0.01	0.015	
2/26/2020								0.0016 (J)
3/18/2020		<0.01						
3/19/2020	0.011		0.0024 (J)					
3/20/2020						<0.01		0.0023 (J)
3/23/2020				0.0035 (J)			0.016	
5/22/2020					0.0012 (J)			
6/23/2020					<0.01			
7/28/2020					0.00094 (J)			
9/2/2020					0.0013 (J)			
9/23/2020		<0.01						
9/24/2020			0.0034 (J)	0.0032 (J)				0.0036 (J)
9/25/2020	0.0099 (J)							
9/28/2020						<0.01	0.018	
10/1/2020					0.0017 (J)			
11/10/2020					0.0016 (J)			
12/15/2020					0.0019 (J)			
1/20/2021					0.0016 (J)			
2/16/2021		0.0011 (J)						
2/17/2021			0.0033 (J)					
2/18/2021	0.0098 (J)			0.0036 (J)	0.0045 (J)	<0.01	0.028	
2/19/2021								0.0013 (J)
3/24/2021		<0.01	0.0027 (J)		<0.01			
3/26/2021						<0.01		
3/29/2021							0.024	0.0021 (J)
3/30/2021	0.011			0.0035 (J)				
8/18/2021		0.0019 (J)	0.0028 (J)	0.0029 (J)	0.0011 (J)			
8/19/2021	0.0094 (J)							
8/20/2021						<0.01	0.026	0.003 (J)
2/9/2022					<0.01			
2/10/2022		0.00081 (J)	0.0026 (J)					
2/11/2022	0.0088 (J)			0.003 (J)				
2/16/2022						<0.01	0.025	0.005 (J)
7/26/2022		0.00096 (J)	0.0029 (J)		0.0015 (J)			
7/27/2022						<0.01	0.028	
7/28/2022	0.009 (J)			0.0028 (J)				0.0042 (J)
1/26/2023	0.0096 (J)	0.00095 (J)	0.002 (J)		0.0016 (J)			
1/27/2023				0.0025 (J)		<0.01		0.003 (J)
1/30/2023							0.035	
8/16/2023		<0.01			0.0016 (J)			
8/17/2023	0.011		0.0039 (J)	0.0025 (J)				
8/18/2023						<0.01	0.054	
8/23/2023								0.0027 (J)
2/1/2024		<0.01	0.0016 (J)	0.002 (J)	0.0018 (J)			

ND substitution: RL or RL/2 if <15% NDs.

Confidence Interval

Constituent: Molybdenum (mg/L) Analysis Run 4/14/2026 1:46 PM View: Appendix IV Confidence Intervals

Plant Bowen Client: Southern Company Data: Bowen AP-1

	BGWC-7	BGWC-8	BGWC-9	BGWC-10	BGWC-14A	BGWC-19	BGWC-20	BGWC-21
2/2/2024	0.01					<0.01		
2/5/2024							0.056	0.004 (J)
8/16/2024	0.01	<0.01			0.0017 (J)			
8/19/2024			0.0027 (J)			<0.01		
8/20/2024				0.0026 (J)			0.067	
8/22/2024								0.0046 (J)
2/5/2025		<0.01	<0.01		<0.01			
2/6/2025	0.011			0.0027 (J)			0.068	
2/7/2025						<0.01		
2/10/2025								0.0049 (J)
7/31/2025		<0.01						
8/4/2025			0.0027 (J)		<0.01			
8/5/2025	0.011			<0.01				
8/6/2025						<0.01		
8/7/2025							0.062	
8/11/2025								0.004 (J)
2/3/2026		<0.01	0.0029 (J)					
2/4/2026	0.01			0.0023 (J)	<0.01			0.0051 (J)
2/5/2026						<0.01	0.07	
Mean	0.01038	0.005362	0.003007	0.003386	0.004202	0.009663	0.02686	0.004204
Std. Dev.	0.00223	0.004116	0.0007211	0.0009094	0.003957	0.001814	0.01981	0.00298
Upper Lim.	0.011	0.01	0.003344	0.003709	0.01	0.01	0.028	0.002977
Lower Lim.	0.0099	0.0013	0.00267	0.002958	0.0015	0.00023	0.013	0.001865

ND substitution: RL or RL/2 if <15% NDs.

Confidence Interval

Constituent: Molybdenum (mg/L) Analysis Run 4/14/2026 1:46 PM View: Appendix IV Confidence Intervals

Plant Bowen Client: Southern Company Data: Bowen AP-1

	BGWC-22	BGWC-23	BGWC-24	BGWC-25	BGWC-30	BGWC-31	BGWC-32	BGWC-34D
6/8/2016	0.07			0.0064 (J)				
6/9/2016		0.013 (J)	0.0024 (J)					
8/15/2016				0.0039 (J)				
8/18/2016	0.0758	0.0136	0.0034 (J)					
10/10/2016	0.0712	0.0134	0.0047 (J)	0.0029 (J)				
12/7/2016		0.0128	0.0066 (J)					
12/8/2016	0.0682			<0.01				
1/23/2017					0.0125			
2/7/2017					0.0163			
2/17/2017	0.066							
2/20/2017		0.0122	0.0026 (J)	0.0024 (J)				
3/27/2017					0.0157			
4/17/2017					0.0178			
4/19/2017		0.0124	0.002 (J)					
4/20/2017	0.0662			0.0019 (J)				
5/22/2017					0.0208			
6/1/2017				0.0026 (J)				
6/5/2017	0.071	0.0115	0.0015 (J)		0.0191			
7/11/2017					0.0218			
7/17/2017		0.0131	0.0013 (J)	0.0024 (J)				
7/19/2017	0.0703							
8/23/2017					0.0218			
3/26/2018					0.014			
3/28/2018				<0.01				
3/29/2018	0.056	0.013	0.0027 (J)					
6/13/2018		0.013	<0.01					
6/14/2018	0.059			<0.01				
6/15/2018					0.012			
10/18/2018						<0.01		
10/19/2018								0.0021 (J)
10/22/2018	0.055	0.013	<0.01	<0.01	0.01		0.0038 (J)	
3/1/2019	0.039	0.013	<0.01	<0.01	0.011			
4/2/2019					0.01			
4/3/2019	0.039	0.012	0.00095 (J)					
4/4/2019				0.00096 (J)		0.00033 (J)		0.0011 (J)
4/5/2019							0.0035 (J)	
5/2/2019	0.043							
5/3/2019							0.0048 (J)	
9/24/2019						<0.01		<0.01
9/26/2019							0.003 (J)	
9/27/2019	0.045	0.012			0.0036 (J)			
9/30/2019			0.00099 (J)	<0.01				
2/25/2020	0.039	0.014						
2/26/2020			<0.01	<0.01	0.0023 (J)	<0.01		
2/27/2020							0.0032 (J)	0.001 (J)
3/20/2020	0.039							
3/23/2020		0.013			0.0037 (J)	<0.01		
3/24/2020				<0.01			0.0031 (J)	0.001 (J)
3/25/2020			<0.01					
9/24/2020	0.04	0.011						
9/25/2020			0.00081 (J)		0.0027 (J)		0.003 (J)	
9/28/2020				<0.01		<0.01		0.00078 (J)

ND substitution: RL or RL/2 if <15% NDs.

Confidence Interval

Constituent: Molybdenum (mg/L) Analysis Run 4/14/2026 1:46 PM View: Appendix IV Confidence Intervals

Plant Bowen Client: Southern Company Data: Bowen AP-1

	BGWC-22	BGWC-23	BGWC-24	BGWC-25	BGWC-30	BGWC-31	BGWC-32	BGWC-34D
2/19/2021	0.046	0.011	<0.01					0.0009 (J)
2/22/2021						<0.01		
2/23/2021				<0.01			0.0032 (J)	
3/8/2021					0.0031 (J)			
3/25/2021					0.0017 (J)			
3/26/2021		0.011 (J)	<0.01	<0.01				
3/29/2021	0.045					<0.01		
3/30/2021							0.0037 (J)	0.0011 (J)
7/19/2021	0.044	0.011	<0.01					
7/20/2021					0.0018 (J)			
8/19/2021				<0.01	0.0032 (J)			
8/20/2021						<0.01		
8/23/2021	0.041	0.0098 (J)	<0.01					
8/24/2021								0.00098 (J)
8/25/2021							0.0038 (J)	
11/1/2021	0.043	0.0092 (J)	<0.01		0.0032 (J)			
2/14/2022		0.0079 (J)			0.0048 (J)			
2/15/2022	0.039		<0.01					
2/16/2022				<0.01		<0.01	0.0038 (J)	0.00094 (J)
7/27/2022				<0.01				
7/28/2022						<0.01		0.0011 (J)
7/29/2022							0.0036 (J)	
8/1/2022		0.0071 (J)			0.0047 (J)			
8/2/2022	0.04		0.0027 (J)					
10/21/2022			<0.01					
1/27/2023				<0.01		<0.01		
1/30/2023								0.0011 (J)
1/31/2023							0.0039 (J)	
2/1/2023			<0.01		0.0058 (J)			
2/2/2023		0.0078 (J)						
2/7/2023	0.032							
8/17/2023				<0.01				
8/18/2023						<0.01	0.0041 (J)	0.0011 (J)
8/21/2023					0.0048 (J)			
8/22/2023	0.036							
8/23/2023		0.006 (J)						
8/25/2023			<0.01					
1/30/2024			<0.01					
2/2/2024						<0.01		
2/5/2024				<0.01				0.001 (J)
2/6/2024					0.0049 (J)			
2/8/2024	0.033	0.0056 (J)					0.0043 (J)	
8/19/2024						<0.01		
8/20/2024				<0.01				0.0011 (J)
8/21/2024	0.029		<0.01				0.0045 (J)	
8/22/2024		0.0063 (J)			0.0038 (J)			
2/6/2025						<0.01		<0.01
2/10/2025				<0.01	0.0028 (J)			
2/11/2025		0.0055 (J)	<0.01					
2/12/2025							0.0042 (J)	
2/13/2025	0.04							
8/5/2025					0.0048 (J)			

ND substitution: RL or RL/2 if <15% NDs.

Confidence Interval

Constituent: Molybdenum (mg/L) Analysis Run 4/14/2026 1:46 PM View: Appendix IV Confidence Intervals

Plant Bowen Client: Southern Company Data: Bowen AP-1

	BGWC-22	BGWC-23	BGWC-24	BGWC-25	BGWC-30	BGWC-31	BGWC-32	BGWC-34D
8/7/2025	0.041			<0.01				<0.01
8/8/2025						<0.01		
8/11/2025		0.0043 (J)	<0.01					
8/12/2025							0.004 (J)	
2/2/2026			<0.01					
2/4/2026				<0.01				<0.01
2/5/2026						<0.01		
2/6/2026		0.0048 (J)					0.0042 (J)	
2/9/2026					0.0035 (J)			
2/10/2026	0.037							
Mean	0.04871	0.01043	0.006958	0.00805	0.008645	0.009463	0.003774	0.003072
Std. Dev.	0.0139	0.003046	0.003876	0.003316	0.006674	0.002279	0.0005173	0.00382
Upper Lim.	0.059	0.013	0.01	0.01	0.009101	0.01	0.004077	0.0021
Lower Lim.	0.039	0.0079	0.0027	0.0064	0.004469	0.00033	0.003471	0.00098

ND substitution: RL or RL/2 if <15% NDs.

Confidence Interval

Constituent: Molybdenum (mg/L) Analysis Run 4/14/2026 1:46 PM View: Appendix IV Confidence Intervals

Plant Bowen Client: Southern Company Data: Bowen AP-1

	BGWC-35D	BGWC-36D	BGWC-38D	BGWC-40	BGWC-43D	BGWC-49D	BGWC-50D	BGWC-51
10/17/2018		0.017						
10/22/2018	0.033							
11/29/2018	0.03							
1/14/2019		0.013						
4/2/2019		0.011						
4/4/2019	0.03							
5/2/2019			0.11					
9/26/2019	0.033							
9/27/2019		0.013						
2/25/2020	0.026							
2/26/2020		0.0032 (J)						
2/27/2020			0.11					
2/28/2020				0.0014 (J)				
3/23/2020		0.0058 (J)						
3/24/2020			0.12					
3/25/2020	0.022			0.0012 (J)				
5/4/2020					0.14			
5/20/2020					0.16			
9/2/2020			0.1					
9/3/2020					0.11			
9/25/2020	0.024							
9/28/2020		0.0084 (J)						
9/29/2020				0.00069 (J)				
1/28/2021								<0.01
2/22/2021	0.035			<0.01				
2/23/2021								<0.01
3/8/2021		0.0083 (J)			0.2			
3/9/2021			0.13					
3/25/2021		0.013						
3/26/2021	0.036							
3/29/2021			0.13		0.21			
3/30/2021				<0.01				0.0027 (J)
4/19/2021						0.0067 (J)	0.0043 (J)	
7/20/2021					0.24			
8/18/2021							0.0021 (J)	
8/19/2021			0.076					
8/20/2021	0.04							
8/23/2021		0.014			0.21			<0.01
8/24/2021				<0.01		0.0049 (J)		
11/1/2021			0.081					
2/9/2022							0.0032 (J)	
2/14/2022		0.012	0.097					<0.01
2/15/2022					0.15			
2/16/2022				<0.01				
2/17/2022	0.039					0.0056 (J)		
7/26/2022							0.0029 (J)	
7/28/2022	0.036			<0.01				
7/29/2022		0.0095 (J)						
8/1/2022					0.16	0.0066 (J)		<0.01
8/2/2022			0.093					
1/25/2023							0.0067 (J)	
1/30/2023	0.035							

ND substitution: RL or RL/2 if <15% NDs.

Confidence Interval

Constituent: Molybdenum (mg/L) Analysis Run 4/14/2026 1:46 PM View: Appendix IV Confidence Intervals

Plant Bowen Client: Southern Company Data: Bowen AP-1

	BGWC-35D	BGWC-36D	BGWC-38D	BGWC-40	BGWC-43D	BGWC-49D	BGWC-50D	BGWC-51
1/31/2023				<0.01				<0.01
2/1/2023		0.0083 (J)				0.0072 (J)		
2/7/2023			0.02		0.13			
8/15/2023							0.0041 (J)	
8/18/2023				<0.01				
8/21/2023		0.01	0.04					<0.01
8/22/2023						0.0048 (J)		
8/23/2023					0.18			
8/24/2023	0.034							
1/30/2024		0.012			0.12			
1/31/2024							0.0041 (J)	
2/5/2024								<0.01
2/6/2024			0.09			0.0056 (J)		
2/7/2024	0.037			<0.01				
8/16/2024							0.0018 (J)	
8/20/2024		0.0087 (J)		<0.01				<0.01
8/21/2024					0.12	0.0044 (J)		
8/22/2024	0.033		0.097					
2/5/2025		0.011					0.0038 (J)	
2/6/2025								<0.01
2/10/2025				<0.01		0.0047 (J)		
2/11/2025	0.028		0.098		0.14			
7/31/2025							<0.01	
8/6/2025			0.084			0.0051 (J)		
8/7/2025		0.0082 (J)			0.17			
8/8/2025				<0.01				
8/11/2025	0.025							
8/13/2025								<0.01
2/3/2026							0.003 (J)	
2/5/2026		0.0093 (J)		<0.01				<0.01
2/6/2026	0.028 (J)				0.19			
2/9/2026			0.093			0.004 (J)		
Mean	0.03179	0.0103	0.09229	0.008219	0.1644	0.005418	0.003727	0.009438
Std. Dev.	0.005181	0.003146	0.02829	0.003689	0.03794	0.001029	0.001376	0.002025
Upper Lim.	0.03482	0.01214	0.11	0.01	0.1891	0.006276	0.004874	0.01
Lower Lim.	0.02876	0.008458	0.08033	0.0014	0.1397	0.00456	0.002581	0.0027

ND substitution: RL or RL/2 if <15% NDs.

Confidence Interval

Constituent: Molybdenum (mg/L) Analysis Run 4/14/2026 1:46 PM View: Appendix IV Confidence Intervals

Plant Bowen Client: Southern Company Data: Bowen AP-1

	BGWC-52	BGWC-53D
1/28/2021	0.0038 (J)	
2/23/2021	0.0039 (J)	
3/30/2021	0.0035 (J)	
8/23/2021	0.0038 (J)	
2/14/2022	0.0041 (J)	
7/28/2022	0.0053 (J)	
1/31/2023	0.0087 (J)	
8/22/2023	0.0039 (J)	
2/5/2024	0.004 (J)	
8/20/2024	0.0058 (J)	
12/3/2024		0.0017 (J)
2/7/2025	0.0028 (J)	
2/12/2025		0.0028 (J)
8/8/2025		0.0027 (J)
8/11/2025	<0.01	
2/4/2026		0.0038 (J)
2/5/2026	0.0089 (J)	
Mean	0.004885	0.00275
Std. Dev.	0.001907	0.0008583
Upper Lim.	0.00594	0.004699
Lower Lim.	0.003572	0.0008014

ND substitution: RL or RL/2 if <15% NDs.

Confidence Interval

Constituent: Selenium (mg/L) Analysis Run 4/14/2026 1:46 PM View: Appendix IV Confidence Intervals

Plant Bowen Client: Southern Company Data: Bowen AP-1

	BGWC-8	BGWC-9	BGWC-12	BGWC-14A	BGWC-16	BGWC-17	BGWC-18	BGWC-19
6/6/2016		0.00031 (J)						
6/7/2016	4.8E-05 (J)		<0.005		<0.005	0.0004 (J)		
6/8/2016							<0.005	0.00043 (J)
8/10/2016	<0.005							
8/11/2016		0.001 (J)			<0.005	<0.005		
8/12/2016			<0.005				<0.005	<0.005
10/4/2016	<0.005							
10/5/2016		0.0017 (J)						
10/6/2016			<0.005					
10/7/2016					<0.005	<0.005	<0.005	<0.005
12/2/2016	<0.005							
12/5/2016		<0.005	<0.005					
12/6/2016					<0.005	<0.005	<0.005	
12/7/2016								<0.005
2/14/2017	<0.005							
2/15/2017		<0.005	<0.005					
2/16/2017					0.0012 (J)	<0.005	<0.005	<0.005
4/14/2017	<0.005							
4/17/2017		<0.005						
4/18/2017			<0.005		<0.005			
4/19/2017						<0.005	<0.005	<0.005
5/26/2017	<0.005	0.0014 (J)						
5/30/2017					<0.005	<0.005		
6/1/2017							<0.005	<0.005
6/2/2017			<0.005					
7/10/2017	<0.005							
7/11/2017		<0.005						
7/13/2017			<0.005					
7/14/2017					<0.005	<0.005	<0.005	<0.005
3/26/2018	<0.005							
3/27/2018		<0.005			<0.005	<0.005	<0.005	<0.005
3/28/2018			<0.005					
2/25/2019	<0.005				<0.005			
2/27/2019						<0.005	<0.005	
2/28/2019			<0.005					
3/1/2019								<0.005
4/1/2019	0.00015 (J)	0.0004 (J)	0.0004 (J)					
4/2/2019					0.0006 (J)	0.00077 (J)	0.001 (J)	
4/3/2019								0.00058 (J)
9/24/2019	<0.005	<0.005						
9/25/2019			<0.005					
9/26/2019					<0.005	<0.005	<0.005	<0.005
2/19/2020	<0.005							
2/20/2020		<0.005			0.0026 (J)			
2/24/2020			<0.005			0.0013 (J)	<0.005	0.0013 (J)
3/18/2020	<0.005							
3/19/2020		0.0015 (J)	<0.005		0.0019 (J)	0.0022 (J)		
3/20/2020							<0.005	<0.005
5/22/2020				0.0014 (J)				
6/23/2020				<0.005				
7/28/2020				<0.005				
9/2/2020				<0.005				

ND substitution: RL or RL/2 if <15% NDs.

Confidence Interval

Constituent: Selenium (mg/L) Analysis Run 4/14/2026 1:46 PM View: Appendix IV Confidence Intervals

Plant Bowen Client: Southern Company Data: Bowen AP-1

	BGWC-8	BGWC-9	BGWC-12	BGWC-14A	BGWC-16	BGWC-17	BGWC-18	BGWC-19
9/23/2020	<0.005							
9/24/2020		<0.005			0.003 (J)	<0.005	<0.005	
9/25/2020			<0.005					
9/28/2020								<0.005
10/1/2020				<0.005				
11/10/2020				<0.005				
12/15/2020				<0.005				
1/20/2021				<0.005				
2/16/2021	<0.005							
2/17/2021		<0.005						
2/18/2021				<0.005	0.0017 (J)	<0.005	<0.005	<0.005
2/19/2021			<0.005					
3/24/2021	<0.005	<0.005	<0.005	<0.005	0.0017 (J)	<0.005	<0.005	
3/26/2021								<0.005
8/18/2021	<0.005	0.0014 (J)	<0.005	<0.005	<0.005			
8/19/2021						<0.005	<0.005	
8/20/2021								<0.005
2/9/2022				<0.005				
2/10/2022	<0.005	<0.005						
2/11/2022			<0.005		<0.005	<0.005		
2/16/2022							<0.005	<0.005
7/26/2022	<0.005	0.0015 (J)		<0.005				
7/27/2022			<0.005		0.0018 (J)	<0.005	<0.005	<0.005
1/26/2023	<0.005	0.0015 (J)	<0.005	<0.005	0.0024 (J)	<0.005	0.0022 (J)	
1/27/2023								<0.005
8/16/2023	<0.005		<0.005	<0.005				
8/17/2023		0.0015 (J)			0.0015 (J)	<0.005	<0.005	
8/18/2023								<0.005
2/1/2024	<0.005	0.0011 (J)	<0.005	<0.005	0.0034 (J)	<0.005		
2/2/2024							0.0024 (J)	0.0013 (J)
8/16/2024	<0.005			<0.005				
8/19/2024		0.0012 (J)	<0.005		0.0013 (J)	<0.005	0.0013 (J)	<0.005
2/5/2025	<0.005	0.0016 (J)	<0.005	<0.005				
2/6/2025					0.0036 (J)			
2/7/2025						<0.005	<0.005	<0.005
7/31/2025	<0.005							
8/4/2025		<0.005	<0.005	<0.005				
8/5/2025					<0.005	<0.005	<0.005	
8/6/2025								<0.005
2/3/2026	<0.005	0.0013 (J)	0.001 (J)					
2/4/2026				0.00064 (J)	0.0022 (J)	<0.005	0.0016 (J)	
2/5/2026								0.00082 (J)
Mean	0.004637	0.002977	0.004681	0.004602	0.003478	0.004432	0.004389	0.004238
Std. Dev.	0.001308	0.001934	0.001151	0.001231	0.001613	0.001413	0.001327	0.001636
Upper Lim.	0.005	0.005	0.005	0.005	0.005	0.005	0.005	0.005
Lower Lim.	0.00015	0.0014	0.001	0.0014	0.0018	0.0022	0.0024	0.0013

ND substitution: RL or RL/2 if <15% NDs.

Confidence Interval

Constituent: Selenium (mg/L) Analysis Run 4/14/2026 1:46 PM View: Appendix IV Confidence Intervals

Plant Bowen Client: Southern Company Data: Bowen AP-1

	BGWC-20	BGWC-21	BGWC-22	BGWC-23	BGWC-24	BGWC-30	BGWC-31	BGWC-32
6/8/2016	<0.005	<0.005	<0.005					
6/9/2016				<0.005	0.00099 (J)			
8/12/2016	<0.005							
8/18/2016		<0.005	<0.005	<0.005	0.0023 (J)			
10/10/2016	<0.005	0.001 (J)	<0.005	<0.005	0.004 (J)			
12/7/2016	0.0037 (J)			0.0176	0.0302			
12/8/2016		<0.005	0.012					
1/23/2017						0.015		
2/7/2017						0.0114		
2/17/2017	<0.005	<0.005	<0.005					
2/20/2017				<0.005	0.0044 (J)			
3/27/2017						0.0092 (J)		
4/17/2017						0.0082 (J)		
4/19/2017	<0.005	<0.005		<0.005	0.0046 (J)			
4/20/2017			<0.005					
5/22/2017						0.0094 (J)		
6/1/2017	<0.005	<0.005						
6/5/2017			0.0018 (J)	<0.005	0.0033 (J)	0.0118		
7/11/2017						0.012		
7/17/2017				<0.005	0.0052 (J)			
7/18/2017	<0.005	<0.005						
7/19/2017			<0.005					
8/23/2017						0.0097 (J)		
3/26/2018						<0.005		
3/28/2018	<0.005	<0.005						
3/29/2018			<0.005	<0.005	<0.005			
2/27/2019	<0.005							
3/1/2019			<0.005	<0.005	<0.005	0.01 (J)		
4/2/2019						0.0092 (J)		
4/3/2019	<0.005	0.00012 (J)	<0.005	<0.005	0.0038 (J)			
4/4/2019							8E-05 (J)	
4/5/2019								0.00015 (J)
9/24/2019							<0.005	
9/26/2019	<0.005							<0.005
9/27/2019			<0.005	<0.005		0.0033 (J)		
9/30/2019		<0.005			0.0065 (J)			
2/24/2020	<0.005							
2/25/2020			<0.005	0.002 (J)				
2/26/2020		<0.005			0.0077 (J)	<0.005	<0.005	
2/27/2020								<0.005
3/20/2020		<0.005	<0.005					
3/23/2020	<0.005			<0.005		0.0041 (J)	<0.005	
3/24/2020								<0.005
3/25/2020					0.0067 (J)			
9/24/2020		<0.005	0.0026 (J)	<0.005				
9/25/2020					0.01	0.0035 (J)		<0.005
9/28/2020	<0.005						<0.005	
2/18/2021	<0.005							
2/19/2021		<0.005	<0.005	<0.005	0.0065			
2/22/2021							<0.005	
2/23/2021								<0.005
3/8/2021						0.0048 (J)		

ND substitution: RL or RL/2 if <15% NDs.

Confidence Interval

Constituent: Selenium (mg/L) Analysis Run 4/14/2026 1:46 PM View: Appendix IV Confidence Intervals

Plant Bowen Client: Southern Company Data: Bowen AP-1

	BGWC-20	BGWC-21	BGWC-22	BGWC-23	BGWC-24	BGWC-30	BGWC-31	BGWC-32
3/25/2021						0.0021 (J)		
3/26/2021				<0.005	<0.005			
3/29/2021	<0.005	<0.005	<0.005				<0.005	
3/30/2021								<0.005
8/19/2021						0.0052		
8/20/2021	<0.005	<0.005					<0.005	
8/23/2021			<0.005	<0.005	0.0045 (J)			
8/25/2021								<0.005
2/14/2022				<0.005		0.0084		
2/15/2022			<0.005		0.0055			
2/16/2022	<0.005	<0.005					<0.005	<0.005
7/27/2022	<0.005							
7/28/2022		<0.005					<0.005	
7/29/2022								<0.005
8/1/2022				<0.005		0.0074		
8/2/2022			<0.005		0.0027 (J)			
10/21/2022					0.0045 (J)			
1/27/2023		<0.005					<0.005	
1/30/2023	<0.005							
1/31/2023								<0.005
2/1/2023					0.006	0.01		
2/2/2023				0.0019 (J)				
2/7/2023			0.0016 (J)					
8/18/2023	<0.005						<0.005	<0.005
8/21/2023						0.0065		
8/22/2023			0.0017 (J)					
8/23/2023		<0.005		<0.005				
8/25/2023					0.0049 (J)			
1/30/2024					0.0054			
2/2/2024							<0.005	
2/5/2024	<0.005	<0.005						
2/6/2024						0.0093		
2/8/2024			0.0012 (J)	<0.005				<0.005
8/19/2024							<0.005	
8/20/2024	<0.005							
8/21/2024			<0.005		0.004 (J)			<0.005
8/22/2024		<0.005		<0.005		0.0032 (J)		
2/6/2025	0.002 (J)						<0.005	
2/10/2025		<0.005				0.0024 (J)		
2/11/2025				0.0015 (J)	0.007			
2/12/2025								<0.005
2/13/2025			0.002 (J)					
8/5/2025						0.0053		
8/7/2025	0.0022 (J)		0.0025 (J)					
8/8/2025							<0.005	
8/11/2025		<0.005		0.0034 (JM1)	0.0083			
8/12/2025								0.0013 (J)
2/2/2026					0.012			
2/4/2026		<0.005						
2/5/2026	0.0016 (J)						<0.005	
2/6/2026				0.0039 (J)				0.0027 (J)
2/9/2026						0.0041 (J)		

ND substitution: RL or RL/2 if <15% NDs.

Confidence Interval

Constituent: Selenium (mg/L) Analysis Run 4/14/2026 1:46 PM View: Appendix IV Confidence Intervals

Plant Bowen Client: Southern Company Data: Bowen AP-1

	BGWC-20	BGWC-21	BGWC-22	BGWC-23	BGWC-24	BGWC-30	BGWC-31	BGWC-32
2/10/2026			0.0018 (J)					
Mean	0.004611	0.004658	0.004341	0.005011	0.006017	0.007056	0.004711	0.004362
Std. Dev.	0.001	0.001213	0.002109	0.002727	0.005326	0.003589	0.001193	0.001491
Upper Lim.	0.005	0.005	0.005	0.005	0.00652	0.008768	0.005	0.005
Lower Lim.	0.0037	0.001	0.0025	0.0039	0.003617	0.005343	8E-05	0.0027

Confidence Interval

Constituent: Selenium (mg/L) Analysis Run 4/14/2026 1:46 PM View: Appendix IV Confidence Intervals

Plant Bowen Client: Southern Company Data: Bowen AP-1

	BGWC-34D	BGWC-35D	BGWC-36D	BGWC-38D	BGWC-40	BGWC-43D	BGWC-49D	BGWC-51
4/2/2019			0.014					
4/4/2019	0.0001 (J)	<0.005						
9/24/2019	<0.005							
9/26/2019		<0.005						
9/27/2019			0.0071 (J)					
2/25/2020		<0.005						
2/26/2020			0.0029 (J)					
2/27/2020	<0.005			<0.005				
2/28/2020					0.0018 (J)			
3/23/2020			0.0033 (J)					
3/24/2020	<0.005			<0.005				
3/25/2020		<0.005			0.0039 (J)			
9/2/2020				0.003 (J)				
9/3/2020						0.0028 (J)		
9/25/2020		<0.005						
9/28/2020	<0.005		0.0076 (J)					
9/29/2020					0.005 (J)			
1/28/2021								0.014
2/19/2021	<0.005							
2/22/2021		<0.005			0.0094			
2/23/2021								0.013
3/8/2021			0.011			<0.005		
3/9/2021				0.005				
3/25/2021			0.012					
3/26/2021		<0.005						
3/29/2021				<0.005		<0.005		
3/30/2021	<0.005				0.0098			0.01 (J)
4/19/2021							<0.005	
8/19/2021				<0.005				
8/20/2021		<0.005						
8/23/2021			0.0086			<0.005		0.013
8/24/2021	<0.005				0.0096		<0.005	
2/14/2022			0.011	<0.005				0.0042 (J)
2/15/2022						<0.005		
2/16/2022	<0.005				0.0084			
2/17/2022		<0.005					<0.005	
7/28/2022	<0.005	<0.005			0.007			
7/29/2022			0.011					
8/1/2022						<0.005	<0.005	0.0036 (J)
8/2/2022				<0.005				
1/30/2023	<0.005	<0.005						
1/31/2023					0.0097			0.0058
2/1/2023			0.0098				<0.005	
2/7/2023				<0.005		<0.005		
8/18/2023	<0.005				0.0082			
8/21/2023			0.014	0.0019 (J)				0.0097
8/22/2023							<0.005	
8/23/2023						<0.005		
8/24/2023		<0.005						
1/30/2024			0.013			0.0055		
2/5/2024	<0.005							0.004 (J)
2/6/2024				0.0039 (J)			<0.005	

ND substitution: RL or RL/2 if <15% NDs.

Confidence Interval

Constituent: Selenium (mg/L) Analysis Run 4/14/2026 1:46 PM View: Appendix IV Confidence Intervals

Plant Bowen Client: Southern Company Data: Bowen AP-1

	BGWC-34D	BGWC-35D	BGWC-36D	BGWC-38D	BGWC-40	BGWC-43D	BGWC-49D	BGWC-51
2/7/2024		<0.005			0.0091			
8/20/2024	<0.005		0.012		0.0066			0.0049 (J)
8/21/2024						0.001 (J)	<0.005	
8/22/2024		<0.005		0.0044 (J)				
2/5/2025			0.016					
2/6/2025	<0.005							0.0056
2/10/2025					0.0067		0.0015 (J)	
2/11/2025		0.0034 (J)		0.0045 (J)		0.0019 (J)		
8/6/2025				0.011			0.005	
8/7/2025	<0.005		0.012			0.003 (J)		
8/8/2025					0.0066			
8/11/2025		0.0078						
8/13/2025								0.0062
2/4/2026	<0.005							
2/5/2026			0.015		0.0076			0.0052
2/6/2026		0.0085 (J)				0.0039 (J)		
2/9/2026				0.0092			0.0054	
Mean	0.004712	0.005276	0.01061	0.005193	0.007293	0.004085	0.004718	0.007631
Std. Dev.	0.001188	0.001155	0.003727	0.002212	0.002324	0.001444	0.001074	0.003788
Upper Lim.	0.005	0.0078	0.01294	0.005	0.008868	0.0055	0.005	0.01013
Lower Lim.	0.0001	0.0034	0.008271	0.0039	0.005719	0.0019	0.005	0.004806

ND substitution: RL or RL/2 if <15% NDs.

Confidence Interval

Constituent: Selenium (mg/L) Analysis Run 4/14/2026 1:46 PM View: Appendix IV Confidence Intervals

Plant Bowen Client: Southern Company Data: Bowen AP-1

	BGWC-52	BGWC-53D
1/28/2021	<0.005	
2/23/2021	0.0016 (J)	
3/30/2021	<0.005	
8/23/2021	<0.005	
2/14/2022	0.0018 (J)	
7/28/2022	<0.005	
1/31/2023	<0.005	
8/22/2023	0.0039 (J)	
2/5/2024	0.0014 (J)	
8/20/2024	0.0022 (J)	
12/3/2024		<0.005
2/7/2025	0.0043 (J)	
2/12/2025		<0.005
8/8/2025		<0.005
8/11/2025	0.0031 (J)	
2/4/2026		0.00071 (J)
2/5/2026	0.0041 (J)	
Mean	0.003646	0.003927
Std. Dev.	0.00144	0.002145
Upper Lim.	0.005	0.005
Lower Lim.	0.0016	0.00071

ND substitution: RL or RL/2 if <15% NDs.

Confidence Interval

Constituent: Thallium (mg/L) Analysis Run 4/14/2026 1:46 PM View: Appendix IV Confidence Intervals

Plant Bowen Client: Southern Company Data: Bowen AP-1

	BGWC-7	BGWC-9	BGWC-12	BGWC-14A	BGWC-16	BGWC-17	BGWC-18	BGWC-19
6/6/2016		<0.0005						
6/7/2016			<0.0005		0.0002 (J)	8.5E-05 (J)		
6/8/2016	<0.0005						<0.0005	8.5E-05 (J)
8/11/2016	<0.0005	<0.0005			0.0002 (J)	8E-05 (J)		
8/12/2016			9E-05 (J)				6E-05 (J)	8E-05 (J)
10/5/2016		<0.0005						
10/6/2016	<0.0005		<0.0005					
10/7/2016					0.0002 (J)	<0.0005	<0.0005	<0.0005
12/5/2016		<0.0005	<0.0005					
12/6/2016	<0.0005				0.0003 (J)	<0.0005	<0.0005	
12/7/2016								<0.0005
2/15/2017	<0.0005	<0.0005	<0.0005					
2/16/2017					0.0003 (J)	<0.0005	<0.0005	<0.0005
4/17/2017		<0.0005						
4/18/2017	<0.0005		9E-05 (J)		0.0002 (J)			
4/19/2017						8E-05 (J)	<0.0005	6E-05 (J)
5/26/2017		<0.0005						
5/30/2017					0.0002 (J)	9E-05 (J)		
6/1/2017							<0.0005	8E-05 (J)
6/2/2017	<0.0005		<0.0005					
7/11/2017		<0.0005						
7/13/2017			8E-05 (J)					
7/14/2017	<0.0005				0.0002 (J)	9E-05 (J)	<0.0005	8E-05 (J)
3/27/2018	<0.0005	<0.0005			0.00019 (J)	<0.0005	<0.0005	<0.0005
3/28/2018			<0.0005					
6/12/2018		<0.0005			0.0002 (J)			
6/13/2018	<0.0005							
6/14/2018			<0.0005			<0.0005	<0.0005	
6/15/2018								<0.0005
10/17/2018		<0.0005	<0.0005			<0.0005		
10/18/2018	<0.0005				0.0002 (J)		<0.0005	
10/19/2018								<0.0005
2/25/2019					0.00023 (J)			
2/27/2019						<0.0005	<0.0005	
2/28/2019	<0.0005		<0.0005					
3/1/2019								<0.0005
4/1/2019		6.5E-05 (J)	<0.0005					
4/2/2019	7E-05 (J)				0.0002 (J)	7.5E-05 (J)	<0.0005	
4/3/2019								<0.0005
9/24/2019	8.7E-05 (J)	<0.0005						
9/25/2019			6E-05 (J)					
9/26/2019					0.00023 (J)	0.00026 (J)	7.1E-05 (J)	8E-05 (J)
2/20/2020		0.00022 (J)			0.00028 (J)			
2/21/2020	9.6E-05 (J)							
2/24/2020			<0.0005			5.9E-05 (J)	6.8E-05 (J)	<0.0005
3/19/2020	0.00011 (J)	0.00018 (J)	6.2E-05 (J)		0.00022 (J)	6.1E-05 (J)		
3/20/2020							<0.0005	<0.0005
5/22/2020				0.00016 (J)				
6/23/2020				0.00011 (J)				
7/28/2020				0.00026 (J)				
9/2/2020				0.00035 (J)				
9/24/2020		<0.0005			0.00024 (J)	0.00018 (J)	<0.0005	

ND substitution: RL or RL/2 if <15% NDs.

Confidence Interval

Constituent: Thallium (mg/L) Analysis Run 4/14/2026 1:46 PM View: Appendix IV Confidence Intervals

Plant Bowen Client: Southern Company Data: Bowen AP-1

	BGWC-7	BGWC-9	BGWC-12	BGWC-14A	BGWC-16	BGWC-17	BGWC-18	BGWC-19
9/25/2020	<0.0005		<0.0005					
9/28/2020								<0.0005
10/1/2020				0.0005 (J)				
11/10/2020				0.00044 (J)				
12/15/2020				0.00044 (J)				
1/20/2021				0.00031 (J)				
2/17/2021		<0.0005						
2/18/2021	<0.0005			0.00077 (J)	0.00023 (J)	<0.0005	<0.0005	<0.0005
2/19/2021			<0.0005					
3/24/2021		<0.0005	<0.0005	0.00023 (J)	0.00019 (J)	<0.0005	<0.0005	
3/26/2021								<0.0005
3/30/2021	0.00015 (J)							
8/18/2021		<0.0005	<0.0005	0.00039 (J)	0.00023 (J)			
8/19/2021	0.00023 (J)					<0.0005	<0.0005	
8/20/2021								<0.0005
2/9/2022				0.00024 (J)				
2/10/2022		<0.0005						
2/11/2022	0.0003 (J)		<0.0005		0.00024 (J)	<0.0005		
2/16/2022							<0.0005	0.00021 (J)
7/26/2022		<0.0005		0.00047 (J)				
7/27/2022			<0.0005		0.00025 (J)	<0.0005	<0.0005	<0.0005
7/28/2022	0.00029 (J)							
1/26/2023	0.00019 (J)	0.00018 (J)	<0.0005	0.00048 (J)	0.00023 (J)	<0.0005	0.00019 (J)	
1/27/2023								<0.0005
8/16/2023			<0.0005	0.00059 (J)				
8/17/2023	0.00074 (J)	0.0002 (J)			0.00025 (J)	<0.0005	<0.0005	
8/18/2023								<0.0005
2/1/2024		<0.0005	<0.0005	0.0006 (J)	<0.001	<0.0005		
2/2/2024	<0.0005						<0.0005	<0.0005
8/16/2024	<0.0005			0.00064 (J)				
8/19/2024		<0.0005	<0.0005		<0.001	<0.0005	<0.0005	<0.0005
2/5/2025		<0.0005	<0.0005	0.00066 (J)				
2/6/2025	0.00016 (J)				0.00027 (J)			
2/7/2025						<0.0005	<0.0005	<0.0005
8/4/2025		0.00018 (J)	<0.0005	0.00057				
8/5/2025	0.00015 (J)				0.00025 (J)	<0.0005	<0.0005	
8/6/2025								<0.0005
2/3/2026		<0.0005	<0.0005					
2/4/2026	<0.0005			0.00068	0.00023 (J)	<0.0005	<0.0005	
2/5/2026								<0.0005
Mean	0.0003818	0.0004295	0.000427	0.0004445	0.0002469	0.0003641	0.0004444	0.0004026
Std. Dev.	0.0001829	0.0001395	0.0001629	0.0001859	7.658E-05	0.000194	0.0001428	0.0001773
Upper Lim.	0.0005	0.0005	0.0005	0.0005501	0.00025	0.0005	0.0005	0.0005
Lower Lim.	0.00019	0.00022	9E-05	0.0003389	0.0002	9E-05	0.00019	0.00021

ND substitution: RL or RL/2 if <15% NDs.

Confidence Interval

Constituent: Thallium (mg/L) Analysis Run 4/14/2026 1:46 PM View: Appendix IV Confidence Intervals

Plant Bowen Client: Southern Company Data: Bowen AP-1

	BGWC-20	BGWC-22	BGWC-23	BGWC-24	BGWC-30	BGWC-32	BGWC-34D	BGWC-35D
6/8/2016	<0.001	0.00035 (J)						
6/9/2016			0.0001 (J)	0.00022 (J)				
8/12/2016	<0.001							
8/18/2016		0.0005 (J)	<0.001	<0.001				
10/10/2016	<0.001	0.0006 (J)	<0.001	0.0003 (J)				
12/7/2016	<0.001		<0.001	<0.001				
12/8/2016		0.0005 (J)						
1/23/2017					0.0008 (J)			
2/7/2017					0.0008 (J)			
2/17/2017	<0.001	0.0006 (J)						
2/20/2017			<0.001	0.0003 (J)				
3/27/2017					0.0006 (J)			
4/17/2017					0.0007 (J)			
4/19/2017	<0.001		<0.001	0.0004 (J)				
4/20/2017		0.0006 (J)						
5/22/2017					0.0008 (J)			
6/1/2017	<0.001							
6/5/2017		0.0006 (J)	<0.001	0.0004 (J)	0.0007 (J)			
7/11/2017					0.0007 (J)			
7/17/2017			<0.001	0.0004 (J)				
7/18/2017	<0.001							
7/19/2017		0.0007 (J)						
8/23/2017					0.0007 (J)			
3/26/2018					0.00058 (J)			
3/28/2018	<0.001							
3/29/2018		0.00063 (J)	<0.001	0.00048 (J)				
6/13/2018	<0.001		<0.001	0.00053 (J)				
6/14/2018		0.00069 (J)						
6/15/2018					0.00056 (J)			
10/19/2018							<0.0005	
10/22/2018	<0.001	0.00071 (J)	<0.001	0.00047 (J)	0.00034 (J)	0.00014 (J)		<0.0025
2/27/2019	<0.001							
3/1/2019		0.00074 (J)	<0.001	0.0007 (J)	0.00024 (J)			
4/2/2019					0.00024 (J)			
4/3/2019	<0.001	0.0007 (J)	<0.001	0.00064 (J)				
4/4/2019							<0.0005	<0.0025
4/5/2019						0.00046 (J)		
9/24/2019							<0.0005	
9/26/2019	<0.001					0.00017 (J)		<0.0025
9/27/2019		0.00088 (J)	0.00018 (J)		0.00014 (J)			
9/30/2019				0.00069 (J)				
2/24/2020	<0.001							
2/25/2020		0.00062 (J)	0.00015 (J)					<0.0025
2/26/2020				0.00073 (J)	8.5E-05 (J)			
2/27/2020						0.00013 (J)	8.9E-05 (J)	
3/20/2020		0.00063 (J)						
3/23/2020	0.0002 (J)		0.00016 (J)		9.1E-05 (J)			
3/24/2020						8.4E-05 (J)	<0.0005	
3/25/2020				0.00066 (J)				6.8E-05 (J)
9/24/2020		0.001	0.00038 (J)					
9/25/2020				0.00057 (J)	<0.0005	0.00014 (J)		<0.0025
9/28/2020	<0.001						<0.0005	

ND substitution: RL or RL/2 if <15% NDs.

Confidence Interval

Constituent: Thallium (mg/L) Analysis Run 4/14/2026 1:46 PM View: Appendix IV Confidence Intervals

Plant Bowen Client: Southern Company Data: Bowen AP-1

	BGWC-20	BGWC-22	BGWC-23	BGWC-24	BGWC-30	BGWC-32	BGWC-34D	BGWC-35D
2/18/2021	<0.001							
2/19/2021		0.00089 (J)	0.00039 (J)	0.0005 (J)			<0.0005	
2/22/2021								0.00016 (J)
2/23/2021						0.00015 (J)		
3/8/2021					<0.0005			
3/25/2021					<0.0005			
3/26/2021			0.00069 (J)	0.00057 (J)				<0.0025
3/29/2021	<0.001	0.0009 (J)						
3/30/2021						0.00016 (J)	<0.0005	
8/19/2021					0.00022 (J)			
8/20/2021	0.00025 (J)							0.00026 (J)
8/23/2021		0.00088 (J)	<0.001	0.00051 (J)				
8/24/2021							<0.0005	
8/25/2021						<0.0005		
2/14/2022			<0.001		<0.0005			
2/15/2022		0.0011		0.00045 (J)				
2/16/2022	<0.001					<0.0005	<0.0005	
2/17/2022								<0.0025
7/27/2022	<0.001							
7/28/2022							<0.0005	0.00022 (J)
7/29/2022						<0.0005		
8/1/2022			<0.001		<0.0005			
8/2/2022		0.00098 (J)		<0.001				
10/21/2022				0.00032 (J)				
1/30/2023	<0.001						<0.0005	<0.0025
1/31/2023						<0.0005		
2/1/2023				0.00035 (J)	<0.0005			
2/2/2023			0.00027 (J)					
2/7/2023		0.0008 (J)						
8/18/2023	<0.001					<0.0005	<0.0005	
8/21/2023					<0.0005			
8/22/2023		0.0013						
8/23/2023			<0.001					
8/24/2023								<0.0025
8/25/2023				0.00028 (J)				
1/30/2024				<0.001				
2/5/2024	<0.001						<0.0005	
2/6/2024					<0.0005			
2/7/2024								<0.0025
2/8/2024		0.00083 (J)	<0.001			<0.0005		
8/20/2024	<0.001						<0.0005	
8/21/2024		0.00064 (J)		<0.001		<0.0005		
8/22/2024			0.00057 (J)		<0.0005			<0.0025
2/6/2025	0.00023 (J)						<0.0005	
2/10/2025					<0.0005			
2/11/2025			0.00038 (J)	0.0002 (J)				<0.0025
2/12/2025						<0.0005		
2/13/2025		0.0011						
8/5/2025					<0.0005			
8/7/2025	0.00025 (J)	0.00064					<0.0005	
8/11/2025			0.00036 (J)	0.00028 (J)				<0.0025
8/12/2025						<0.0005		

ND substitution: RL or RL/2 if <15% NDs.

Confidence Interval

Constituent: Thallium (mg/L) Analysis Run 4/14/2026 1:46 PM View: Appendix IV Confidence Intervals

Plant Bowen Client: Southern Company Data: Bowen AP-1

	BGWC-20	BGWC-22	BGWC-23	BGWC-24	BGWC-30	BGWC-32	BGWC-34D	BGWC-35D
2/2/2026				0.00023 (J)				
2/4/2026							<0.0005	
2/5/2026	0.0003 (J)							
2/6/2026			0.00027 (J)			<0.0005		<0.0025
2/9/2026					<0.0005			
2/10/2026		0.00094						
Mean	0.00087	0.0007603	0.0007207	0.0005393	0.000493	0.0003574	0.0004772	0.001984
Std. Dev.	0.0002902	0.0002101	0.0003558	0.0002557	0.0002033	0.0001802	9.687E-05	0.0009944
Upper Lim.	0.001	0.0008566	0.001	0.0004837	0.0003637	0.0005	0.0005	0.0025
Lower Lim.	0.0003	0.0006641	0.00038	0.0003313	0.0001766	0.00014	8.9E-05	0.00026

ND substitution: RL or RL/2 if <15% NDs.

Confidence Interval

Constituent: Thallium (mg/L) Analysis Run 4/14/2026 1:46 PM View: Appendix IV Confidence Intervals

Plant Bowen Client: Southern Company Data: Bowen AP-1

	BGWC-36D	BGWC-38D	BGWC-40	BGWC-43D	BGWC-51	BGWC-52	PZ-7
10/17/2018	0.00026 (J)						
4/2/2019	0.00022 (J)						
9/27/2019	0.00037 (J)						
2/26/2020	0.00013 (J)						
2/27/2020		0.0027					
2/28/2020			<0.0005				
3/23/2020	0.00011 (J)						
3/24/2020		5.6E-05 (J)					
3/25/2020			0.00014 (J)				
9/2/2020		0.00042 (J)					
9/3/2020				0.0024			
9/28/2020	0.00019 (J)						
9/29/2020			<0.0005				
1/28/2021					0.0002 (J)	0.00045 (J)	
2/22/2021			<0.0005				
2/23/2021					<0.0005	0.00023 (J)	
3/8/2021	0.0002 (J)			0.0015			
3/9/2021		<0.001					
3/25/2021	0.00019 (J)						
3/29/2021		0.00018 (J)		0.0016			
3/30/2021			<0.0005		0.0004 (J)	0.00024 (J)	
8/19/2021		<0.001					
8/23/2021	0.00024 (J)			0.0028	<0.0005	0.00037 (J)	
8/24/2021			<0.0005				
2/14/2022	0.00022 (J)	<0.001			<0.0005	<0.0005	
2/15/2022				0.0034			
2/16/2022			<0.0005				
4/28/2022							<0.001
7/28/2022			<0.0005			<0.0005	
7/29/2022	0.00018 (J)						
8/1/2022				0.0028	<0.0005		
8/2/2022		<0.001					<0.001
1/31/2023			<0.0005		<0.0005	0.0002 (J)	
2/1/2023	<0.001						
2/2/2023							<0.001
2/7/2023		<0.001		0.0011			
8/18/2023			<0.0005				
8/21/2023	<0.001	<0.001			<0.0005		
8/22/2023						<0.0005	
8/23/2023				0.0021			
1/30/2024	<0.001			0.0055			
2/5/2024					<0.0005	<0.0005	
2/6/2024		<0.001					
2/7/2024			<0.0005				
4/3/2024				0.0021			
8/20/2024	<0.001		<0.0005		<0.0005	0.00039 (J)	
8/21/2024				0.0022			
8/22/2024		0.00093 (J)					0.00042 (J)
2/5/2025	0.0002 (J)						
2/6/2025					<0.0005		
2/7/2025						<0.0005	0.0002 (J)
2/10/2025			<0.0005				

ND substitution: RL or RL/2 if <15% NDs.

Confidence Interval

Constituent: Thallium (mg/L) Analysis Run 4/14/2026 1:46 PM View: Appendix IV Confidence Intervals

Plant Bowen Client: Southern Company Data: Bowen AP-1

	BGWC-36D	BGWC-38D	BGWC-40	BGWC-43D	BGWC-51	BGWC-52	PZ-7
2/11/2025		0.0013		0.0024			
8/6/2025		0.00016 (J)					
8/7/2025	0.00017 (J)			0.0021			
8/8/2025			<0.0005				
8/11/2025						<0.0005	0.00036 (J)
8/13/2025					<0.0005		
2/4/2026							0.00023 (J)
2/5/2026	0.00019 (J)		<0.0005		<0.0005	<0.0005	
2/6/2026				0.0018			
2/9/2026		0.00065					
Mean	0.0003817	0.0008931	0.000476	0.002414	0.0004692	0.0004138	0.0006014
Std. Dev.	0.0003443	0.0006291	9.295E-05	0.001065	8.549E-05	0.0001174	0.0003801
Upper Lim.	0.00037	0.0013	0.0005	0.003045	0.0005	0.0005	0.0004156
Lower Lim.	0.00018	0.00018	0.00014	0.001701	0.0004	0.00023	0.0002007

ND substitution: RL or RL/2 if <15% NDs.

FIGURE J.

Appendix IV Trend Tests - Confidence Interval Exceedances - Significant Results

Plant Bowen Client: Southern Company Data: Bowen AP-1 Printed 4/9/2026, 2:41 PM

Constituent	Well	Slope	Calc.	Critical	Sig.	N	%NDs	Normality	Xform	Alpha	Method
Cobalt (mg/L)	**BGWC-16**	**0.0009139**	**300**	**106**	**Yes**	**29**	**3.448**	**n/a**	**n/a**	**0.05**	**NP**
Cobalt (mg/L)	**BGWC-22**	**0.002474**	**159**	**123**	**Yes**	**32**	**0**	**n/a**	**n/a**	**0.05**	**NP**
Lithium (mg/L)	**BGWA-29 (bg)**	**0**	**-109**	**-106**	**Yes**	**29**	**65.52**	**n/a**	**n/a**	**0.05**	**NP**
Lithium (mg/L)	**BGWA-48D (bg)**	**0**	**64**	**62**	**Yes**	**20**	**65**	**n/a**	**n/a**	**0.05**	**NP**
Lithium (mg/L)	**BGWC-20**	**0.006067**	**224**	**106**	**Yes**	**29**	**0**	**n/a**	**n/a**	**0.05**	**NP**

Appendix IV Trend Tests - Confidence Interval Exceedances - All Results

Plant Bowen Client: Southern Company Data: Bowen AP-1 Printed 4/9/2026, 2:41 PM

Constituent	Well	Slope	Calc.	Critical	Sig.	N	%NDs	Normality	Xform	Alpha	Method
Arsenic (mg/L)	BGWA-2 (bg)	0	33	106	No	29	55.17	n/a	n/a	0.05	NP
Arsenic (mg/L)	BGWA-29 (bg)	0	65	106	No	29	65.52	n/a	n/a	0.05	NP
Arsenic (mg/L)	BGWA-47D (bg)	0	38	62	No	20	80	n/a	n/a	0.05	NP
Arsenic (mg/L)	BGWA-48D (bg)	0	-11	-62	No	20	35	n/a	n/a	0.05	NP
Arsenic (mg/L)	BGWC-34D	-0.0002746	-44	-62	No	20	0	n/a	n/a	0.05	NP
Cobalt (mg/L)	BGWA-2 (bg)	0	32	112	No	30	90	n/a	n/a	0.05	NP
Cobalt (mg/L)	BGWA-29 (bg)	0	0	106	No	29	100	n/a	n/a	0.05	NP
Cobalt (mg/L)	BGWA-47D (bg)	0	17	62	No	20	95	n/a	n/a	0.05	NP
Cobalt (mg/L)	BGWA-48D (bg)	0	25	62	No	20	90	n/a	n/a	0.05	NP
Cobalt (mg/L)	**BGWC-16**	**0.0009139**	**300**	**106**	**Yes**	**29**	**3.448**	**n/a**	**n/a**	**0.05**	**NP**
Cobalt (mg/L)	**BGWC-22**	**0.002474**	**159**	**123**	**Yes**	**32**	**0**	**n/a**	**n/a**	**0.05**	**NP**
Lithium (mg/L)	BGWA-2 (bg)	0	28	106	No	29	96.55	n/a	n/a	0.05	NP
Lithium (mg/L)	**BGWA-29 (bg)**	**0**	**-109**	**-106**	**Yes**	**29**	**65.52**	**n/a**	**n/a**	**0.05**	**NP**
Lithium (mg/L)	BGWA-47D (bg)	0	-61	-62	No	20	75	n/a	n/a	0.05	NP
Lithium (mg/L)	**BGWA-48D (bg)**	**0**	**64**	**62**	**Yes**	**20**	**65**	**n/a**	**n/a**	**0.05**	**NP**
Lithium (mg/L)	**BGWC-20**	**0.006067**	**224**	**106**	**Yes**	**29**	**0**	**n/a**	**n/a**	**0.05**	**NP**
Molybdenum (mg/L)	BGWA-2 (bg)	0	106	112	No	30	60	n/a	n/a	0.05	NP
Molybdenum (mg/L)	BGWA-29 (bg)	0	4	106	No	29	96.55	n/a	n/a	0.05	NP
Molybdenum (mg/L)	BGWA-47D (bg)	0	19	62	No	20	95	n/a	n/a	0.05	NP
Molybdenum (mg/L)	BGWA-48D (bg)	-0.0001144	-7	-62	No	20	0	n/a	n/a	0.05	NP
Molybdenum (mg/L)	BGWC-43D	-0.002687	-6	-45	No	16	0	n/a	n/a	0.05	NP

Sanitas™ v.10.1.06 Software licensed to Groundwater Stats Consulting. UG
Hollow symbols indicate censored values.

Sen's Slope Estimator

BGWA-2 (bg)

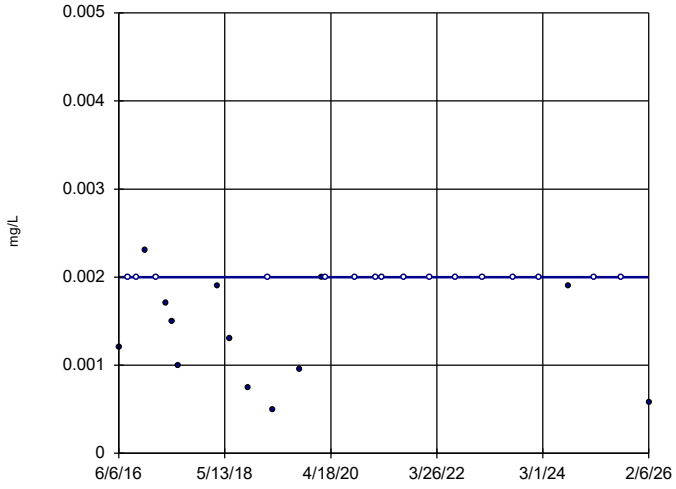

n = 29

Slope = 0
units per year.

Mann-Kendall
statistic = 33
critical = 106

Trend not sig-
nificant at 95%
confidence level
(α = 0.025 per
tail).

Constituent: Arsenic Analysis Run 4/9/2026 2:39 PM View: Appendix IV Trend Tests
Plant Bowen Client: Southern Company Data: Bowen AP-1

Sanitas™ v.10.1.06 Software licensed to Groundwater Stats Consulting. UG
Hollow symbols indicate censored values.

Sen's Slope Estimator

BGWA-29 (bg)

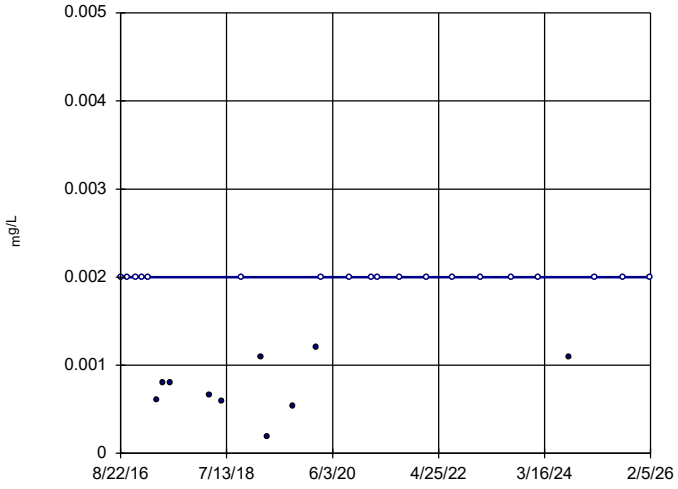

n = 29

Slope = 0
units per year.

Mann-Kendall
statistic = 65
critical = 106

Trend not sig-
nificant at 95%
confidence level
(α = 0.025 per
tail).

Constituent: Arsenic Analysis Run 4/9/2026 2:39 PM View: Appendix IV Trend Tests
Plant Bowen Client: Southern Company Data: Bowen AP-1

Sanitas™ v.10.1.06 Software licensed to Groundwater Stats Consulting. UG
Hollow symbols indicate censored values.

Sen's Slope Estimator

BGWA-47D (bg)

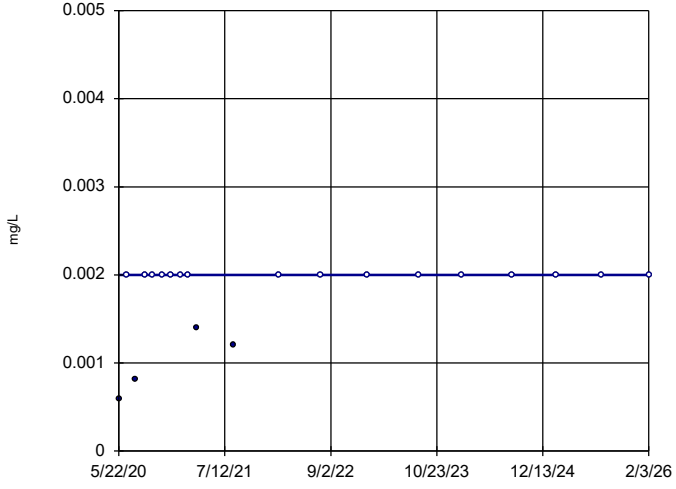

n = 20

Slope = 0
units per year.

Mann-Kendall
statistic = 38
critical = 62

Trend not sig-
nificant at 95%
confidence level
(α = 0.025 per
tail).

Constituent: Arsenic Analysis Run 4/9/2026 2:39 PM View: Appendix IV Trend Tests
Plant Bowen Client: Southern Company Data: Bowen AP-1

Sanitas™ v.10.1.06 Software licensed to Groundwater Stats Consulting. UG
Hollow symbols indicate censored values.

Sen's Slope Estimator

BGWA-48D (bg)

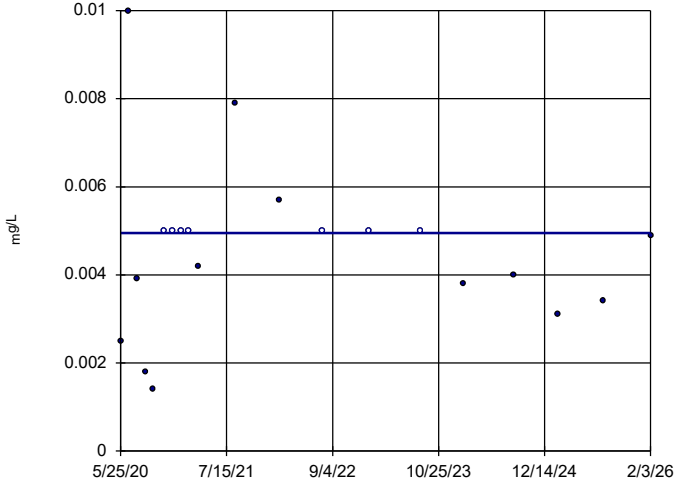

n = 20

Slope = 0
units per year.

Mann-Kendall
statistic = -11
critical = -62

Trend not sig-
nificant at 95%
confidence level
(α = 0.025 per
tail).

Constituent: Arsenic Analysis Run 4/9/2026 2:39 PM View: Appendix IV Trend Tests
Plant Bowen Client: Southern Company Data: Bowen AP-1

Sanitas™ v.10.1.06 Software licensed to Groundwater Stats Consulting. UG

Sen's Slope Estimator

BGWC-34D

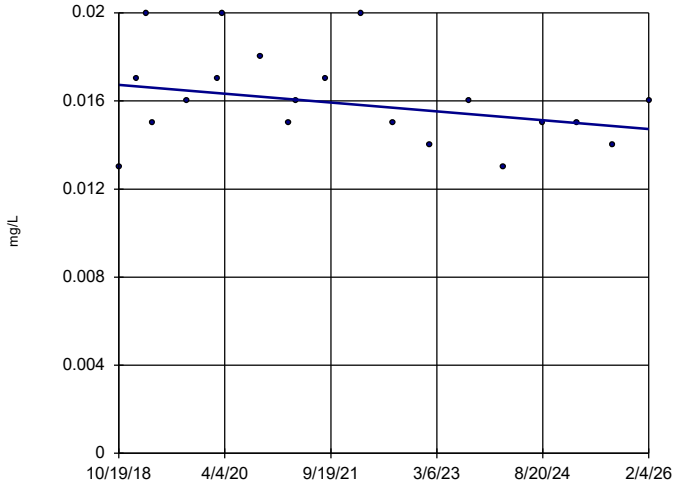

n = 20

Slope = -0.0002746 units per year.

Mann-Kendall statistic = -44 critical = -62

Trend not significant at 95% confidence level (α = 0.025 per tail).

Constituent: Arsenic Analysis Run 4/9/2026 2:39 PM View: Appendix IV Trend Tests

Plant Bowen Client: Southern Company Data: Bowen AP-1

Sanitas™ v.10.1.06 Software licensed to Groundwater Stats Consulting. UG

Hollow symbols indicate censored values.

Sen's Slope Estimator

BGWA-2 (bg)

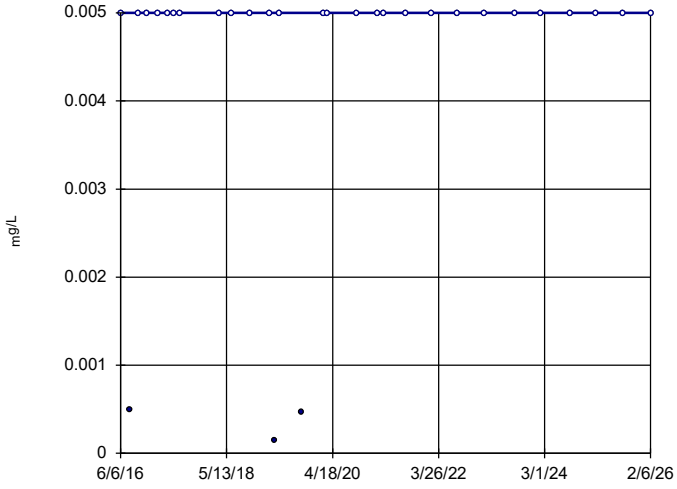

n = 30

Slope = 0 units per year.

Mann-Kendall statistic = 32 critical = 112

Trend not significant at 95% confidence level (α = 0.025 per tail).

Constituent: Cobalt Analysis Run 4/9/2026 2:39 PM View: Appendix IV Trend Tests

Plant Bowen Client: Southern Company Data: Bowen AP-1

Sanitas™ v.10.1.06 Software licensed to Groundwater Stats Consulting. UG

Hollow symbols indicate censored values.

Sen's Slope Estimator

BGWA-29 (bg)

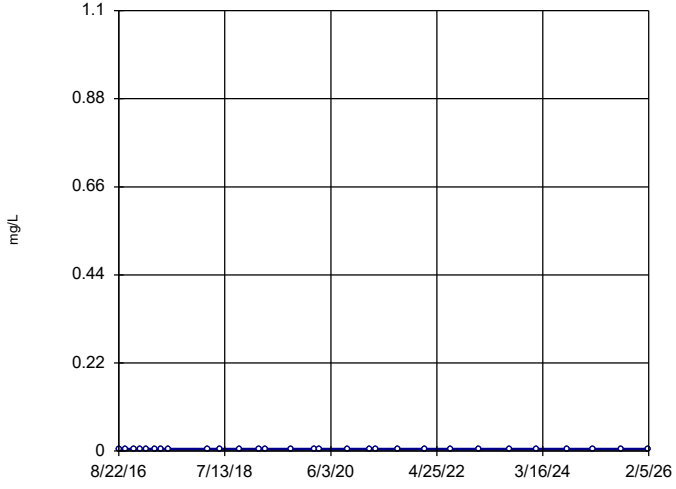

n = 29

Slope = 0 units per year.

Mann-Kendall statistic = 0 critical = 106

Trend not significant at 95% confidence level (α = 0.025 per tail).

Constituent: Cobalt Analysis Run 4/9/2026 2:39 PM View: Appendix IV Trend Tests

Plant Bowen Client: Southern Company Data: Bowen AP-1

Sanitas™ v.10.1.06 Software licensed to Groundwater Stats Consulting. UG

Hollow symbols indicate censored values.

Sen's Slope Estimator

BGWA-47D (bg)

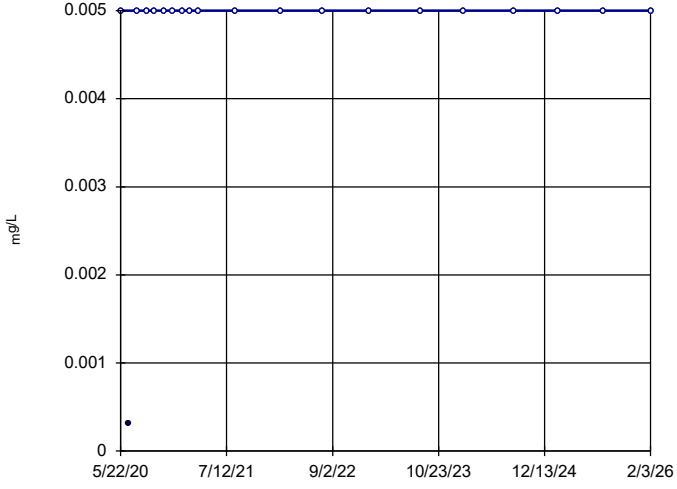

n = 20

Slope = 0 units per year.

Mann-Kendall statistic = 17 critical = 62

Trend not significant at 95% confidence level (α = 0.025 per tail).

Constituent: Cobalt Analysis Run 4/9/2026 2:39 PM View: Appendix IV Trend Tests

Plant Bowen Client: Southern Company Data: Bowen AP-1

Sanitas™ v.10.1.06 Software licensed to Groundwater Stats Consulting. UG
Hollow symbols indicate censored values.

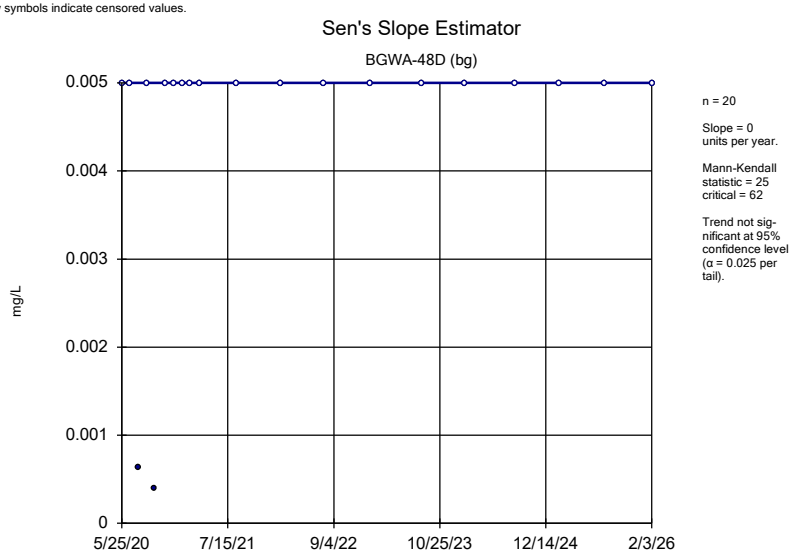

Constituent: Cobalt Analysis Run 4/9/2026 2:40 PM View: Appendix IV Trend Tests
Plant Bowen Client: Southern Company Data: Bowen AP-1

Sanitas™ v.10.1.06 Software licensed to Groundwater Stats Consulting. UG
Hollow symbols indicate censored values.

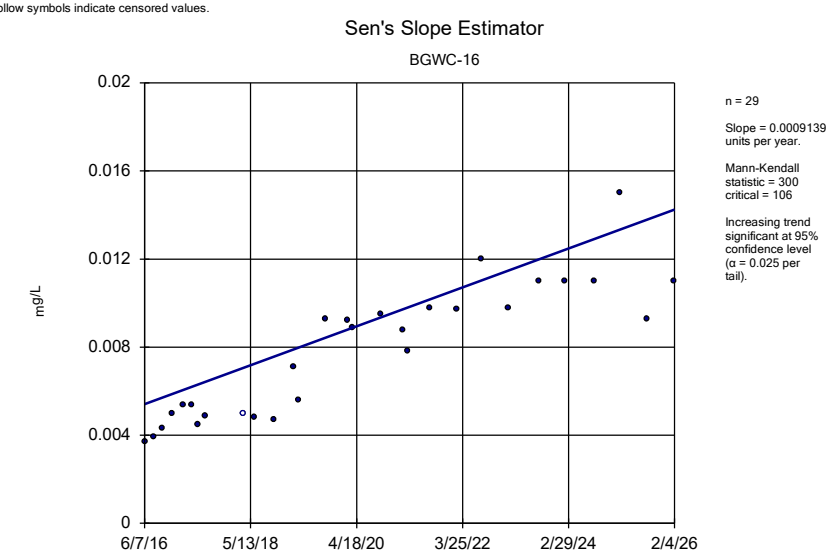

Constituent: Cobalt Analysis Run 4/9/2026 2:40 PM View: Appendix IV Trend Tests
Plant Bowen Client: Southern Company Data: Bowen AP-1

Sanitas™ v.10.1.06 Software licensed to Groundwater Stats Consulting. UG

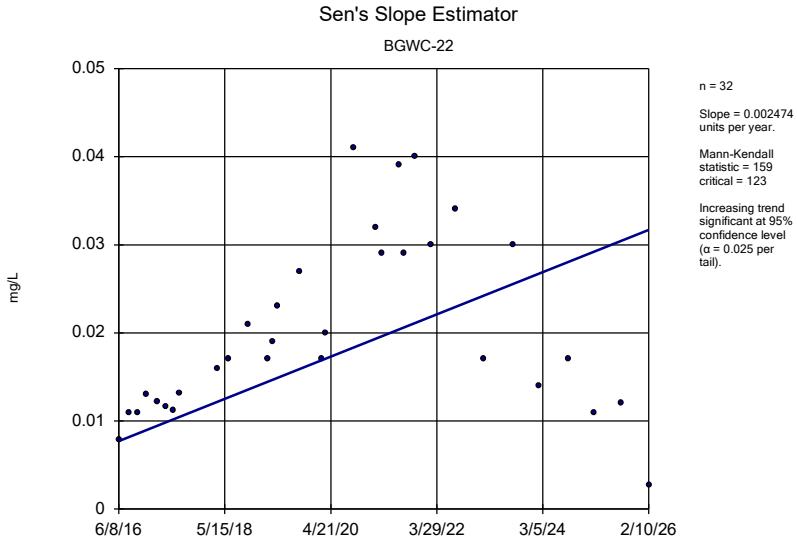

Constituent: Cobalt Analysis Run 4/9/2026 2:40 PM View: Appendix IV Trend Tests
Plant Bowen Client: Southern Company Data: Bowen AP-1

Sanitas™ v.10.1.06 Software licensed to Groundwater Stats Consulting. UG
Hollow symbols indicate censored values.

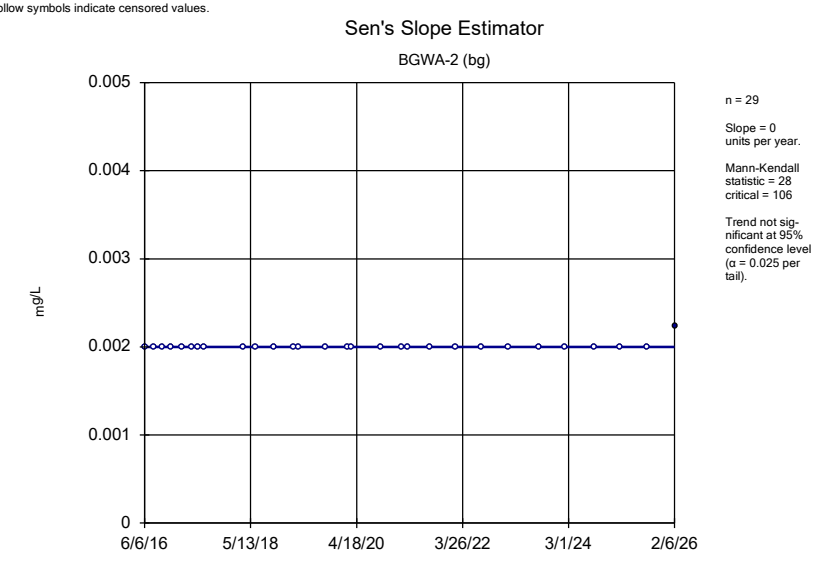

Constituent: Lithium Analysis Run 4/9/2026 2:40 PM View: Appendix IV Trend Tests
Plant Bowen Client: Southern Company Data: Bowen AP-1

Sanitas™ v.10.1.06 Software licensed to Groundwater Stats Consulting. UG
Hollow symbols indicate censored values.

Sen's Slope Estimator

BGWA-29 (bg)

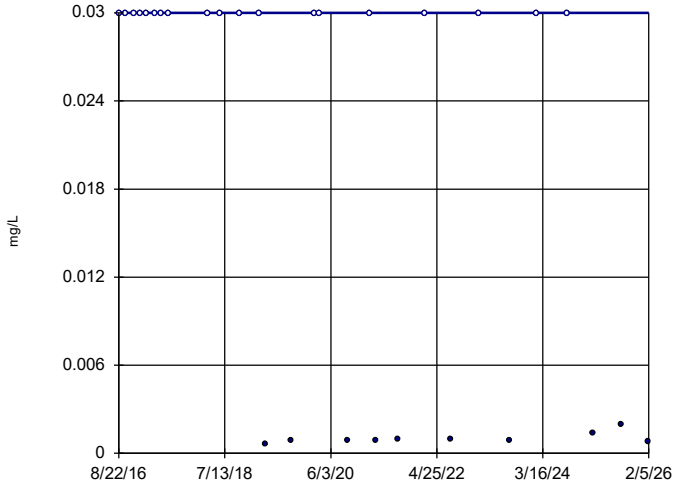

n = 29

Slope = 0
units per year.

Mann-Kendall
statistic = -109
critical = -106

Decreasing trend
significant at 95%
confidence level
(α = 0.025 per
tail).

Constituent: Lithium Analysis Run 4/9/2026 2:40 PM View: Appendix IV Trend Tests
Plant Bowen Client: Southern Company Data: Bowen AP-1

Sanitas™ v.10.1.06 Software licensed to Groundwater Stats Consulting. UG
Hollow symbols indicate censored values.

Sen's Slope Estimator

BGWA-47D (bg)

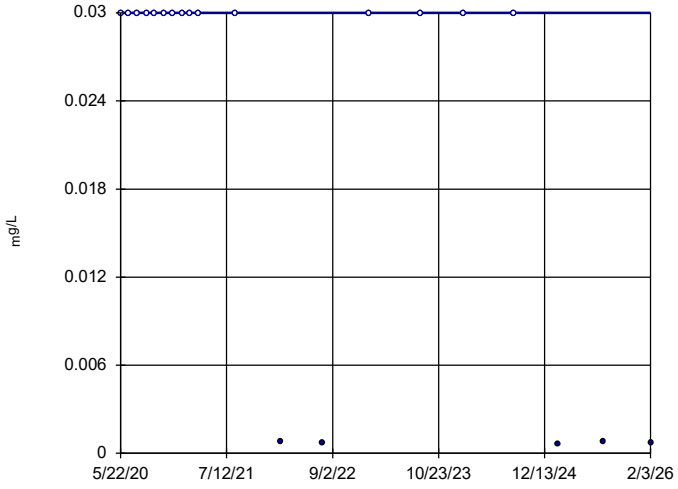

n = 20

Slope = 0
units per year.

Mann-Kendall
statistic = -61
critical = -62

Trend not sig-
nificant at 95%
confidence level
(α = 0.025 per
tail).

Constituent: Lithium Analysis Run 4/9/2026 2:40 PM View: Appendix IV Trend Tests
Plant Bowen Client: Southern Company Data: Bowen AP-1

Sanitas™ v.10.1.06 Software licensed to Groundwater Stats Consulting. UG
Hollow symbols indicate censored values.

Sen's Slope Estimator

BGWA-48D (bg)

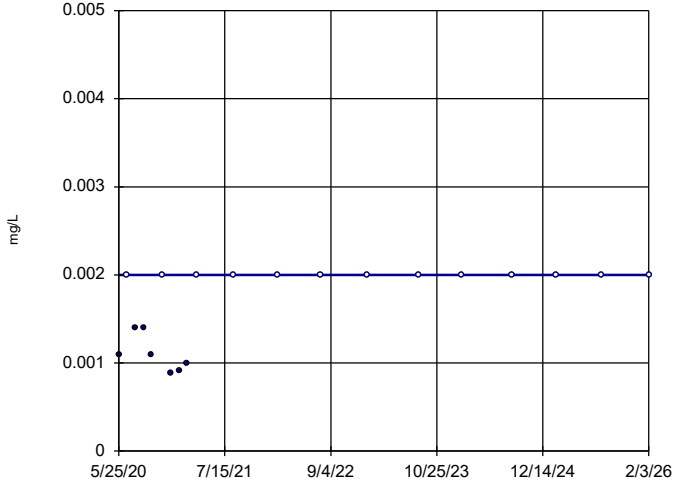

n = 20

Slope = 0
units per year.

Mann-Kendall
statistic = 64
critical = 62

Increasing trend
significant at 95%
confidence level
(α = 0.025 per
tail).

Constituent: Lithium Analysis Run 4/9/2026 2:40 PM View: Appendix IV Trend Tests
Plant Bowen Client: Southern Company Data: Bowen AP-1

Sanitas™ v.10.1.06 Software licensed to Groundwater Stats Consulting. UG

Sen's Slope Estimator

BGWC-20

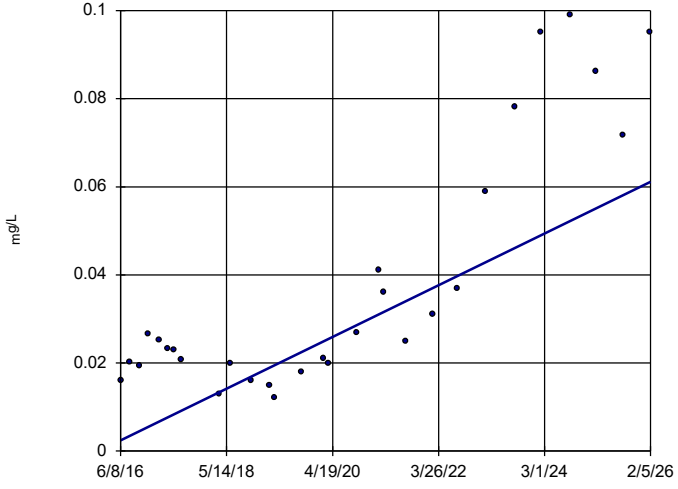

n = 29

Slope = 0.006067
units per year.

Mann-Kendall
statistic = 224
critical = 106

Increasing trend
significant at 95%
confidence level
(α = 0.025 per
tail).

Constituent: Lithium Analysis Run 4/9/2026 2:40 PM View: Appendix IV Trend Tests
Plant Bowen Client: Southern Company Data: Bowen AP-1

Sanitas™ v.10.1.06 Software licensed to Groundwater Stats Consulting. UG
Hollow symbols indicate censored values.

Sen's Slope Estimator

BGWA-2 (bg)

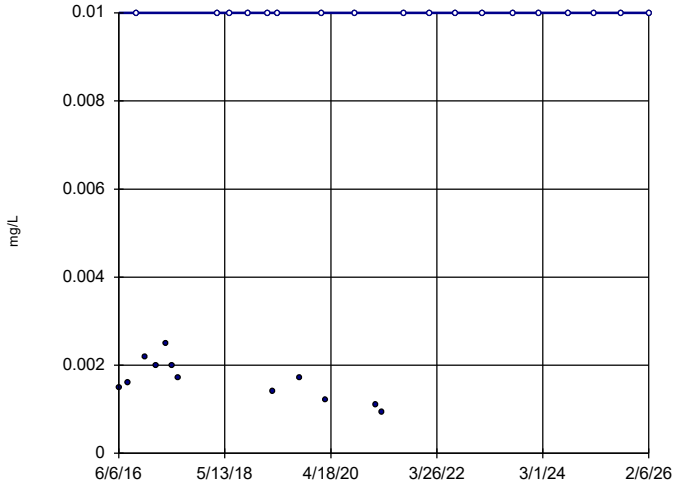

n = 30

Slope = 0
units per year.

Mann-Kendall
statistic = 106
critical = 112

Trend not sig-
nificant at 95%
confidence level
(α = 0.025 per
tail).

Constituent: Molybdenum Analysis Run 4/9/2026 2:40 PM View: Appendix IV Trend Tests
Plant Bowen Client: Southern Company Data: Bowen AP-1

Sanitas™ v.10.1.06 Software licensed to Groundwater Stats Consulting. UG
Hollow symbols indicate censored values.

Sen's Slope Estimator

BGWA-29 (bg)

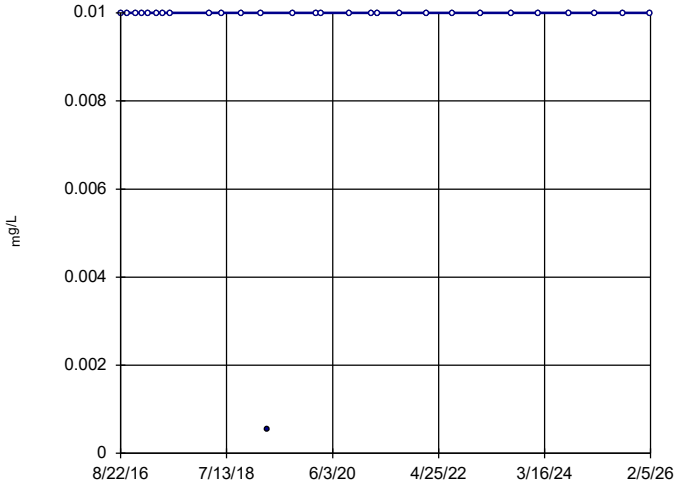

n = 29

Slope = 0
units per year.

Mann-Kendall
statistic = 4
critical = 106

Trend not sig-
nificant at 95%
confidence level
(α = 0.025 per
tail).

Constituent: Molybdenum Analysis Run 4/9/2026 2:40 PM View: Appendix IV Trend Tests
Plant Bowen Client: Southern Company Data: Bowen AP-1

Sanitas™ v.10.1.06 Software licensed to Groundwater Stats Consulting. UG
Hollow symbols indicate censored values.

Sen's Slope Estimator

BGWA-47D (bg)

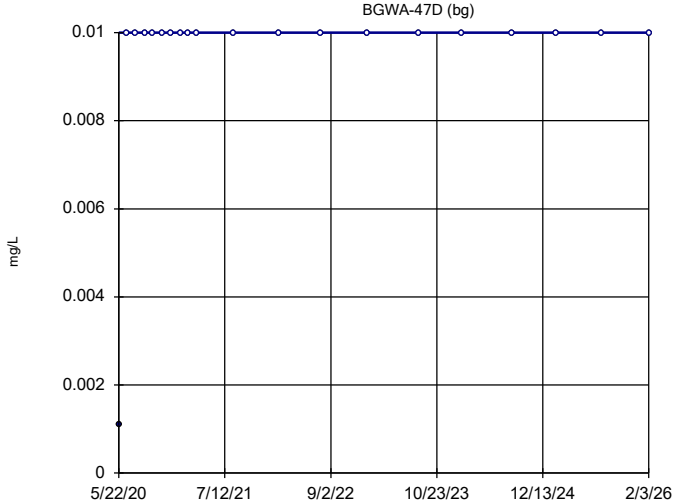

n = 20

Slope = 0
units per year.

Mann-Kendall
statistic = 19
critical = 62

Trend not sig-
nificant at 95%
confidence level
(α = 0.025 per
tail).

Constituent: Molybdenum Analysis Run 4/9/2026 2:40 PM View: Appendix IV Trend Tests
Plant Bowen Client: Southern Company Data: Bowen AP-1

Sanitas™ v.10.1.06 Software licensed to Groundwater Stats Consulting. UG

Sen's Slope Estimator

BGWA-48D (bg)

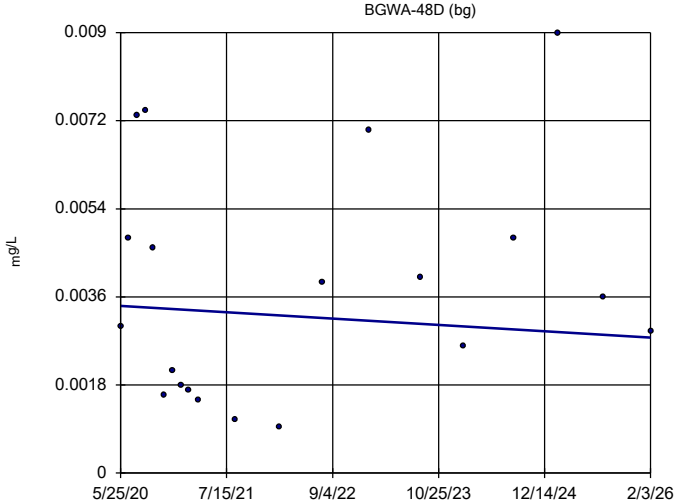

n = 20

Slope = -0.0001144
units per year.

Mann-Kendall
statistic = -7
critical = -62

Trend not sig-
nificant at 95%
confidence level
(α = 0.025 per
tail).

Constituent: Molybdenum Analysis Run 4/9/2026 2:40 PM View: Appendix IV Trend Tests
Plant Bowen Client: Southern Company Data: Bowen AP-1

Sanitas™ v.10.1.06 Software licensed to Groundwater Stats Consulting. UG

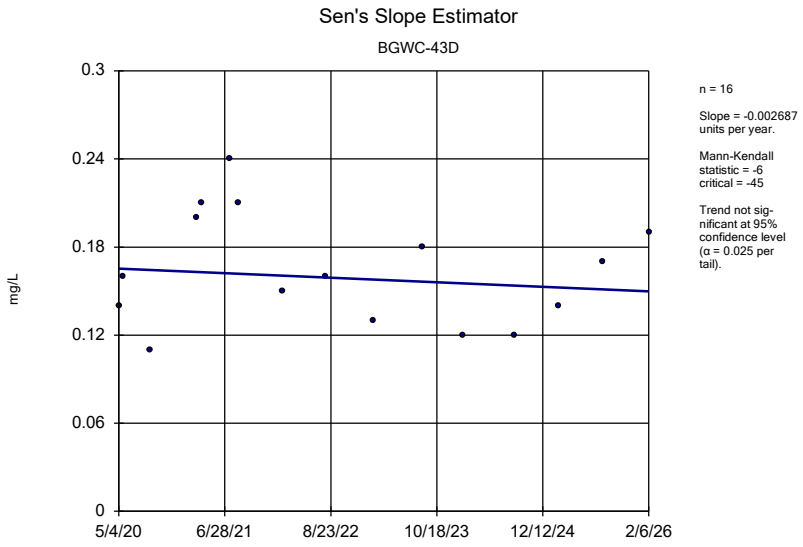

Constituent: Molybdenum Analysis Run 4/9/2026 2:40 PM View: Appendix IV Trend Tests

Plant Bowen Client: Southern Company Data: Bowen AP-1

FIGURE K.

Appendix III Interwell Prediction Limits - April 2026 Resample - Significant Results

Plant Bowen Client: Southern Company Data: Bowen AP-1 Printed 6/10/2026, 3:28 PM

Constituent	Well	Upper Lim.	Lower Lim.	Date	Observ.	Sig.	Bg N	%NDs	ND Adj.	Transform	Alpha	Method
Boron (mg/L)	**BGWC-20**	**0.04**	**n/a**	**4/7/2026**	**5.5**	**Yes**	**92**	**20.65**	**n/a**	**n/a**	**0.0002254**	**NP Inter (normality) 1 of 2**
Calcium (mg/L)	**BGWC-20**	**118**	**n/a**	**4/7/2026**	**329**	**Yes**	**92**	**0**	**n/a**	**n/a**	**0.0002254**	**NP Inter (normality) 1 of 2**
TDS (mg/L)	**BGWC-20**	**415**	**n/a**	**4/7/2026**	**1430**	**Yes**	**90**	**0**	**n/a**	**n/a**	**0.000234**	**NP Inter (normality) 1 of 2**

Appendix III Interwell Prediction Limits - April 2026 Resample - All Results

Plant Bowen Client: Southern Company Data: Bowen AP-1 Printed 6/10/2026, 3:28 PM

Constituent	Well	Upper Lim.	Lower Lim.	Date	Observ.	Sig.	Bg N	%NDs	ND Adj.	Transform	Alpha	Method
Boron (mg/L)	**BGWC-20**	**0.04**	**n/a**	**4/7/2026**	**5.5**	**Yes**	**92**	**20.65**	**n/a**	**n/a**	**0.0002254**	**NP Inter (normality) 1 of 2**
Calcium (mg/L)	**BGWC-20**	**118**	**n/a**	**4/7/2026**	**329**	**Yes**	**92**	**0**	**n/a**	**n/a**	**0.0002254**	**NP Inter (normality) 1 of 2**
Fluoride (mg/L)	BGWC-20	0.57	n/a	4/7/2026	0.1ND	No	101	47.52	n/a	n/a	0.000188	NP Inter (normality) 1 of 2
pH, Field (SU)	BGWC-20	8.335	6.597	4/7/2026	7.07	No	101	0	None	x^2	0.000198	Param Inter 1 of 2
pH, Field (SU)	BGWC-24	8.335	6.597	4/9/2026	6.73	No	101	0	None	x^2	0.000198	Param Inter 1 of 2
TDS (mg/L)	**BGWC-20**	**415**	**n/a**	**4/7/2026**	**1430**	**Yes**	**90**	**0**	**n/a**	**n/a**	**0.000234**	**NP Inter (normality) 1 of 2**

Sanitas™ v.10.1.06e Software licensed to Groundwater Stats Consulting. UG

Exceeds Limit: BGWC-20

Prediction Limit

Interwell Non-parametric

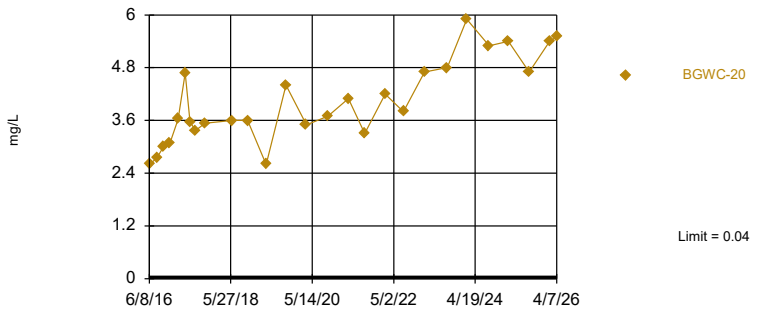

Non-parametric test used in lieu of parametric prediction limit because the Shapiro Francia normality test showed the data to be non-normal at the 0.01 alpha level. Limit is highest of 92 background values. 20.65% NDs. Annual per-constituent alpha = 0.00853. Individual comparison alpha = 0.0002254 (1 of 2). Assumes 18 future values.

Constituent: Boron Analysis Run 6/10/2026 3:27 PM View: Appendix III Interwell - Resample

Plant Bowen Client: Southern Company Data: Bowen AP-1

Sanitas™ v.10.1.06e Software licensed to Groundwater Stats Consulting. UG

Exceeds Limit: BGWC-20

Prediction Limit

Interwell Non-parametric

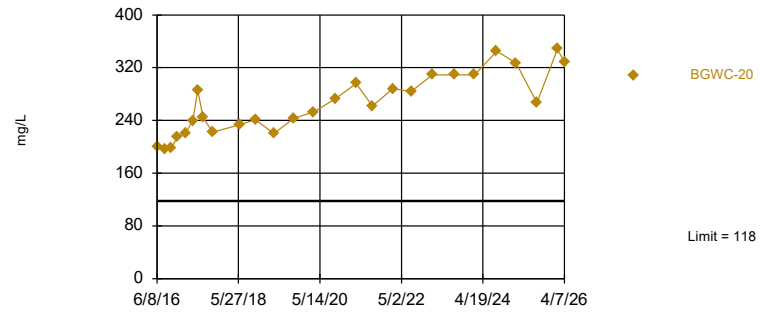

Non-parametric test used in lieu of parametric prediction limit because the Shapiro Francia normality test showed the data to be non-normal at the 0.01 alpha level. Limit is highest of 92 background values. Annual per-constituent alpha = 0.00853. Individual comparison alpha = 0.0002254 (1 of 2). Assumes 18 future values.

Constituent: Calcium Analysis Run 6/10/2026 3:27 PM View: Appendix III Interwell - Resample

Plant Bowen Client: Southern Company Data: Bowen AP-1

Sanitas™ v.10.1.06e Software licensed to Groundwater Stats Consulting. UG

Hollow symbols indicate censored values.

Within Limit

Prediction Limit

Interwell Non-parametric

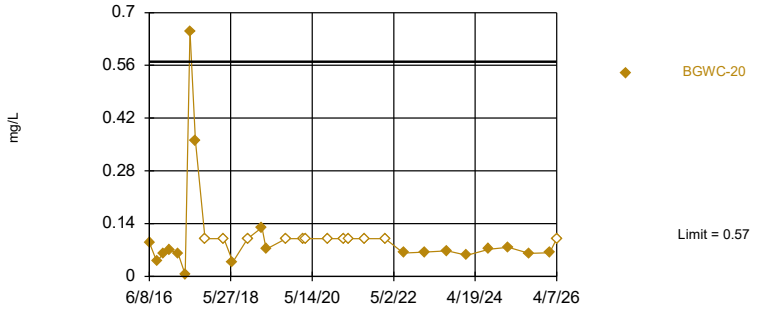

Non-parametric test used in lieu of parametric prediction limit because the Chi Squared normality test showed the data to be non-normal at the 0.01 alpha level. Limit is highest of 101 background values. 47.52% NDs. Annual per-constituent alpha = 0.007121. Individual comparison alpha = 0.000188 (1 of 2). Assumes 18 future values.

Constituent: Fluoride Analysis Run 6/10/2026 3:27 PM View: Appendix III Interwell - Resample

Plant Bowen Client: Southern Company Data: Bowen AP-1

Sanitas™ v.10.1.06e Software licensed to Groundwater Stats Consulting. UG

Within Limits

Prediction Limit

Interwell Parametric

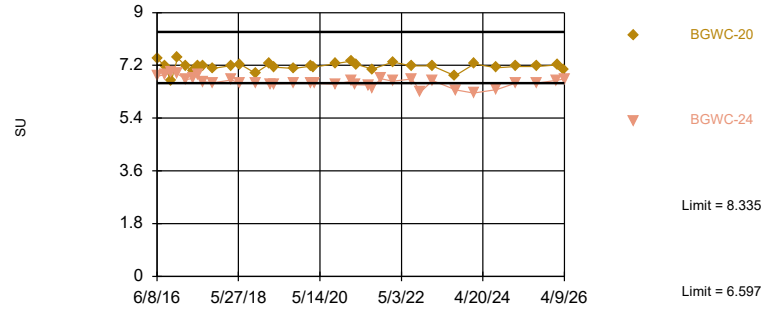

Background Data Summary (based on square transformation): Mean=56.49, Std. Dev.=6.128, n=101. Normality test: Chi Squared @alpha = 0.01, calculated = 13.16, critical = 14.07. Kappa = 2.117 (c=7, w=19, 1 of 2, event alpha = 0.05132). Report alpha = 0.007498. Individual comparison alpha = 0.000198. Comparing 2 points to limit. Assumes 17 future values.

Constituent: pH, Field Analysis Run 6/10/2026 3:27 PM View: Appendix III Interwell - Resample

Plant Bowen Client: Southern Company Data: Bowen AP-1

Sanitas™ v.10.1.06e Software licensed to Groundwater Stats Consulting. UG

Exceeds Limit: BGWC-20

Prediction Limit

Interwell Non-parametric

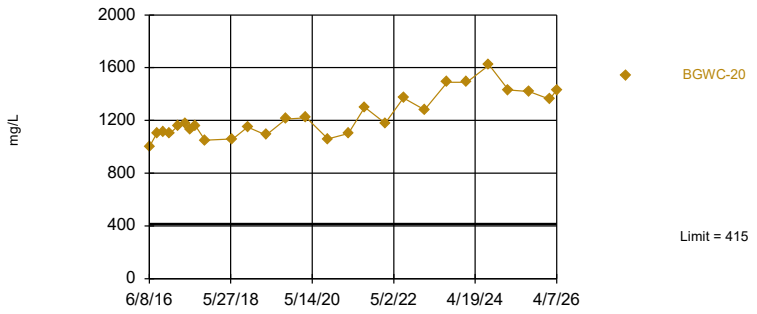

Non-parametric test used in lieu of parametric prediction limit because the Shapiro Francia normality test showed the data to be non-normal at the 0.01 alpha level. Limit is highest of 90 background values. Annual per-constituent alpha = 0.008855. Individual comparison alpha = 0.000234 (1 of 2). Assumes 18 future values.

Constituent: TDS Analysis Run 6/10/2026 3:27 PM View: Appendix III Interwell - Resample

Plant Bowen Client: Southern Company Data: Bowen AP-1

Prediction Limit

Constituent: Boron (mg/L) Analysis Run 6/10/2026 3:28 PM View: Appendix III Interwell - Resample

Plant Bowen Client: Southern Company Data: Bowen AP-1

	BGWA-2 (bg)	BGWC-20	BGWA-29 (bg)	BGWA-47D (bg)	BGWA-48D (bg)
6/6/2016	<0.04				
6/8/2016		2.6			
8/9/2016	0.0336 (J)				
8/12/2016		2.74			
8/22/2016			0.0132 (J)		
10/3/2016	0.0226 (J)				
10/4/2016			0.0065 (J)		
10/10/2016		3			
11/29/2016	0.0085 (J)				
12/1/2016			<0.04		
12/7/2016		3.08			
1/10/2017			<0.04		
2/13/2017	<0.04				
2/14/2017			<0.04		
2/17/2017		3.63			
4/13/2017	0.0084 (J)				
4/14/2017			<0.04		
4/19/2017		4.68			
5/25/2017	0.01 (J)		<0.04		
6/1/2017		3.57			
7/7/2017	0.009 (J)				
7/10/2017			<0.04		
7/18/2017		3.37			
10/9/2017	0.0063 (J)				
10/10/2017			<0.04		
10/11/2017		3.54			
6/12/2018	0.0058 (J)		0.0056 (J)		
6/13/2018		3.6			
10/16/2018	0.0066 (J)		0.0071 (J)		
10/22/2018		3.6			
4/1/2019	0.0076 (J)		0.0048 (J)		
4/3/2019		2.6			
5/2/2019	0.015 (J)				
9/23/2019	0.0069 (J)		0.0052 (J)		
9/26/2019		4.4			
2/19/2020			0.0057 (J)		
3/18/2020	0.016 (J)		0.0054 (J)		
3/23/2020		3.5			
5/22/2020				0.024 (J)	
5/25/2020					0.018 (J)
6/23/2020				0.019 (J)	0.015 (J)
7/28/2020				0.03 (J)	0.024 (J)
9/2/2020				0.022 (J)	
9/3/2020					0.022 (J)
9/23/2020	0.0086 (J)		<0.04		
9/28/2020		3.7			
10/1/2020				0.025 (J)	0.027 (J)
11/10/2020				0.025 (J)	0.032 (J)
12/15/2020				0.031 (J)	0.034 (J)
1/20/2021				0.022 (J)	0.034 (J)
3/23/2021			<0.04		
3/25/2021				0.017 (J)	0.026 (J)

ND substitution: RL or RL/2 if <15% NDs.

Prediction Limit

Constituent: Boron (mg/L) Analysis Run 6/10/2026 3:28 PM View: Appendix III Interwell - Resample

Plant Bowen Client: Southern Company Data: Bowen AP-1

	BGWA-2 (bg)	BGWC-20	BGWA-29 (bg)	BGWA-47D (bg)	BGWA-48D (bg)
3/26/2021	0.0094 (J)				
3/29/2021		4.1			
8/16/2021	0.013 (J)		<0.04	0.021 (J)	0.034 (J)
8/20/2021		3.3			
2/9/2022	0.0099 (J)			0.017 (J)	0.038 (J)
2/10/2022			0.012 (J)		
2/16/2022		4.2			
7/26/2022	0.014 (J)		0.013 (J)	0.022 (J)	0.017 (J)
7/27/2022		3.8			
1/24/2023	0.01 (J)		<0.04	0.016 (J)	0.014 (J)
1/30/2023		4.7			
8/15/2023				0.034 (J)	
8/16/2023			<0.04		0.01 (J)
8/18/2023		4.8			
8/21/2023	<0.04				
1/31/2024				0.023 (J)	0.024 (J)
2/5/2024		5.9	<0.04		
2/8/2024	0.022 (J)				
8/15/2024				0.014 (J)	0.016 (J)
8/20/2024		5.3			
8/21/2024	0.013 (J)		<0.04		
2/4/2025				0.022 (J)	0.022 (J)
2/6/2025		5.4	<0.04		
2/10/2025	0.018 (J)				
7/31/2025				0.021 (J)	0.022 (J)
8/5/2025	0.013 (J)				
8/7/2025		4.7			
8/12/2025			0.0092 (J)		
2/3/2026				0.023 (J)	0.028 (J)
2/5/2026		5.4	<0.04		
2/6/2026	0.018 (J)				
4/7/2026		5.5 (R)			

ND substitution: RL or RL/2 if <15% NDs.

Prediction Limit

Constituent: Calcium (mg/L) Analysis Run 6/10/2026 3:28 PM View: Appendix III Interwell - Resample

Plant Bowen Client: Southern Company Data: Bowen AP-1

	BGWA-2 (bg)	BGWC-20	BGWA-29 (bg)	BGWA-47D (bg)	BGWA-48D (bg)
6/6/2016	39				
6/8/2016		200			
8/9/2016	32.2				
8/12/2016		196			
8/22/2016			21.4		
10/3/2016	34.1				
10/4/2016			20.9		
10/10/2016		198			
11/29/2016	29.7				
12/1/2016			19.8		
12/7/2016		215			
1/10/2017			20.4		
2/13/2017	31.2				
2/14/2017			20.9		
2/17/2017		221			
4/13/2017	30.5				
4/14/2017			20.7 (J)		
4/19/2017		240			
5/25/2017	33.8		22.8 (J)		
6/1/2017		286			
7/7/2017	33.1				
7/10/2017			22.3		
7/18/2017		244			
10/9/2017	33.6				
10/10/2017			4.09		
10/11/2017		222			
6/12/2018	32.4		20.3 (J)		
6/13/2018		234			
10/16/2018	34.6		19.4 (J)		
10/22/2018		241			
4/1/2019	48.2		24.6		
4/3/2019		220			
5/2/2019	44.8				
9/23/2019	36.3		19.2		
9/26/2019		243			
2/19/2020			20.8		
3/18/2020	40.1		22.4		
3/23/2020		253			
5/22/2020				74	
5/25/2020					36.5
6/23/2020				99.5	39.4
7/28/2020				96.2	40.3
9/2/2020				109	
9/3/2020					51.8
9/23/2020	45.2		20.1		
9/28/2020		273			
10/1/2020				107	61.9
11/10/2020				117	80.3
12/15/2020				110	70.3
1/20/2021				111	67.5
3/23/2021			22.1		
3/25/2021				109	68.3

Prediction Limit

Constituent: Calcium (mg/L) Analysis Run 6/10/2026 3:28 PM View: Appendix III Interwell - Resample

Plant Bowen Client: Southern Company Data: Bowen AP-1

	BGWA-2 (bg)	BGWC-20	BGWA-29 (bg)	BGWA-47D (bg)	BGWA-48D (bg)
3/26/2021	46.7				
3/29/2021		296			
8/16/2021	48.3		21.5	108	61
8/20/2021		262			
2/9/2022	52.3			112	46.3
2/10/2022			20.3		
2/16/2022		288			
7/26/2022	46.7		20	105	34.5
7/27/2022		284			
1/24/2023	51.4		21	109	40.7
1/30/2023		309			
8/15/2023				102	
8/16/2023			20.9		37.7
8/18/2023		309			
8/21/2023	49.5				
1/31/2024				102	38.7
2/5/2024		309	20.5		
2/8/2024	48.6				
8/15/2024				105	40.6
8/20/2024		345			
8/21/2024	54.8		23.1		
2/4/2025				108	42.6
2/6/2025		327	23		
2/10/2025	50.1				
7/31/2025				113	42.2
8/5/2025	45.7				
8/7/2025		267			
8/12/2025			20.1		
2/3/2026				118	41.3
2/5/2026		348	21.3		
2/6/2026	50				
4/7/2026		329 (R)			

Prediction Limit

Constituent: Fluoride (mg/L) Analysis Run 6/10/2026 3:28 PM View: Appendix III Interwell - Resample

Plant Bowen Client: Southern Company Data: Bowen AP-1

	BGWA-2 (bg)	BGWC-20	BGWA-29 (bg)	BGWA-47D (bg)	BGWA-48D (bg)
6/6/2016	0.11 (J)				
6/8/2016		0.09 (J)			
8/9/2016	0.09 (J)				
8/12/2016		0.04 (J)			
8/22/2016			0.04 (J)		
10/3/2016	0.11 (J)				
10/4/2016			0.06 (J)		
10/10/2016		0.06 (J)			
11/29/2016	0.11 (J)				
12/1/2016			0.08 (J)		
12/7/2016		0.07 (J)			
1/10/2017			0.03 (J)		
2/13/2017	0.12 (J)				
2/14/2017			<0.1		
2/17/2017		0.06 (J)			
4/13/2017	0.1 (J)				
4/14/2017			0.01 (J)		
4/19/2017		0.005 (J)			
5/25/2017	0.08 (J)		0.005 (J)		
6/1/2017		0.65			
7/7/2017	0.13 (J)				
7/10/2017			0.06 (J)		
7/18/2017		0.36			
10/9/2017	0.11 (J)				
10/10/2017			<0.1		
10/11/2017		<0.1			
3/26/2018	<0.1		<0.1		
3/28/2018		<0.1			
6/12/2018	0.086 (J)		0.053 (J)		
6/13/2018		0.038 (J)			
10/16/2018	0.06 (J)		<0.1		
10/22/2018		<0.1			
2/25/2019	<0.1				
2/27/2019		0.13 (J)	<0.1		
4/1/2019	0.047 (J)		<0.1		
4/3/2019		0.072 (J)			
5/2/2019	<0.1				
9/23/2019	0.076 (J)		<0.1		
9/26/2019		<0.1			
2/18/2020	<0.1				
2/19/2020			<0.1		
2/24/2020		<0.1			
3/18/2020	<0.1		<0.1		
3/23/2020		<0.1			
5/22/2020				0.054 (J)	
5/25/2020					0.19 (J)
6/23/2020				<0.1	0.19
7/28/2020				<0.1	0.57
9/2/2020				<0.1	
9/3/2020					0.11
9/23/2020	<0.1		<0.1		
9/28/2020		<0.1			

ND substitution: RL or RL/2 if <15% NDs.

Prediction Limit

Constituent: Fluoride (mg/L) Analysis Run 6/10/2026 3:28 PM View: Appendix III Interwell - Resample

Plant Bowen Client: Southern Company Data: Bowen AP-1

	BGWA-2 (bg)	BGWC-20	BGWA-29 (bg)	BGWA-47D (bg)	BGWA-48D (bg)
10/1/2020				<0.1	0.063 (J)
11/10/2020				<0.1	<0.1
12/15/2020				<0.1	<0.1
1/20/2021				<0.1	<0.1
2/16/2021	<0.1		<0.1		
2/17/2021				<0.1	<0.1
2/18/2021		<0.1			
3/23/2021			<0.1		
3/25/2021				<0.1	<0.1
3/26/2021	<0.1				
3/29/2021		<0.1			
8/16/2021	<0.1		<0.1	<0.1	<0.1
8/20/2021		<0.1			
2/9/2022	<0.1			<0.1	0.065 (J)
2/10/2022			<0.1		
2/16/2022		<0.1			
7/26/2022	0.066 (J)		0.058 (J)	0.064 (J)	0.086 (J)
7/27/2022		0.062 (J)			
1/24/2023	0.055 (J)		0.052 (J)	0.05 (J)	0.076 (J)
1/30/2023		0.064 (J)			
8/15/2023				0.06 (J)	
8/16/2023			0.06 (J)		0.075 (J)
8/18/2023		0.068 (J)			
8/21/2023	<0.1				
1/31/2024				0.05 (J)	0.082 (J)
2/5/2024		0.056 (J)	<0.1		
2/8/2024	<0.1				
8/15/2024				<0.1	0.064 (J)
8/20/2024		0.072 (J)			
8/21/2024	0.065 (J)		0.061 (J)		
2/4/2025				0.068 (J)	0.11
2/6/2025		0.077 (J)	0.06 (J)		
2/10/2025	0.094 (J)				
7/31/2025				<0.1	0.12
8/5/2025	0.055 (J)				
8/7/2025		0.061 (J)			
8/12/2025			<0.1		
2/3/2026				0.063 (J)	0.14
2/5/2026		0.063 (J)	0.23		
2/6/2026	<0.1				
4/7/2026		<0.1 (R)			

ND substitution: RL or RL/2 if <15% NDs.

Prediction Limit

Constituent: pH, Field (SU) Analysis Run 6/10/2026 3:28 PM View: Appendix III Interwell - Resample

Plant Bowen Client: Southern Company Data: Bowen AP-1

	BGWA-2 (bg)	BGWC-20	BGWC-24	BGWA-29 (bg)	BGWA-47D (bg)	BGWA-48D (bg)
6/6/2016	7.69					
6/8/2016		7.45				
6/9/2016			6.83			
8/9/2016	7.72					
8/12/2016		7.18				
8/18/2016			6.88			
8/22/2016				7.91		
10/3/2016	7.74					
10/4/2016				7.81		
10/10/2016		6.66	6.95			
11/29/2016	7.74					
12/1/2016				8.06		
12/7/2016		7.46	6.91			
1/10/2017				7.97		
2/13/2017	7.63					
2/14/2017				7.89		
2/17/2017		7.17				
2/20/2017			6.71			
4/13/2017	7.57					
4/14/2017				7.86		
4/19/2017		7.01	6.76			
5/25/2017	7.84			8.11		
6/1/2017		7.18				
6/5/2017			6.87			
7/7/2017	7.82					
7/10/2017				8.12		
7/17/2017			6.65			
7/18/2017		7.2				
10/9/2017	7.8					
10/10/2017				8.13		
10/11/2017		7.1	6.6			
3/26/2018	7.74			7.98		
3/28/2018		7.19				
3/29/2018			6.7			
6/12/2018	7.88			8.09		
6/13/2018		7.24	6.58			
10/16/2018	7.73			7.64		
10/22/2018		6.93	6.61			
2/25/2019	7.78					
2/27/2019		7.26		8		
3/1/2019			6.57			
4/1/2019	7.7			7.85		
4/3/2019		7.14	6.57			
5/2/2019	7.71					
9/23/2019	7.58			7.98		
9/26/2019		7.1				
9/30/2019			6.58			
2/18/2020	7.67					
2/19/2020				8.01		
2/24/2020		7.17				
2/26/2020			6.6			
3/18/2020	7.65			8.12		

Prediction Limit

Constituent: pH, Field (SU) Analysis Run 6/10/2026 3:28 PM View: Appendix III Interwell - Resample

Plant Bowen Client: Southern Company Data: Bowen AP-1

	BGWA-2 (bg)	BGWC-20	BGWC-24	BGWA-29 (bg)	BGWA-47D (bg)	BGWA-48D (bg)
3/23/2020		7.14				
3/25/2020			6.58			
5/22/2020					7.15	
5/25/2020						7.45
6/23/2020					7	7.46
7/28/2020					6.98	7.79
9/2/2020					6.95	
9/3/2020						7.35
9/23/2020	7.32			8.08		
9/25/2020			6.56			
9/28/2020		7.26				
10/1/2020					6.94	7.41
11/10/2020					6.89	7.17
12/15/2020					7.04	7.37
1/20/2021					6.83	7.31
2/16/2021	7.75			8		
2/17/2021					6.89	7.21
2/18/2021		7.35				
2/19/2021			6.66			
3/23/2021				8		
3/25/2021					6.94	7.22
3/26/2021	7.63		6.54			
3/29/2021		7.24				
7/19/2021			6.53			
8/16/2021	7.46			7.6	6.8	7.13
8/20/2021		7.07				
8/23/2021			6.44			
11/1/2021			6.75			
2/9/2022	7.36				6.86	7.16
2/10/2022				8.09		
2/15/2022			6.66			
2/16/2022		7.31				
7/26/2022	7.45			7.92	6.75	7.37
7/27/2022		7.18				
8/2/2022			6.73			
10/21/2022			6.3			
1/24/2023	7.32			7.77	6.72	7.32
1/30/2023		7.18				
2/1/2023			6.68			
8/15/2023					6.62	
8/16/2023				7.3		6.94
8/18/2023		6.84				
8/21/2023	7.18					
8/25/2023			6.36			
1/30/2024			6.26			
1/31/2024					6.69	7.38
2/5/2024		7.25		7.62		
2/8/2024	7.01					
8/15/2024					6.93	7.56
8/20/2024		7.12				
8/21/2024	7.54		6.38	7.95		
2/4/2025					6.95	7.55

Prediction Limit

Constituent: pH, Field (SU) Analysis Run 6/10/2026 3:28 PM View: Appendix III Interwell - Resample

Plant Bowen Client: Southern Company Data: Bowen AP-1

	BGWA-2 (bg)	BGWC-20	BGWC-24	BGWA-29 (bg)	BGWA-47D (bg)	BGWA-48D (bg)
2/6/2025		7.16		8.13		
2/10/2025	7.54					
2/11/2025			6.6			
7/31/2025					6.81	7.47
8/5/2025	7.43					
8/7/2025		7.16				
8/11/2025			6.59			
8/12/2025				7.92		
2/2/2026			6.69			
2/3/2026					6.9	7.56
2/5/2026		7.22		7.78		
2/6/2026	7.52					
4/7/2026		7.07 (R)				
4/9/2026			6.73 (R)			

Prediction Limit

Constituent: TDS (mg/L) Analysis Run 6/10/2026 3:28 PM View: Appendix III Interwell - Resample

Plant Bowen Client: Southern Company Data: Bowen AP-1

	BGWA-2 (bg)	BGWC-20	BGWA-29 (bg)	BGWA-47D (bg)	BGWA-48D (bg)
6/6/2016	170				
6/8/2016		1000			
8/9/2016	183				
8/12/2016		1100			
8/22/2016			121		
10/3/2016	201				
10/4/2016			95		
10/10/2016		1110			
11/29/2016	109				
12/1/2016			121		
12/7/2016		1100			
1/10/2017			115		
2/13/2017	214				
2/14/2017			345 (O)		
2/17/2017		1160			
4/13/2017	211				
4/14/2017			119		
4/19/2017		1180			
5/25/2017	173		109		
6/1/2017		1130			
7/7/2017	165				
7/10/2017			140		
7/18/2017		1160			
10/9/2017	150				
10/10/2017			93		
10/11/2017		1050			
6/12/2018	187		139		
6/13/2018		1060			
10/16/2018	192		138		
10/22/2018		1150			
4/1/2019	226		114		
4/3/2019		1090			
9/23/2019	186		122		
9/26/2019		1210			
2/19/2020			113		
3/18/2020	191		108		
3/23/2020		1220			
5/22/2020				357	
5/25/2020					249
6/23/2020				383	280
7/28/2020				410	264
9/2/2020				389	
9/3/2020					303
9/23/2020	237		114		
9/28/2020		1060			
10/1/2020				384	301
11/10/2020				405	305
12/15/2020				385	289
1/20/2021				377	285
3/23/2021			108		
3/25/2021				415	331
3/26/2021	204				

Prediction Limit

Constituent: TDS (mg/L) Analysis Run 6/10/2026 3:28 PM View: Appendix III Interwell - Resample

Plant Bowen Client: Southern Company Data: Bowen AP-1

	BGWA-2 (bg)	BGWC-20	BGWA-29 (bg)	BGWA-47D (bg)	BGWA-48D (bg)
3/29/2021		1100			
8/16/2021	217		101	399	269
8/20/2021		1300			
2/9/2022	229			403	290
2/10/2022			96		
2/16/2022		1180			
7/26/2022	215		114	402	246
7/27/2022		1370			
1/24/2023	223		129	391	280
1/30/2023		1280			
8/15/2023				399	
8/16/2023			101		267
8/18/2023		1490			
8/21/2023	243				
1/31/2024				411	324
2/5/2024		1490	111		
2/8/2024	221				
8/15/2024				388	299
8/20/2024		1620			
8/21/2024	219		105		
2/4/2025				406	324
2/6/2025		1430	119		
2/10/2025	234				
7/31/2025				382	336
8/5/2025	242				
8/7/2025		1420 (2G)			
8/12/2025			115		
2/3/2026				388	363
2/5/2026		1360	105		
2/6/2026	243				
4/7/2026		1430 (R)			

FIGURE L.

Confidence Intervals - April 2026 Resample - Significant Results

Plant Bowen Client: Southern Company Data: Bowen AP-1 Printed 6/11/2026, 7:24 AM

Constituent	Well	Upper Lim.	Lower Lim.	Compliance	Sig.	N	%NDs	ND Adj.	Transform	Alpha	Method
Lithium (mg/L)	**BGWC-20**	**0.09929**	**0.05951**	**0.04**	**Yes**	**9**	**0**	**None**	**No**	**0.01**	**Param.**

Confidence Intervals - April 2026 Resample - All Results

Plant Bowen Client: Southern Company Data: Bowen AP-1 Printed 6/11/2026, 7:24 AM

Constituent	Well	Upper Lim.	Lower Lim.	Compliance	Sig.	N	%NDs	ND Adj.	Transform	Alpha	Method
Antimony (mg/L)	BGWC-20	0.002	0.0014	0.006	No	26	92.31	None	No	0.01	NP (NDs)
Arsenic (mg/L)	BGWC-20	0.002	0.0016	0.01	No	30	43.33	None	No	0.01	NP (normality)
Barium (mg/L)	BGWC-20	0.03428	0.03172	2	No	30	0	None	No	0.01	Param.
Beryllium (mg/L)	BGWC-20	0.0004	0.0004	0.004	No	28	100	None	No	0.01	NP (NDs)
Cadmium (mg/L)	BGWC-20	0.0005	0.0005	0.005	No	30	96.67	None	No	0.01	NP (NDs)
Chromium (mg/L)	BGWC-20	0.005	0.0024	0.1	No	28	64.29	None	No	0.01	NP (NDs)
Cobalt (mg/L)	BGWC-20	0.005	0.0008	0.006	No	30	80	None	No	0.01	NP (NDs)
Fluoride (mg/L)	BGWC-20	0.1	0.063	4	No	31	38.71	None	No	0.01	NP (normality)
Lead (mg/L)	BGWC-20	0.001	0.0001	0.015	No	28	92.86	None	No	0.01	NP (NDs)
Lithium (mg/L)	**BGWC-20**	**0.09929**	**0.05951**	**0.04**	**Yes**	**9**	**0**	**None**	**No**	**0.01**	**Param.**
Mercury (mg/L)	BGWC-20	0.0002	0.000066	0.002	No	28	96.43	None	No	0.01	NP (NDs)
Mercury (mg/L)	BGWC-24	0.001059	0.0002585	0.002	No	29	13.79	None	ln(x)	0.01	Param.
Molybdenum (mg/L)	BGWC-20	0.035	0.0136	0.1	No	30	0	None	No	0.01	NP (normality)
Selenium (mg/L)	BGWC-20	0.005	0.0037	0.05	No	28	82.14	None	No	0.01	NP (NDs)
Thallium (mg/L)	BGWC-20	0.001	0.00034	0.002	No	30	80	None	No	0.01	NP (NDs)

Sanitas™ v.10.1.06e Software licensed to Groundwater Stats Consulting. UG

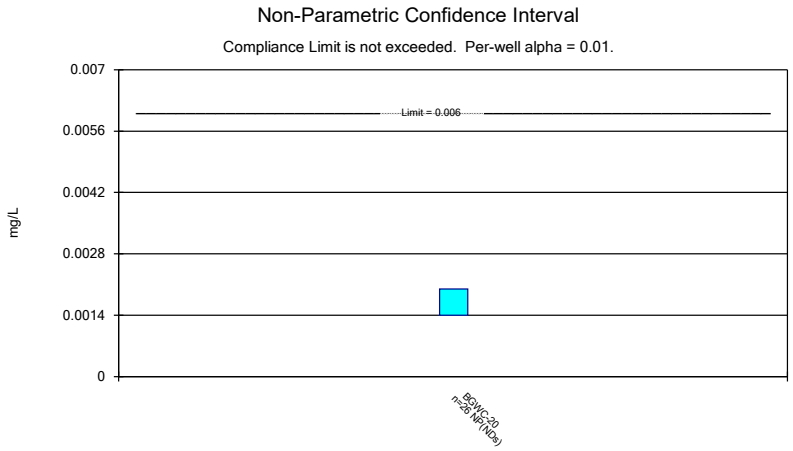

Constituent: Antimony Analysis Run 6/11/2026 7:23 AM View: Appendix IV Confidence Intervals - Resamp
Plant Bowen Client: Southern Company Data: Bowen AP-1

Sanitas™ v.10.1.06e Software licensed to Groundwater Stats Consulting. UG

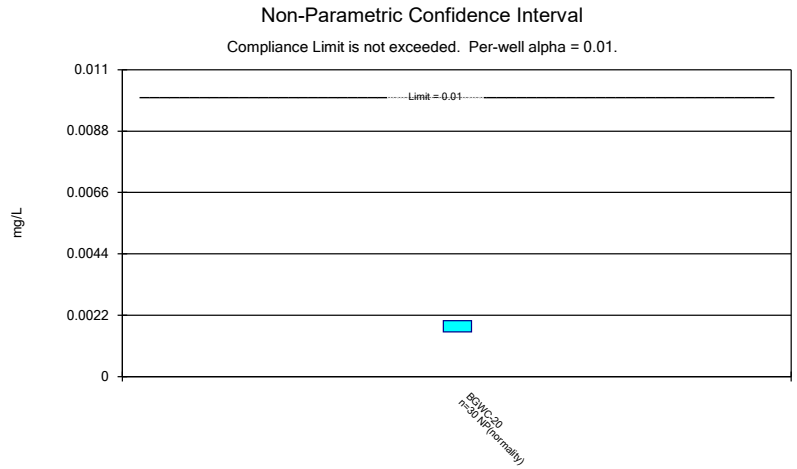

Constituent: Arsenic Analysis Run 6/11/2026 7:23 AM View: Appendix IV Confidence Intervals - Resample
Plant Bowen Client: Southern Company Data: Bowen AP-1

Sanitas™ v.10.1.06e Software licensed to Groundwater Stats Consulting. UG



Constituent: Barium Analysis Run 6/11/2026 7:23 AM View: Appendix IV Confidence Intervals - Resample
Plant Bowen Client: Southern Company Data: Bowen AP-1

Sanitas™ v.10.1.06e Software licensed to Groundwater Stats Consulting. UG

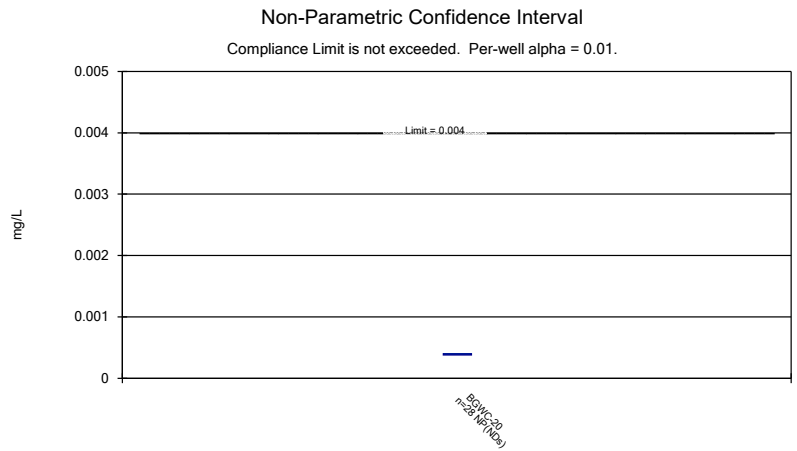

Constituent: Beryllium Analysis Run 6/11/2026 7:23 AM View: Appendix IV Confidence Intervals - Resamp
Plant Bowen Client: Southern Company Data: Bowen AP-1

Sanitas™ v.10.1.06e Software licensed to Groundwater Stats Consulting. UG

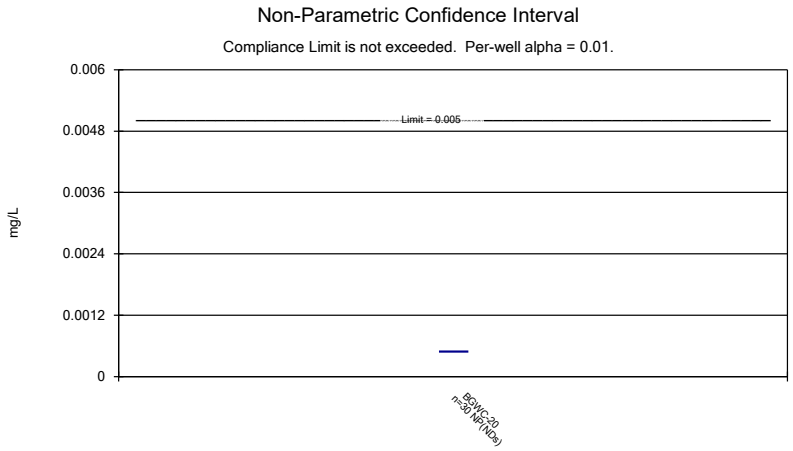

Constituent: Cadmium Analysis Run 6/11/2026 7:23 AM View: Appendix IV Confidence Intervals - Resam
Plant Bowen Client: Southern Company Data: Bowen AP-1

Sanitas™ v.10.1.06e Software licensed to Groundwater Stats Consulting. UG

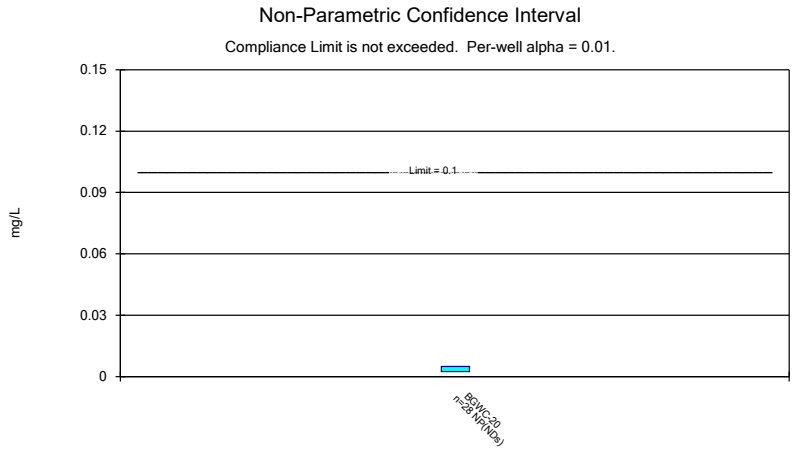

Constituent: Chromium Analysis Run 6/11/2026 7:23 AM View: Appendix IV Confidence Intervals - Resam
Plant Bowen Client: Southern Company Data: Bowen AP-1

Sanitas™ v.10.1.06e Software licensed to Groundwater Stats Consulting. UG

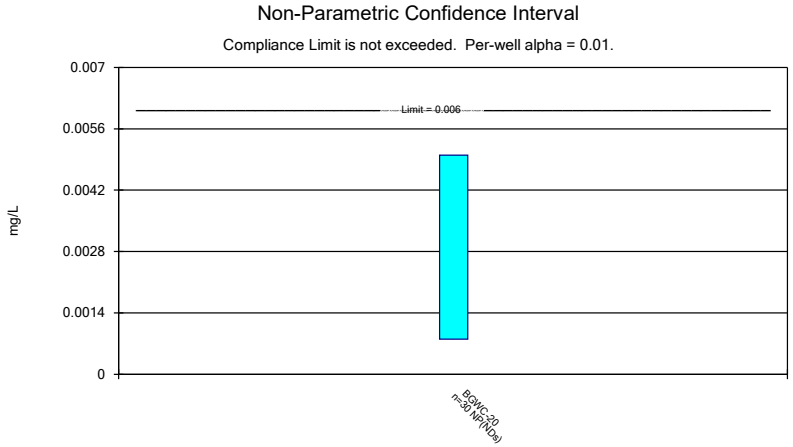

Constituent: Cobalt Analysis Run 6/11/2026 7:23 AM View: Appendix IV Confidence Intervals - Resample
Plant Bowen Client: Southern Company Data: Bowen AP-1

Sanitas™ v.10.1.06e Software licensed to Groundwater Stats Consulting. UG

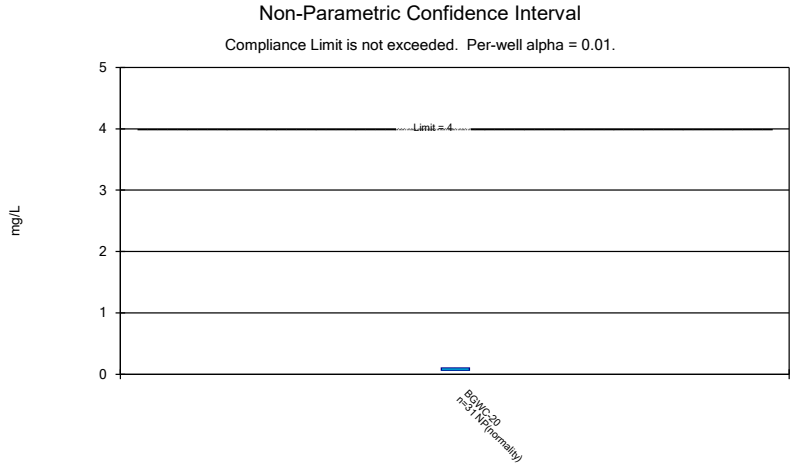

Constituent: Fluoride Analysis Run 6/11/2026 7:23 AM View: Appendix IV Confidence Intervals - Resampl
Plant Bowen Client: Southern Company Data: Bowen AP-1

Sanitas™ v.10.1.06e Software licensed to Groundwater Stats Consulting. UG

Non-Parametric Confidence Interval

Compliance Limit is not exceeded. Per-well alpha = 0.01.

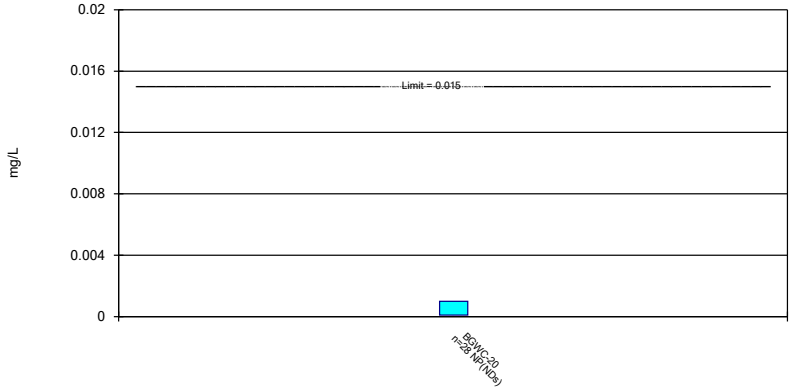

Constituent: Lead Analysis Run 6/11/2026 7:23 AM View: Appendix IV Confidence Intervals - Resample
Plant Bowen Client: Southern Company Data: Bowen AP-1

Sanitas™ v.10.1.06e Software licensed to Groundwater Stats Consulting. UG

Parametric Confidence Interval

Compliance limit is exceeded. Per-well alpha = 0.01. Normality Test: Shapiro Wilk, alpha based on n.

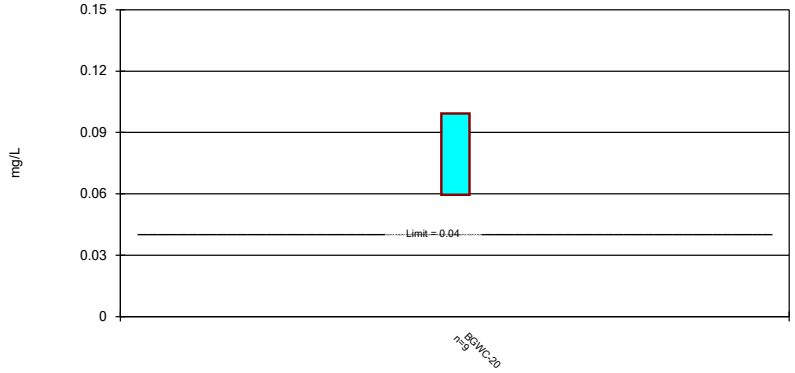

Constituent: Lithium Analysis Run 6/11/2026 7:23 AM View: Appendix IV Confidence Intervals - Resample
Plant Bowen Client: Southern Company Data: Bowen AP-1

Sanitas™ v.10.1.06e Software licensed to Groundwater Stats Consulting. UG

Parametric and Non-Parametric (NP) Confidence Interval

Compliance Limit is not exceeded. Per-well alpha = 0.01. Normality Test: Shapiro Wilk, alpha based on n.

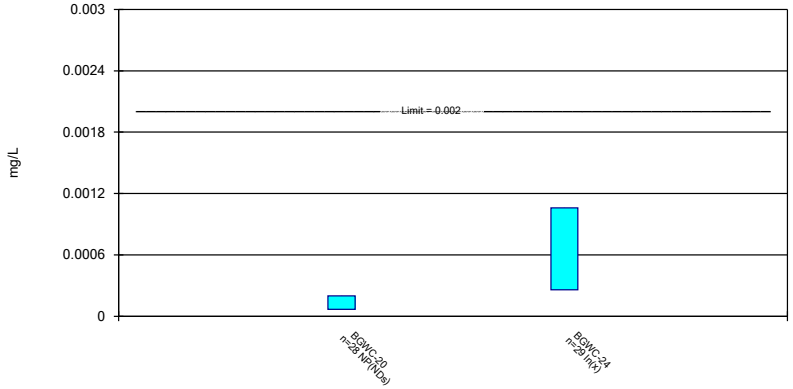

Constituent: Mercury Analysis Run 6/11/2026 7:23 AM View: Appendix IV Confidence Intervals - Resampl
Plant Bowen Client: Southern Company Data: Bowen AP-1

Sanitas™ v.10.1.06e Software licensed to Groundwater Stats Consulting. UG

Non-Parametric Confidence Interval

Compliance Limit is not exceeded. Per-well alpha = 0.01.

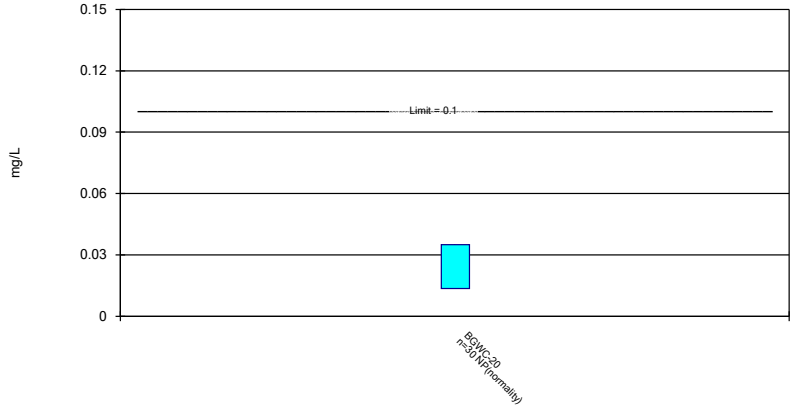

Constituent: Molybdenum Analysis Run 6/11/2026 7:23 AM View: Appendix IV Confidence Intervals - Res
Plant Bowen Client: Southern Company Data: Bowen AP-1

Sanitas™ v.10.1.06e Software licensed to Groundwater Stats Consulting. UG

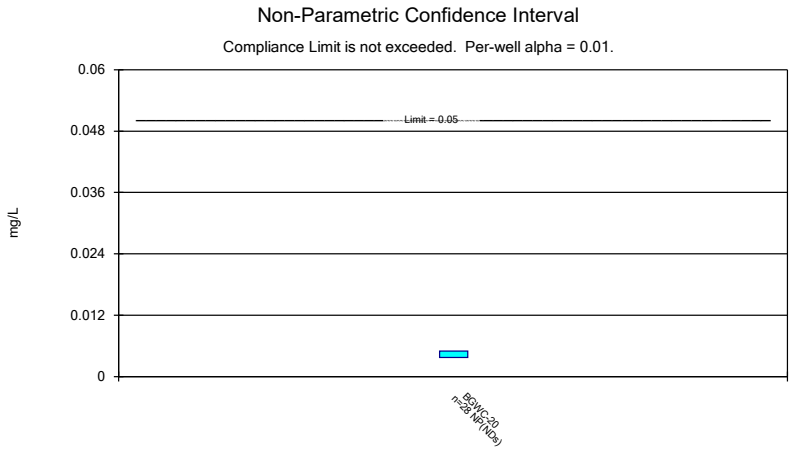

Constituent: Selenium Analysis Run 6/11/2026 7:23 AM View: Appendix IV Confidence Intervals - Resamp
Plant Bowen Client: Southern Company Data: Bowen AP-1

Sanitas™ v.10.1.06e Software licensed to Groundwater Stats Consulting. UG

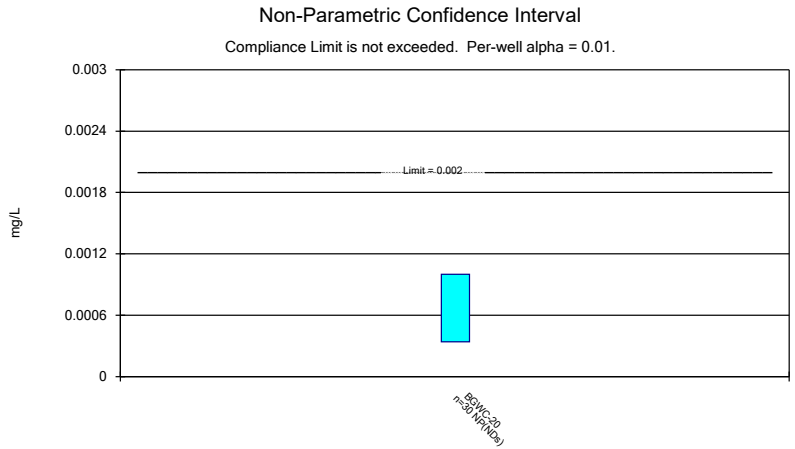

Constituent: Thallium Analysis Run 6/11/2026 7:23 AM View: Appendix IV Confidence Intervals - Resampl
Plant Bowen Client: Southern Company Data: Bowen AP-1

Confidence Interval

Constituent: Antimony (mg/L) Analysis Run 6/11/2026 7:24 AM View: Appendix IV Confidence Intervals - Resample

Plant Bowen Client: Southern Company Data: Bowen AP-1

	BGWC-20
6/8/2016	<0.002
8/12/2016	<0.002
10/10/2016	<0.002
12/7/2016	<0.002
2/17/2017	<0.002
4/19/2017	<0.002
6/1/2017	<0.002
7/18/2017	<0.002
3/28/2018	<0.002
2/27/2019	<0.002
2/24/2020	<0.002
3/23/2020	0.0014 (J)
9/28/2020	0.0005 (J)
2/18/2021	<0.002
3/29/2021	<0.002
8/20/2021	<0.002
2/16/2022	<0.002
7/27/2022	<0.002
1/30/2023	<0.002
8/18/2023	<0.002
2/5/2024	<0.002
8/20/2024	<0.002
2/6/2025	<0.002
8/7/2025	<0.002
2/5/2026	<0.002
4/7/2026	<0.002 (R)
Mean	0.001919
Std. Dev.	0.0003124
Upper Lim.	0.002
Lower Lim.	0.0014

ND substitution: RL or RL/2 if <15% NDs.

Confidence Interval

Constituent: Arsenic (mg/L) Analysis Run 6/11/2026 7:24 AM View: Appendix IV Confidence Intervals - Resample

Plant Bowen Client: Southern Company Data: Bowen AP-1

	BGWC-20
6/8/2016	0.0011 (J)
8/12/2016	0.0017 (J)
10/10/2016	<0.002
12/7/2016	<0.002
2/17/2017	<0.002
4/19/2017	0.002 (J)
6/1/2017	0.0017 (J)
7/18/2017	0.0018 (J)
3/28/2018	0.0018 (J)
6/13/2018	0.0015 (J)
10/22/2018	<0.002
2/27/2019	0.0014 (J)
4/3/2019	0.00027 (J)
9/26/2019	0.00087 (J)
2/24/2020	0.00057 (J)
3/23/2020	<0.002
9/28/2020	<0.002
2/18/2021	0.0016 (J)
3/29/2021	<0.002
8/20/2021	<0.002
2/16/2022	0.0031 (J)
7/27/2022	<0.002
1/30/2023	<0.002
8/18/2023	0.0045 (J)
2/5/2024	0.0011 (J)
8/20/2024	0.0076
2/6/2025	<0.002
8/7/2025	<0.002
2/5/2026	0.0011 (J)
4/7/2026	<0.002 (R)
Mean	0.00199
Std. Dev.	0.001294
Upper Lim.	0.002
Lower Lim.	0.0016

ND substitution: RL or RL/2 if <15% NDs.

Confidence Interval

Constituent: Barium (mg/L) Analysis Run 6/11/2026 7:24 AM View: Appendix IV Confidence Intervals - Resample

Plant Bowen Client: Southern Company Data: Bowen AP-1

	BGWC-20
6/8/2016	0.036
8/12/2016	0.0283
10/10/2016	0.0288
12/7/2016	0.0279
2/17/2017	0.0316
4/19/2017	0.0367
6/1/2017	0.0361
7/18/2017	0.0346
3/28/2018	0.03
6/13/2018	0.031
10/22/2018	0.03
2/27/2019	0.032
4/3/2019	0.029
9/26/2019	0.032
2/24/2020	0.033
3/23/2020	0.032
9/28/2020	0.032
2/18/2021	0.039
3/29/2021	0.033
8/20/2021	0.034
2/16/2022	0.035
7/27/2022	0.032
1/30/2023	0.036
8/18/2023	0.035
2/5/2024	0.034
8/20/2024	0.032
2/6/2025	0.037
8/7/2025	0.031
2/5/2026	0.036
4/7/2026	0.035 (R)
Mean	0.033
Std. Dev.	0.002844
Upper Lim.	0.03428
Lower Lim.	0.03172

Confidence Interval

Constituent: Beryllium (mg/L) Analysis Run 6/11/2026 7:24 AM View: Appendix IV Confidence Intervals - Resample

Plant Bowen Client: Southern Company Data: Bowen AP-1

	BGWC-20
6/8/2016	<0.0004
8/12/2016	<0.0004
10/10/2016	<0.0004
12/7/2016	<0.0004
2/17/2017	<0.0004
4/19/2017	<0.0004
6/1/2017	<0.0004
7/18/2017	<0.0004
3/28/2018	<0.0004
2/27/2019	<0.0004
4/3/2019	<0.0004
9/26/2019	<0.0004
2/24/2020	<0.0004
3/23/2020	<0.0004
9/28/2020	<0.0004
2/18/2021	<0.0004
3/29/2021	<0.0004
8/20/2021	<0.0004
2/16/2022	<0.0004
7/27/2022	<0.0004
1/30/2023	<0.0004
8/18/2023	<0.0004
2/5/2024	<0.0004
8/20/2024	<0.0004
2/6/2025	<0.0004
8/7/2025	<0.0004
2/5/2026	<0.0004
4/7/2026	<0.0004 (R)
Mean	0.0004
Std. Dev.	0
Upper Lim.	0.0004
Lower Lim.	0.0004

ND substitution: RL or RL/2 if <15% NDs.

Confidence Interval

Constituent: Cadmium (mg/L) Analysis Run 6/11/2026 7:24 AM View: Appendix IV Confidence Intervals - Resample

Plant Bowen Client: Southern Company Data: Bowen AP-1

	BGWC-20
6/8/2016	<0.0005
8/12/2016	<0.0005
10/10/2016	<0.0005
12/7/2016	<0.0005
2/17/2017	8E-05 (J)
4/19/2017	<0.0005
6/1/2017	<0.0005
7/18/2017	<0.0005
3/28/2018	<0.0005
6/13/2018	<0.0005
10/22/2018	<0.0005
2/27/2019	<0.0005
4/3/2019	<0.0005
9/26/2019	<0.0005
2/24/2020	<0.0005
3/23/2020	<0.0005
9/28/2020	<0.0005
2/18/2021	<0.0005
3/29/2021	<0.0005
8/20/2021	<0.0005
2/16/2022	<0.0005
7/27/2022	<0.0005
1/30/2023	<0.0005
8/18/2023	<0.0005
2/5/2024	<0.0005
8/20/2024	<0.0005
2/6/2025	<0.0005
8/7/2025	<0.0005
2/5/2026	<0.0005
4/7/2026	<0.0005 (R)
Mean	0.000486
Std. Dev.	7.668E-05
Upper Lim.	0.0005
Lower Lim.	0.0005

ND substitution: RL or RL/2 if <15% NDs.

Confidence Interval

Constituent: Chromium (mg/L) Analysis Run 6/11/2026 7:24 AM View: Appendix IV Confidence Intervals - Resample

Plant Bowen Client: Southern Company Data: Bowen AP-1

	BGWC-20
6/8/2016	<0.005
8/12/2016	<0.005
10/10/2016	<0.005
12/7/2016	<0.005
2/17/2017	<0.005
4/19/2017	<0.005
6/1/2017	<0.005
7/18/2017	<0.005
3/28/2018	<0.005
2/27/2019	0.0048 (J)
4/3/2019	0.00088 (J)
9/26/2019	0.0022 (J)
2/24/2020	0.00096 (J)
3/23/2020	0.00091 (J)
9/28/2020	0.0028 (J)
2/18/2021	0.00078 (J)
3/29/2021	0.0011 (J)
8/20/2021	<0.005
2/16/2022	<0.005
7/27/2022	<0.005
1/30/2023	<0.005
8/18/2023	<0.005
2/5/2024	<0.005
8/20/2024	<0.005
2/6/2025	<0.005
8/7/2025	0.0024 (J)
2/5/2026	<0.005
4/7/2026	0.00032 (JR)
Mean	0.003827
Std. Dev.	0.001784
Upper Lim.	0.005
Lower Lim.	0.0024

ND substitution: RL or RL/2 if <15% NDs.

Confidence Interval

Constituent: Cobalt (mg/L) Analysis Run 6/11/2026 7:24 AM View: Appendix IV Confidence Intervals - Resample

Plant Bowen Client: Southern Company Data: Bowen AP-1

	BGWC-20
6/8/2016	<0.005
8/12/2016	<0.005
10/10/2016	<0.005
12/7/2016	0.0008 (J)
2/17/2017	<0.005
4/19/2017	<0.005
6/1/2017	<0.005
7/18/2017	<0.005
3/28/2018	<0.005
6/13/2018	<0.005
10/22/2018	<0.005
2/27/2019	<0.005
4/3/2019	0.00024 (J)
9/26/2019	<0.005
2/24/2020	<0.005
3/23/2020	0.00036 (J)
9/28/2020	<0.005
2/18/2021	<0.005
3/29/2021	<0.005
8/20/2021	<0.005
2/16/2022	<0.005
7/27/2022	<0.005
1/30/2023	<0.005
8/18/2023	<0.005
2/5/2024	0.00034 (J)
8/20/2024	<0.005
2/6/2025	<0.005
8/7/2025	<0.005
2/5/2026	0.0005 (J)
4/7/2026	0.00057 (JR)
Mean	0.004094
Std. Dev.	0.001846
Upper Lim.	0.005
Lower Lim.	0.0008

ND substitution: RL or RL/2 if <15% NDs.

Confidence Interval

Constituent: Fluoride (mg/L) Analysis Run 6/11/2026 7:24 AM View: Appendix IV Confidence Intervals - Resample

Plant Bowen Client: Southern Company Data: Bowen AP-1

	BGWC-20
6/8/2016	0.09 (J)
8/12/2016	0.04 (J)
10/10/2016	0.06 (J)
12/7/2016	0.07 (J)
2/17/2017	0.06 (J)
4/19/2017	0.005 (J)
6/1/2017	0.65
7/18/2017	0.36
10/11/2017	<0.1
3/28/2018	<0.1
6/13/2018	0.038 (J)
10/22/2018	<0.1
2/27/2019	0.13 (J)
4/3/2019	0.072 (J)
9/26/2019	<0.1
2/24/2020	<0.1
3/23/2020	<0.1
9/28/2020	<0.1
2/18/2021	<0.1
3/29/2021	<0.1
8/20/2021	<0.1
2/16/2022	<0.1
7/27/2022	0.062 (J)
1/30/2023	0.064 (J)
8/18/2023	0.068 (J)
2/5/2024	0.056 (J)
8/20/2024	0.072 (J)
2/6/2025	0.077 (J)
8/7/2025	0.061 (J)
2/5/2026	0.063 (J)
4/7/2026	<0.1 (R)
Mean	0.1064
Std. Dev.	0.1156
Upper Lim.	0.1
Lower Lim.	0.063

ND substitution: RL or RL/2 if <15% NDs.

Confidence Interval

Constituent: Lead (mg/L) Analysis Run 6/11/2026 7:24 AM View: Appendix IV Confidence Intervals - Resample

Plant Bowen Client: Southern Company Data: Bowen AP-1

	BGWC-20
6/8/2016	<0.001
8/12/2016	<0.001
10/10/2016	<0.001
12/7/2016	<0.001
2/17/2017	<0.001
4/19/2017	<0.001
6/1/2017	0.0001 (J)
7/18/2017	<0.001
3/28/2018	<0.001
2/27/2019	<0.001
4/3/2019	<0.001
9/26/2019	<0.001
2/24/2020	<0.001
3/23/2020	<0.001
9/28/2020	8.3E-05 (J)
2/18/2021	<0.001
3/29/2021	<0.001
8/20/2021	<0.001
2/16/2022	<0.001
7/27/2022	<0.001
1/30/2023	<0.001
8/18/2023	<0.001
2/5/2024	<0.001
8/20/2024	<0.001
2/6/2025	<0.001
8/7/2025	<0.001
2/5/2026	<0.001
4/7/2026	<0.001 (R)
Mean	0.0009351
Std. Dev.	0.0002383
Upper Lim.	0.001
Lower Lim.	0.0001

ND substitution: RL or RL/2 if <15% NDs.

Confidence Interval

Constituent: Lithium (mg/L) Analysis Run 6/11/2026 7:24 AM View: Appendix IV Confidence Intervals - Resample

Plant Bowen Client: Southern Company Data: Bowen AP-1

	BGWC-20
6/8/2016	0.016
8/12/2016	0.0202 (J)
10/10/2016	0.0194 (J)
12/7/2016	0.0265 (J)
2/17/2017	0.0253 (J)
4/19/2017	0.0233 (J)
6/1/2017	0.023 (J)
7/18/2017	0.0207 (J)
3/28/2018	0.013 (J)
6/13/2018	0.02 (J)
10/22/2018	0.016 (J)
2/27/2019	0.015 (J)
4/3/2019	0.012 (J)
9/26/2019	0.018 (J)
2/24/2020	0.021 (J)
3/23/2020	0.02 (J)
9/28/2020	0.027 (J)
2/18/2021	0.041
3/29/2021	0.036
8/20/2021	0.025 (J)
2/16/2022	0.031
7/27/2022	0.037
1/30/2023	0.059
8/18/2023	0.078
2/5/2024	0.095
8/20/2024	0.099
2/6/2025	0.0861
8/7/2025	0.0718
2/5/2026	0.0951
4/7/2026	0.0936 (R)
Mean	0.0794
Std. Dev.	0.0206
Upper Lim.	0.09929
Lower Lim.	0.05951

Confidence Interval

Constituent: Mercury (mg/L) Analysis Run 6/11/2026 7:24 AM View: Appendix IV Confidence Intervals - Resample

Plant Bowen Client: Southern Company Data: Bowen AP-1

	BGWC-20	BGWC-24
6/8/2016	<0.0002	
6/9/2016		<0.0002
8/12/2016	<0.0002	
8/18/2016		<0.0002
10/10/2016	<0.0002	4E-05 (J)
12/7/2016	<0.0002	7E-05 (J)
2/17/2017	<0.0002	
2/20/2017		5E-05 (J)
4/19/2017	<0.0002	0.00016 (J)
6/1/2017	<0.0002	
6/5/2017		0.00013 (J)
7/17/2017		0.00013 (J)
7/18/2017	<0.0002	
3/28/2018	<0.0002	
3/29/2018		<0.0002
2/27/2019	6.6E-05 (J)	
3/1/2019		0.00093
4/3/2019	<0.0002	0.0013
9/26/2019	<0.0002	
9/30/2019		0.0011
2/24/2020	<0.0002	
2/26/2020		0.0011
3/23/2020	<0.0002	
3/25/2020		0.0011
9/25/2020		0.0036
9/28/2020	<0.0002	
2/18/2021	<0.0002	
2/19/2021		0.0033
3/26/2021		0.0058
3/29/2021	<0.0002	
8/20/2021	<0.0002	
8/23/2021		0.00026
2/15/2022		0.0014
2/16/2022	<0.0002	
7/27/2022	<0.0002	
8/2/2022		<0.0002
10/21/2022		0.00026
1/30/2023	<0.0002	
2/1/2023		0.00059
8/18/2023	<0.0002	
8/25/2023		0.0023
1/30/2024		0.00062
2/5/2024	<0.0002	
8/20/2024	<0.0002	
8/21/2024		0.00072
2/6/2025	<0.0002	
2/11/2025		0.00085
8/7/2025	<0.0002	
8/11/2025		0.00094
2/2/2026		0.014
2/5/2026	<0.0002	
4/7/2026	<0.0002 (R)	

ND substitution: RL or RL/2 if <15% NDs.

Confidence Interval

Constituent: Mercury (mg/L) Analysis Run 6/11/2026 7:24 AM View: Appendix IV Confidence Intervals - Resample

Plant Bowen Client: Southern Company Data: Bowen AP-1

	BGWC-20	BGWC-24
4/9/2026		0.0026 (R)
Mean	0.0001952	0.001509
Std. Dev.	2.532E-05	0.002744
Upper Lim.	0.0002	0.001059
Lower Lim.	6.6E-05	0.0002585

Confidence Interval

Constituent: Molybdenum (mg/L) Analysis Run 6/11/2026 7:24 AM View: Appendix IV Confidence Intervals - Resample

Plant Bowen Client: Southern Company Data: Bowen AP-1

	BGWC-20
6/8/2016	0.011 (J)
8/12/2016	0.0127
10/10/2016	0.0136
12/7/2016	0.0139
2/17/2017	0.0148
4/19/2017	0.012
6/1/2017	0.0125
7/18/2017	0.0155
3/28/2018	0.012
6/13/2018	0.016
10/22/2018	0.013
2/27/2019	0.013
4/3/2019	0.012
9/26/2019	0.015
2/24/2020	0.015
3/23/2020	0.016
9/28/2020	0.018
2/18/2021	0.028
3/29/2021	0.024
8/20/2021	0.026
2/16/2022	0.025
7/27/2022	0.028
1/30/2023	0.035
8/18/2023	0.054
2/5/2024	0.056
8/20/2024	0.067
2/6/2025	0.068
8/7/2025	0.062
2/5/2026	0.07
4/7/2026	0.079 (R)
Mean	0.0286
Std. Dev.	0.02167
Upper Lim.	0.035
Lower Lim.	0.0136

Confidence Interval

Constituent: Selenium (mg/L) Analysis Run 6/11/2026 7:24 AM View: Appendix IV Confidence Intervals - Resample

Plant Bowen Client: Southern Company Data: Bowen AP-1

	BGWC-20
6/8/2016	<0.005
8/12/2016	<0.005
10/10/2016	<0.005
12/7/2016	0.0037 (J)
2/17/2017	<0.005
4/19/2017	<0.005
6/1/2017	<0.005
7/18/2017	<0.005
3/28/2018	<0.005
2/27/2019	<0.005
4/3/2019	<0.005
9/26/2019	<0.005
2/24/2020	<0.005
3/23/2020	<0.005
9/28/2020	<0.005
2/18/2021	<0.005
3/29/2021	<0.005
8/20/2021	<0.005
2/16/2022	<0.005
7/27/2022	<0.005
1/30/2023	<0.005
8/18/2023	<0.005
2/5/2024	<0.005
8/20/2024	<0.005
2/6/2025	0.002 (J)
8/7/2025	0.0022 (J)
2/5/2026	0.0016 (J)
4/7/2026	0.0011 (JR)
Mean	0.004486
Std. Dev.	0.001185
Upper Lim.	0.005
Lower Lim.	0.0037

ND substitution: RL or RL/2 if <15% NDs.

Confidence Interval

Constituent: Thallium (mg/L) Analysis Run 6/11/2026 7:24 AM View: Appendix IV Confidence Intervals - Resample

Plant Bowen Client: Southern Company Data: Bowen AP-1

	BGWC-20
6/8/2016	<0.001
8/12/2016	<0.001
10/10/2016	<0.001
12/7/2016	<0.001
2/17/2017	<0.001
4/19/2017	<0.001
6/1/2017	<0.001
7/18/2017	<0.001
3/28/2018	<0.001
6/13/2018	<0.001
10/22/2018	<0.001
2/27/2019	<0.001
4/3/2019	<0.001
9/26/2019	<0.001
2/24/2020	<0.001
3/23/2020	0.0002 (J)
9/28/2020	<0.001
2/18/2021	<0.001
3/29/2021	<0.001
8/20/2021	0.00025 (J)
2/16/2022	<0.001
7/27/2022	<0.001
1/30/2023	<0.001
8/18/2023	<0.001
2/5/2024	<0.001
8/20/2024	<0.001
2/6/2025	0.00023 (J)
8/7/2025	0.00025 (J)
2/5/2026	0.0003 (J)
4/7/2026	0.00034 (JR)
Mean	0.0008523
Std. Dev.	0.0003011
Upper Lim.	0.001
Lower Lim.	0.00034

ND substitution: RL or RL/2 if <15% NDs.

APPENDIX D

2026 Pilot Study Summary Report

Prepared for

Georgia Power Company
241 Ralph McGill Blvd NE
Atlanta, Georgia 30308

PILOT STUDY SUMMARY REPORT

PILOT TEST NO. UPT000084
PLANT BOWEN ASH POND 1 (AP-1)

Prepared by

Geosyntec consultants

engineers | scientists | innovators

1255 Roberts Boulevard, Suite 200
Kennesaw, Georgia 30144

Project Number GW6581H

July 2026

CERTIFICATION STATEMENT

I hereby certify that this *Pilot Study Summary Report* was prepared by, or under the direct supervision of, a Qualified Groundwater Scientist, in accordance with the Georgia Environmental Protection Division Rules of Solid Waste Management. According to 391-3-4-.01, a Qualified Groundwater Scientist is "a professional engineer or geologist registered to practice in Georgia who has received a baccalaureate or post-graduate degree in the natural sciences or engineering and has sufficient training and experience in groundwater hydrology and related fields that enable individuals to make sound professional judgments regarding groundwater monitoring, contaminant fate and transport, and corrective action." This report was developed in compliance with the Georgia Rules of Solid Waste Management, Chapter 391-3-4.10.

_____ July 31, 2026

Whitney B. Law Date

Georgia Professional Engineer No. 36641

TABLE OF CONTENTS

1. BACKGROUND AND PURPOSE 1

2. PRE-INJECTION ACTIVITIES 3

3. INJECTION ACTIVITIES 4

4. POST-INJECTION PERFORMANCE MONITORING ACTIVITIES 5

5. PILOT STUDY RESULTS 6
   5.1 Injectate Dosing and Efficacy 6
   5.2 Radius of Influence 7
   5.3 Sustainable Injection Pressure and Flowrate 9
   5.4 Longevity of the injected treatment 9
   5.5 Source Control and Natural Attenuation 9

6. CONCLUSION 10

7. REFERENCES 11

LIST OF TABLES

Table 1	Summary of Performance Monitoring Program
Table 2	Summary of Well Construction Details
Table 3	Summary of Horizontal Hydraulic Conductivity Results
Table 4	Summary of Baseline Groundwater Analytical Data
Table 5	Summary of Daily Injection Flow Rates and Volumes
Table 6	Summary of Screening-Level Groundwater Analytical Data
Table 7	Summary of Post-injection Performance Groundwater Analytical Data

LIST OF FIGURES

Figure 1	Pilot Study Injection and Performance Monitoring Well Locations
Figure 2	Cobalt Concentration Time Series – INW-01, PT-02, PT-04
Figure 3	Cobalt Concentration Time Series – PT-05, PT-06
Figure 4	Alkalinity and Molybdenum Concentrations
Figure 5	pH, Alkalinity, and Sodium Concentration Time Series – INW-01, PT-02, PT-04
Figure 6	pH, Alkalinity, and Sodium Concentration Time Series – PT-05, PT-06
Figure 7	BGWC-16 and BGWC-22 Cobalt Time Series
Figure 8	Alkalinity and Cobalt Concentrations

LIST OF APPENDICES

Appendix A	Pilot Study Post-Injection Event Report, Plant Bowen Ash Pond 1
Appendix B	Injection Field Forms (July 2025)
Appendix C	Daily Groundwater Analytical Laboratory Results and Field Sampling Forms
Appendix D	Post-injection Performance Monitoring Groundwater Analytical Laboratory Results and Field Sampling Forms

LIST OF ACRONYMS AND ABBREVIATIONS

ACM	Assessment of Corrective Measures
AP-1	Ash Pond 1
B	boron
CAMP	Corrective Action Monitoring Plan
CCR	coal combustion residual
CFR	Code of Federal Regulations
CFS	Civil Field Services
Co	cobalt
CSM	conceptual site model
ft/day	feet per day
g/L	grams per liter
GA EPD	Georgia Environmental Protection Division
Georgia Power	Georgia Power Company
Geosyntec	Geosyntec Consultants, Inc.
gpd	gallons per day
gpm	gallons per minute
GWPS	Groundwater Protection Standard
K_h	horizontal hydraulic conductivity
mg/L	milligrams per liter
Mo	molybdenum
MNA	monitored natural attenuation
Na	sodium
$NaHCO_3$	sodium bicarbonate
psi	pound per square inch
PSPIER	Pilot Study Post-Injection Event Report
PSPS	Pilot Study Progress Summary
ROI	radius of influence
SSL	statistically significant level
SU	standard units
UIC	Underground Injection Control
USEPA	United States Environmental Protection Agency

1. BACKGROUND AND PURPOSE

This *Pilot Study Summary Report* (Report) was developed by Geosyntec Consultants, Inc. (Geosyntec) as part of implementing the Assessment of Corrective Measures (ACM) process at Georgia Power Company (Georgia Power) Plant Bowen Ash Pond 1 (AP-1; Site). The *Draft Remedy Selection Report* (Geosyntec, 2024) proposed in-situ geochemical injections, coupled with monitored natural attenuation (MNA), as corrective measures to address concentrations of cobalt (Co) reported at a statistically significant level (SSL) above the Groundwater Protection Standard (GWPS) of 0.006 milligrams per liter (mg/L) in detection monitoring well BGWC-22 at Georgia Power Plant Bowen Ash Pond 1 (AP-1). As documented in the *Draft Remedy Selection Report*, geochemical injections and monitored natural attenuation meet the required remedy criteria set forth in the United States Environmental Protection Agency's (USEPA's) Coal Combustion Residuals (CCR) Rule, 40 Code of Federal Regulations (CFR) Parts 257 effective October 19, 2015 (CCR Rule) including subsequent revisions and Georgia Environmental Protection Division's (GA EPD's) Rule for Solid Waste Management Rule 391-3-4-.10 for CCR. The remedies presented are also considered applicable to the SSL of cobalt at BGWC-16 (Geosyntec, 2024b) and other areas at AP-1 should it become necessary to address Co in other areas in the future consistent with criteria listed in 40 CFR Part 257.97.

In a letter dated September 20, 2024, the GA EPD Solid Waste Management Program reviewed the *Draft Remedy Selection Report* and provided written concurrence to move forward with pilot testing to inform corrective action design. Geosyntec prepared the *BGWC-22 Pilot Study Workplan* (Geosyntec, 2025a; referred to herein as the Workplan) detailing the planned injections and subsequent performance monitoring. The Workplan was subsequently approved by both the GA EPD Underground Injection Control (UIC) Program and Solid Waste Management Program in a letter dated March 14, 2025, authorizing limited pilot test injections with a 90-day duration to inform corrective action design. This report summarizes the results of this pilot study.

Design of in-situ geochemical injection corrective measures includes multiple assessment and design components, including pilot studies to evaluate injection delivery and the performance of injectates prior to implementing a full-scale remedy. Data collected during this pilot study has been used to evaluate:

1. Radius of influence (ROI) of the injected amendment to evaluate future injection well spacing requirements;

2. Sustainable injection pressure and flowrate;

3. Injectate dosing and efficacy of treating Co in groundwater to below the GWPS;

4. Potential unintended impacts of injections, such as release of constituents listed in Appendix IV to 40 CFR Part 257 bound in the aquifer matrix to levels above the GWPS due to injections; and

5. Longevity of the injected treatment.

This comprehensive Report summarizes pilot study activities which were initiated on April 22, 2025, and were completed on February 3, 2026, in accordance with the Workplan and the GA EPD-approved reduced performance monitoring schedule. Pilot study activities completed through April 27, 2025, were previously reported in *Pilot Study Post-Injection Event Report* (Geosyntec, 2025b; PSPIER), which is included as **Appendix A**. The performance monitoring program schedule is shown in **Table 1**, and the results of the performance monitoring activities through December 2025 have been summarized in the *2025 Annual Groundwater Monitoring and Corrective Action Report* (Geosyntec, 2026). Performance monitoring activities conducted since January 2026 are discussed herein.

2. PRE-INJECTION ACTIVITIES

One temporary corrective action injection well (INW-01) and three additional temporary corrective action performance monitoring piezometers (PT-04 through PT-06) were installed at BGWC-22 pilot study area in November 2024. Performance monitoring wells were located proximal to PT-02, in areas where detections of Co above the GWPS were expected, based on high resolution site characterization activities (Geosyntec, 2025a).

Well installation was performed in accordance with the Workplan by Cascade Drilling, Inc. of Aiken, South Carolina. Well locations are shown on **Figure 1** and construction details are provided in **Table 2.** Additional details on pilot well installation are included in the PSPIER (**Appendix A**).

Geosyntec conducted slug testing to estimate horizontal hydraulic conductivity (K_h) at select pilot study wells following well installation and development. Hydraulic conductivities were estimated using the Bouwer-Rice and Hvorslev analytical solutions. The average hydraulic conductivities of BGWC-22 pilot study area wells ranged from 0.03 (PT-06) to 3.53 (INW-01) feet per day (ft/d) with a geometric mean hydraulic conductivity of 0.58 ft/day for the pilot study area. Hydraulic conductivities estimated from slug tests are summarized in **Table 3**.

Three rounds of groundwater samples were collected from the temporary corrective action injection well and performance monitoring piezometers (INW-01, PT-02, PT-04 through PT-06) in December 2024, February 2025, and April 2025 to establish pre-injection baseline conditions.

The results of the baseline sampling event are presented in **Table 4**. The baseline analytical laboratory results and field sampling forms are included in Appendix B of the PSPIER (**Appendix A**). These results were generally consistent with screening level analytical data collected during high resolution site characterization activities completed between 2023 and 2024 proximal to BGWC-22 (Geosyntec, 2025a).

3. INJECTION ACTIVITIES

Injection activities were performed in April and July 2025 by Southern Company Civil Field Services (CFS) with technical supervision conducted by a Qualified Groundwater Scientist from Geosyntec. Pilot study injection activities conducted from April 22 to 27 and July 7-17, 2025, consisted of injecting sodium bicarbonate ($NaHCO_3$) obtained from TerraSystems, Inc., mixed with on-site potable water designated in the Workplan. Injectate batches consisted of up to 6 grams per liter (g/L) $NaHCO_3$, which were below the maximum allowable injectate concentration of 75 g/L $NaHCO_3$ set forth in the Workplan.

As detailed in the PSPIER (**Appendix A**), injectate was delivered using the 'gravity fed' method by connecting injectate mix and intermediate injection tanks located at ground surface to the injection wellhead at INW-01.

Injection pressures, flowrates, water levels, and groundwater quality field parameters in nearby performance monitoring wells were measured throughout injection activities, and the daily maximum injection volume was below the value included in the Pilot Test Notification Form (5,000 gallons per day [gpd]). A summary of average daily injection flow rates, daily injected volumes, and $NaHCO_3$ concentrations is included in **Table 5**. Field forms for the April 2025 injection are included in the PSPIER (**Appendix A**). Field forms for the July 2025 injection are provided in **Appendix B**.

Groundwater grab samples were collected from select performance monitoring piezometers (PT-02 and PT-04) and analyzed for select Appendix III, Appendix IV, and geochemical parameters during the April and July 2025 injections to evaluate ongoing injection performance while in the field. A summary of screening-level groundwater analytical data is presented in **Table 6**. The associated analytical laboratory reports and field sampling forms are included in **Appendix C**.

4. POST-INJECTION PERFORMANCE MONITORING ACTIVITIES

A post-injection performance monitoring program was initiated on May 1, 2025, following the April 2025 injection event. Groundwater samples were collected from temporary corrective action piezometers INW-01, PT-02, PT-04, PT-05, and PT-06 in accordance with the approved Workplan. The monitoring frequency was biweekly for six weeks, followed by one additional sample collection in month 2, prior to July 2025 injection activities.

Post-injection performance monitoring resumed on July 23, 2025, approximately one week following the July injections. Temporary corrective action piezometers INW-01, PT-02, PT-04, PT-05, and PT-06 were monitored in accordance with the Workplan and the adjusted sampling schedule provided in the *2025 Semiannual Pilot Study Progress Summary* (PSPS) adjoining the *2025 Annual Groundwater Monitoring and Corrective Action Report* (Geosyntec, 2026). During the first four weeks, samples were collected on a weekly basis, followed by three additional samples collected every 2 to 4 weeks, and every other month through February 2026. Based on the stabilized performance data observed in recent monitoring events, a request to reduce the post-injection performance program was submitted March 2, 2026, and approved by GA EPD on April 1, 2026.

In accordance with the approved Workplan, groundwater quality data from each performance monitoring event were directly compared against the Co GWPS (0.006 mg/L) and the results of the baseline characterization to evaluate the efficacy of injectates as a method of remediation. In addition, Appendix III and Appendix IV monitoring parameters were analyzed and monitored over the duration of the pilot study to evaluate potential localized mobilization of other Appendix IV parameters following injections. Post-injection performance sampling results for April and July 2025 injection activities are presented in **Table 7**. Post-injection performance monitoring analytical laboratory results and field sampling forms are provided in **Appendix D.**

5. PILOT STUDY RESULTS

5.1 Injectate Dosing and Efficacy

As demonstrated on **Figure 2**, the injection of 3-6 g/L $NaHCO_3$ in April 2025 successfully treated Co in groundwater to below the GWPS at PT-04, the closest monitoring well located approximately 6 ft side-gradient from the injection well. Total alkalinity at PT-04 increased over an order of magnitude to 2,130 mg/L during the first post-injection monitoring event in May 2025 (approximately one week following the April injection) from the baseline conditions shown in **Table 4** (ranging from 130 to 161 mg/L). These results indicate that 3-6 g/L of $NaHCO_3$ is effective in raising groundwater alkalinity and immobilizing Co.

However, Mo concentration increases approaching its GWPS were also noted in PT-02 and PT-04 as the April injection proceeded, as shown in **Table 6**. During the first post-injection monitoring event in May 2025, Mo was detected at concentrations above its GWPS of 0.1 mg/L (0.12 and 0.16 mg/L in PT-02 and PT-04, respectively) as shown in **Table 7**. While Mo concentration quickly returned to baseline following this event, the elevated Mo concentration during and following the first injection suggests that dosage adjustment (at a lower concentration) to limit alkalinity to less than approximately 1,000 mg/L could potentially be beneficial in minimizing the unintended mobilization of Mo (see **Figure 4**).

As a result, the second injection of $NaHCO_3$ was completed in July 2025 at a lower dosage (0.5 g/L) following observations gathered from the April injection and subsequent performance monitoring. Following this injection, the Co concentration at PT-04 responded well and dropped to below GWPS (**Figure 2**), suggesting that the injectate dosing of 0.5 g/L $NaHCO_3$ was sufficient to immobilize Co in the BGWC-22 pilot study area.

Secondary mobilization of Mo was observed during the second injection but Mo concentration increase was minimal and remained well below its GWPS (**Table 6**). Injectate dosage adjustments demonstrated that the temporary mobilization effects of Mo could be moderated and Mo concentration quickly returned to baseline following the injections (**Table 7**).

Three months following the second injection, the Co concentrations at performance monitoring wells have generally stabilized or decreased to below GWPS, except for PT-05 (**Figure 3**). PT-05 is located approximately 15 ft downgradient of INW-01. The Co concentration at PT-05 does not appear to respond to the injections and therefore PT-05 is likely outside the effective ROI of INW-01, as further discussed in Section 5.2.

The pilot study results for BGWC-22 area aligned with the conceptual site model (CSM) for AP-1 presented in the *Draft Remedy Selection Report* (Geosyntec, 2024), which states that Co in BGWC-22 potentially originated from AP-1 and is attenuated through adsorption onto naturally occurring metal hydroxides and non-crystalline mineral phases in residuum associated with secondary porosity features in bedrock. The site-specific geochemical characterization indicates that the primary mechanisms governing Co attenuation at Bowen AP-1 include sorption and co-precipitation. Under neutral to alkaline pH conditions, a negative surface charge is induced on aquifer matrix mineral surfaces, allowing Co cations in groundwater to absorb/complex and bind to these materials. As such, the injection of $NaHCO_3$ in the BGWC-22 area reduced Co concentrations in groundwater through enhanced sorption of Co cations to mineral surfaces.

The injectate dosing of 0.5 g/L $NaHCO_3$ was sufficient to immobilize Co during the pilot study. However, injectate volume and injection frequencies may be adjusted during implementation to compensate for the injectate longevity, spatial impacts variance, and meet remedial objectives. More details on injectate longevity are further discussed below in Section 5.4.

5.2 Radius of Influence

Injection ROI was evaluated using analytical data collected in nearby performance monitoring wells during injections to evaluate future injection well spacing requirements, as described below.

The ROI in BGWC-22 area was estimated based on field parameters collected during injection, including conductivity and pH, coupled with post-injection concentrations of boron (B), sodium (Na), alkalinity, and Co in select performance monitoring wells following the April and July 2025 injections. Specific conductivity and B concentration were used as conservative tracers to assess groundwater dilution following the injection of $NaHCO_3$. pH, alkalinity, and Na served as a qualitative indicator of injectate breakthrough, and Co was used as a qualitative indicator of the effective treatment ROI, as these constituents are redox-sensitive.

The screening-level analytical results (**Table 6**) reported during the April 2025 injection event suggest that a relatively consistent injectate breakthrough occurred at PT-02 (located 8 ft downgradient of injection well INW-01) and PT-04 (located 6 ft side-gradient from injection well INW-01) after the first 750 gallons of $NaHCO_3$ injectate were injected on 4/23/2025 (see **Figure 5**). pH values and Na concentrations increased as the injection proceeded between 4/23/205 and 4/27/2025, accompanied by steadily

decreasing Co and B concentration at both locations. At the completion of the April injection, after 5,000 gallons of $NaHCO_3$ were injected (750 gallons of 3 g/L and 4,250 gallons of 6 g/L), pH increased by 0.5 standard unit (SU) at PT-02, from 6.76 to 7.26 SU, and by 0.61 SU at PT-04, from 7.10 to 7.71 SU. Na concentrations increased by more than an order of magnitude at both locations compared to baseline levels. Co concentration at PT-02 was below GWPS prior to injection (0.0033 J mg/L) and continued to decrease to an estimated concentration of 0.0015 J mg/L at the end of injection. More significant responses were observed at PT-04: Co concentration decreased from 0.0098 mg/L on 4/23/2025 to below laboratory Method Detection Limit (<0.0012 mg/L) on 4/27/2025. Together, these data suggest that a minimum ROI of 6 ft was achieved in vicinity of INW-01.

PT-05 and PT-06, located approximately 15 and 18 ft downgradient from the injection well, respectively, were not sampled during the April 2025 injection. However, as shown in **Figure 6**, less significant increases in Na concentration and total alkalinity were observed during the first performance monitoring event in May 2025 following the April injection, with minimal changes in pH. These observations suggest that injectate may have reached PT-05 and PT-06, but the impact was limited. In response to injections, groundwater elevation increased in PT-05 an average of 1.58 ft and PT-06 and average of 0.57 ft (**Appendix B**) and Co was detected at concentrations exceeding GWPS at PT-05 (0.0061 mg/L) and near the GWPS at PT-06 (0.0052 mg/L) during the first performance monitoring event in May 2025, indicating that porewater may have been laterally displaced to PT-05 and PT-06 and that the effective ROI of INW-01 was less than 15 ft.

During the injection event beginning on July 7, 2025, a lower injectate concentration (0.5 g/L) was employed, and a similar consistent injectate breakthrough was observed at PT-02 and PT-04. As shown in **Table 6**, increases in pH and Na concentration, accompanied by decreases in specific conductivity and B concentration, were observed in the samples collected on July 7, 2025, compared to the samples collected the following day. After 3,002 gallons of $NaHCO_3$ were injected between 7/7/2025 and 7/17/20205, pH increased by 0.5 SU at PT-02, from 7.01 to 7.51 SU, and by 0.63 SU at PT-04, from 6.92 to 7.55 SU. Positive but less significant responses in alkalinity and Na concentrations were observed compared with the first injection, potentially due to the lower injectate concentration. These observations confirmed that the minimum ROI of 6 ft was achieved at INW-01.

5.3 Sustainable Injection Pressure and Flowrate

Using gravity-feed injection at INW-01, maximum injection flow rates of 3.8 and 3.3 gallons per minute (gpm) were achieved during April and July 2025 injection activities, respectively, while the wellhead pressure remained below 1 pound per square inch (psi).

5.4 Longevity of the injected treatment

Following the completion of the first injection in April 2025, the Co concentration in PT-04 remained below GWPS for approximately 38 days until a concentration rebound exceeding the GWPS was observed. Co concentration in PT-02 remained low and below the GWPS before the initiation of the second injection in July 2025.

Following the completion of the second injection in July 2025, Co concentration in PT-04 remained below the GWPS for approximately 13 days before a concentration rebound exceeding the GWPS was observed on July 30, 2025. However, the Co concentrations in PT-04 reached a peak concentration of 0.0091 mg/L three weeks after the injection and have since been decreasing and eventually stabilized to below the GWPS for six months following the Month 2 post-injection monitoring event in September 2025. Co concentrations in PT-02 have remained low and below the GWPS following the completion of the second injection in July 2025.

The longevity of the injected treatment at a lower dosage of 0.5 g/L $NaHCO_3$ is therefore conservatively estimated to be at least two weeks based on the observations from the second injection.

5.5 Source Control and Natural Attenuation

Closure construction activities for AP-1 consist of closure by removal. Closure by removal includes excavation and removal of the CCR material from AP-1. Physical removal of the CCR will, over time, be supportive of declining concentrations of Appendix IV constituents in groundwater downgradient of AP-1 and improve overall groundwater quality. For example, as shown in **Figure 7**, Co concentrations at BGWC-22 increased following decommissioning of the recycle pond (**Figure 1**), and subsequently declined substantially since the initiation of dewatering activities in 2021. Similar Co concentration increases have been documented at BGWC-16. Closure activities will be on-going for a number of years in the BGWC-16 areas but a similar concentration trend is anticipated. Data collected during the pilot study confirm that in-situ injections are compatible with ongoing natural attenuation at AP-1, and are expected to further enhance groundwater cleanup to below GWPS.

6. CONCLUSION

This pilot study has demonstrated that the in-situ geochemical injection of $NaHCO_3$ successfully treated Co in groundwater to below the GWPS at the BGWC-22 pilot study area. Secondary mobilization of Appendix IV constituents (Mo) was observed during pilot studies, but dosage adjustments demonstrated that these temporary effects could be moderated and quickly returned to baseline following the injection. Based on the rebound observed during post-injection monitoring activities, reapplication of the injectate will be necessary during full-scale implementation until Co concentrations have stabilized below the GWPS or the remedy is modified through the adaptive site management process, with GA EPD approval. Furthermore, the results of this pilot study support the proposed remedy described in the *Draft Remedy Selection Report* and are also applicable to the SSL of Co at BGWC-16, (Geosyntec, 2024b). Based on these results, the proposed remedies are capable of meeting the requirements listed in §257.97. Data collected from this pilot study will be used in the design of in-situ geochemical injection corrective measures and included in the Corrective Action Monitoring Plan (CAMP). Site-wide, Co has only exceeded the GWPS where alkalinity remains below approximately 500 mg/L (see **Figure 8**); therefore, supplementing alkalinity using full-scale in-situ geochemical injection and MNA corrective measures are expected to treat the SSL of Co above the GWPS in detection monitoring well BGWC-22 and BGWC-16 at AP-1, and are applicable to other areas at AP-1 should it become necessary to address Co in other areas in the future.

7. REFERENCES

Geosyntec, 2024a. *Draft Remedy Selection Report, Georgia Power Company, Plant Bowen Ash Pond 1 (AP-1)*. July 2024.

Geosyntec, 2024b. *Applicability of Selection of The Remedy To Newly Identified Statistically Significant Level. Plant Bowen Ash Pond 1 (AP-1)*. November 2024.

Geosyntec, 2025a. *BGWC-22 Pilot Study Work Plan, Georgia Power Company, Plant Bowen Ash Pond 1 (AP-1)*. February 2025.

Geosyntec, 2025b. *Pilot Study Post-Injection Event Report, Georgia Power Company, Plant Bowen Ash Pond 1 (AP-1)*. June 2025.

Geosyntec, 2026. *2025 Annual Groundwater Monitoring and Corrective Action Report – Plant Bowen Ash Pond 1 (AP-1)*. January 2026.

TABLES

Table 1
Summary of Performance Monitoring Program
Georgia Power Company
Plant Bowen - Ash Pond 1
Bartow County, GA

Parameter		Analytical Method	GWPS [1,2] (mg/L)	Baseline Sampling [3]	Post-injection Monitoring [4]					
					Week 1	Week 2 [5]	Week 3	Week 4 [5]	Week 6	Month 2
APPENDIX III	Boron	EPA 6010B/6020B	--	X	X		X		X	X
	Calcium	EPA 6010B/6020B	--	X	X		X		X	X
	Chloride	300.0/300.1/9250/9251/9253/9056A	--	X	X		X		X	X
	Fluoride	300.0/300.1/9214/9056A	--	X	X		X		X	X
	pH	150.1 field	--	X	X		X		X	X
	Sulfate	9035/9036/9038/300.0/300.1/9056A	--	X	X		X		X	X
	TDS	160/2540C	--	X	X		X		X	X
APPENDIX IV	Antimony	EPA 7040/7041/6010D/6020B	0.006	X	X		X		X	X
	Arsenic	EPA 7060A/7061A/6010D/6020B	0.01	X	X		X		X	X
	Barium	EPA 7080A/7081/6010D/6020B	2	X	X		X		X	X
	Beryllium	EPA 7090/7091/6010D/6020B	0.004	X	X		X		X	X
	Cadmium	EPA 7130/7131A/6020B	0.005	X	X		X		X	X
	Chromium	EPA 7190/7191/6010D/6020B	0.1	X	X		X		X	X
	Cobalt	EPA 7200/7201/6010D/6020B	0.006	X	X		X		X	X
	Fluoride	300.0/300.1/9214/9056A	4	X	X		X		X	X
	Lead	EPA 6010B/6020B	0.015	X	X		X		X	X
	Lithium	EPA 6010D/6020B	0.04	X	X		X		X	X
	Mercury	EPA 7470	0.002	X	X		X		X	X
	Molybdenum	EPA 6010D/6020B	0.1	X	X		X		X	X
	Selenium	EPA 7740/7741A/6010D/6020B	0.05	X	X		X		X	X
	Thallium	EPA 7840/7841/6010D/6020B	0.002	X	X		X		X	X
GEOCHEM	Bicarbonate Alkalinity	SM2320B-2011	--	X	X		X		X	X
	Total Alkalinity	SM2320B-2011	--	X	X		X		X	X
	Iron	EPA 7190/7191/6010D/6020B	--	X	X				X	X
	Magnesium	EPA 7200/7201/6010D/6020B	--	X	X				X	X
	Manganese	EPA 7190/7191/6010D/6020B	--	X	X				X	X
	Potassium	EPA 7200/7201/6010D/6020B	--	X	X				X	X
	Sodium	EPA 7200/7201/6010D/6020B	--	X	X				X	X
	Sulfide	SM4500-S2D	--	X	X				X	X
FIELD	Temperature	--	--	X	X		X		X	X
	pH	--	--	X	X		X		X	X
	ORP	--	--	X	X		X		X	X
	Turbidity	--	--	X	X		X		X	X
	Specific Conductance	--	--	X	X		X		X	X
	Dissolved Oxygen	--	--	X	X		X		X	X

Notes:
CCR - Coal Combustion Residuals
GA EPD - Georgia Environmental Protection Division
GWPS - Groundwater Protection Standard, expressed in mg/L
MCL - Maximum Contaminant Level
mg/L - milligrams per liter
ORP - oxidation reduction potential
Q - quarter
TDS - total dissolved solids
-- - Not Applicable
(1) Under 40 CFR 257.95(h)(1-3) the GWPS is: (i) the maximum contaminant level (MCL) established under §§141.62 and 141.66 of this title; (ii) where an MCL has not been established a rule-specific GWPS; or (iii) background levels for constituents where the background level is higher than the MCL or rule-specified GWPS.
(2) Appendix IV parameters will be screened against the site-specific GWPS which are reported in mg/L.
(3) Baseline and post-injection sampling includes temporary corrective action piezometers INW-01, PT-02, PT-04, PT-05, and PT-06.
(4) The total duration of monitoring was reduced with approval from GA EPD.
(5) Estimated groundwater velocity suggests that a minimum of two weeks is required to obtain a physically independent and representative sample.

Table 1
Summary of Performance Monitoring Program
Georgia Power Company
Plant Bowen - Ash Pond 1
Bartow County, GA

Parameter		Analytical Method	GWPS [1,2] (mg/L)	Post-injection Monitoring [4]									
					Week 1	Week 2 [5]	Week 3	Week 4 [5]	Week 6	Month 2	Month 3	Month 5	2026Q1
APPENDIX III	Boron	EPA 6010B/6020B	--	Second Injection	X	X	X	X	X	X	X	X	X
	Calcium	EPA 6010B/6020B	--		X	X	X	X	X	X	X	X	X
	Chloride	300.0/300.1/9250/9251/9253/9056A	--		X	X	X	X	X	X	X	X	X
	Fluoride	300.0/300.1/9214/9056A	--		X		X		X	X	X	X	X
	pH	150.1 field	--		X		X		X	X	X	X	X
	Sulfate	9035/9036/9038/300.0/300.1/9056A	--		X	X	X	X	X	X	X	X	X
	TDS	160/2540C	--		X		X		X	X	X	X	X
APPENDIX IV	Antimony	EPA 7040/7041/6010D/6020B	0.006		X		X		X	X	X	X	X
	Arsenic	EPA 7060A/7061A/6010D/6020B	0.01		X		X		X	X	X	X	X
	Barium	EPA 7080A/7081/6010D/6020B	2		X		X		X	X	X	X	X
	Beryllium	EPA 7090/7091/6010D/6020B	0.004		X		X		X	X	X	X	X
	Cadmium	EPA 7130/7131A/6020B	0.005		X		X		X	X	X	X	X
	Chromium	EPA 7190/7191/6010D/6020B	0.1		X		X		X	X	X	X	X
	Cobalt	EPA 7200/7201/6010D/6020B	0.006		X	X	X	X	X	X	X	X	X
	Fluoride	300.0/300.1/9214/9056A	4		X		X		X	X	X	X	X
	Lead	EPA 6010B/6020B	0.015		X		X		X	X	X	X	X
	Lithium	EPA 6010D/6020B	0.04		X		X		X	X	X	X	X
	Mercury	EPA 7470	0.002		X		X		X	X	X	X	X
	Molybdenum	EPA 6010D/6020B	0.1		X	X	X	X	X	X	X	X	X
	Selenium	EPA 7740/7741A/6010D/6020B	0.05		X		X		X	X	X	X	X
	Thallium	EPA 7840/7841/6010D/6020B	0.002		X		X		X	X	X	X	X
GEOCHEM	Bicarbonate Alkalinity	SM2320B-2011	--		X	X	X	X	X	X	X	X	X
	Total Alkalinity	SM2320B-2011	--		X	X	X	X	X	X	X	X	X
	Iron	EPA 7190/7191/6010D/6020B	--		X	X	X	X	X		X		X
	Magnesium	EPA 7200/7201/6010D/6020B	--		X	X	X	X	X		X		X
	Manganese	EPA 7190/7191/6010D/6020B	--		X		X		X		X		X
	Potassium	EPA 7200/7201/6010D/6020B	--		X	X	X	X	X		X		X
	Sodium	EPA 7200/7201/6010D/6020B	--		X	X	X	X	X		X		X
	Sulfide	SM4500-S2D	--		X		X		X		X		X
FIELD	Temperature	--	--		X	X	X	X	X	X	X	X	X
	pH	--	--		X	X	X	X	X	X	X	X	X
	ORP	--	--		X	X	X	X	X	X	X	X	X
	Turbidity	--	--		X	X	X	X	X	X	X	X	X
	Specific Conductance	--	--		X	X	X	X	X	X	X	X	X
	Dissolved Oxygen	--	--		X	X	X	X	X	X	X	X	X

Notes:
CCR - Coal Combustion Residuals
GA EPD - Georgia Environmental Protection Division
GWPS - Groundwater Protection Standard, expressed in mg/L
MCL - Maximum Contaminant Level
mg/L - milligrams per liter
ORP - oxidation reduction potential
Q - quarter
TDS - total dissolved solids
-- - Not Applicable
(1) Under 40 CFR 257.95(h)(1-3) the GWPS is: (i) the maximum contaminant level (MCL) established under §§141.62 and 141.66 of this title; (ii) where an MCL has not been established a rule-specific GWPS; or (iii) background levels for constituents where the background level is higher than the MCL or rule-specified GWPS.
(2) Appendix IV parameters will be screened against the site-specific GWPS which are reported in mg/L.
(3) Baseline and post-injection sampling includes temporary corrective action piezometers INW-01, PT-02, PT-04, PT-05, and PT-06.
(4) The total duration of monitoring was reduced with approval from GA EPD.
(5) Estimated groundwater velocity suggests that a minimum of two weeks is required to obtain a physically independent and representative sample.

Table 2

Summary of Well Construction Details

Plant Bowen AP-1, Bartow County, Georgia

Well ID	Well Completion	Installation Date	Northing (1)	Easting (1)	Ground Surface Elevation (1) (ft)	Top of Casing Elevation (1) (ft)	Top of Screen Elevation (ft)	Bottom of Screen Elevation (ft)	Well Depth (ft bgs) (2)
Temporary Corrective Action Injection Wells									
INW-01	Flush Mount	11/13/2024	1501330.79	2064346.11	692.19	691.83	662.21	647.21	45.28
Temporary Corrective Action Performance Monitoring Wells									
PT-02(3)	Stick-up	7/25/2023	1501336.13	2064340.03	692.06	694.95	661.63	651.63	43.65
PT-04(4)	Flush Mount	11/13/2024	1501327.52	2064340.94	692.06	691.68	657.10	647.10	45.26
PT-05(4)	Flush Mount	11/13/2024	1501344.14	2064338.76	691.80	691.43	656.54	646.54	45.56
PT-06(4)	Flush Mount	11/13/2024	1501340.00	2064330.08	691.78	691.31	657.75	647.75	44.33

Notes:

ft = feet.

ft bgs = feet below ground surface.

(1) Coordinates in North American Datum (NAD) 1983, State Plane, Georgia-West, feet. Elevations referenced to the North American Vertical Datum of 1988 (NAVD88).
Survey data from wells installed in 2024 was certified by GEL Solutions (GEL) November 26, 2024. Survey data from well installed in 2023 was certified by GEL on November 20, 2023.

(2) Total well depth accounts for 0.3 ft sump.

(3) Well was constructed as part of pre-design investigation.

(4) Well was constructed in accordance with the BGWC-22 Pilot Study Workplan.

Table 3
Summary of Horizontal Hydraulic Conductivity Results
Plant Bowen AP-1, Bartow County, Georgia

Pilot Study Area	Well ID	Horizontal Hydraulic Conductivity[1] (ft/day)		Average Horizontal Hydraulic Conductivity (ft/day)	Horizontal Hydraulic Conductivity of the Pilot Study Area (ft/day)		
		Brouwer-Rice	Hvorslev		Max	Min	Geometric Mean
BGWC-22 Area	INW-01	3.40	3.75	3.53	3.53	0.03	0.58
		3.26	3.70				
	PT-02	1.46	1.80	1.68			
		1.58	1.90				
	PT-05	0.54	0.62	0.55			
		0.49	0.57				
	PT-06	0.04	0.03	0.03			
		0.03	0.04				

Notes:
ft/day = foot per day
(1) Pneumatic slug tests were repeated twice and horizontal hydraulic conductivities were estimated from the Bouwer-Rice and Hvorslev models.

Table 4
Summary of Baseline Groundwater Analytical Data
Plant Bowen AP-1, Bartow County, Georgia

	Well ID:	INW-01	INW-01	INW-01	PT-02	PT-02	PT-02	PT-04	PT-04	PT-04	PT-05	PT-05	PT-05	PT-06	PT-06	PT-06
	Sample Date:	12/3/2024	2/13/2025	4/9/2025	12/3/2024	2/13/2025	4/9/2025	12/3/2024	2/13/2025	4/9/2025	12/4/2024	2/13/2025	4/9/2025	12/4/2024	2/13/2025	4/9/2025
	Parameter (1,2,3)															
APPENDIX III	Boron	16.8	0.0099 J	6.8	15.9	0.0072 J	4.8	15.4	0.013 J	10.2	11.7	0.0076 J	2.1	14.8	0.0072 J	12.9
	Calcium	717	8.6	226	727	72.3	167	659	58.7	342	592	51.5	104	732	7.1	529
	Chloride	830	138	205	797	137	123	761	359	353	741	495	55.8	888	688	690
	Fluoride	0.29	0.26	0.22	0.27	0.21	0.20	0.18	0.21	0.18	0.12	0.20	0.17	0.12	0.12	< 0.050
	pH (s.u.)	6.82	6.96	6.98	6.85	6.93	6.99	7.02	7.06	7.06	7.01	7.04	6.86	7.04	6.97	7.08
	Sulfate	572	140	197	541	131	128	527	300	303	511	373	91.3	588	434	459
	TDS	2830	702	978	3140	712	712	2440	1470	1470	2420	1940	501	2870	2640	2250
APPENDIX IV	Antimony	< 0.00054	< 0.00050	< 0.00050	< 0.00054	< 0.00050	0.0012 J	< 0.00054	< 0.00050	< 0.00050	< 0.00054	< 0.00050	< 0.00050	< 0.00054	< 0.00050	0.00091 J
	Arsenic (4)	0.0092	< 0.0012	< 0.0012	0.0063	< 0.0012	< 0.0012	0.0087	< 0.0012	< 0.0012	0.016	< 0.0012	< 0.0012	0.017	< 0.0012	0.0024 J
	Barium	0.085	0.031	0.030	0.060	0.031	0.031	0.11	0.12	0.051	0.16	0.029	0.019	0.10	0.027	0.084
	Beryllium	< 0.000094	< 0.00015	< 0.00015	< 0.000094	< 0.00015	< 0.00015	< 0.000094	< 0.00015	< 0.00015	< 0.000094	< 0.00015	< 0.00015	< 0.000094	< 0.00015	< 0.00015
	Cadmium	< 0.00010	< 0.00012	0.00017 J	0.00034 J	< 0.00012	0.00038 J	< 0.00010	< 0.00012	< 0.00012	< 0.00010	< 0.00012	< 0.00012	< 0.00010	< 0.00012	< 0.00012
	Chromium	< 0.0019	0.0023 J	< 0.0012	< 0.0019	< 0.0012	< 0.0012	< 0.0019	< 0.0012	< 0.0012	< 0.0019	< 0.0012	< 0.0012	< 0.0019	0.0041 J	< 0.0012
	Cobalt	0.011	< 0.0012	0.0028 J	0.0076	< 0.0012	< 0.0012	0.0072	< 0.0012	0.0091	0.0016 J	< 0.0012	< 0.0012	0.0012 J	< 0.0012	0.0042 J
	Fluoride	0.29	0.26	0.22	0.27	0.21	0.20	0.18	0.21	0.18	0.12	0.20	0.17	0.12	0.12	< 0.050
	Lead	< 0.00016	< 0.00025	< 0.00025	< 0.00016	< 0.00025	< 0.00025	< 0.00016	< 0.00025	< 0.00025	< 0.00016	< 0.00025	< 0.00025	< 0.00016	< 0.00025	< 0.00025
	Lithium	0.0085 J	0.00527 J	0.00588 J	0.015 J	0.00652 J	0.00624 J	0.0082 J	0.00690 J	0.00882 J	0.0021 J	0.00528 J	0.00173 J	0.0079 J	0.00753 J	0.00759 J
	Mercury	< 0.00013	< 0.00012	< 0.000091	< 0.00013	< 0.00012	0.00057	< 0.00013	< 0.00012	0.00022	< 0.00013	< 0.00012	0.00016 J	< 0.00013	< 0.00012	< 0.000091
	Molybdenum	0.063	< 0.0025	0.031	0.055	< 0.0025	0.019	0.035	< 0.0025	0.021	0.016	< 0.0025	0.0084 J	0.0074 J	< 0.0025	0.0061 J
	Selenium	< 0.00096	0.0025 J	< 0.0012	< 0.00096	< 0.0012	< 0.0012	0.0012 J	< 0.0012	0.0017 J	< 0.00096	< 0.0012	< 0.0012	0.0011 J	< 0.0012	0.0023 J
	Thallium	< 0.00038	< 0.00015	0.00039 J	0.00099 J	< 0.00015	0.00041 J	< 0.00038	< 0.00015	0.0010 J	< 0.00038	< 0.00015	< 0.00015	0.0026	< 0.00015	< 0.00015
GEOCHEM	Bicarbonate Alkalinity	128	170	171	133	160	169	130	158	161	123	143	220	112	113	130
	Total Alkalinity	128	170	171	133	160	169	130	158	161	123	143	220	112	113	130
	Iron	2.1	0.11	4.1	0.12	0.89	2.9	0.32	1.0	6.2	0.26	0.56	2.0	< 0.025	0.27	11.4
	Magnesium	100	3.5	34.6	101	5.4	27.2	104	11.2	61.3	136	5.4	25.9	136	2.5	114
	Manganese	5.2	0.0055 J	1.0	4.2	0.037 J	0.25	3.3	0.0095 J	1.5	0.51	< 0.012	0.049	0.94	0.0022 J	0.95
	Potassium	19.7	0.18 J	9.4	15.6	0.73	6.0	13.5	0.45 J	9.4	5.2	0.69	3.9	10.7	0.84	9.6
	Sodium	54.5	9.1	20.8	39.5	4.0	11.2	44.7	10.6	27.0	35.4	4.7	9.3	36.7	3.7	28.6
	Sulfide	<0.022	<0.022	<0.022	<0.022	<0.022	<0.022	<0.022	<0.022	<0.022	<0.022	<0.022	<0.022	<0.022	<0.022	0.54

Notes:
< = Indicates the parameter was not detected above the analytical method detection limit (MDL).
J = Indicates the parameter was estimated and detected between the MDL and the reporting limit (RL).
s.u. = standard units
TDS = Total dissolved solids
(1) Appendix III/IV parameter per 40 CFR 257 Subpart D. Analysis of combined radium omitted from the pilot study monitoring program. Unless otherwise indicated, parameters are reported in units of milligrams per liter (mg/L).
(2) Metals were analyzed by EPA Method 6010D, 6020B, and 7470A, anions were analyzed by EPA Method 300.0, TDS was analyzed by SM2540C-2015, and alkalinity was analyzed by Standard Method 2320B-2011.
(3) The pH value presented was recorded at the time of sample collection in the field.
(4) Arsenic was detected in the associated method blank at 0.00085 J mg/L for PT-02 12/3/2024 sample.

Table 5
Summary of Daily Injection Flow Rates and Volumes
Plant Bowen AP-1, Bartow County, Georgia

Date	Average Daily Injection Flow Rate (gpm)	$NaHCO_3$ Concentration (g/L)	Daily Injection Volume (gal)
4/22/2025 (1)	2.0	0.0	250
4/23/2025	1.9	3.0	750
4/24/2025	2.6	6.0	1250
4/25/2025	2.5	6.0	1250
4/26/2025	2.5	6.0	1250
4/27/2025 (2)	2.3	6.0	600
TOTAL:			**5,350**
7/7/2025 (3)	1.0	0.5	243
7/8/2025	1.0	0.5	229
7/14/2025	2.3	0.5	686
7/16/2025	2.6	0.5	920
7/17/2025 (4)	2.3	0.5	1025
TOTAL:			**3,103**

Notes:
gal = gallons
gpm = gallons per minute
g/L = grams per liter
$NaHCO_3$ = Sodium Bicarbonate
(1) The 250 gal injection volume on 4/22/2025 consisted of potable water.
(2) The last 100 gal of the 600 gal injection volume on 4/27/2025 consisted of potable water.
(3) The first 11 gal of the 243 gal injection volume on 7/7/2025 consisted of potable water.
(4) The last 90 gal of the 1025 gal injection volume on 7/17/2025 consisted of potable water.

Table 6
Summary of Screening-Level Groundwater Analytical Data
Plant Bowen AP-1, Bartow County, Georgia

			Parameter ([1,2]):	Cobalt	Molybdenum	pH	Alkalinity	Sodium	Boron	Specific Conductivity
			Unit	mg/L	mg/L	SU	mg/L	mg/L	mg/L	µS/cm
Well ID	**Injection Event**	**Sample Date**	**Sample Time**							
PT-02	**April 2025 Injection**	4/22/2025	1:15 PM	0.0038 J	0.029	6.88	--	16.6 J	10.1	2064.0
		4/23/2025[3]	9:40 AM	0.0033 J	0.029	6.76	--	16.0 J	9.7	1981.0
		4/24/2025[3]	8:40 AM	0.0025 J	0.036	7.11	--	95.7	7.9	1830.0
		4/25/2025[3]	8:35 AM	0.0020 J	0.071	7.29	--	352	7.0	2501.0
		4/27/2025[3]	9:15 AM	0.0015 J	0.097	7.26	--	684	5.6	3293.0
	July 2025 Injection	7/7/2025[3]	10:25 AM	0.00062 J	0.036 B	7.01	160	25 B	7.9	1816.0
		7/8/2025[3]	8:26 AM	0.00070 J	0.035	7.08	170	29 B	7.8	1721.9
		7/9/2025	8:32 AM	0.00088 J	0.033	7.05	180	40 B	8.0	1689.1
		7/10/2025	8:08 AM	0.0028 J	0.041	7.04	160	34 B	8.1	1756.8
		7/14/2025[3]	9:35 AM	0.0024 J	0.040	7.02	160	28 B	8.5	1796.0
		7/14/2025[3]	4:13 PM	0.0012 J	0.051	7.30	280	68 B	4.9	1302.0
		7/15/2025	8:24 AM	0.0046 J	0.050	7.17	240	48 B	6.5	1551.0
		7/16/2025[3]	8:04 AM	0.011	0.062	7.15	260	42 B	6.6	1653.0
		7/16/2025[3]	3:40 PM	0.0024 J	0.062	7.46	290	78 B	3.5	1173.0
		7/17/2025[3]	8:00 AM	0.0056	0.057	7.26	250	58 B	5.4	1453.0
		7/17/2025[3]	4:10 PM	0.0025 J	0.044	7.51	300	73 B	3.5	1113.0
		7/18/2025	8:35 AM	0.0020 J	0.050	7.31	270	54 B	5.0	1326.0
PT-04	**April 2025 Injection**	4/22/2025	3:00 PM	0.012	0.021	7.10	--	21.4 J	11.8	2210.0
		4/23/2025[3]	9:35 AM	0.0098	0.029	7.10	--	18.1 J	10	1983.0
		4/24/2025[3]	9:20 AM	0.0034 J	0.053	7.40	--	288	5.5	2027.0
		4/25/2025[3]	8:05 AM	0.0015 J	0.085	7.53	--	618	5.8	3197.0
		4/27/2025[3]	8:30 AM	<0.0012	0.080	7.71	--	<3.0	0.16 J	4742.0
	July 2025 Injection	7/7/2025[3]	9:25 AM	0.0072	0.021 B	6.92	260	71 B	9.6	1990.0
		7/8/2025[3]	8:30 AM	0.0063	0.022	6.99	240	68 B	9.7	1913.0
		7/9/2025	8:26 AM	0.0057	0.028	7.13	260	85 B	8.7	1767.0
		7/10/2025	8:04 AM	0.0070	0.030	7.19	240	82 B	8.4	1734.0
		7/14/2025[3]	8:35 AM	0.0085	0.024	7.22	250	67 B	9.0	1786.0
		7/14/2025[3]	4:47 PM	0.0035 J	0.042	7.47	310	75 B	5.2	1234.0
		7/15/2025	8:22 AM	0.0041 J	0.040	7.35	280	73 B	5.9	1400.0
		7/16/2025[3]	8:00 AM	0.0073	0.034	7.30	280	72 B	6.3	1576.0
		7/16/2025[3]	3:50 PM	0.0025 J	0.040	7.56	290	79 B	3.4	1111.0
		7/17/2025[3]	7:54 AM	0.0028 J	0.046	7.48	270	77 B	4.4	1230.0
		7/17/2025[3]	3:46 PM	0.0017 J	0.062	7.55	310	76 B	3.3	1135.0
		7/18/2025	8:25 AM	0.0021 J	0.054	7.55	290	71 B	3.8	1112.0

Notes:
mg/L = milligrams per liter
SU = Standard Units
µS/cm = microsiemens per centimeter
< = Indicates the parameter was not detected above the analytical method detection limit (MDL).
-- = indicates sample was not collected on this date or sample was not analyzed for that parameter.
B = Compound was found in the blank and sample.
J = Indicates the parameter was estimated and detected between the MDL and the reporting limit (RL).
(1) Metals were analyzed by EPA Method 6010D and 6020B, anions were analyzed by EPA Method 300.0 and 9056A, and alkalinity was analyzed by Standard Method 2320B-2011.
(2) The pH and specific conductivity values presented were recorded by in-well transducers at the time of sample collection in the field.
(3) Reagent was injected on this day.

Table 7
Summary of Post-injection Performance Groundwater Analytical Data
Plant Bowen AP-1, Bartow County, Georgia

	Sample Location	INW-01	INW-01	INW-01	INW-01	INW-01	INW-01	INW-01	INW-01	INW-01	INW-01	INW-01	INW-01	INW-01
	Sample Date	**05/02/2025**	**05/16/2025**	**06/03/2025**	**06/18/2025**	**07/24/2025**	**07/30/2025**	**08/06/2025**	**08/12/2025**	**08/27/2025**	**09/15/2025**	**10/15/2025**	**12/08/2025**	**02/02/2026**
ANALYTE	**UNITS**													
Appendix III														
Boron	mg/L	6.6	10.3	10.4	9.3	7.0	9.5	9.6	9.5	10.5	7.8	6.8	6.0	5.9
Calcium	mg/L	104	247	353	350	243	309	309	299	348	218	218	188	179
Chloride	mg/L	224	305	424	356	262	331	339	396	373	228	166	142	120
Fluoride	mg/L	0.45	0.31	0.27	0.29	0.41	NA	0.36	NA	0.30	0.25	0.26	0.20	0.19
pH, Field	SU	7.26	7.05	6.97	6.86	7.04	6.94	6.92	6.88	6.93	6.99	6.85	6.70	6.75
Sulfate	mg/L	230	266	359	309	256	308	310	350	337	253	209	188	187
TDS	mg/L	2560	1810	1760	1990	1380	NA	1640	NA	1860	1140	1060	940	910
Appendix IV														
Antimony	mg/L	< 0.00050	< 0.0050	< 0.0050	< 0.00050	< 0.00050	NA	< 0.00050	NA	< 0.00050	< 0.00050	< 0.00050	< 0.00050	< 0.00043
Arsenic	mg/L	0.0013 J	< 0.012	< 0.012	0.0026 J	< 0.0012	NA	< 0.0012	NA	< 0.0012	< 0.0012	< 0.0012	< 0.0012	0.00097 J
Barium	mg/L	0.11	0.10	0.10	0.092	0.074	NA	0.070	NA	0.067	0.059	0.050	0.048	0.047
Beryllium	mg/L	< 0.00015	< 0.0015	< 0.0015	< 0.00015	< 0.00015	NA	< 0.00015	NA	< 0.00015	< 0.00015	< 0.00015	< 0.00015	< 0.00015
Cadmium	mg/L	0.00018 J	< 0.0012	< 0.0012	< 0.00012	< 0.00012	NA	< 0.00012	NA	< 0.00012	< 0.00012	< 0.00012	0.00017 J	0.00010 J
Chromium	mg/L	< 0.0012	< 0.012	< 0.012	< 0.0012	< 0.0012	NA	< 0.0012	NA	< 0.0012	< 0.0012	< 0.0012	< 0.0012	< 0.00024
Cobalt	mg/L	0.0016 J	0.0015 J	0.0050 J	0.0026 J	0.0046 J	0.0075	0.0086	0.0060	0.0063	0.0029 J	0.0018 J	0.0016 J	0.00053 J
Lead	mg/L	< 0.00025	< 0.0025	< 0.0025	< 0.00025	< 0.00025	NA	< 0.00025	NA	< 0.00025	< 0.00025	< 0.00025	< 0.00025	< 0.00027
Lithium	mg/L	0.00873 J	0.0111 J	0.0115 J	0.00540 J	0.0107	NA	0.0105	NA	0.0108	0.00670	0.00737	0.00697	0.00772
Mercury	mg/L	< 0.000091	< 0.000091	< 0.000091	< 0.000091	< 0.000091	NA	0.00018 J	NA	< 0.000091	< 0.000091	0.00022	< 0.000091	< 0.000091
Molybdenum	mg/L	0.23	0.087 J	0.070 J	0.011	0.058	0.051	0.048	0.048	0.041	0.035	0.024	0.020	0.022
Selenium	mg/L	0.0023 J	< 0.012	< 0.012	0.0053	0.0032 J	NA	0.0014 J	NA	0.0040 J	0.0023 J	0.0017 J	0.0025 J	0.0021 J
Thallium	mg/L	0.00038 J	< 0.0015	< 0.0015	< 0.00015	0.00025 J	NA	0.00034 J	NA	0.00060	0.00055	0.00049 J	0.00047 J	0.00039 J
Fluoride	mg/L	0.45	0.31	0.27	0.29	0.41	NA	0.36	NA	0.30	0.25	0.26	0.20	0.19
Additional Parameters														
Bicarbonate Alkalinity as CaCO3	mg/L	1720	576	303	212	251	210	209	189	172	280	283	308	304
Carbonate Alkalinity as CaCO3	mg/L	< 5.0	< 5.0	< 5.0	< 5.0	< 5.0	NA	< 5.0	NA	< 5.0	NA	NA	NA	< 5.0
Total Alkalinity as CaCO3	mg/L	1720	576	303	212	251	210	209	189	172	280	283	308	304
Iron	mg/L	1.8	NA	< 0.12	1.4	0.45	6.1	10.7	0.45	0.42	NA	0.38	NA	0.21
Magnesium	mg/L	23.5	NA	57.2	80.7	36.8	44.2	43.8	46.8	55.9	NA	35.3	NA	43.0
Manganese	mg/L	0.069	NA	1.3	1.1	1.5	NA	2.3	NA	2.6	NA	0.51	NA	0.071
Potassium	mg/L	6.6	NA	11.7	12.5	8.0	8.4	8.4	9.4	9.3	NA	9.3	NA	9.2
Sodium	mg/L	891	NA	135	103	86.8	74.6	67.6	58.8	50.5	NA	68.5	NA	97.2
Sulfide	mg/L	< 0.022	NA	< 0.022	< 0.022	< 0.022	NA	< 0.022	NA	< 0.022	NA	< 0.022	NA	< 0.022 H

Notes:
mg/L = milligrams per liter
pCi/L = picocuries per liter
SU = Standard Units
TDS = total dissolved solids
NA = Indicates not analyzed
< = indicates the substance was not detected above the method detection limit (MDL). The value displayed is the MDL.
H = Analysis conducted outside the EPA method holding time.
J = The result is an estimated concentration. “J” qualifiers are applied by the laboratory when the concentration reported is above the method detection limit, but below the laboratory reporting limit.
(1) Appendix III/IV parameter per 40 CFR 257 Subpart D. Parameters are reported in units of milligrams per liter (mg/L), except for pH reported as s.u. (standard units).
(2) Metals were analyzed by EPA Method 6020B, and 7470A, anions were analyzed by EPA Method 300.0, TDS was analyzed by SM2540C-2015, and alkalinity was analyzed by Standard Method 2320B-2011.
(3) The pH value presented was recorded at the time of sample collection in the field.

Table 7
Summary of Post-injection Performance Groundwater Analytical Data
Plant Bowen AP-1, Bartow County, Georgia

	Sample Location	PT-02	PT-02	PT-02	PT-02	PT-02	PT-02	PT-02	PT-02	PT-02	PT-02	PT-02	PT-02	PT-02
	Sample Date	**05/02/2025**	**05/15/2025**	**06/03/2025**	**06/18/2025**	**07/24/2025**	**07/30/2025**	**08/06/2025**	**08/12/2025**	**08/26/2025**	**09/11/2025**	**10/16/2025**	**12/08/2025**	**02/03/2026**
ANALYTE	**UNITS**													
Appendix III														
Boron	mg/L	5.8	1.5	7.0	7.7	6.2	7.4	7.2	7.9	7.8	8.4	6.2	5.5	5.0
Calcium	mg/L	124	42.6	236	273	195	244	246	252	321	268	212	193	160
Chloride	mg/L	208	211	247	251	198	262	289	317	302	307	169	124	55.8
Fluoride	mg/L	0.35	0.25	0.23	0.26	0.40	NA	0.28	NA	0.28	0.26	0.26	0.22	0.25
pH, Field	SU	7.21	6.98	6.86	6.88	7.01	6.89	6.94	6.86	6.94	7.01	6.77	6.65	6.56
Sulfate	mg/L	213	202	232	229	206	254	271	287	271	282	193	161	85.5
TDS	mg/L	1890	1100	1160	1490	1090	NA	1360	NA	1650	1240	890	840	740
Appendix IV														
Antimony	mg/L	< 0.00050	< 0.0050	< 0.0050	< 0.00050	< 0.00050	NA	< 0.00050	NA	< 0.00050	< 0.00050	< 0.00050	< 0.00050	< 0.00043
Arsenic	mg/L	0.0013 J	< 0.012	< 0.012	< 0.0012	< 0.0012	NA	< 0.0012	NA	< 0.0012	< 0.0012	< 0.0012	< 0.0012	0.00063 J
Barium	mg/L	0.076	< 0.012	0.052	0.046	0.048	NA	0.044	NA	0.046	0.040	0.027	0.031	0.041
Beryllium	mg/L	< 0.00015	< 0.0015	< 0.0015	< 0.00015	< 0.00015	NA	< 0.00015	NA	< 0.00015	< 0.00015	< 0.00015	< 0.00015	< 0.00015
Cadmium	mg/L	0.00013 J	< 0.0012	< 0.0012	0.00019 J	0.00014 J	NA	0.00014 J	NA	< 0.00012	< 0.00012	0.00014 J	< 0.00012	0.00020 J
Chromium	mg/L	< 0.0012	< 0.012	< 0.012	< 0.0012	< 0.0012	NA	< 0.0012	NA	< 0.0012	< 0.0012	< 0.0012	< 0.0012	0.00087 J
Cobalt	mg/L	< 0.0012	< 0.0012	0.0025 J	< 0.0012	0.0033 J	0.0045 J	0.0046 J	0.0027 J	0.0024 J	0.0022 J	< 0.0012	< 0.0012	0.00025 J
Lead	mg/L	< 0.00025	< 0.0025	< 0.0025	< 0.00025	< 0.00025	NA	< 0.00025	NA	< 0.00025	< 0.00025	< 0.00025	< 0.00025	< 0.00027
Lithium	mg/L	0.00811 J	0.00922 J	0.00889 J	0.00962 J	0.00837	NA	0.00943	NA	0.0112	0.00881	0.00832	0.00745	0.00769
Mercury	mg/L	< 0.000091	0.000097 J	0.00042	< 0.000091	< 0.000091	NA	< 0.000091	NA	< 0.000091	< 0.000091	< 0.000091	0.00013 J	< 0.000091
Molybdenum	mg/L	0.12	< 0.025	0.036 J	0.045	0.056	0.046	0.043	0.043	0.036	0.041	0.032	0.019	0.014
Selenium	mg/L	0.0025 J	< 0.012	< 0.012	0.0028 J	0.0029 J	NA	0.0016 J	NA	0.0033 J	0.0032 J	0.0026 J	0.0027 J	0.0017 J
Thallium	mg/L	0.00054 J	< 0.0015	< 0.0015	0.00080 J	0.00046 J	NA	0.00040 J	NA	0.00048 J	0.00034 J	0.00038 J	0.00037 J	0.00050 J
Fluoride	mg/L	0.35	0.25	0.23	0.26	0.40	NA	0.28	NA	0.28	0.26	0.26	0.22	0.25
Additional Parameters														
Bicarbonate Alkalinity as CaCO3	mg/L	1140	352	205	174	232	199	193	180	167	193	271	333	294
Carbonate Alkalinity as CaCO3	mg/L	< 5.0	< 5.0	< 5.0	< 5.0	< 5.0	NA	< 5.0	NA	< 5.0	NA	NA	NA	< 5.0
Total Alkalinity as CaCO3	mg/L	1140	352	205	174	232	199	193	180	167	193	271	333	294
Iron	mg/L	2.2	NA	< 0.12	0.076	0.093	4.6	8.1	0.12	0.14	NA	0.37	NA	0.16
Magnesium	mg/L	27.4	NA	42.0	41.2	31.2	37.2	38.3	42.9	47.3	NA	34.4	NA	30.7
Manganese	mg/L	0.093	NA	0.23 J	0.52	0.98	NA	1.1	NA	1.3	NA	0.44	NA	0.021
Potassium	mg/L	6.8	NA	8.3	8.1	6.6	6.9	7.1	7.8	7.2	NA	7.4	NA	6.6
Sodium	mg/L	625	NA	72.6	78.4	76.4	59.6	48.8	48.1	36.9	NA	58.2	NA	32.8
Sulfide	mg/L	< 0.022	NA	< 0.022	< 0.022	< 0.022	NA	< 0.022	NA	< 0.022	NA	< 0.022	NA	< 0.022

Notes:
mg/L = milligrams per liter
pCi/L = picocuries per liter
SU = Standard Units
TDS = total dissolved solids
NA = Indicates not analyzed
< = indicates the substance was not detected above the method detection limit (MDL). The value displayed is the MDL.
H = Analysis conducted outside the EPA method holding time.
J = The result is an estimated concentration. “J” qualifiers are applied by the laboratory when the concentration reported is above the method detection limit, but below the laboratory reporting limit.
(1) Appendix III/IV parameter per 40 CFR 257 Subpart D. Parameters are reported in units of milligrams per liter (mg/L), except for pH reported as s.u. (standard units).
(2) Metals were analyzed by EPA Method 6020B, and 7470A, anions were analyzed by EPA Method 300.0, TDS was analyzed by SM2540C-2015, and alkalinity was analyzed by Standard Method 2320B-2011.
(3) The pH value presented was recorded at the time of sample collection in the field.

Table 7
Summary of Post-injection Performance Groundwater Analytical Data
Plant Bowen AP-1, Bartow County, Georgia

	Sample Location	PT-04	PT-04	PT-04	PT-04	PT-04	PT-04	PT-04	PT-04	PT-04	PT-04	PT-04	PT-04	PT-04
	Sample Date	**05/01/2025**	**05/16/2025**	**06/04/2025**	**06/18/2025**	**07/23/2025**	**07/30/2025**	**08/06/2025**	**08/12/2025**	**08/27/2025**	**09/15/2025**	**10/16/2025**	**12/09/2025**	**02/02/2026**
ANALYTE	**UNITS**													
Appendix III														
Boron	mg/L	4.8	9.7	9.6	9.5	4.8	6.2	6.8	7.1	8.0	7.1	6.8	7.1	6.1
Calcium	mg/L	43.8	138	244	251	110	164	181	176	202	186	199	227	183
Chloride	mg/L	114	257	348	281	131	196	215	236	211	195	204	278	127
Fluoride	mg/L	0.45	0.23	0.18	0.20	0.36	NA	0.23	NA	0.22	0.20	0.20	0.16	0.13
pH, Field	SU	7.33	7.05	6.87	6.92	7.20	7.07	7.05	7.01	7.04	7.06	7.01	6.81	7.02
Sulfate	mg/L	146	242	306	265	147	209	229	250	235	230	230	265	177
TDS	mg/L	2620	1740	1660	1560	834	NA	1140	NA	1180	1020	970	1040	820
Appendix IV														
Antimony	mg/L	< 0.00050	< 0.0050	< 0.0050	< 0.00050	< 0.00050	NA	< 0.00050	NA	< 0.00050	< 0.00050	< 0.00050	< 0.00050	< 0.00043
Arsenic	mg/L	0.0014 J	< 0.012	< 0.012	< 0.0012	0.0027	NA	0.0013 J	NA	0.0016 J	< 0.0012	0.0017 J	0.0023	0.0015 J
Barium	mg/L	0.029	0.067	0.091	0.071	0.035	NA	0.048	NA	0.052	0.047	0.048	0.063	0.048
Beryllium	mg/L	< 0.00015	< 0.0015	< 0.0015	< 0.00015	< 0.00015	NA	< 0.00015	NA	< 0.00015	< 0.00015	< 0.00015	< 0.00015	< 0.00015
Cadmium	mg/L	< 0.00012	< 0.0012	< 0.0012	< 0.00012	< 0.00012	NA	< 0.00012	NA	< 0.00012	< 0.00012	< 0.00012	< 0.00012	< 0.00010
Chromium	mg/L	< 0.0012	< 0.012	< 0.012	< 0.0012	< 0.0012	NA	< 0.0012	NA	< 0.0012	< 0.0012	< 0.0012	< 0.0012	0.00047 J
Cobalt	mg/L	< 0.0012	0.0053	0.0098	0.0051	0.0059	0.0085	0.0091	0.0075	0.0068	0.0048 J	0.0041 J	0.0038 J	0.0022 J
Lead	mg/L	< 0.00025	< 0.0025	< 0.0025	< 0.00025	< 0.00025	NA	< 0.00025	NA	< 0.00025	< 0.00025	< 0.00025	< 0.00025	< 0.00027
Lithium	mg/L	0.00499 J	0.00810 J	0.0101 J	0.00894 J	0.00588	NA	0.00741	NA	0.00673	0.00690	0.00579	0.00634	0.00496
Mercury	mg/L	< 0.000091	< 0.000091	< 0.000091	< 0.000091	< 0.000091	NA	< 0.000091	NA	< 0.000091	< 0.000091	< 0.000091	< 0.000091	< 0.000091
Molybdenum	mg/L	0.16	0.050 J	0.026 J	0.024	0.036	0.025	0.020	0.020	0.017	0.017	0.018	0.022	0.017
Selenium	mg/L	< 0.0012	< 0.012	< 0.012	0.0032 J	0.0013 J	NA	< 0.0012	NA	0.0025 J	0.0019 J	0.0023 J	0.0034 J	0.0017 J
Thallium	mg/L	0.0010	< 0.0015	< 0.0015	0.00099 J	0.00061	NA	0.00070	NA	0.00078	0.00069	0.00071	0.0010	0.00097
Fluoride	mg/L	0.45	0.23	0.18	0.20	0.36	NA	0.23	NA	0.22	0.20	0.20	0.16	0.13
Additional Parameters														
Bicarbonate Alkalinity as CaCO3	mg/L	2130	785	411	276	280	263	239	238	218	216	205	241	274
Carbonate Alkalinity as CaCO3	mg/L	< 5.0	< 5.0	< 5.0	< 5.0	< 5.0	NA	< 5.0	NA	< 5.0	NA	NA	NA	< 5.0
Total Alkalinity as CaCO3	mg/L	2130	785	411	276	280	263	239	238	218	216	205	241	274
Iron	mg/L	0.84	NA	0.13 J	0.28	0.68	3.6	5.5	0.37	0.41	NA	0.68	NA	0.32
Magnesium	mg/L	14.2	NA	51.8	46.6	24.4	33.1	36.8	40.9	49.1	NA	48.6	NA	43.0
Manganese	mg/L	0.079	NA	0.56	0.64	0.42	NA	0.62	NA	0.74	NA	0.54	NA	0.30
Potassium	mg/L	5.3	NA	10.0	9.5	5.8	6.3	6.3	6.9	7.5	NA	8.2	NA	9.6
Sodium	mg/L	1010	NA	233	163	120	103	91.4	81.6	65.2	NA	58.7	NA	69.5
Sulfide	mg/L	< 0.022	NA	< 0.022	< 0.022	< 0.022	NA	0.022 J	NA	< 0.022	NA	< 0.022	NA	< 0.022 H

Notes:
mg/L = milligrams per liter
pCi/L = picocuries per liter
SU = Standard Units
TDS = total dissolved solids
NA = Indicates not analyzed
< = indicates the substance was not detected above the method detection limit (MDL). The value displayed is the MDL.
H = Analysis conducted outside the EPA method holding time.
J = The result is an estimated concentration. “J” qualifiers are applied by the laboratory when the concentration reported is above the method detection limit, but below the laboratory reporting limit.
(1) Appendix III/IV parameter per 40 CFR 257 Subpart D. Parameters are reported in units of milligrams per liter (mg/L), except for pH reported as s.u. (standard units).
(2) Metals were analyzed by EPA Method 6020B, and 7470A, anions were analyzed by EPA Method 300.0, TDS was analyzed by SM2540C-2015, and alkalinity was analyzed by Standard Method 2320B-2011.
(3) The pH value presented was recorded at the time of sample collection in the field.

Table 7
Summary of Post-injection Performance Groundwater Analytical Data
Plant Bowen AP-1, Bartow County, Georgia

	Sample Location	PT-05	PT-05	PT-05	PT-05	PT-05	PT-05	PT-05	PT-05	PT-05	PT-05	PT-05	PT-05	PT-05
	Sample Date	**05/01/2025**	**05/15/2025**	**06/03/2025**	**06/17/2025**	**07/23/2025**	**07/30/2025**	**08/07/2025**	**08/12/2025**	**08/27/2025**	**09/11/2025**	**10/15/2025**	**12/08/2025**	**02/03/2026**
ANALYTE	**UNITS**													
Appendix III														
Boron	mg/L	6.8	8.5	6.3	6.3	4.9	7.6	7.3	7.2	7.4	7.3	5.7	6.4	5.1
Calcium	mg/L	230	249	216	225	244	250	218	200	210	210	205	251	175
Chloride	mg/L	274	257	252	211	270	259	218	244	190	196	119	245	130
Fluoride	mg/L	0.11	0.19	0.21	0.25	0.24	NA	0.25	NA	0.23	0.22	0.24	0.16	0.19
pH, Field	SU	6.94	6.94	6.90	7.08	6.98	6.96	6.93	6.96	6.94	7.03	6.88	6.74	6.51
Sulfate	mg/L	249	231	232	196	252	256	230	253	215	233	200	261	158
TDS	mg/L	1390	1170	1220	1090	1320	NA	1100	NA	1180	1070	898	1220	892
Appendix IV														
Antimony	mg/L	< 0.00050	< 0.0050	< 0.0050	< 0.00050	< 0.00050	NA	< 0.00050	NA	< 0.00050	< 0.00050	< 0.00050	< 0.00050	< 0.00043
Arsenic	mg/L	0.0019 J	< 0.012	< 0.012	< 0.0012	0.0078	NA	0.0026	NA	0.0020 J	0.0015 J	< 0.0012	0.0033	0.00081 J
Barium	mg/L	0.081	0.055	0.043 J	0.038	0.060	NA	0.044	NA	0.040	0.038	0.035	0.052	0.052
Beryllium	mg/L	< 0.00015	< 0.0015	< 0.0015	< 0.00015	< 0.00015	NA	< 0.00015	NA	< 0.00015	< 0.00015	< 0.00015	< 0.00015	< 0.00015
Cadmium	mg/L	< 0.00012	< 0.0012	< 0.0012	< 0.00012	< 0.00012	NA	< 0.00012	NA	< 0.00012	< 0.00012	< 0.00012	< 0.00012	< 0.00010
Chromium	mg/L	< 0.0012	< 0.012	< 0.012	< 0.0012	< 0.0012	NA	< 0.0012	NA	< 0.0012	< 0.0012	< 0.0012	< 0.0012	< 0.00024
Cobalt	mg/L	0.0061	0.0055	0.0073	0.0061	0.0097	0.010	0.0087	0.0062	0.0082	0.012	0.0067	0.013	0.013
Lead	mg/L	< 0.00025	< 0.0025	< 0.0025	< 0.00025	< 0.00025	NA	< 0.00025	NA	< 0.00025	< 0.00025	< 0.00025	< 0.00025	< 0.00027
Lithium	mg/L	0.00298 J	0.00629 J	0.00645 J	0.00578 J	0.00659	NA	0.00554	NA	0.00533	0.00639	0.00584	0.00358	0.00597
Mercury	mg/L	< 0.000091	< 0.000091	< 0.000091	< 0.000091	< 0.000091	NA	0.00010 J	NA	< 0.000091	< 0.000091	< 0.000091	< 0.000091	< 0.000091
Molybdenum	mg/L	0.014	< 0.025	0.027 J	0.034	0.025	0.023	0.024	0.024	0.023	0.023	0.028	0.022	0.015
Selenium	mg/L	< 0.0012	< 0.012	< 0.012	0.0020 J	0.0034 J	NA	< 0.0012	NA	0.0017 J	0.0016 J	< 0.0012	0.0027 J	0.00094 J
Thallium	mg/L	< 0.00015	< 0.0015	< 0.0015	0.00036 J	0.00021 J	NA	0.00021 J	NA	0.00027 J	0.00022 J	0.00062	0.00037 J	0.00078
Fluoride	mg/L	0.11	0.19	0.21	0.25	0.24	NA	0.25	NA	0.23	0.22	0.24	0.16	0.19
Additional Parameters														
Bicarbonate Alkalinity as CaCO3	mg/L	387	263	207	163	177	179	189	189	197	199	282	258	306
Carbonate Alkalinity as CaCO3	mg/L	< 5.0	< 5.0	< 5.0	< 5.0	< 5.0	NA	< 5.0	NA	< 5.0	NA	NA	NA	< 5.0
Total Alkalinity as CaCO3	mg/L	387	263	207	163	177	179	189	189	197	199	282	258	306
Iron	mg/L	5.2	NA	0.73	0.48	1.9	6.0	8.3	1.2	1.1	NA	0.34	NA	0.20
Magnesium	mg/L	57.9	NA	43.2	40.5	48.5	43.7	40.3	42.8	42.6	NA	37.0	NA	40.0
Manganese	mg/L	0.37	NA	1.1	1.3	1.2	NA	1.1	NA	1.1	NA	0.84	NA	0.52
Potassium	mg/L	5.3	NA	7.2	6.8	7.2	6.2	6.0	6.6	5.7	NA	6.8	NA	6.1
Sodium	mg/L	118	NA	49.0	25.4	52.0	42.6	31.8	36.5	26.3	NA	20.0	NA	32.3
Sulfide	mg/L	< 0.022	NA	< 0.022	< 0.022	< 0.022	NA	< 0.022	NA	0.028 J	NA	< 0.022	NA	< 0.022

Notes:
mg/L = milligrams per liter
pCi/L = picocuries per liter
SU = Standard Units
TDS = total dissolved solids
NA = Indicates not analyzed
< = indicates the substance was not detected above the method detection limit (MDL). The value displayed is the MDL.
H = Analysis conducted outside the EPA method holding time.
J = The result is an estimated concentration. “J” qualifiers are applied by the laboratory when the concentration reported is above the method detection limit, but below the laboratory reporting limit.
(1) Appendix III/IV parameter per 40 CFR 257 Subpart D. Parameters are reported in units of milligrams per liter (mg/L), except for pH reported as s.u. (standard units).
(2) Metals were analyzed by EPA Method 6020B, and 7470A, anions were analyzed by EPA Method 300.0, TDS was analyzed by SM2540C-2015, and alkalinity was analyzed by Standard Method 2320B-2011.
(3) The pH value presented was recorded at the time of sample collection in the field.

Table 7
Summary of Post-injection Performance Groundwater Analytical Data
Plant Bowen AP-1, Bartow County, Georgia

	Sample Location	PT-06	PT-06	PT-06	PT-06	PT-06	PT-06	PT-06	PT-06	PT-06	PT-06	PT-06	PT-06	PT-06
	Sample Date	**05/02/2025**	**05/15/2025**	**06/03/2025**	**06/17/2025**	**07/23/2025**	**07/30/2025**	**08/07/2025**	**08/12/2025**	**08/26/2025**	**09/11/2025**	**10/15/2025**	**12/08/2025**	**02/02/2026**
ANALYTE	**UNITS**													
Appendix III														
Boron	mg/L	8.1	9.8	8.3	6.2	7.8	10.2	9.7	9.8	9.3	8.7	8.8	8.5	10.3
Calcium	mg/L	306	298	316	230	335	370	364	312	323	314	351	373	399
Chloride	mg/L	497	359	420	419	482	508	479	545	434	495	487	523	459
Fluoride	mg/L	0.10	0.13	0.12	0.13	0.14	NA	0.14	NA	0.13	0.12	0.13	0.087 J	0.075 J
pH, Field	SU	7.06	7.04	7.03	7.02	7.00	6.98	6.97	6.97	7.03	7.08	6.97	6.98	6.88
Sulfate	mg/L	349	262	309	298	351	374	355	399	335	368	361	378	359
TDS	mg/L	1870	1760	1620	1870	2020	NA	1870	NA	2160	1750	1920	1560	1660
Appendix IV														
Antimony	mg/L	0.00071 J	< 0.0050	< 0.0050	< 0.00050	0.00067 J	NA	< 0.00050	NA	< 0.00050	< 0.00050	< 0.00050	0.00075 J	< 0.00043
Arsenic	mg/L	0.0020 J	< 0.012	< 0.012	< 0.0012	0.019	NA	0.0041	NA	0.0032	0.0031	0.0041	0.0050	0.0047
Barium	mg/L	0.088	0.087	0.093	0.040	0.096	NA	0.088	NA	0.081	0.080	0.082	0.089	0.077
Beryllium	mg/L	< 0.00015	< 0.0015	< 0.0015	< 0.00015	< 0.00015	NA	< 0.00015	NA	< 0.00015	< 0.00015	< 0.00015	< 0.00015	< 0.00015
Cadmium	mg/L	< 0.00012	< 0.0012	< 0.0012	< 0.00012	< 0.00012	NA	< 0.00012	NA	< 0.00012	< 0.00012	< 0.00012	< 0.00012	< 0.00010
Chromium	mg/L	< 0.0012	< 0.012	< 0.012	< 0.0012	< 0.0012	NA	< 0.0012	NA	< 0.0012	< 0.0012	< 0.0012	< 0.0012	< 0.00024
Cobalt	mg/L	0.0052	0.0026 J	0.0053	0.0063	0.0026 J	0.0046 J	0.0056	0.0027 J	0.0024 J	0.0023 J	0.0020 J	0.0026 J	0.0019 J
Lead	mg/L	< 0.00025	< 0.0025	< 0.0025	< 0.00025	< 0.00025	NA	< 0.00025	NA	< 0.00025	< 0.00025	< 0.00025	0.00040 J	< 0.00027
Lithium	mg/L	0.00563 J	0.00597 J	0.00531 J	0.00573 J	0.00582	NA	0.00601	NA	0.00540	0.00508	0.00514	0.00459	0.00598
Mercury	mg/L	< 0.000091	< 0.000091	< 0.000091	< 0.000091	< 0.000091	NA	< 0.000091	NA	< 0.000091	< 0.000091	0.00020 J	< 0.000091	< 0.000091
Molybdenum	mg/L	0.019	< 0.025	< 0.025	0.034	0.0085 J	0.0082 J	0.0074 J	0.0085 J	0.0072 J	0.0069 J	0.0074 J	0.0072 J	0.0056 J
Selenium	mg/L	0.0022 J	< 0.012	< 0.012	0.0019 J	0.0070	NA	0.0023 J	NA	0.0053	0.0055	0.0058	0.0074	0.0085
Thallium	mg/L	< 0.00015	< 0.0015	< 0.0015	0.00032 J	< 0.00015	NA	< 0.00015	NA	< 0.00015	< 0.00015	< 0.00015	< 0.00015	< 0.00017
Fluoride	mg/L	0.10	0.13	0.12	0.13	0.14	NA	0.14	NA	0.13	0.12	0.13	0.087 J	0.075 J
Additional Parameters														
Bicarbonate Alkalinity as CaCO3	mg/L	321	242	198	215	185	186	194	187	160	161	153	141	169
Carbonate Alkalinity as CaCO3	mg/L	< 5.0	< 5.0	< 5.0	< 5.0	< 5.0	NA	< 5.0	NA	< 5.0	NA	NA	NA	< 5.0
Total Alkalinity as CaCO3	mg/L	321	242	198	215	185	186	194	187	160	161	153	141	169
Iron	mg/L	6.7	NA	1.5	0.50	2.0	9.6	13.5	1.6	1.4	NA	2.6	NA	2.0
Magnesium	mg/L	77.4	NA	75.7	41.2	80.2	89.3	91.6	86.0	90.4	NA	85.4	NA	109
Manganese	mg/L	0.81	NA	0.96	1.2	1.1	NA	1.0	NA	0.89	NA	0.82	NA	0.70
Potassium	mg/L	11.6	NA	13.7	6.9	11.6	9.9	9.0	10.2	10.2	NA	11.9	NA	8.7
Sodium	mg/L	127	NA	79.9	27.0	96.1	91.1	89.1	85.1	62.8	NA	65.0	NA	57.4
Sulfide	mg/L	0.033 J	NA	0.028 J	< 0.022	< 0.022	NA	< 0.022	NA	0.035 J	NA	0.029 J	NA	< 0.022 H

Notes:
mg/L = milligrams per liter
pCi/L = picocuries per liter
SU = Standard Units
TDS = total dissolved solids
NA = Indicates not analyzed
< = indicates the substance was not detected above the method detection limit (MDL). The value displayed is the MDL.
H = Analysis conducted outside the EPA method holding time.
J = The result is an estimated concentration. “J” qualifiers are applied by the laboratory when the concentration reported is above the method detection limit, but below the laboratory reporting limit.
(1) Appendix III/IV parameter per 40 CFR 257 Subpart D. Parameters are reported in units of milligrams per liter (mg/L), except for pH reported as s.u. (standard units).
(2) Metals were analyzed by EPA Method 6020B, and 7470A, anions were analyzed by EPA Method 300.0, TDS was analyzed by SM2540C-2015, and alkalinity was analyzed by Standard Method 2320B-2011.
(3) The pH value presented was recorded at the time of sample collection in the field.

FIGURES

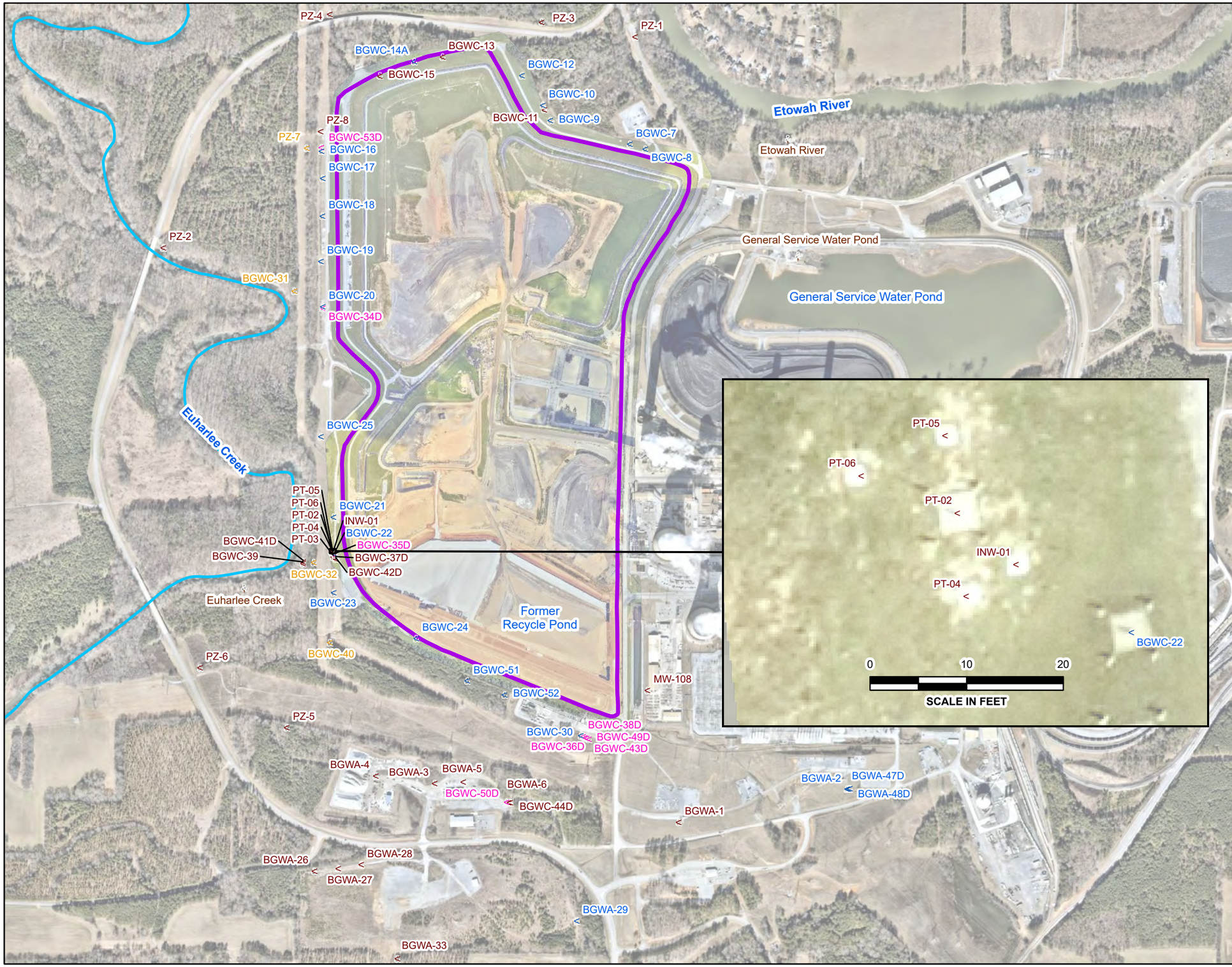

N

LEGEND

- Detection Monitoring Well
- Horizontal Assessment Monitoring Well
- Vertical Assessment Monitoring Well
- Piezometer
- Surface Water Transducer
- Euharlee Creek
- Approximate AP-1 Boundary

Notes:
1. Temporary corrective action piezometers INW-01 and PT-02 through PT-06 were installed in support of pre-design investigation activities and are not included in the monitoring well network.
2. INW-01 is a temporary pilot study injection well. PT-02, PT-04, and PT-05 are temporary pilot study performance monitoring wells.
3. Aerial photograph source for immediate vicinity of AP-1: Georgia Power Company, June 2025.
4. Aerial photograph source for surrounding area: Nearmap, January 2025.

0 400 800 1,600 Feet

PILOT STUDY INJECTION AND PERFORMANCE MONITORING WELL LOCATIONS

GEORGIA POWER COMPANY
PLANT BOWEN AP-1
BARTOW COUNTY, GEORGIA

Prepared For: Georgia Power

Prepared By: Geosyntec consultants

KENNESAW, GA | July 2026

FIGURE 1

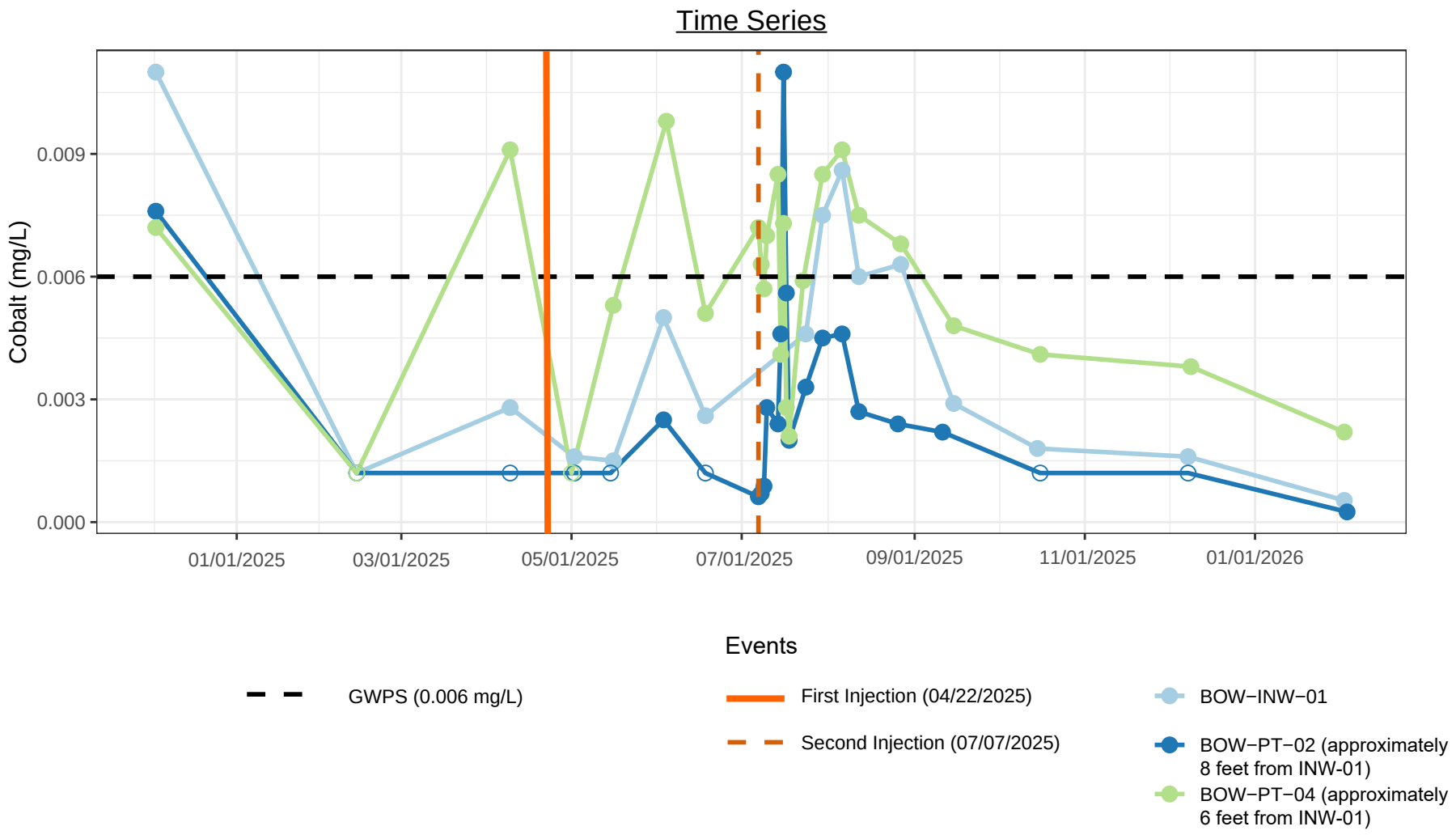

Notes:
1. mg/L = milligrams per liter
2. GWPS = Groundwater Protectoin Standard
3. Open symbols are not detected, and are reported at the method detection limit.

FIGURE 2 COBALT CONCENTRATION TIME SERIES
INW-01, PT-02, PT04
GEORGIA POWER COMPANY
PLANT BOWEN
EUHARLEE, BARTOW COUNTY, GEORGIA

Georgia Power

JULY 2026

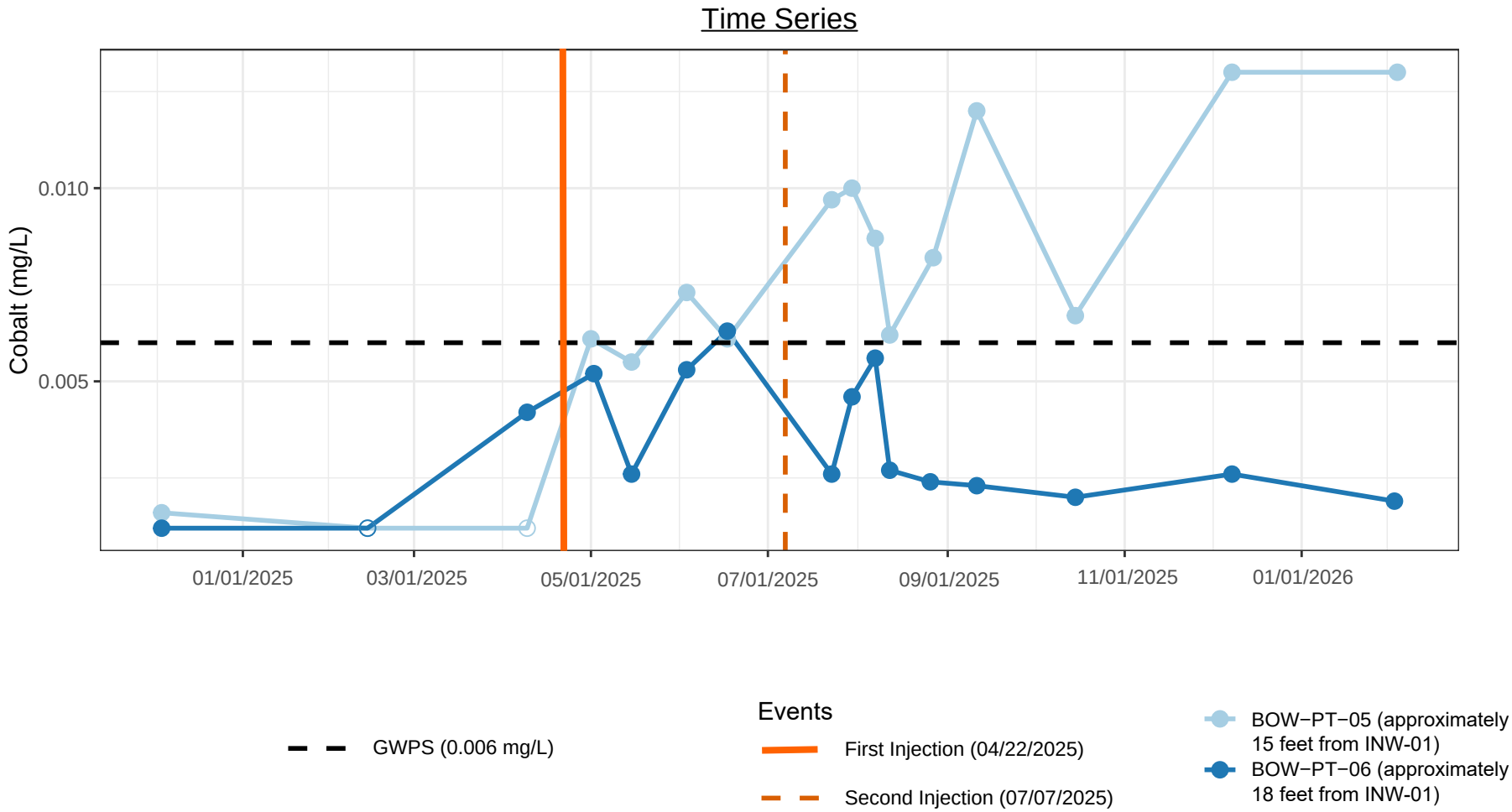

Notes:
1. mg/L = milligrams per liter
2. GWPS = Groundwater Protection Standard
3. Open symbols are not detected, and are reported at the method detection limit.

FIGURE 3 COBALT CONCENTRATION TIME SERIES
PT-05, PT-06
GEORGIA POWER COMPANY
PLANT BOWEN
EUHARLEE, BARTOW COUNTY, GEORGIA

Georgia Power

JULY 2026

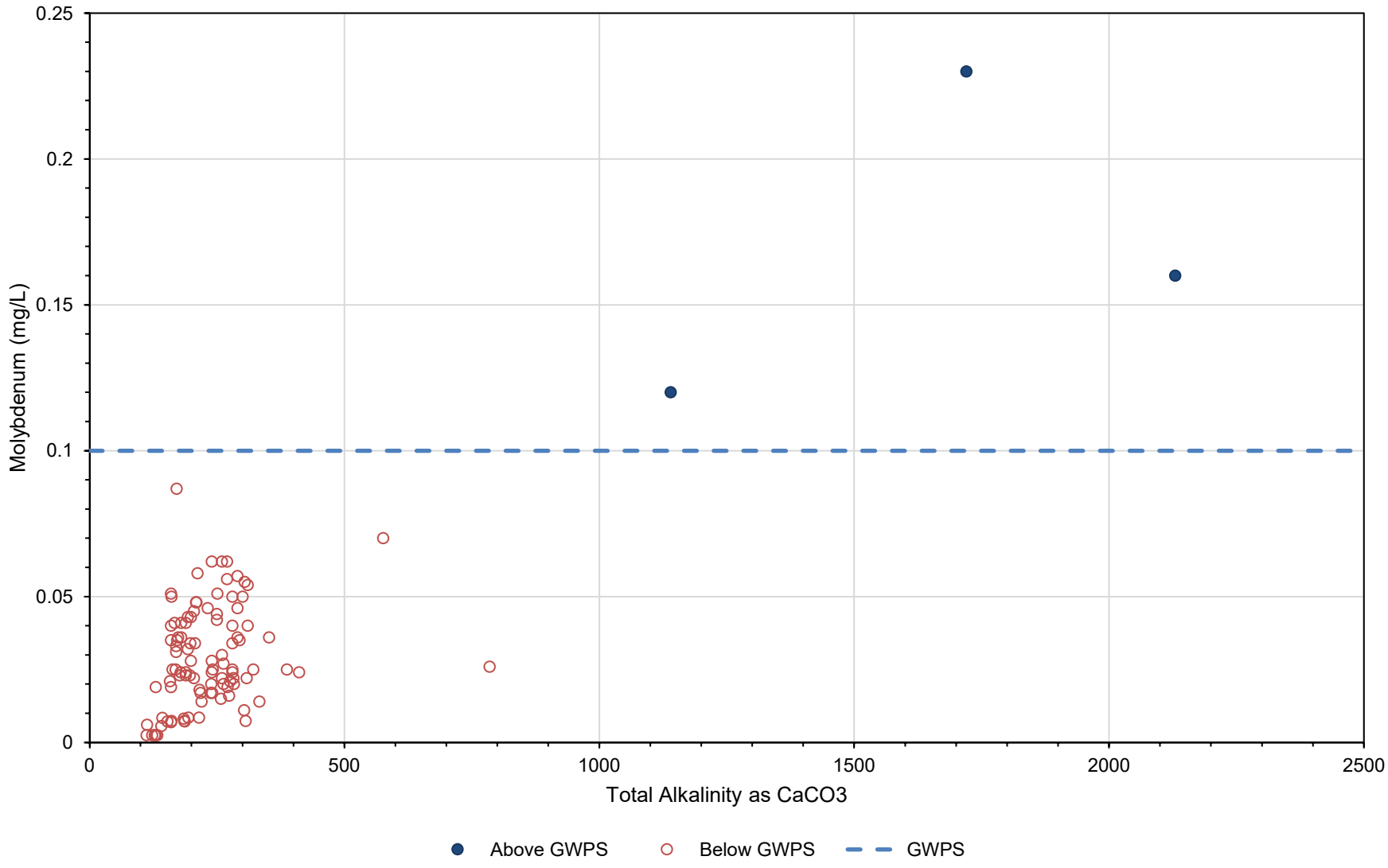

Notes:
1. GWPS = Groundwater Protection Standard.
2. mg/L = milligrams per liter.
3. Data shown were collected from INW-01, PT-02, PT-04, PT-05, and PT-06 between December 3, 2024 and February 2, 2026.

ALKALINITY AND MOLYBDENUM CONCENTRATIONS
GEORGIA POWER COMPANY
PLANT BOWEN
EUHARLEE, BARTOW COUNTY, GEORGIA

Geosyntec consultants

Kennesaw, GA | July 2026

FIGURE 4

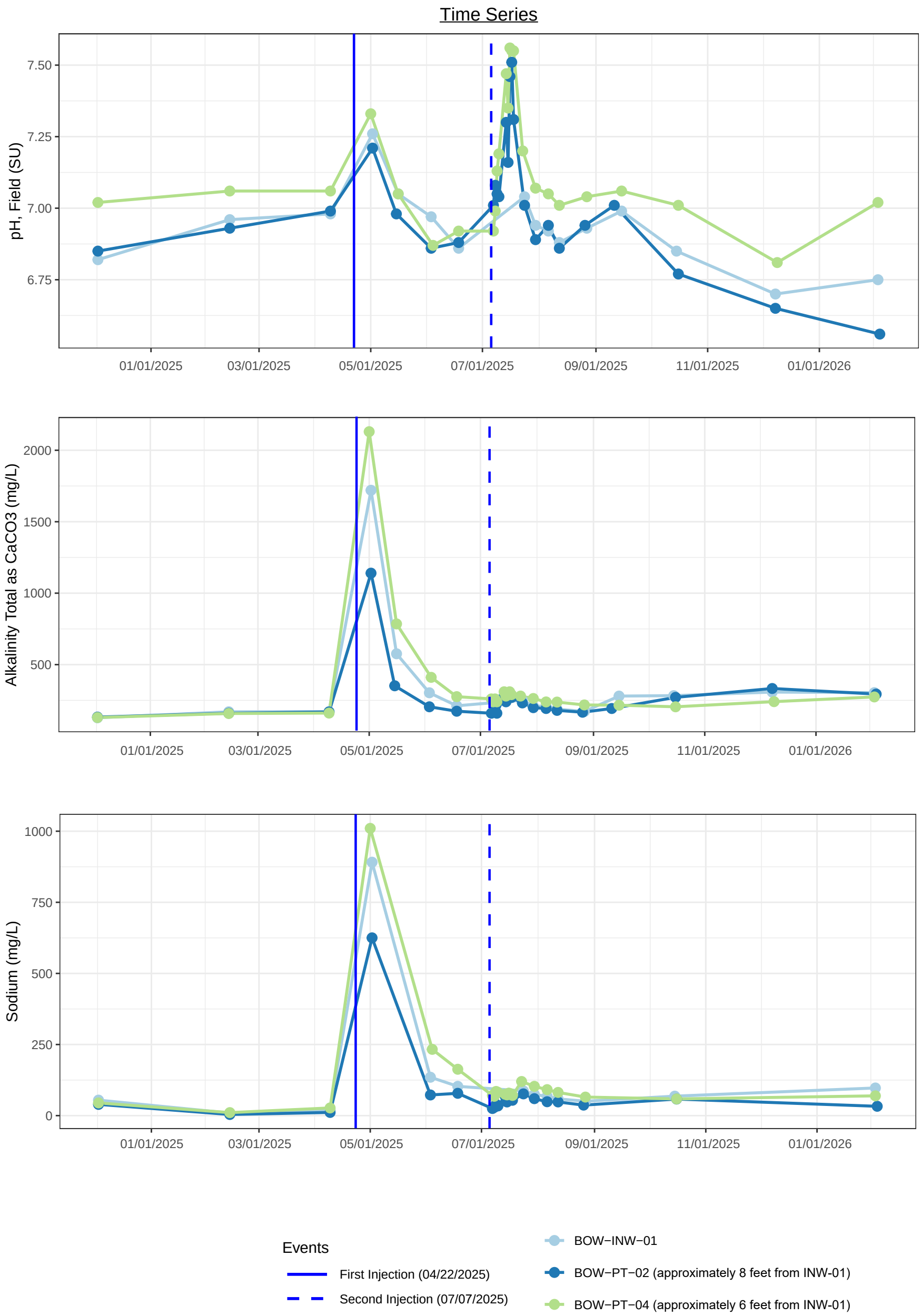

Notes:
1. mg/L = milligrams per liter

FIGURE 5
PH, ALKALINITY, AND SODIUM TIME SERIES
INW-01, PT-02, PT-04
GEORGIA POWER COMPANY
PLANT BOWEN
EUHARLEE, BARTOW COUNTY, GEORGIA

Georgia Power

JULY 2026

Disclaimer: static date and screening level values are manually entered and not from EQuIS.

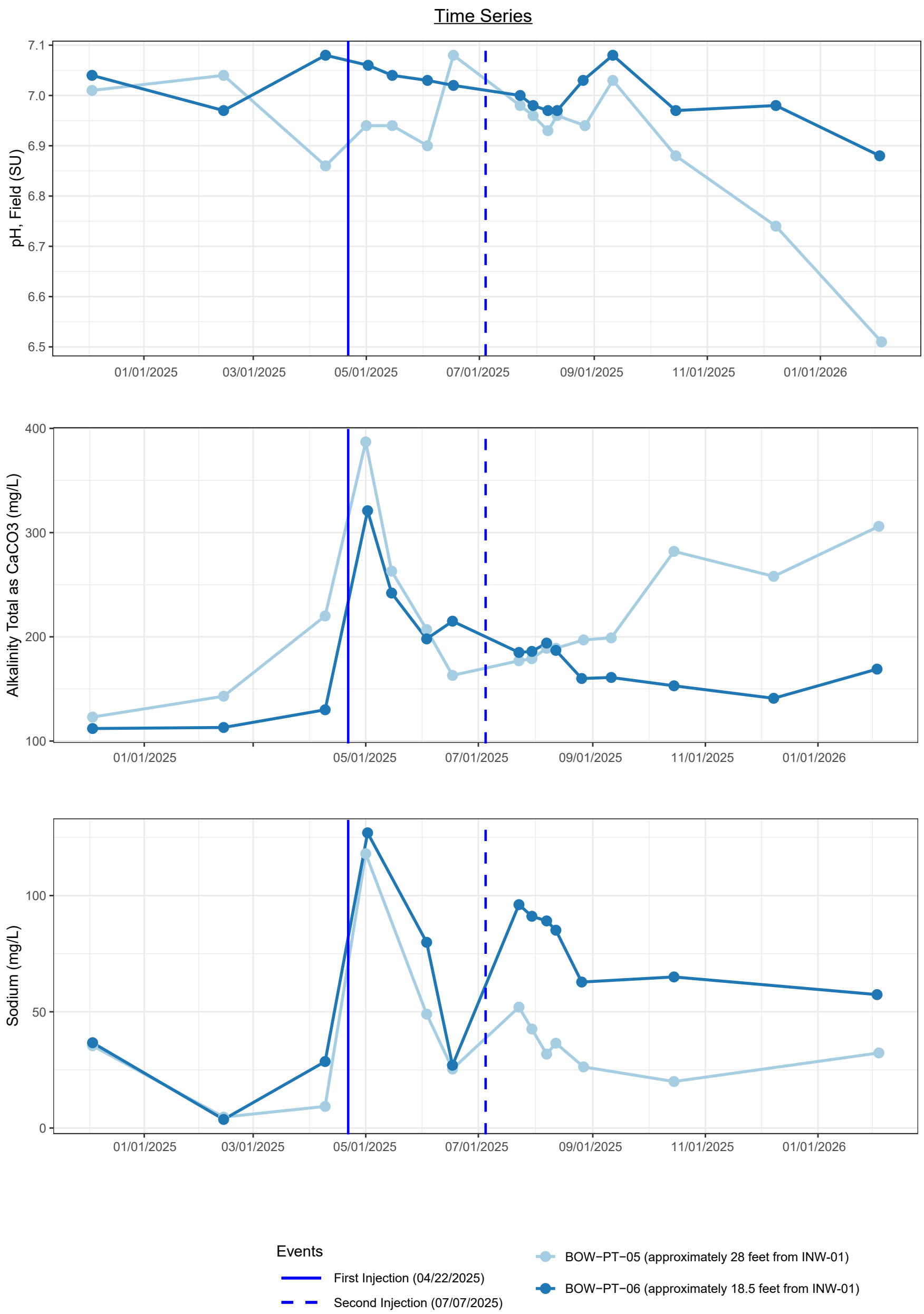

Notes:
1. mg/L = milligrams per liter

FIGURE 6
PH, ALKALINITY, AND SODIUM TIME SERIES
PT-05, PT-06
GEORGIA POWER COMPANY
PLANT BOWEN
EUHARLEE, BARTOW COUNTY, GEORGIA

Georgia Power

JULY 2026

Disclaimer: static date and screening level values are manually entered and not from EQuIS.

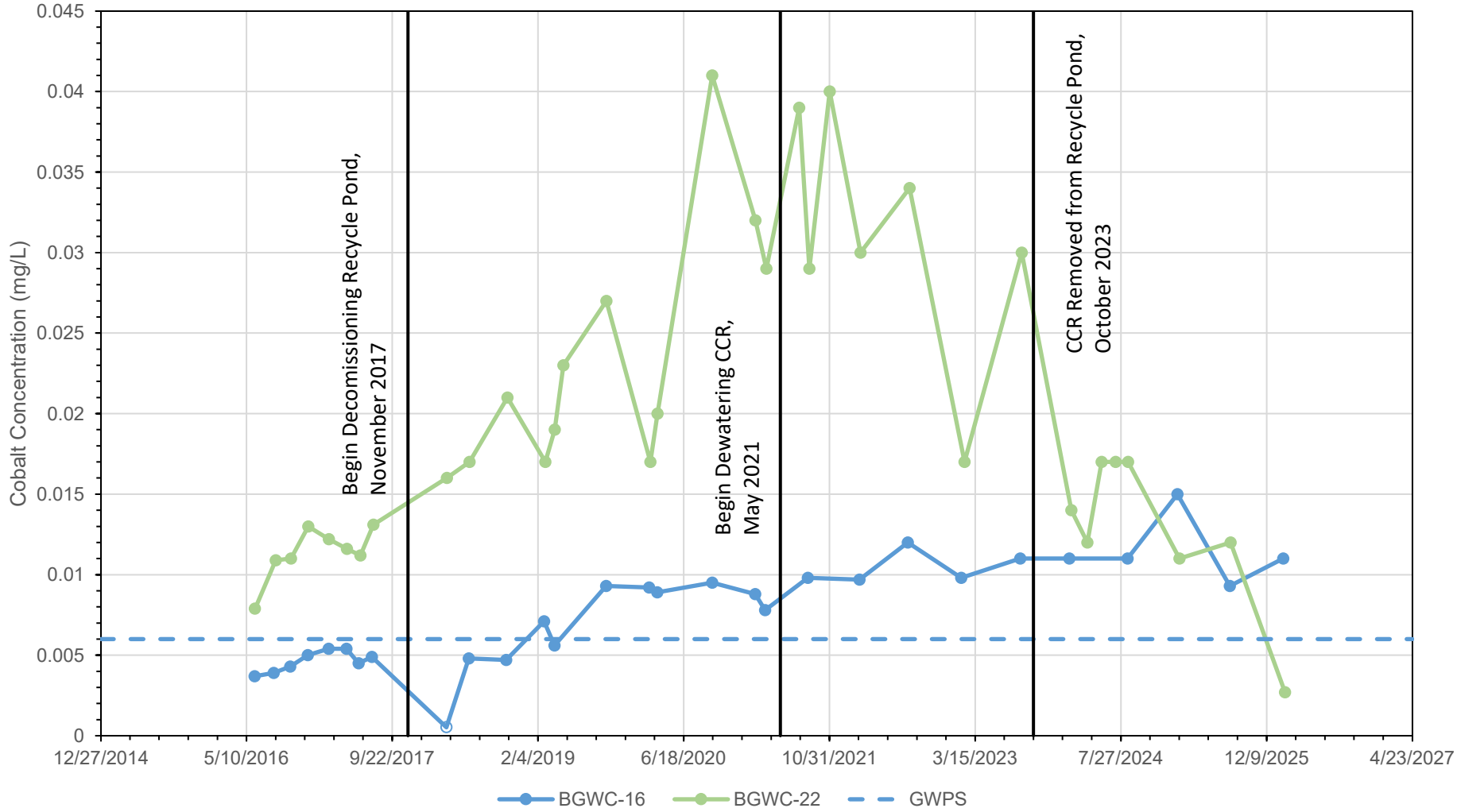

Notes:
1. CCR = coal combustion residual.
2. GWPS = Groundwater Protection Standard.
3. mg/L = milligrams per liter.
4. Open symbols are not detected, and are reported at the method detection limit.

BGWC-16 AND BGWC-22 COBALT TIME SERIES
GEORGIA POWER COMPANY
PLANT BOWEN
EUHARLEE, BARTOW COUNTY, GEORGIA

Geosyntec consultants

Kennesaw, GA | July 2026

FIGURE 7

N:\GA Power\Plant Bowen\01_GW Monitoring Services\2026\15_ACM\PSSR\03_Figures\Figure 6 Supporting\[Figure 6.xlsx]Formatted Figure

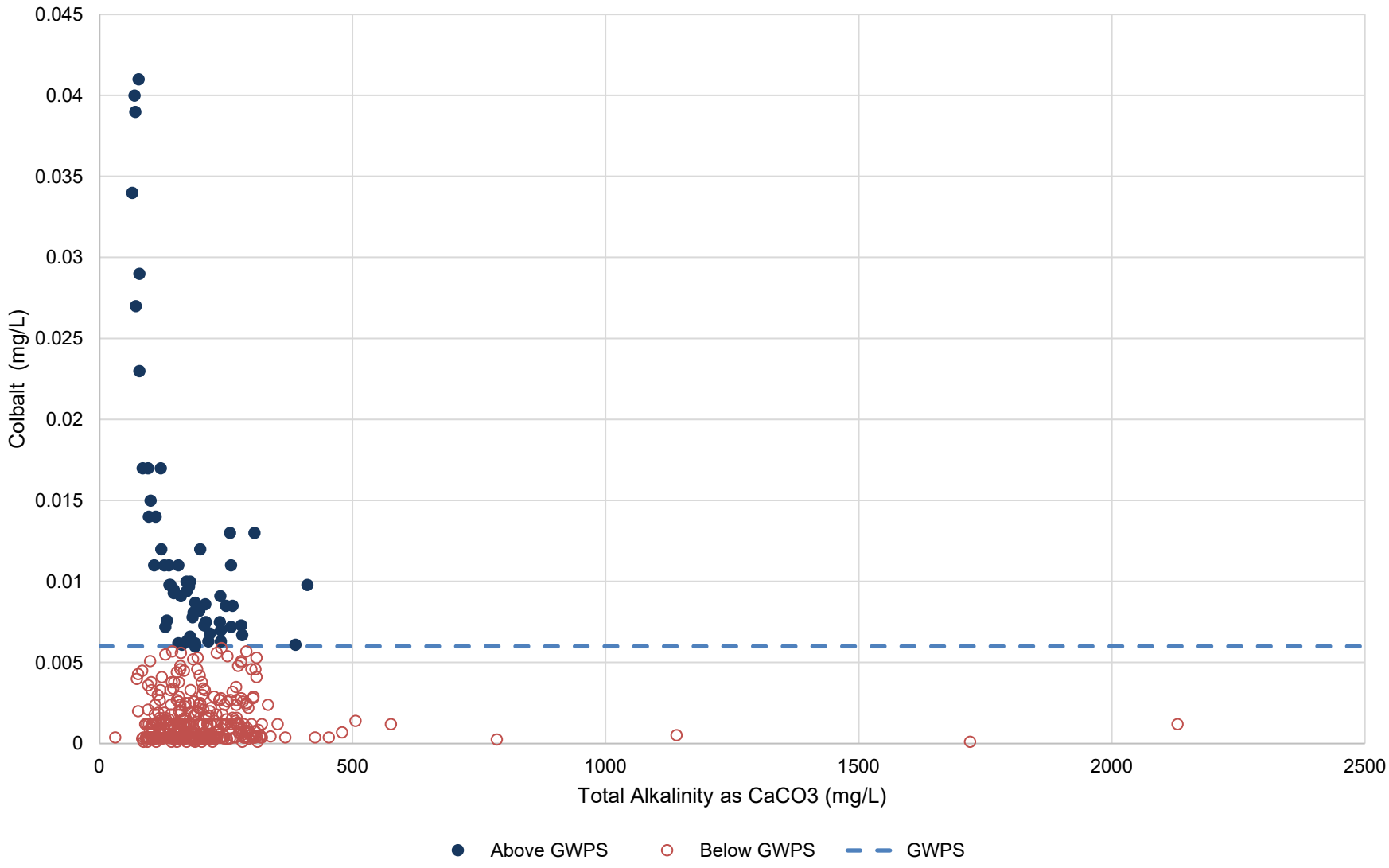

Notes:
1. GWPS = Groundwater Protection Standard.
2. mg/L = milligrams per liter.
3. Data shown were collected sitewide between May 2, 2019 and February 9, 2026.

ALKALINITY AND COBALT CONCENTRATIONS
GEORGIA POWER COMPANY
PLANT BOWEN
EUHARLEE, BARTOW COUNTY, GEORGIA

Geosyntec consultants

Kennesaw, GA | July 2026

FIGURE 8

APPENDIX A

Pilot Study Post-Injection Event Report
Plant Bowen Ash Pond 1

Prepared for

Georgia Power Company
241 Ralph McGill Blvd NE
Atlanta, Georgia 30308

PILOT STUDY POST-INJECTION EVENT REPORT

PILOT TEST NO. UPT000084
PLANT BOWEN ASH POND 1 (AP-1)

Prepared by

Geosyntec consultants

engineers | scientists | innovators

1255 Roberts Boulevard, Suite 200
Kennesaw, Georgia 30144

Project Number GW6581H

June 2025

Geosyntec consultants

CERTIFICATION STATEMENT

I hereby certify that this *Pilot Study Post-Injection Event Report* was prepared by, or under the direct supervision of, a Qualified Groundwater Scientist, in accordance with the Georgia Environmental Protection Division Rules of Solid Waste Management. According to 391-3-4-.01, a Qualified Groundwater Scientist is "a professional engineer or geologist registered to practice in Georgia who has received a baccalaureate or post-graduate degree in the natural sciences or engineering and has sufficient training and experience in groundwater hydrology and related fields that enable individuals to make sound professional judgments regarding groundwater monitoring, contaminant fate and transport, and corrective action." The design presented within this workplan was developed in compliance with the Georgia Rules of Solid Waste Management, Chapter 391-3-4.10.

Whitney B. Law
Georgia Professional Engineer No. 36641

June 6, 2025
Date

TABLE OF CONTENTS

1. BACKGROUND AND OBJECTIVES 1
   1.1 SITE BACKGROUND 1
2. WELL INSTALLATION 3
3. BASELINE CHARACTERIZATION 4
4. INJECTION ACTIVITIES 5
5. PILOT STUDY PERFORMANCE MONITORING AND REPORTING 7
6. REFERENCES 8

LIST OF TABLES

Table 1 Summary of Well Construction Details
Table 2 Summary of Baseline Groundwater Analytical Data
Table 3 Summary of Daily Injection Volumes

LIST OF FIGURES

Figure 1 Site Location Map
Figure 2 Pilot Study Well Locations

LIST OF APPENDICES

Appendix A Ash Pond Monitoring Well Certification Report – Addendum No 9, Plant Bowen Ash Pond 1 (AP-1)
Appendix B Baseline Analytical Laboratory Results and Field Sampling Forms
Appendix C Injection Field Forms

LIST OF ACRONYMS

AP-1	Ash Pond 1
CCR	coal combustion residual
CFR	Code of Federal Regulations
Co	cobalt
DO	dissolved oxygen
gal	gallon
gpd	gal per day
gpm	gal per minute
GA EPD	Georgia Environmental Protection Division
Georgia Power	Georgia Power Company
Geosyntec	Geosyntec Consultants, Inc.
GWPS	Groundwater Protection Standard
IBC	Intermediate Bulk Containers
MNA	monitored natural attenuation
$NaHCO_3$	Sodium Bicarbonate
g/L	grams per liter
ORP	oxidation-reduction potential
Pace Analytical	Pace Analytical Services, LLC
psi	pounds per square inch
ROI	radius of influence
SSL	statistically significant level
UIC	Underground Injection Control
US EPA	United States Environmental Protection Agency

1. BACKGROUND AND OBJECTIVES

This *Pilot Study Post-Injection Event Report* (Report) was developed by Geosyntec Consultants, Inc. (Geosyntec) and submitted to the Georgia Environmental Protection Division (GA EPD), on behalf of Georgia Power Company (Georgia Power). In-situ geochemical injections, coupled with monitored natural attenuation (MNA), have been proposed as corrective measures to address concentrations of cobalt (Co) reported at statistically significant levels (SSLs) above Groundwater Protection Standards (GWPS) in detection monitoring well BGWC-22 at Georgia Power Plant Bowen Ash Pond 1 (AP-1; Site).

The design of in-situ geochemical injection corrective measures includes multiple assessment and design components, including pilot studies to evaluate injection delivery and the performance of injectates prior to implementing a full-scale remedy. This pilot test will collect data that will be used to evaluate:

1. Radius of influence (ROI) of the injected amendment to evaluate future injection well spacing requirements;
2. Sustainable injection pressure and flowrate;
3. Injectate dosing and efficacy of treating Co in groundwater to below the GWPS;
4. Potential unintended impacts of injections, such as release of Appendix VI constituents bound in the aquifer matrix to levels above the GWPS due to injections; and
5. Longevity of the injected treatment.

This Report summarizes pilot study field activities completed from April 22, 2025, through April 27, 2025. These field activities were conducted in accordance with the *BGWC-22 Pilot Study Workplan* (referred to herein as "Workplan") (Geosyntec, 2025b) and the Underground Injection Control (UIC) Pilot Test Notification Form approved by GA EPD's Solid Waste Management and UIC Programs on March 14 and 11, 2025, respectively.

1.1 SITE BACKGROUND

Plant Bowen, shown on **Figure 1**, is located nine miles southwest of Cartersville in Bartow County, Georgia. Plant Bowen is a four-unit, coal-fired, electric-generating

facility that commenced operations in the 1970s. The physical address of the plant is 317 Covered Bridge Rd SW, Euharlee, Georgia, 30120.

AP-1 has historically received and stored coal combustion residual (CCR) material over the course of power generation at Plant Bowen. AP-1 occupies an area of approximately 254 acres on the western portion of the Plant Bowen property. In preparation for AP-1 closure, the plant completed the conversion to dry ash handling in early 2019 and AP-1 no longer receives ash. AP-1 closure activities, consisting of closure by removal, have been initiated under GA EPD's approved closure permit No. 008-021D(CCR).

A Co SSL was identified at detection well BGWC-22 along the western boundary of AP-1 (**Figure 2**) as part of the assessment monitoring program. The SSL has been horizontally and vertically delineated to levels below the GWPS (Geosyntec, 2024).

2. WELL INSTALLATION

One temporary injection well (INW-01) and three temporary corrective action performance monitoring piezometers (PT-04 through PT-06) were installed in November 2024 in accordance with the Workplan. Well locations are shown on **Figure 2** and well construction details are provided in **Table 1**. A copy of the *Ash Pond Monitoring Well Certification Report – Addendum No* 9 (Geosyntec, 2025a), detailing the design, installation, and development of these wells is included in **Appendix A**.

3. BASELINE CHARACTERIZATION

Groundwater samples were collected from the injection well and performance monitoring wells to establish pre-injection baseline conditions.

Groundwater samples and water quality field parameters (i.e., pH, conductivity, dissolved oxygen [DO], temperature, and oxidation-reduction potential [ORP]) were collected using low-flow sampling procedures in accordance with the current AP-1 *Groundwater Monitoring Plan* (Geosyntec, 2021) and the Workplan. Groundwater samples were placed in ice-packed coolers and submitted to Pace Analytical Services, LLC (Pace Analytical) in Peachtree Corners, Georgia, following chain-of-custody protocol. Samples were analyzed for Appendix III and IV constituents, select geochemical parameters, and metals in accordance with the Workplan to support evaluation of the pilot study objectives. The results for the December 2024, February 2025, and April 2025 sampling events are presented in **Table 2**. The analytical laboratory results and field sampling and equipment calibration forms are provided in **Appendix B**.

4. INJECTION ACTIVITIES

Injection activities were performed April 22 – 27, 2025. Staging and mixing areas were established prior to injection, in accordance with the approved Workplan. One 275-gallon (gal) Intermediate Bulk Container (IBC) was set up as the mixing tank within a secondary containment unit. Injectate consisted of Sodium Bicarbonate ($NaHCO_3$) obtained from TerraSystems, Inc. mixed with on-site potable water designated in the Workplan.

Prior to injectate application, a water test was performed by injecting one batch (250 gal) of potable water to examine injection system functionality, eliminate potential leakage at system connections, and assess hydraulic and geochemical responses at surrounding performance monitoring wells.

Pre-determined quantities of $NaHCO_3$ were measured on a digital scale and combined with potable water in mixing tank. The injectate was mixed using a recirculation pump prior to injection in accordance with the Workplan. Injectate batches consisted of 3 – 6 grams per liter (g/L) $NaHCO_3$, which is below the maximum allowable injectate concentration of 75 g/L $NaHCO_3$ set forth in the Workplan. A final batch using approximately 100 gal of portable water was performed to flush the hoses, pump, and mixing tanks.

Injection pressures, flowrates, and water levels in performance monitoring wells were measured throughout injection activities, and the daily maximum injection volume across pilot study areas was below maximum daily values included in the Pilot Test Notification Form (5,000 gal per day [gpd]). Injection volumes and compositions are summarized in **Table 3.** Field forms are included in **Appendix C**.

Groundwater samples were collected for select parameters during injection activities and stored in ice-packed coolers. Following injection activities, the samples were submitted to Pace Analytical, following chain-of-custody protocol. Associated laboratory reports will be provided in the subsequent semiannual groundwater monitoring and corrective action report.

Injections at INW-01 (shown on **Figure 2**) utilized the 'gravity fed' method by connecting injectate mix and intermediate injection tanks located at ground surface to the injection wellhead. Maximum observed flow rates during gravity fed injections were below Workplan maximum and were approximately 1-4 gal per minute (gpm) under gravity conditions. The wellhead pressure remained below 1 pound per square inch (psi) for the duration of the injection, which was well below the limit of 6 psi presented in the

Pilot Test Notification Form. Approximately 5,000 gal of injectate and 350 gal of portable water, totaling 5,350 gal, were injected at INW-01 over 5 days, with a daily maximum of 1,250 gal injected.

5. PILOT STUDY PERFORMANCE MONITORING AND REPORTING

In accordance with the Workplan, groundwater quality data from each performance monitoring event will be compared against the Co GWPS and the results of the baseline characterization to evaluate the efficacy geochemical injections. In addition, Appendix IV monitoring parameters[1] will be analyzed and monitored over the duration of the pilot study to evaluate potential localized mobilization of other Appendix IV parameters following injections. Post-injection performance monitoring was initiated on May 1, 2025, and will continue in accordance with the approved Workplan.

Pilot study results will be reported to GA EPD Solid Waste Management Program as brief summaries included as part of semiannual groundwater monitoring and corrective action reporting. Links to these reports will be emailed to the GA EPD Wastewater Regulatory Program. A Pilot Study Summary Report will be prepared at the conclusion of the pilot study.

[1] Excluding radium.

6. REFERENCES

Geosyntec, 2021. *Groundwater Monitoring Plan – Plant Bowen Ash Pond 1 (AP-1) Closure*. July 2021.

Geosyntec, 2024. *Draft Remedy Selection Report, Georgia Power Company, Plant Bowen Ash Pond 1 (AP-1).* Revised July 2024.

Geosyntec, 2025a. *Ash Pond Monitoring Well Certification Report – Addendum No. 9, Plant Bowen Ash Pond 1 (AP-1).* January 2025.

Geosyntec, 2025b. *BGWC-22 Pilot Study Workplan, Plant Bowen Ash Pond 1 (AP-1).* February 2025.

TABLES

Table 1
Summary of Well Construction Details
Plant Bowen AP-1, Bartow County, Georgia

Well ID	Well Completion	Installation Date	Northing (1)	Easting (1)	Ground Surface Elevation (1) (ft)	Top of Casing Elevation (1) (ft)	Top of Screen Elevation (ft)	Bottom of Screen Elevation (ft)	Well Depth (ft bgs) (2)
Temporary Injection Wells									
INW-01	Flush Mount	11/13/2024	1501330.79	2064346.11	692.19	691.83	662.21	647.21	45.28
Temporary Performance Monitoring Wells									
PT-02(3)	Stick-up	7/25/2023	1501336.13	2064340.03	692.06	694.95	661.63	651.63	43.65
PT-04(4)	Flush Mount	11/13/2024	1501327.52	2064340.94	692.06	691.68	657.10	647.10	45.26
PT-05(4)	Flush Mount	11/13/2024	1501344.14	2064338.76	691.80	691.43	656.54	646.54	45.56
PT-06(4)	Flush Mount	11/13/2024	1501340.00	2064330.08	691.78	691.31	657.75	647.75	44.33

Notes:
ft = feet.
ft bgs = feet below ground surface.
(1) Coordinates in North American Datum (NAD) 1983, State Plane, Georgia-West, feet. Elevations referenced to the North American Vertical Datum of 1988 (NAVD88).
Survey data from wells installed in 2024 was certified by GEL Solutions (GEL) November 26, 2024. Survey data from well installed in 2023 was certified by GEL on November 20, 2023.
(2) Total well depth accounts for 0.3 ft sump.
(3) Well was constructed as part of pre-design investigation.
(4) Well was constructed in accordance with the BGWC-22 Pilot Study Workplan.

Table 2
Summary of Baseline Groundwater Analytical Data
Plant Bowen AP-1, Bartow County, Georgia

	Well ID:	INW-01	INW-01	INW-01	PT-02	PT-02	PT-02	PT-04	PT-04	PT-04	PT-05	PT-05	PT-05	PT-06	PT-06	PT-06
	Sample Date:	12/3/2024	2/13/2025	4/9/2025	12/3/2024	2/13/2025	4/9/2025	12/3/2024	2/13/2025	4/9/2025	12/4/2024	2/13/2025	4/9/2025	12/4/2024	2/13/2025	4/9/2025
	Parameter [1,2,3]															
APPENDIX III	Boron	16.8	0.0099 J	6.8	15.9	0.0072 J	4.8	15.4	0.013 J	10.2	11.7	0.0076 J	2.1	14.8	0.0072 J	12.9
	Calcium	717	8.6	226	727	72.3	167	659	58.7	342	592	51.5	104	732	7.1	529
	Chloride	830	138	205	797	137	123	761	359	353	741	495	55.8	888	688	690
	Fluoride	0.29	0.26	0.22	0.27	0.21	0.20	0.18	0.21	0.18	0.12	0.20	0.17	0.12	0.12	< 0.050
	pH (s.u.)	6.82	6.96	6.98	6.85	6.93	6.99	7.02	7.06	7.06	7.01	7.04	6.86	7.04	6.97	7.08
	Sulfate	572	140	197	541	131	128	527	300	303	511	373	91.3	588	434	459
	TDS	2830	702	978	3140	712	712	2440	1470	1470	2420	1940	501	2870	2640	2250
APPENDIX IV	Antimony	< 0.00054	< 0.00050	< 0.00050	< 0.00054	< 0.00050	0.0012 J	< 0.00054	< 0.00050	< 0.00050	< 0.00054	< 0.00050	< 0.00050	< 0.00054	< 0.00050	0.00091 J
	Arsenic [4]	0.0092	< 0.0012	< 0.0012	0.0063	< 0.0012	< 0.0012	0.0087	< 0.0012	< 0.0012	0.016	< 0.0012	< 0.0012	0.017	< 0.0012	0.0024 J
	Barium	0.085	0.031	0.030	0.060	0.031	0.031	0.11	0.12	0.051	0.16	0.029	0.019	0.10	0.027	0.084
	Beryllium	< 0.000094	< 0.00015	< 0.00015	< 0.000094	< 0.00015	< 0.00015	< 0.000094	< 0.00015	< 0.00015	< 0.000094	< 0.00015	< 0.00015	< 0.000094	< 0.00015	< 0.00015
	Cadmium	< 0.00010	< 0.00012	0.00017 J	0.00034 J	< 0.00012	0.00038 J	< 0.00010	< 0.00012	< 0.00012	< 0.00010	< 0.00012	< 0.00012	< 0.00010	< 0.00012	< 0.00012
	Chromium	< 0.0019	0.0023 J	< 0.0012	< 0.0019	< 0.0012	< 0.0012	< 0.0019	< 0.0012	< 0.0012	< 0.0019	< 0.0012	< 0.0012	< 0.0019	0.0041 J	< 0.0012
	Cobalt	0.011	< 0.0012	0.0028 J	0.0076	< 0.0012	< 0.0012	0.0072	< 0.0012	0.0091	0.0016 J	< 0.0012	< 0.0012	0.0012 J	< 0.0012	0.0042 J
	Fluoride	0.29	0.26	0.22	0.27	0.21	0.20	0.18	0.21	0.18	0.12	0.20	0.17	0.12	0.12	< 0.050
	Lead	< 0.00016	< 0.00025	< 0.00025	< 0.00016	< 0.00025	< 0.00025	< 0.00016	< 0.00025	< 0.00025	< 0.00016	< 0.00025	< 0.00025	< 0.00016	< 0.00025	< 0.00025
	Lithium	0.0085 J	0.00527 J	0.00588 J	0.015 J	0.00652 J	0.00624 J	0.0082 J	0.00690 J	0.00882 J	0.0021 J	0.00528 J	0.00173 J	0.0079 J	0.00753 J	0.00759 J
	Mercury	< 0.00013	< 0.00012	< 0.000091	< 0.00013	< 0.00012	0.00057	< 0.00013	< 0.00012	0.00022	< 0.00013	< 0.00012	0.00016 J	< 0.00013	< 0.00012	< 0.000091
	Molybdenum	0.063	< 0.0025	0.031	0.055	< 0.0025	0.019	0.035	< 0.0025	0.021	0.016	< 0.0025	0.0084 J	0.0074 J	< 0.0025	0.0061 J
	Selenium	< 0.00096	0.0025 J	< 0.0012	< 0.00096	< 0.0012	< 0.0012	0.0012 J	< 0.0012	0.0017 J	< 0.00096	< 0.0012	< 0.0012	0.0011 J	< 0.0012	0.0023 J
	Thallium	< 0.00038	< 0.00015	0.00039 J	0.00099 J	< 0.00015	0.00041 J	< 0.00038	< 0.00015	0.0010 J	< 0.00038	< 0.00015	< 0.00015	0.0026	< 0.00015	< 0.00015
GEOCHEM	Bicarbonate Alkalinity	128	170	171	133	160	169	130	158	161	123	143	220	112	113	130
	Total Alkalinity	128	170	171	133	160	169	130	158	161	123	143	220	112	113	130
	Iron	2.1	0.11	4.1	0.12	0.89	2.9	0.32	1.0	6.2	0.26	0.56	2.0	< 0.025	0.27	11.4
	Magnesium	100	3.5	34.6	101	5.4	27.2	104	11.2	61.3	136	5.4	25.9	136	2.5	114
	Manganese	5.2	0.0055 J	1.0	4.2	0.037 J	0.25	3.3	0.0095 J	1.5	0.51	< 0.012	0.049	0.94	0.0022 J	0.95
	Potassium	19.7	0.18 J	9.4	15.6	0.73	6.0	13.5	0.45 J	9.4	5.2	0.69	3.9	10.7	0.84	9.6
	Sodium	54.5	9.1	20.8	39.5	4.0	11.2	44.7	10.6	27.0	35.4	4.7	9.3	36.7	3.7	28.6
	Sulfide	<0.022	<0.022	<0.022	<0.022	<0.022	<0.022	<0.022	<0.022	<0.022	<0.022	<0.022	<0.022	<0.022	<0.022	0.54
FIELD	Dissolved Oxygen	0.16	2.33	0.67	0.06	3.27	1.66	0.11	0.36	0.14	1.67	0.34	4.01	2.39	0.51	0.06
	Oxidation-Reduction Potential (mV)	-35.7	15.7	80.4	135.6	32.6	112.6	38.5	7.5	-4.3	11.8	-62.6	16.4	337.1	56.4	-213.7
	Temperature (°C)	14.95	17.88	19.47	13.47	17.83	19.91	16.81	18.83	17.94	16.40	16.84	20.74	17.60	17.92	18.63
	Specific Conductance (µS/cm)	3886.1	1166.8	1374.9	3864.5	1058.9	1018.6	3590.0	2275.5	2086.3	3568.5	2926.9	660.15	4003.4	3895.9	3279.3
	pH (s.u.)	6.82	6.96	6.98	6.85	6.93	6.99	7.02	7.06	7.06	7.01	7.04	6.86	7.04	6.97	7.08
	Turbidity (NTU)	0.84	3.02	2.02	2.77	4.65	1.97	0.24	1.86	4.59	1.65	4.52	4.44	0.17	0.78	4.87

Notes:
< = Indicates the parameter was not detected above the analytical method detection limit (MDL).
°C = degrees Celsius
J = Indicates the parameter was estimated and detected between the MDL and the reporting limit (RL).
µS/cm = microsiemens per centimeter
mV = millivolts
NTU = nephelometric turbidity units
s.u. = standard units
TDS = Total dissolved solids
(1) Appendix III/IV parameter per 40 CFR 257 Subpart D. Analysis of combined radium omitted from the pilot study monitoring program. Unless otherwise indicated, parameters are reported in units of milligrams per liter (mg/L).
(2) Metals were analyzed by EPA Method 6010D, 6020B, and 7470A, anions were analyzed by EPA Method 300.0, TDS was analyzed by SM2540C-2015, and alkalinity was analyzed by Standard Method 2320B-2011.
(3) The pH value presented was recorded at the time of sample collection in the field.
(4) Arsenic was detected in the associated method blank at 0.00085 J mg/L for PT-02 12/3/2024 sample.

Table 3
Summary of Daily Injection Volumes
Plant Bowen AP-1, Bartow County, Georgia

Date	Daily Injection Volume (gal)	$NaHCO_3$ Concentration of Injectate (g/L)
04/22/2025(1)	250	0.0
04/23/2025	750	3.0
04/24/2025	1,250	6.0
04/25/2025	1,250	6.0
04/26/2025	1,250	6.0
04/27/2025(2)	600	6.0
TOTAL:	**5,350**	

Notes:
gal = gallons
g/L = grams per liter.
$NaHCO_3$ = Sodium Bicarbonate
(1) The 250 gal injection volume on 4/22/2025 consisted of potable water.
(2) The last 100 gal of the 600 gal injection volume on 4/27/2025 consisted of potable water.

FIGURES

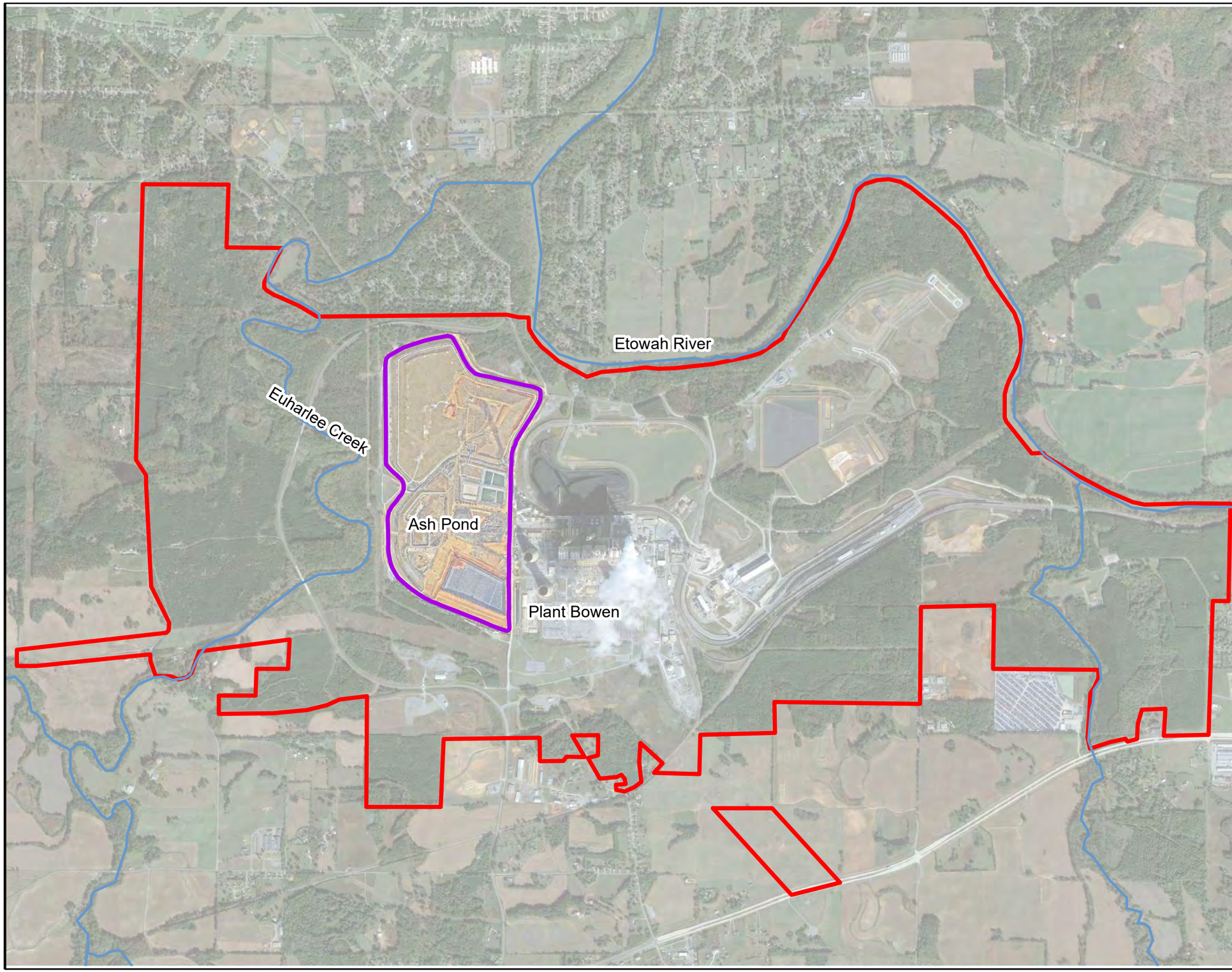

N

LEGEND

- Approximate Site Boundary
- Approximate AP-1 Boundary
- River or Stream

Note:
1. Aerial photograph source: Google Earth Pro, November 2019 and Georgia Power Company, January 2024.

0 900 1,800 3,600 Feet

SITE LOCATION MAP

GEORGIA POWER COMPANY
PLANT BOWEN AP-1
BARTOW COUNTY, GEORGIA

Prepared For: Georgia Power

Prepared By: Geosyntec consultants

KENNESAW, GA | JUNE 2025

FIGURE 1

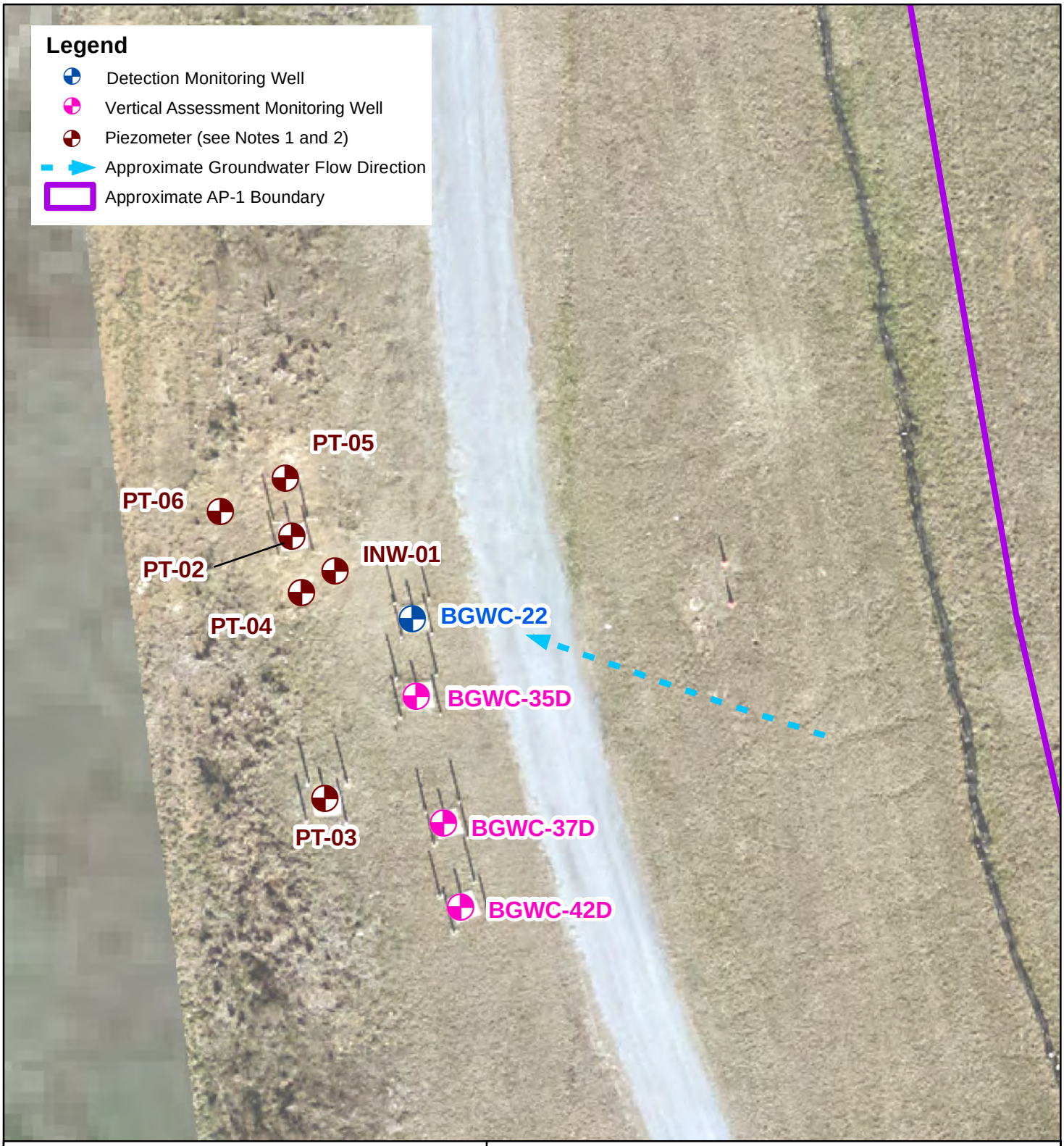

0 5 10 20 Feet

N

Notes:
1. Temporary piezometers INW-01 and PT-02 through PT-06 were installed in support of an Assessment of Corrective Measures pre-design investigation and are not included in the monitoring well network. All wells and piezometers presented are screeened within the weathered fractured bedrock.
2. INW-01 is a temporary pilot study injection well. PT-02, PT-04 through PT-06 are temporary performance monitoring wells.
3. Aerial photograph source: Google Earth Pro, November 2019 and Georgia Power Company, January 2025.

Pilot Study Well Locations
Georgia Power Company
Plant Bowen AP-1
Bartow County, Georgia

Prepared by: Geosyntec consultants

KENNESAW, GA | JUNE 2025

FIGURE 2

APPENDIX A

Ash Pond Monitoring Well Certification Report – Addendum No 9

Prepared for

Georgia Power Company
241 Ralph McGill Blvd NE
Atlanta, Georgia 30308

ASH POND MONITORING WELL CERTIFICATION REPORT – ADDENDUM No. 9

PLANT BOWEN ASH POND 1 (AP-1)

Prepared by

Geosyntec consultants
engineers | scientists | innovators

1255 Roberts Boulevard, Suite 200
Kennesaw, Georgia 30144

Project Number GW6581H

January 2025

Georgia Power

CERTIFICATION PAGE

I hereby certify that this *Well Design, Installation, and Development Report – Addendum No. 9, Plant Bowen Ash Pond 1 (AP-1)* has been prepared by, or under the direct supervision of, a Qualified Groundwater Scientist with Geosyntec Consultants, Inc. and is in compliance with the United States Environmental Protection Agency Coal Combustion Residual Rule [40 Code of Federal Regulations 257 Subpart D], specifically §257.91(e)(1), and the Georgia Environmental Protection Division Rules for Solid Waste Management 391-3-4-.10.

According to 391-3-4-.01, a Qualified Groundwater Scientist is "a professional engineer or geologist registered to practice in Georgia who has received a baccalaureate or post-graduate degree in the natural sciences or engineering and has sufficient training and experience in groundwater hydrology and related fields that enable individuals to make sound professional judgments regarding groundwater monitoring, contaminant fate and transport, and corrective action."

January 24, 2025
Date

Martin Crook P.G.
Georgia Registered Professional Geologist No. 2316
Project Manager
Geosyntec Consultants

TABLE OF CONTENTS

1. INTRODUCTION 1

2. DRILLING AND WELL INSTALLATION 2
   2.1 Drilling Method 2
   2.2 Screened Interval 2
   2.3 Well Casings and Screens 3
   2.4 Well Intake Design 3
   2.5 Filter Pack 3
   2.6 Annular Seal 4
   2.7 Cap and Protective Casing 4

3. WELL DEVELOPMENT 5

4. SURVEY 6

5. REFERENCES 7

LIST OF TABLES

Table 1 Summary of Well Construction Details

LIST OF FIGURES

Figure 1 Monitoring Well Network Map

LIST OF APPENDICES

Appendix A Well Driller Performance Bond
Appendix B Boring and Well Construction Logs
Appendix C Well Development and Equipment Calibration Forms
Appendix D Certified Well Survey Data

LIST OF ACRONYMS

AP	Ash Pond
ASTM	American Society for Testing and Materials
CCR	coal combustion residual
CFR	Code of Federal Regulations
CFS	Civil Field Services
DO	dissolved oxygen
GA EPD	Georgia Environmental Protection Division
Georgia Power	Georgia Power Company
Geosyntec	Geosyntec Consultants, Inc.
NAD	North America Datum
NAVD88	North American Vertical Datum of 1988
NSF	National Sanitation Foundation
ORP	oxygen reduction potential
PG	professional geologist
PVC	polyvinyl chloride
Resolute	Resolute Environmental & Water Resources Consulting, LLC
TOC	top of casing
USEPA	United States Environmental Protection Agency

1. INTRODUCTION

This report provides details regarding the design, installation, and development of one injection well (INW-01) and three performance monitoring wells (PT-04, PT-05, and PT-06), installed in November 2024 to support planned pre-design investigation activities at Georgia Power Company (Georgia Power) Plant Bowen (Site) Ash Pond 1 (AP-1). This report was prepared as an addendum to previously issued well certification reports prepared for the Site (Anchor QEA, 2017; Geosyntec, 2019, 2020a, 2020b, 2021a, 2021b, 2022, 2024a and 2024b), and meets the requirements promulgated in the United States Environmental Protection Agency (USEPA) coal combustion residual (CCR) rule [40 Code of Federal Regulations (CFR) Part 257, Subpart D], specifically 40 CFR §257.91(e)(1) and Georgia Environmental Protection Division (GA EPD) Rules for Solid Waste Management 391-3-4-.10.

Plant Bowen is a four-unit, coal-fired, electric-generating facility located nine miles southwest of Cartersville in Bartow County, Georgia. The current groundwater monitoring system at AP-1 includes a network of detection monitoring wells, assessment monitoring wells, and piezometers. The locations of these wells and piezometers are shown on **Figure 1**.

2. DRILLING AND WELL INSTALLATION

Well installation and development activities were performed according to accepted industry standards and following guidelines within the *Manual for Groundwater Monitoring* (GA EPD, 1991). Soil borings, well installation and surface completion activities were performed by Cascade Drilling, Inc. of Aiken, South Carolina. In accordance with the Georgia Water Well Standards Act, the drillers were required to have an insurance bond on file with the State of Georgia at the time of drilling. A copy of these bonds is provided in **Appendix A**. A geologist under the supervision of a professional geologist (PG) registered to practice in the State of Georgia, both of whom are employed with Geosyntec Consultants, Inc. (Geosyntec), documented the drilling and installation efforts to record observations, soil and rock descriptions, subsurface stratigraphy, water elevations, and other field activities. Well development was completed by Resolute Environmental & Water Resources Consulting, LLC (Resolute).

The locations of the new wells are shown on **Figure 1**. Well construction details are provided in **Table 1**; boring and well construction logs are included in **Appendix B**.

2.1 Drilling Method

Soil borings were advanced using rotosonic drilling techniques with continuous core collection. A Terra Sonic compact crawler size track mounted rig with a 6-inch sonic drill rod was used to install the wells.

Care was taken so that the drilling methods minimized the disturbance of subsurface materials and did not introduce contamination of the groundwater from surface activities. The drilling equipment was cleaned prior to drilling and between locations.

2.2 Screened Interval

Details regarding the well screen intervals are provided in **Table 1**. Wells are screened in the upper portion of the limestone bedrock unit with INW-01 screened from approximately 662.21 to 647.21 feet [referenced to the North American Vertical Data of 1988 (NAVD88)]. Screened elevations across the rest of the new wells range from approximately 657.75 to 646.54 feet. All wells are constructed with 10 feet of well screen except for INW-01, which is constructed with 15 feet of well screen.

2.3 Well Casings and Screens

The wells were constructed of 2-inch inner diameter Schedule 40 PVC casing with flush-threaded fittings. INW-01 was installed with a 15-foot nominal pre-packed dual-wall well screen with 0.010-inch slots. The rest of the wells were installed with a 10-foot nominal pre-packed dual-wall well screen with 0.010-inch slots. The casings and screens arrived pre-cleaned and packaged by the manufacturer. Well construction materials are sufficiently durable to resist chemical and physical degradation and not interfere with the quality of groundwater samples. Casing and screens are flush-threaded. Solvent or glue was not used to construct the wells. A 4-inch long threaded bottom cap was attached to the bottom of the screen. The PVC products used were American Society for Testing and Materials (ASTM) and National Sanitation Foundation (NSF) rated. Well screen interval details are provided in **Table 1**.

2.4 Well Intake Design

Wells were designed and constructed to: (1) allow sufficient groundwater flow to the well for sampling; (2) minimize the passage of formation materials (turbidity) into the wells; and (3) ensure sufficient structural integrity to prevent collapse of the wells. In addition to using a pre-packed dual-wall screen, the annular space between the face of the formation and the outer screen was filled to minimize passage of formation materials into the wells. A filter pack of clean, well-rounded, quartz sand was installed in each well. The 0.01-inch slot size was selected to minimize the inflow of formation material without impairing influent groundwater flow.

2.5 Filter Pack

Highly Pure Quartzite of Southern Products & Silica Co. silica sand filter pack was used as the appropriate gradation for all wells. Highly Pure Quartzite meets the ASTM D5092 uniformity coefficient specification of 2.5 or less, with a uniformity coefficient of 1.6.

Filter pack material was placed within the pre-packed dual-wall well screens and in the annular space between the outside of the pre-pack screen and borehole wall to ensure an adequate thickness of filter pack material between the well and the formation. Placement of the filter pack between the borehole wall and PVC was done via gravity-pouring. Filter pack material placed in the annular space outside of the well screen extended a minimum of 2 feet above the top of screen. No bridging occurred during filter pack placement.

Upon placement of the filter pack, each well was pumped with a submersible pump to assure settlement of the filter pack. The top of filter pack depth was measured following

pumping to ensure appropriate extension of filter sand above the screen. The depth of top of filter pack was measured and recorded on the well construction logs provided in **Appendix B**.

2.6 Annular Seal

A minimum of two feet of bentonite pellets were placed immediately above the filter pack by gravity-pouring into the annular space and hydrated per manufacture's specifications. A tremie pipe was used to probe the annular space to ensure that no bridging occurred. The bentonite was hydrated with groundwater for a duration meeting or exceeding the manufacture's specifications prior to grouting the remaining annulus.

The annulus above the bentonite seal was filled with hydrated bentonite (3/8-inch bentonite pellets) to the top of the water level within the borehole. A tremie pipe was used to probe the annular space to ensure that no bridging occurred. The annulus above the hydrated bentonite was grouted with bentonite grout placed via tremie pipe. During grouting, care was taken to assure that the hydrated bentonite was not disturbed by locating the base of the tremie pipe approximately 2 feet above the hydrated bentonite and injecting grout at low pressure/velocity. A cement apron 2-feet by 2-feet by 4-inches was poured around each well. The pad is mounded slightly outward to direct surface drainage away from the well.

2.7 Cap and Protective Casing

PT-04 through PT-06 and INW-01 were installed with flush-mounted well vaults and watertight flush-mounted well covers. The wells were clearly marked with the proper well identification number on a secured aluminum well tag on the manhole covers.

Construction details are documented on the well construction logs provided in **Appendix B**.

3. WELL DEVELOPMENT

Resolute developed the new wells in November 2024 using a combination of surging and pumping to (1) restore the natural hydraulic conductivity of the formation, and (2) to remove fine-grained sediment to ensure low-turbidity groundwater samples. Wells were alternately surged and purged until visually clear of particulates. Turbidity, pH, temperature, conductivity, oxidation-reduction potential (ORP), and dissolved oxygen (DO) measurements were recorded to ensure that each well was fully developed, and field parameters were stabilized following low-flow sampling procedures in accordance with the approved Groundwater Monitoring Plan for Plant Bowen Ash Pond 1 (AP-1) Closure (Geosyntec, 2021c). The well development forms are included in **Appendix C**.

All equipment and tubing placed in the well was decontaminated or disposed of between wells.

4. SURVEY

Upon completion of the well installation, the horizontal locations and vertical elevations were surveyed by a Georgia-licensed surveyor. The top of the PVC well casing [top of casing (TOC) elevation] and the survey pin installed at each well pad were surveyed to within 0.5-foot horizontal accuracy and to 0.01-foot vertical accuracy. The horizontal location (i.e., northings and eastings) was recorded in feet relative to the North America Datum of 1983 (NAD) with the vertical elevation recorded in feet relative to the North American Vertical Datum of 1988. Certified survey data are provided in the well construction table (**Table 1**). A copy of the certified well survey data for the new wells is provided in **Appendix D**.

5. REFERENCES

Anchor QEA. 2017. *Ash Pond Monitoring Well Certification Report*, October 2017.

Georgia Environmental Protection Division (GA EPD), Georgia Department of Natural Resources, 1991. *Manual for Groundwater Monitoring*. September 1991.

Geosyntec Consultants. 2019. *Ash Pond Monitoring Well Certification Report - Addendum*, June 2019.

Geosyntec Consultants. 2020a. *Ash Pond Monitoring Well Certification Report – Addendum No. 2*, January 2020.

Geosyntec Consultants. 2020b. *Ash Pond Monitoring Well Certification Report – Addendum No. 3*, July 2020.

Geosyntec Consultants. 2021a. *Ash Pond Monitoring Well Certification Report – Addendum No. 4*, March 2021.

Geosyntec Consultants. 2021b. *Ash Pond Monitoring Well Certification Report* – Addendum No. 5, May 2021.

Geosyntec Consultants, 2021c. Groundwater Monitoring Plan, Plant Bowen Ash Pond 1 (AP-1) Closure, Bartow County, Georgia, for Georgia Power. July 2021.

Geosyntec Consultants. 2022. *Ash Pond Monitoring Well Certification Report* – Addendum No. 6, June 2022.

Geosyntec Consultants. 2024a. *Ash Pond Monitoring Well Certification Report* – Addendum No. 7, January 2024.

Geosyntec Consultants. 2024b. *Ash Pond Monitoring Well Certification Report* – Addendum No. 8, January 2024.

TABLE

Table 1
Summary of Well Construction Details
Plant Bowen AP-1, Bartow County, Georgia

Well ID	Purpose	Well Completion	Installation Date	Northing (1)	Easting (1)	Ground Surface Elevation (ft NAVD88) (2)	Top of Casing Elevation (ft NAVD88)	Top of Screen Elevation (ft NAVD88)	Bottom of Screen Elevation (ft NAVD88)	Well Depth (ft bgs)
INW-01	Injection Well	Flush Mount	11/13/24	1501330.79	2064346.11	692.19	691.83	662.21	647.21	45.28
PT-04	Performance Monitoring Well	Flush Mount	11/13/24	1501327.52	2064340.94	692.06	691.68	657.10	647.10	45.26
PT-05	Performance Monitoring Well	Flush Mount	11/13/24	1501344.14	2064338.76	691.80	691.43	656.54	646.54	45.56
PT-06	Performance Monitoring Well	Flush Mount	11/13/24	1501340.00	2064330.08	691.78	691.31	657.75	647.75	44.33

Notes:
ft bgs = feet below ground surface.
(1) Coordinates in North American Datum (NAD) 1983, State Plane, Georgia-West, feet. Survey completed by GEL Solutions and certified on November 26, 2024.
(2) Vertical elevations are referenced to the North American Vertical Datum (NAVD) of 1988. Ground surface elevation defined at the survey nail installed within the well pad.
(3) Total well depth accounts for 0.3-feet sump.

FIGURE

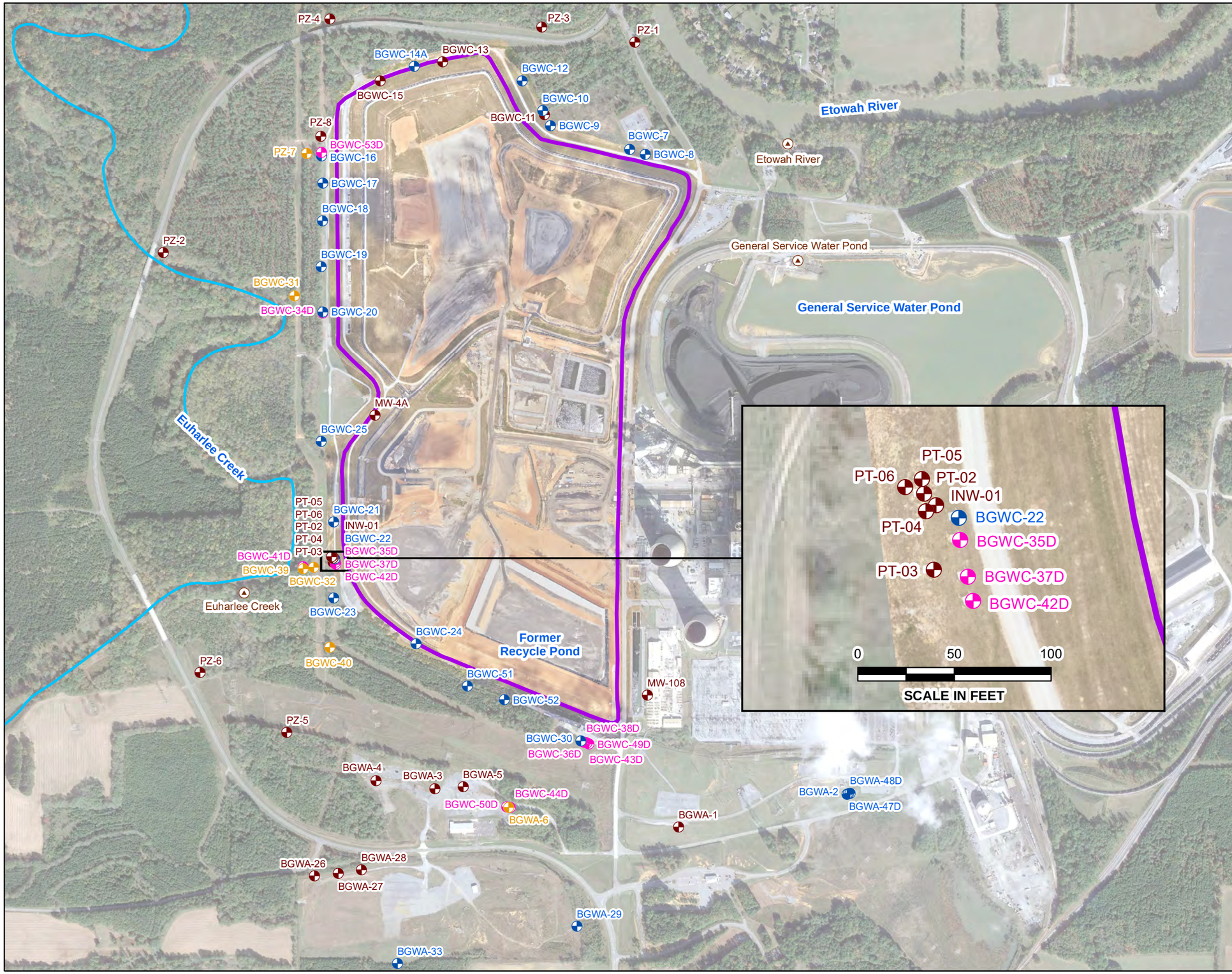

N

LEGEND

- Detection Monitoring Well
- Horizontal Assessment Monitoring Well
- Vertical Assessment Monitoring Well
- Piezometer
- Surface Water Transducer
- Euharlee Creek
- Approximate AP-1 Boundary

Notes:
1. All wells and piezometers presented are screeened within the weathered fractured bedrock.
2. Piezometers INW-01, and PT-02 through PT-06 were installed in support of pre-design investigation activities and are not included in the monitoring well network.
3. Aerial photograph source: Google Earth Pro, November 2019 and Georgia Power Company, August 2024.

0 400 800 1,600 Feet

MONITORING WELL NETWORK MAP

GEORGIA POWER COMPANY
PLANT BOWEN AP-1
BARTOW COUNTY, GEORGIA

Prepared For: Georgia Power

Prepared By: Geosyntec consultants

KENNESAW, GA | JANUARY 2025

FIGURE 1

APPENDIX A

Well Driller Performance Bond

CONTINUATION
CERTIFICATE

Atlantic Specialty Insurance Company , Surety upon

a certain Bond No. 800033976

dated effective September 27, 2017
(MONTH-DAY-YEAR)

on behalf of Ricky Davis / Cascade Drilling, L.P.
(PRINCIPAL)

and in favor of Department of Natural Resources, State of Georgia
(OBLIGEE)

does hereby continue said bond in force for the further period

beginning on June 30, 2023
(MONTH-DAY-YEAR)

and ending on June 30, 2025
(MONTH-DAY-YEAR)

Amount of bond Thirty Thousand and 00/100 Dollars ($30,000.00)

Description of bond Performance Bond for Water Well Contractors

Premium:

PROVIDED: That this continuation certificate does not create a new obligation and is executed upon the express condition and provision that the Surety's liability under said bond and this and all Continuation Certificates issued in connection therewith shall not be cumulative and that the said Surety's aggregate liability under said bond and this and all such Continuation Certificates on account of all defaults committed during the period (regardless of the number of years) said bond had been and shall be in force, shall not in any event exceed the amount of said bond as hereinbefore set forth.

Signed and dated on April 13, 2023
(MONTH-DAY-YEAR)

Atlantic Specialty Insurance Company

By

ATTORNEY-IN-FACT Carlos A. Albelo

Power of Attorney

KNOW ALL MEN BY THESE PRESENTS, that ATLANTIC SPECIALTY INSURANCE COMPANY, a New York corporation with its principal office in Plymouth, Minnesota, does hereby constitute and appoint: **Megan Sivley, Melissa Haddick, Sandra Parker, Orlando Aguirre, Stacy Killebrew, Carlos A. Albelo**, each individually if there be more than one named, its true and lawful Attorney-in-Fact, to make, execute, seal and deliver, for and on its behalf as surety, any and all bonds, recognizances, contracts of indemnity, and all other writings obligatory in the nature thereof; provided that no bond or undertaking executed under this authority shall exceed in amount the sum of: **unlimited** and the execution of such bonds, recognizances, contracts of indemnity, and all other writings obligatory in the nature thereof in pursuance of these presents, shall be as binding upon said Company as if they had been fully signed by an authorized officer of the Company and sealed with the Company seal. This Power of Attorney is made and executed by authority of the following resolutions adopted by the Board of Directors of ATLANTIC SPECIALTY INSURANCE COMPANY on the twenty-fifth day of September, 2012:

Resolved: That the President, any Senior Vice President or Vice-President (each an "Authorized Officer") may execute for and in behalf of the Company any and all bonds, recognizances, contracts of indemnity, and all other writings obligatory in the nature thereof, and affix the seal of the Company thereto; and that the Authorized Officer may appoint and authorize an Attorney-in-Fact to execute on behalf of the Company any and all such instruments and to affix the Company seal thereto; and that the Authorized Officer may at any time remove any such Attorney-in-Fact and revoke all power and authority given to any such Attorney-in-Fact.

Resolved: That the Attorney-in-Fact may be given full power and authority to execute for and in the name and on behalf of the Company any and all bonds, recognizances, contracts of indemnity, and all other writings obligatory in the nature thereof, and any such instrument executed by any such Attorney-in-Fact shall be as binding upon the Company as if signed and sealed by an Authorized Officer and, further, the Attorney-in-Fact is hereby authorized to verify any affidavit required to be attached to bonds, recognizances, contracts of indemnity, and all other writings obligatory in the nature thereof.

This power of attorney is signed and sealed by facsimile under the authority of the following Resolution adopted by the Board of Directors of ATLANTIC SPECIALTY INSURANCE COMPANY on the twenty-fifth day of September, 2012:

Resolved: That the signature of an Authorized Officer, the signature of the Secretary or the Assistant Secretary, and the Company seal may be affixed by facsimile to any power of attorney or to any certificate relating thereto appointing an Attorney-in-Fact for purposes only of executing and sealing any bond, undertaking, recognizance or other written obligation in the nature thereof, and any such signature and seal where so used, being hereby adopted by the Company as the original signature of such officer and the original seal of the Company, to be valid and binding upon the Company with the same force and effect as though manually affixed.

IN WITNESS WHEREOF, ATLANTIC SPECIALTY INSURANCE COMPANY has caused these presents to be signed by an Authorized Officer and the seal of the Company to be affixed this first day of January, 2023.

ATLANTIC SPECIALTY INSURANCE COMPANY CORPORATE SEAL 1986 NEW YORK

By _____
Sarah A. Kolar, General Counsel

STATE OF MINNESOTA
HENNEPIN COUNTY

On this first day of January, 2023, before me personally came Sarah A. Kolar, General Counsel of ATLANTIC SPECIALTY INSURANCE COMPANY, to me personally known to be the individual and officer described in and who executed the preceding instrument, and she acknowledged the execution of the same, and being by me duly sworn, that she is the said officer of the Company aforesaid, and that the seal affixed to the preceding instrument is the seal of said Company and that the said seal and the signature as such officer was duly affixed and subscribed to the said instrument by the authority and at the direction of the Company.

ALISON DWAN NASH-TROUT
NOTARY PUBLIC - MINNESOTA
My Commission Expires
January 31, 2026

_____
Notary Public

I, the undersigned, Secretary of ATLANTIC SPECIALTY INSURANCE COMPANY, a New York Corporation, do hereby certify that the foregoing power of attorney is in full force and has not been revoked, and the resolutions set forth above are now in force.

Signed and sealed. Dated 13th day of April, 2023.

ATLANTIC SPECIALTY INSURANCE COMPANY CORPORATE SEAL 1986 NEW YORK

This Power of Attorney expires
January 31, 2025

_____
Kara Barrow, Secretary

Please direct bond verifications to surety@intactinsurance.com

APPENDIX B

Boring and Well Construction Logs

Geosyntec consultants

engineers | scientists | innovators

INW-01

CLIENT Southern Company Services
PROJECT NAME Plant Bowen Pilot Study
PROJECT NUMBER GW6581H
PROJECT LOCATION Euharlee, Georgia
DATE STARTED 11/4/2024 **COMPLETED** 11/13/2024
NORTHING 1501330.79 ft **EASTING** 2064346.11 ft
DRILLER Cascade Drilling
GROUND ELEVATION 692.19 ft **BORING DIAMETER** 6 in.
DRILLING METHOD Sonic
TOP OF CASING ELEVATION 691.83 ft
SAMPLING METHOD Continuous Core
GEOPHYSICAL CONTRACTOR ---
RIG TYPE Terrasonic CC
LOGGED BY T. Kessler **CHECKED BY** M. Crook

DEPTH (ft)	SAMPLE TYPE NUMBER	REMARKS	GRAPHIC LOG	MATERIAL DESCRIPTION
0				
5	DP			(0') Silty CLAY (CL-ML); strong brown (7.5YR 5/6) with red (5YR 4/6) and white (5YR 8/1) mottling throughout, moist, medium to low plasticity, trace fine round sand. (3') Trace angular chert gravel. (5') Trace angular chert gravel.
10				
15	DP			(10') Silty CLAY (CL-ML); yellowish-brown (10YR 5/8) with some white (5Y 4/6) mottling throughout, moist, medium to low plasticity, trace fine rounded sand throughout. (16') Trace white (5Y 8/1) angular schist gravel from 16-18 ft bgs.
20				
25	DP	Dolomitic limestone fragments 1 mm thick x 5-20 mm plates, shows very heavy weathering (PWR); rod resistance from 20-31.8 feet bgs		(20') Silty CLAY with gravel (CL-ML); strong brown (7.5YR 4/6), wet, medium plasticity, medium to fine subrounded to subangular sand throughout, abundant heavily weathered dolostone/dolomitic limestone gravel throughout.
30				
35		Top of rock		(30') DOLOMITIC LIMESTONE; medium gray (N/5), broken into medium to large angular gravel throughout, abundant white (N/9) calcite veins and HCl reactive throughout.

CONSTRUCTION DIAGRAM

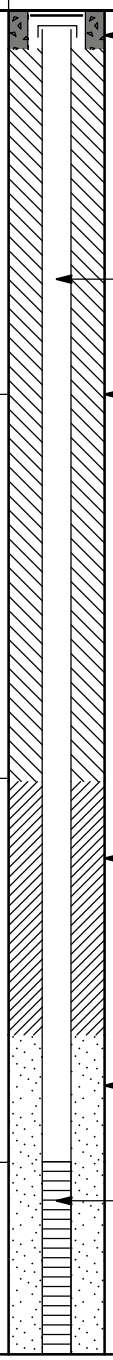

(Continued Next Page)

Geosyntec consultants

engineers | scientists | innovators

INW-01

CLIENT Southern Company Services **PROJECT NAME** Plant Bowen Pilot Study

PROJECT NUMBER GW6581H **PROJECT LOCATION** Euharlee, Georgia

DEPTH (ft)	SAMPLE TYPE NUMBER	REMARKS	GRAPHIC LOG	MATERIAL DESCRIPTION	CONSTRUCTION DIAGRAM
35	DP			(37') Trace iron staining from 37-40 ft bgs.	
40	DP			(40') Without staining.	PVC End Cap
45					

Bottom of borehole at 45.5 ft bgs.

Geosyntec consultants

engineers | scientists | innovators

PT-04

CLIENT Southern Company Services
PROJECT NAME Plant Bowen Pilot Study
PROJECT NUMBER GW6581H
PROJECT LOCATION Euharlee, Georgia
DATE STARTED 10/30/2024 **COMPLETED** 11/13/2024
NORTHING 1501327.52 ft **EASTING** 2064340.94 ft
DRILLER Cascade Drilling
GROUND ELEVATION 692.06 ft **BORING DIAMETER** 6 in.
DRILLING METHOD Sonic
TOP OF CASING ELEVATION 691.68 ft
SAMPLING METHOD Continuous Core
GEOPHYSICAL CONTRACTOR ---
RIG TYPE Terrasonic CC
LOGGED BY T. Kessler **CHECKED BY** M. Crook

DEPTH (ft)	SAMPLE TYPE NUMBER	REMARKS	GRAPHIC LOG	MATERIAL DESCRIPTION	CONSTRUCTION DIAGRAM
0				(0') Silty CLAY (CL-ML); strong brown (7.5YR 4/6) with trace white (5YR 8/1) and red (2.5YR 5/8) mottling throughout, dry to moist, medium to low plasticity, trace fine rounded sand, trace white (5YR 8/1) small to medium angular gravel (chert) throughout. (2') Strong brown (7.5YR 5/6).	Flush-mount well cover set in concrete 2" Sch 40 PVC Riser Approx. 18 gallon of Aquaguard Bentonite Grout
5	DP				
10				(10') Silty CLAY (CL-ML); reddish yellow (7.5YR 6/6) with some white (5YR 8/1) mottling throughout, moist, medium to low plasticity, trace fine rounded sand.	Approx. 32 gallon of uncoated 3/8" Bentonite Pellets
15	DP				
20				(18') Trace angular medium to large sand. (20') Silty CLAY (CL-ML); reddish yellow (7.5YR 6/6), wet, low plasticity, abundant medium to fine sand, subrounded to subangular with abundant large medium gray (N/5) gravel at 28 ft bgs.	
25	DP				
		28-38 feet: 100 gallons, no water return		(27') Dark gray (10YR 4/1). (28') DOLOMITIC LIMESTONE/DOLOSTONE; medium gray (N/5), hard, abundant white (N/9) calcite, very weak HCl reaction, wet.	
30				(29.5') Trace iron staining. (30') DOLOMITIC LIMESTONE; medium gray (N/5), hard, some white (N/9) calcite throughout. (32') Broken into subangular gravel.	Approx. 9 gallon of uncoated 3/8" Bentonite Pellets
35		Hard drilling from			

(Continued Next Page)

Geosyntec consultants

engineers | scientists | innovators

CLIENT Southern Company Services **PROJECT NAME** Plant Bowen Pilot Study

PROJECT NUMBER GW6581H **PROJECT LOCATION** Euharlee, Georgia

DEPTH (ft)	SAMPLE TYPE NUMBER	REMARKS	GRAPHIC LOG	MATERIAL DESCRIPTION	CONSTRUCTION DIAGRAM
35	DP	30-40 feet bgs, no water return 38-45.5 feet: 150 gallons, 20-30% return		(34.5') Iron staining on fracture face. (38') DOLOMITIC LIMESTONE; medium gray (N/5), hard, iron staining on fracture faces, abundant calcite (N/9) and HCl reactive throughout.	Approx. 25 gallon of #1 Silica Well Pack Sand
40	DP				2" Sch 40 PVC Slotted Screen (0.010")
45	DP	45.5-50 feet: 50 gallons, no water return; 60 gallons, 10% recovery (OD).		(45.5') Same as above.	PVC End Cap Approx. 5 gallon of uncoated 3/8" Bentonite Pellets
50				(49.5') Trace iron staining.	

Bottom of borehole at 50.1 ft bgs.

Geosyntec consultants

engineers | scientists | innovators

PT-05

CLIENT Southern Company Services
PROJECT NAME Plant Bowen Pilot Study
PROJECT NUMBER GW6581H
PROJECT LOCATION Euharlee, Georgia
DATE STARTED 11/12/2024 **COMPLETED** 11/13/2024
NORTHING 1501344.14 ft **EASTING** 2064338.76 ft
DRILLER Cascade Drilling
GROUND ELEVATION 691.80 ft **BORING DIAMETER** 6 in.
DRILLING METHOD Sonic
TOP OF CASING ELEVATION 691.43 ft
SAMPLING METHOD Continuous Core
GEOPHYSICAL CONTRACTOR ---
RIG TYPE Terrasonic CC
LOGGED BY A. Tomlinson **CHECKED BY** M. Crook

DEPTH (ft)	SAMPLE TYPE NUMBER	REMARKS	GRAPHIC LOG	MATERIAL DESCRIPTION	CONSTRUCTION DIAGRAM
0				(0') Silty CLAY (CL-ML); yellowish red (5YR 4/6) with trace dark red (2.5YR 3/6 mottling throughout, dry, medium to low plasticity.	Flush-mount well cover set in concrete
5	DP				2" Sch 40 PVC Riser
10				(10') Silty CLAY (CL-ML); strong brown (7.5YR 5/6), wet, medium plasticity, trace fine to medium sand.	Approx. 34 gallon of Aquaguard Bentonite Grout
15	DP			(15') Without sand.	
20				(17') Fat CLAY (CH); reddish yellow (7.5YR 7/8) with red mottling (2.5YR 5/8), wet becoming moist at bottom, high plasticity.	
25	DP	No sample from 20-20.6 ft bgs Fell to 26.5 feet bgs with no resistance to top of rock, will only get 26.5-30 feet in sample		(20') LIMESTONE; grayish black (N/2), trace calcite throughout.	Approx. 19 gallon of uncoated 3/8" Bentonite Pellets
30				(27.5') Reddish yellow (2.5YR 5/8) clay, trace red (7.5YR 7/8) mottling, wet. (28.7') Subangular to subrounded gravel from 28.7-30 ft bgs.	
35				(30') LIMESTONE; grayish black (N/2), subangular to subrounded gravel throughout, no staining, wet.	Approx. 3 gallon of uncoated 3/8" Bentonite Pellets

(Continued Next Page)

Geosyntec consultants

engineers | scientists | innovators

CLIENT Southern Company Services **PROJECT NAME** Plant Bowen Pilot Study

PROJECT NUMBER GW6581H **PROJECT LOCATION** Euharlee, Georgia

DEPTH (ft)	SAMPLE TYPE NUMBER	REMARKS	GRAPHIC LOG	MATERIAL DESCRIPTION	CONSTRUCTION DIAGRAM
35	DP				Approx. 24 gallon of #1 Silica Well Pack Sand
40				(39') Becoming more medium gray.	2" Sch 40 PVC Slotted Screen (0.010")
	DP			(40') LIMESTONE; grayish black, subangular to subrounded gravel, no staining, wet.	
45					PVC End Cap

Bottom of borehole at 45.56 ft bgs.

Geosyntec consultants

engineers | scientists | innovators

PT-06

CLIENT Southern Company Services
PROJECT NAME Plant Bowen Pilot Study
PROJECT NUMBER GW6581H
PROJECT LOCATION Euharlee, Georgia
DATE STARTED 11/5/2024 **COMPLETED** 11/13/2024
NORTHING 1501340.00 ft **EASTING** 2064330.08 ft
DRILLER Cascade Drilling
GROUND ELEVATION 691.78 ft **BORING DIAMETER** 6 in.
DRILLING METHOD Sonic
TOP OF CASING ELEVATION 691.31 ft
SAMPLING METHOD Continuous Core
GEOPHYSICAL CONTRACTOR ---
RIG TYPE Terrasonic CC
LOGGED BY T. Kessler/A. Tomlinson **CHECKED BY** M. Crook

DEPTH (ft)	SAMPLE TYPE NUMBER	REMARKS	GRAPHIC LOG	MATERIAL DESCRIPTION
0				
5	DP			(0') Silty CLAY (CL-ML); strong brown (7.5YR N/8) with abundant white (7.5YR 4/8) mottling throughout, moist, medium plasticity, trace fine angular to rounded sand, trace angular chert fragments (small). (3') Strong brown (7.5YR 5/6).
10	DP			(10') Silty CLAY (CL-ML); yellowish-brown (10YR 5/6) with trace white (10YR 8/1) mottling throughout, moist, medium plasticity, some medium to fine subrounded to subangular sand throughout.
15	DP	10-20 feet, solid rod drop 20-24.8 feet on overdrill		(14') Trace angular chert fragments.
20				
25	DP	~300 gallons of water used from 20-44 feet bgs		(20') LIMESTONE; medium gray, broken into subangular gravel at top and toward bottom, hard, no iron staining, wet.
30				(30') Broken into subrounded to subangular gravel, no iron staining.
35				

CONSTRUCTION DIAGRAM

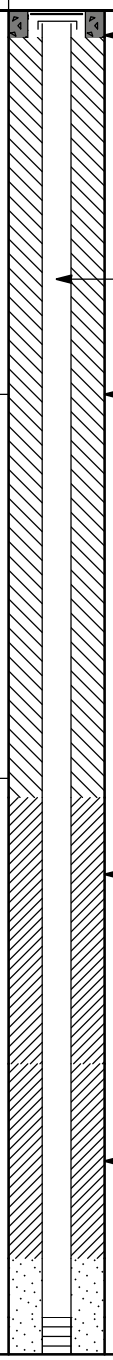

(Continued Next Page)

Geosyntec consultants

engineers | scientists | innovators

CLIENT Southern Company Services **PROJECT NAME** Plant Bowen Pilot Study

PROJECT NUMBER GW6581H **PROJECT LOCATION** Euharlee, Georgia

DEPTH (ft)	SAMPLE TYPE NUMBER	REMARKS	GRAPHIC LOG	MATERIAL DESCRIPTION	CONSTRUCTION DIAGRAM
35	DP				Approx. 21 gallon of #1 Silica Well Pack Sand
40	DP			(40') Some calcite on fracture faces, no iron staining.	2" Sch 40 PVC Slotted Screen (0.010")
45					PVC End Cap

Bottom of borehole at 45.0 ft bgs.

APPENDIX C

Well Development and Calibration Forms

Well Development Forms

Low-Flow Test Report:

Test Date / Time: 11/22/2024 10:16:13 AM
Project: Plant Bowen AP Development November 2024
Operator Name: Natalie Piparo

Location Name: INW-01 **Well Diameter: 2 in** **Casing Type: PVC** **Screen Length: 15 m** **Top of Screen: 29.94 m** **Total Depth: 44.94 ft** **Initial Depth to Water: 27.75 ft**	**Pump Type: GeoTech Reclaimer** **Tubing Type: LDPE** **Pump Intake From TOC: 37.44 ft** **Estimated Total Volume Pumped: 36000 ml** **Flow Cell Volume: 90 ml** **Final Flow Rate: 1200 ml/min** **Final Draw Down: 0.49 ft**	**Instrument Used: Aqua TROLL 400** **Serial Number: 1080297**

Test Notes:
Prepurged 770 L. Final Total Depth 44.92 ft.

Low-Flow Readings:

Date Time	Elapsed Time	pH	Temperature	Specific Conductivity	RDO Concentration	Turbidity	ORP	Depth to Water	Salinity	Flow
		+/- 0.1	+/- 1000 %	+/- 5 %	+/- 10 %	+/- 5	+/- 1000 %	+/- 0.3	+/- 1000	
11/22/2024 10:16 AM	00:00	6.73 pH	17.93 °C	3,211.6 µS/cm	0.36 mg/L	0.68 NTU	-14.8 mV	28.23 ft	1.70 PSU	1,200.0 ml/min
11/22/2024 10:21 AM	05:00	6.76 pH	17.94 °C	3,298.6 µS/cm	0.30 mg/L	1.18 NTU	-24.7 mV	28.22 ft	1.74 PSU	1,200.0 ml/min
11/22/2024 10:26 AM	10:00	6.78 pH	18.00 °C	3,304.9 µS/cm	0.25 mg/L	1.29 NTU	-21.0 mV	28.21 ft	1.75 PSU	1,200.0 ml/min
11/22/2024 10:31 AM	15:00	6.80 pH	17.84 °C	3,327.6 µS/cm	0.25 mg/L	1.08 NTU	-31.4 mV	28.24 ft	1.76 PSU	1,200.0 ml/min
11/22/2024 10:36 AM	20:00	6.81 pH	18.10 °C	3,332.3 µS/cm	0.25 mg/L	0.91 NTU	-33.7 mV	28.22 ft	1.76 PSU	1,200.0 ml/min
11/22/2024 10:41 AM	25:00	6.83 pH	17.76 °C	3,333.9 µS/cm	0.24 mg/L	0.66 NTU	-35.0 mV	28.23 ft	1.76 PSU	1,200.0 ml/min
11/22/2024 10:46 AM	30:00	6.84 pH	17.88 °C	3,333.9 µS/cm	0.24 mg/L	0.71 NTU	-36.1 mV	28.24 ft	1.76 PSU	1,200.0 ml/min

Samples

Sample ID:	Description:

Created using VuSitu from In-Situ, Inc.

Low-Flow Test Report:

Test Date / Time: 11/21/2024 12:29:57 PM
Project: Bowen AP Well Development November 2024
Operator Name: Sawyer Kovacs

Location Name: PT-04 **Well Diameter: 2 in** **Casing Type: PVC** **Screen Length: 10 ft** **Top of Screen: 32.63 ft** **Total Depth: 42.63 in** **Initial Depth to Water: 27.62 ft**	**Pump Type: GeoTech Reclaimer** **Tubing Type: LDPE** **Pump Intake From TOC: 37.63 ft** **Estimated Total Volume Pumped: 42000 ml** **Flow Cell Volume: 90 ml** **Final Flow Rate: 1050 ml/min** **Final Draw Down: 9.06 ft**	**Instrument Used: Aqua TROLL 400** **Serial Number: 1080297**

Test Notes:
Prepurged: 254 L. Total depth after development: 44.88'

Low-Flow Readings:

Date Time	Elapsed Time	pH	Temperature	Specific Conductivity	RDO Concentration	Turbidity	ORP	Depth to Water	Salinity	Flow
		+/- 0.1	+/- 1000 %	+/- 5 %	+/- 10 %	+/- 5	+/- 1000 %	+/- 0.3	+/- 1000 %	
11/21/2024 12:29 PM	00:00	6.94 pH	18.44 °C	3,036.3 µS/cm	0.68 mg/L	3.56 NTU	36.7 mV	37.04 ft	1.60 PSU	1,050.0 ml/min
11/21/2024 12:34 PM	05:00	6.92 pH	18.11 °C	3,047.3 µS/cm	0.39 mg/L	2.95 NTU	14.2 mV	36.70 ft	1.60 PSU	1,050.0 ml/min
11/21/2024 12:39 PM	10:00	6.93 pH	18.15 °C	3,079.7 µS/cm	0.43 mg/L	2.19 NTU	3.2 mV	36.72 ft	1.62 PSU	1,050.0 ml/min
11/21/2024 12:44 PM	15:00	6.94 pH	18.15 °C	3,086.8 µS/cm	0.41 mg/L	0.67 NTU	-1.5 mV	36.66 ft	1.63 PSU	1,050.0 ml/min
11/21/2024 12:49 PM	20:00	6.94 pH	18.20 °C	3,096.9 µS/cm	0.46 mg/L	0.54 NTU	-4.5 mV	36.65 ft	1.63 PSU	1,050.0 ml/min
11/21/2024 12:54 PM	25:00	6.95 pH	18.20 °C	3,105.4 µS/cm	0.42 mg/L	1.67 NTU	-6.5 mV	36.67 ft	1.64 PSU	1,050.0 ml/min
11/21/2024 12:59 PM	30:00	6.96 pH	18.27 °C	3,099.9 µS/cm	0.46 mg/L	1.00 NTU	-8.3 mV	36.67 ft	1.63 PSU	1,050.0 ml/min
11/21/2024 1:04 PM	35:00	6.96 pH	18.39 °C	3,104.9 µS/cm	0.51 mg/L	0.75 NTU	-9.2 mV	36.68 ft	1.64 PSU	1,050.0 ml/min
11/21/2024 1:09 PM	40:00	6.96 pH	18.37 °C	3,105.6 µS/cm	0.57 mg/L	0.67 NTU	-9.7 mV	36.68 ft	1.64 PSU	1,050.0 ml/min

Samples

Sample ID:	Description:

Created using VuSitu from In-Situ, Inc.

Low-Flow Test Report:

Test Date / Time: 11/22/2024 11:01:48 AM
Project: Plant Bowen AP Development November 2024
Operator Name: Jay Siewert

Location Name: PT-05 **Well Diameter: 2 in** **Casing Type: PVC** **Screen Length: 10 ft** **Top of Screen: 35.17 ft** **Total Depth: 45.17 ft** **Initial Depth to Water: 27.04 ft**	**Pump Type: GeoTech Reclaimer** **Tubing Type: LDPE** **Pump Intake From TOC: 40.17 ft** **Estimated Total Volume Pumped: 22000 ml** **Flow Cell Volume: 90 ml** **Final Flow Rate: 400 ml/min** **Final Draw Down: 4.71 ft**	**Instrument Used: Aqua TROLL 400** **Serial Number: 850762**

Test Notes:
Pre-purged 140 L. Total depth after development: 45.19'

Low-Flow Readings:

Date Time	Elapsed Time	pH	Temperature	Specific Conductivity	RDO Concentration	Turbidity	ORP	Depth to Water	Salinity	Flow
		+/- 0.1	+/- 1000	+/- 5 %	+/- 10 %	+/- 5	+/- 1000 %	+/- 0.3	+/- 10	
11/22/2024 11:01 AM	00:00	6.98 pH	17.66 °C	3,666.1 µS/cm	0.78 mg/L	2.38 NTU	169.4 mV	31.68 ft	1.95 PSU	400.00 ml/min
11/22/2024 11:06 AM	05:00	6.99 pH	17.57 °C	3,390.8 µS/cm	0.69 mg/L	1.23 NTU	154.8 mV	31.71 ft	1.80 PSU	400.00 ml/min
11/22/2024 11:11 AM	10:00	7.00 pH	17.88 °C	3,386.0 µS/cm	0.53 mg/L	0.38 NTU	149.5 mV	31.74 ft	1.79 PSU	400.00 ml/min
11/22/2024 11:16 AM	15:00	7.00 pH	17.92 °C	3,388.7 µS/cm	0.33 mg/L	0.26 NTU	139.4 mV	31.76 ft	1.79 PSU	400.00 ml/min
11/22/2024 11:21 AM	20:00	7.01 pH	17.88 °C	3,395.1 µS/cm	0.64 mg/L	0.28 NTU	126.8 mV	31.78 ft	1.80 PSU	400.00 ml/min
11/22/2024 11:26 AM	25:00	7.01 pH	17.95 °C	3,403.7 µS/cm	0.53 mg/L	0.80 NTU	124.4 mV	31.80 ft	1.80 PSU	400.00 ml/min
11/22/2024 11:31 AM	30:00	7.02 pH	17.70 °C	3,408.9 µS/cm	0.38 mg/L	0.20 NTU	116.5 mV	31.75 ft	1.81 PSU	400.00 ml/min
11/22/2024 11:36 AM	35:00	7.02 pH	18.01 °C	3,395.8 µS/cm	0.29 mg/L	0.29 NTU	108.8 mV	31.81 ft	1.80 PSU	400.00 ml/min
11/22/2024 11:41 AM	40:00	7.03 pH	17.57 °C	3,411.2 µS/cm	0.63 mg/L	0.12 NTU	96.9 mV	31.78 ft	1.81 PSU	400.00 ml/min
11/22/2024 11:46 AM	45:00	7.03 pH	18.23 °C	3,410.4 µS/cm	0.49 mg/L	0.24 NTU	95.0 mV	31.79 ft	1.81 PSU	400.00 ml/min
11/22/2024 11:51 AM	50:00	7.02 pH	17.98 °C	3,405.6 µS/cm	0.38 mg/L	0.24 NTU	89.4 mV	31.76 ft	1.80 PSU	400.00 ml/min
11/22/2024 11:56 AM	55:00	7.03 pH	18.16 °C	3,403.5 µS/cm	0.36 mg/L	0.12 NTU	83.2 mV	31.75 ft	1.80 PSU	400.00 ml/min

Samples

Sample ID:	Description:

Created using VuSitu from In-Situ, Inc.

Low-Flow Test Report:

Test Date / Time: 11/25/2024 3:40:19 PM
Project: Bowen AP Well Development November 2024
Operator Name: Sawyer Kovacs

Location Name: PT-06 **Well Diameter: 2 in** **Casing Type: PVC** **Screen Length: 10 ft** **Top of Screen: 33.8 ft** **Total Depth: 43.8 ft** **Initial Depth to Water: 27.45 ft**	**Pump Type: GeoTech Reclaimer** **Tubing Type: LDPE** **Pump Intake From TOC: 38.8 ft** **Estimated Total Volume Pumped: 4200 ml** **Flow Cell Volume: 90 ml** **Final Flow Rate: 120 ml/min** **Final Draw Down: 5.9 ft**	**Instrument Used: Aqua TROLL 400** **Serial Number: 850762**

Test Notes:
Prepurged: 65 L. Total depth after development 43.86'

Low-Flow Readings:

Date Time	Elapsed Time	pH	Temperature	Specific Conductivity	RDO Concentration	Turbidity	ORP	Depth to Water	Salinity	Flow
		+/- 0.1	+/- 1000 %	+/- 5 %	+/- 10 %	+/- 5	+/- 1000 %	+/- 0.3	+/- 1000 %	
11/25/2024 3:40 PM	00:00	7.01 pH	19.84 °C	4,217.0 µS/cm	7.76 mg/L	3.92 NTU	223.1 mV	33.10 ft	2.27 PSU	120.00 ml/min
11/25/2024 3:45 PM	05:00	7.02 pH	19.93 °C	4,248.7 µS/cm	4.34 mg/L	33.19 NTU	215.8 mV	33.10 ft	2.28 PSU	120.00 ml/min
11/25/2024 3:50 PM	10:00	7.00 pH	19.84 °C	4,240.6 µS/cm	3.84 mg/L	0.25 NTU	213.2 mV	33.30 ft	2.28 PSU	120.00 ml/min
11/25/2024 3:55 PM	15:00	7.00 pH	19.75 °C	4,245.0 µS/cm	3.83 mg/L	0.45 NTU	208.8 mV	33.35 ft	2.28 PSU	120.00 ml/min
11/25/2024 4:00 PM	20:00	7.00 pH	19.73 °C	4,242.4 µS/cm	3.49 mg/L	0.43 NTU	205.2 mV	33.35 ft	2.28 PSU	120.00 ml/min
11/25/2024 4:05 PM	25:00	7.00 pH	19.86 °C	4,245.5 µS/cm	3.29 mg/L	0.41 NTU	201.7 mV	33.38 ft	2.28 PSU	120.00 ml/min
11/25/2024 4:10 PM	30:00	7.00 pH	20.06 °C	4,240.3 µS/cm	3.20 mg/L	0.15 NTU	198.5 mV	33.38 ft	2.28 PSU	120.00 ml/min
11/25/2024 4:15 PM	35:00	7.01 pH	19.97 °C	4,240.1 µS/cm	3.10 mg/L	0.04 NTU	195.6 mV	33.35 ft	2.28 PSU	120.00 ml/min

Samples

Sample ID:	Description:

Created using VuSitu from In-Situ, Inc.

Calibration Forms

Site Name: Bowen AP

Calibrated By: Sawyer Kovacs

Field Instrumentation Calibration Form

Date: 11-21-2024

Field Conditions: Sunny 36/56

Instrument	Manufactuer/ Model	Serial Number
Water Quality Meter	AquaTroll 400	1080297
Turbidity Meter	LaMotte 2020	9453-4417

Calibration Standard Information				
Parameter	Standard	Lot #	Date of Expiration	Brand
Specific Conductance (µS/cm)	4,490	24010943	05/2025	Atlanta Instrument Rental, Inc.
pH (SU)	4.00	24010943	05/2025	Atlanta Instrument Rental, Inc.
pH (SU)	7.00	24008587	06/2025	Atlanta Instrument Rental, Inc.
pH (SU)	10.00	24004996	06/2025	Atlanta Instrument Rental, Inc.
D.O. (%)	N/A	24010943	05/2025	Atlanta Instrument Rental, Inc.
ORP (mV)	228.0	24011792	06/2025	Atlanta Instrument Rental, Inc.

Calibration					
Time Start	11:46	Time Finish	12:00		
Parameter	Standard	Calibration Value	Calibration Solution Temperature (°C)	Acceptance Criteria	Reference
D.O. (%)	N/A	99.96	11.93	± 10%	NA
Specific Conductance (µS/cm)	4,490	4583.3	12.06	± 10% of standard	EPA 2023
pH (SU)	4.00	4.01	12.20	± 0.1	GWMP
pH (SU)	7.00	7.08	11.20	± 0.1	GWMP
pH (SU)	10.00	10.14	10.67	± 0.1	GWMP
ORP (mV)	228.0	246.9	11.28	± 10	EPA 2023

	Standard	Calibration Value	Acceptance Criteria	Reference
Turbidity (NTU)	0.00	0.07	± 10% of standard	EPA 2023
	1.00	0.91		
	10.00	10.57		

Calibration Check					
Time Start	16:17	Time Finish	16:23		
Parameter	Standard	Calibration Value	Calibration Solution Temperature (°C)	Acceptance Criteria	Reference
Specific Conductance (µS/cm)	4,490	4529.8	13.05	± 10% of standard	EPA 2023
pH (SU)	4.00	4.05	13.07	± 0.1	GWMP
pH (SU)	7.00	7.05	13.30	± 0.1	GWMP
pH (SU)	10.00	10.14	13.53	± 0.1	GWMP

	Standard	Calibration Value	Acceptance Criteria	Reference
Turbidity (NTU)	0.00	0.03	± 10% of standard	EPA 2023
	1.00	1.18		
	10.00	9.36		

Notes:

Site Name: Bowen AP

Field Instrumentation Calibration Form

Date: 11-22-2024

Calibrated By: Sawyer Hovacs, Natalie Piparo

Field Conditions: Sunny, 36/52

Instrument	Manufactuer/ Model	Serial Number
Water Quality Meter	AquaTroll 400	~~9453-4417~~ 1080297
Turbidity Meter	LaMotte 2020	~~1080297~~ 9453-4417

Calibration Standard Information				
Parameter	Standard	Lot #	Date of Expiration	Brand
Specific Conductance (µS/cm)	4,490	24010943	05/2025	Atlanta Instrument Rental, Inc.
pH (SU)	4.00	24010943	05/2025	Atlanta Instrument Rental, Inc.
pH (SU)	7.00	24008587	06/2025	Atlanta Instrument Rental, Inc.
pH (SU)	10.00	24004996	06/2025	Atlanta Instrument Rental, Inc.
D.O. (%)	N/A	24010943	05/2025	Atlanta Instrument Rental, Inc.
ORP (mV)	228.0	24011792	06/2025	Atlanta Instrument Rental, Inc.

Calibration					
Time Start	09:27	Time Finish	09:44		
Parameter	Standard	Calibration Value	Calibration Solution Temperature (°C)	Acceptance Criteria	Reference
D.O. (%)	N/A	99.75	6.33	± 10%	NA
Specific Conductance (µS/cm)	4,490	4354.4	6.34	± 10% of standard	EPA 2023
pH (SU)	4.00	4.02	6.38	± 0.1	GWMP
pH (SU)	7.00	7.02	6.14	± 0.1	GWMP
pH (SU)	10.00	10.21	6.13	± 0.1	GWMP
ORP (mV)	228.0	229.7	5.64	± 10	EPA 2023

	Standard	Calibration Value	Acceptance Criteria	Reference
Turbidity (NTU)	0.00	0.00	± 10% of standard	EPA 2023
	1.00	1.01		
	10.00	10.25		

Calibration Check					
Time Start	14:46	Time Finish	14:54		
Parameter	Standard	Calibration Value	Calibration Solution Temperature (°C)	Acceptance Criteria	Reference
Specific Conductance (µS/cm)	4,490	4519.7	14.62	± 10% of standard	EPA 2023
pH (SU)	4.00	4.15	10.82	± 0.1	GWMP
pH (SU)	7.00	7.30	11.79	± 0.1	GWMP
pH (SU)	10.00	10.30	12.98	± 0.1	GWMP

	Standard	Calibration Value	Acceptance Criteria	Reference
Turbidity (NTU)	0.00	0.20	± 10% of standard	EPA 2023
	1.00	0.85		
	10.00	9.72		

Notes:

Site Name: ~~Jay Siemert~~ Plant Bowen AP

Field Instrumentation Calibration Form

Date: 11/22/24

Calibrated By: ~~850762~~ Jay Siemert

Field Conditions: 48°/36°

Instrument	Manufactuer/ Model	Serial Number
Water Quality Meter	AquaTroll 400	850762
Turbidity Meter	LaMotte 2020	7042-3818

Calibration Standard Information				
Parameter	Standard	Lot #	Date of Expiration	Brand
Specific Conductance (µS/cm)	4,490	24010943	05/2025	Atlanta Instrument Rental, Inc.
pH (SU)	4.00	24010943	05/2025	Atlanta Instrument Rental, Inc.
pH (SU)	7.00	24008587	06/2025	Atlanta Instrument Rental, Inc.
pH (SU)	10.00	24004996	06/2025	Atlanta Instrument Rental, Inc.
D.O. (%)	N/A	24010943	05/2025	Atlanta Instrument Rental, Inc.
ORP (mV)	228.0	24011792	06/2025	Atlanta Instrument Rental, Inc.

Calibration					
Time Start	1008	Time Finish	1026		
Parameter	Standard	Calibration Value	Calibration Solution Temperature (°C)	Acceptance Criteria	Reference
D.O. (%)	N/A	104.18	10.65	± 10%	NA
Specific Conductance (µS/cm)	4,490	4363.5	9.76	± 10% of standard	EPA 2023
pH (SU)	4.00	3.98	9.49	± 0.1	GWMP
pH (SU)	7.00	7.08	8.95	± 0.1	GWMP
pH (SU)	10.00	10.17	8.55	± 0.1	GWMP
ORP (mV)	228.0	242.1	12.05	± 10	EPA 2023

	Standard	Calibration Value	Acceptance Criteria	Reference
Turbidity (NTU)	0.00	0.00	± 10% of standard	EPA 2023
	1.00	0.92		
	10.00	10.24		

Calibration Check					
Time Start	1433	Time Finish	1446		
Parameter	Standard	Calibration Value	Calibration Solution Temperature (°C)	Acceptance Criteria	Reference
Specific Conductance (µS/cm)	4,490	4444.7	11.50	± 10% of standard	EPA 2023
pH (SU)	4.00	4.20	11.13	± 0.1	GWMP
pH (SU)	7.00	7.22	12.39	± 0.1	GWMP
pH (SU)	10.00	10.18	14.76	± 0.1	GWMP

	Standard	Calibration Value	Acceptance Criteria	Reference
Turbidity (NTU)	0.00	0.00	± 10% of standard	EPA 2023
	1.00	1.04		
	10.00	9.82		

Notes:

Site Name: Bowen AP

Calibrated By: Sawyer Groves

Field Instrumentation Calibration Form

Date: 11.25.24

Field Conditions: overcast, 37/73

Instrument	Manufactuer/ Model	Serial Number
Water Quality Meter	AquaTroll 400	850762
Turbidity Meter	LaMotte 2020	2068-0320

Calibration Standard Information				
Parameter	Standard	Lot #	Date of Expiration	Brand
Specific Conductance (µS/cm)	4,490	24010943	05/2025	Atlanta Instrument Rental, Inc.
pH (SU)	4.00	24010943	05/2025	Atlanta Instrument Rental, Inc.
pH (SU)	7.00	24008587	06/2025	Atlanta Instrument Rental, Inc.
pH (SU)	10.00	24004996	06/2025	Atlanta Instrument Rental, Inc.
D.O. (%)	N/A	24010943	05/2025	Atlanta Instrument Rental, Inc.
ORP (mV)	228.0	24011792	06/2025	Atlanta Instrument Rental, Inc.

Calibration					
Time Start	13:15	Time Finish	13:30		
Parameter	Standard	Calibration Value	Calibration Solution Temperature (°C)	Acceptance Criteria	Reference
D.O. (%)	N/A	98.91	28.99	± 10%	NA
Specific Conductance (µS/cm)	4,490	4301.1	24.13	± 10% of standard	EPA 2023
pH (SU)	4.00	4.05	23.72	± 0.1	GWMP
pH (SU)	7.00	7.05	22.32	± 0.1	GWMP
pH (SU)	10.00	10.09	21.85	± 0.1	GWMP
ORP (mV)	228.0	198.5	22.25	± 10	EPA 2023

	Standard	Calibration Value	Acceptance Criteria	Reference
Turbidity (NTU)	0.00	0.07	± 10% of standard	EPA 2023
	1.00	0.72		
	10.00	7.50		

Calibration Check					
Time Start	16:55	Time Finish	17:00		
Parameter	Standard	Calibration Value	Calibration Solution Temperature (°C)	Acceptance Criteria	Reference
Specific Conductance (µS/cm)	4,490	3098.6	22.64	± 10% of standard	EPA 2023
pH (SU)	4.00	4.15	23.21	± 0.1	GWMP
pH (SU)	7.00	7.26	~~37~~ 23.10	± 0.1	GWMP
pH (SU)	10.00	10.26	22.82	± 0.1	GWMP

	Standard	Calibration Value	Acceptance Criteria	Reference
Turbidity (NTU)	0.00	0.01	± 10% of standard	EPA 2023
	1.00	0.71		
	10.00	8.29		

Notes:

APPENDIX D

Certified Well Survey Data

Well ID	Casing Northing	Casing Easting	Top of Casing Elevation	Nail or Pad Northing	Nail or Pad Easting	Nail or Pad Elevation	Description
INW-01	1501330.79	2064346.11	691.83	1501330.96	2064347.18	692.19	NAIL
PT-04	1501327.52	2064340.94	691.68	1501327.67	2064341.95	692.06	NAIL
PT-05	1501344.14	2064338.76	691.43	1501344.30	2064339.89	691.80	NAIL
PT-06	1501340.00	2064330.08	691.31	1501340.10	2064330.29	691.78	NAIL
Benchmark	Northing	Easting	Elevation				
BM-B1	1504573.79	2067395.89	717.78				

SURVEY DATA CERTIFICATION FOR SOUTHERN COMPANY TO DETERMINE NORTHING, EASTING, AND VERTICAL ELEVATION OF THE NAIL IN THE CONCRETE PAD & THE PVC WELL CASING. DATE OF FIELD SURVEY & INSPECTION: 11/25/2024. FIELD SURVEY POSITIONAL TOLERANCE=0.5 FEET HORIZONTAL-NAD'83, 0.01 VERTICAL-NAVD '88. EQUIPMENT USED FOR HORIZONTAL LOCATION: TRIMBLE R10 RTK GPS & TRIMBLE S5 ROBOTIC TOTAL STATION. THE VERTICAL LOCATION OF EACH SURVEYED POINT WAS ESTABLISHED BASED UPON LEVEL RUNS WITH A DIGITAL LEVEL LOOP FROM VERTICAL CONTROL ESTABLISHED BY ON-SITE BENCHMARK BM-B1 SET BY GEL SOLUTIONS USING A TRIMBLE DINI LEVEL

11/26/2024

GEORGIA REGISTERED No. LS003464 PROFESSIONAL LAND SURVEYOR JOHN DEREK BRADNER

COA - LS003119
Exp. 06/30/2025

APPENDIX B

Baseline Analytical Laboratory Results and Field Sampling Forms

Laboratory Analytical Reports

Pace Analytical Services, LLC
9800 Kincey Ave. Suite 100
Huntersville, NC 28078
(704)875-9092

December 18, 2024

Kristen Jurinko
Southern Co.
241 Ralph McGill Blvd NE
Bin 10160
Atlanta, GA 30308

RE: Project: Bowen AP-1 (CA)
Pace Project No.: 92767550

Dear Kristen Jurinko:

Enclosed are the analytical results for sample(s) received by the laboratory on December 05, 2024. The results relate only to the samples included in this report. Results reported herein conform to the applicable TNI/NELAC Standards and the laboratory's Quality Manual, where applicable, unless otherwise noted in the body of the report.

The test results provided in this final report were generated by each of the following laboratories within the Pace Network:

- Pace Analytical Services - Asheville
- Pace Analytical Services - Peachtree Corners, GA

If you have any questions concerning this report, please feel free to contact me.

Sincerely,

Bonnie Vang

Bonnie Vang
bonnie.vang@pacelabs.com
704-977-0968
Project Manager

Enclosures

cc: Marty Crook, Geosyntec Consultants
Whitney Law, Geosyntec
Mintao Lu, Geosyntec
Laura Midkiff, Southern Co.
Caroline Nelson, Geosyntec

This report shall not be reproduced, except in full,
without the written consent of Pace Analytical Services, LLC.

Pace Analytical Services, LLC
9800 Kincey Ave. Suite 100
Huntersville, NC 28078
(704)875-9092

CERTIFICATIONS

Project: Bowen AP-1 (CA)
Pace Project No.: 92767550

Pace Analytical Services Asheville
2225 Riverside Drive, Asheville, NC 28804
Florida/NELAP Certification #: E87648
North Carolina Drinking Water Certification #: 37712
North Carolina Wastewater Certification #: 40
South Carolina Laboratory ID: 99030
South Carolina Certification #: 99030001
Virginia/VELAP Certification #: 460222

Pace Analytical Services Peachtree Corners
110 Technology Pkwy, Peachtree Corners, GA 30092
Florida DOH Certification #: E87315
Georgia DW Inorganics Certification #: 812
North Carolina Certification #: 381
South Carolina Certification #: 98011001
Virginia Certification #: 460204

This report shall not be reproduced, except in full,
without the written consent of Pace Analytical Services, LLC.

Pace Analytical Services, LLC
9800 Kincey Ave. Suite 100
Huntersville, NC 28078
(704)875-9092

SAMPLE SUMMARY

Project: Bowen AP-1 (CA)
Pace Project No.: 92767550

Lab ID	Sample ID	Matrix	Date Collected	Date Received
92767550001	**BOW-PT-02**	Water	12/03/24 11:29	12/05/24 11:35
92767550002	**BOW-PT-04**	Water	12/03/24 13:33	12/05/24 11:35
92767550003	**BOW-INW-01**	Water	12/03/24 11:18	12/05/24 11:35
92767550004	**BOW-AP1-FD-01**	Water	12/03/24 00:00	12/05/24 11:35
92767550005	**BOW-PT-05**	Water	12/04/24 13:21	12/05/24 11:35
92767550006	**BOW-PT-06**	Water	12/04/24 14:44	12/05/24 11:35
92767550007	**BOW-BGWC-22**	Water	12/04/24 11:27	12/05/24 11:35
92767550008	**BOW-AP1-FB-01**	Water	12/04/24 14:58	12/05/24 11:35
92767550009	**BOW-AP1-EB-01**	Water	12/04/24 15:05	12/05/24 11:35

This report shall not be reproduced, except in full,
without the written consent of Pace Analytical Services, LLC.

Pace Analytical Services, LLC
9800 Kincey Ave. Suite 100
Huntersville, NC 28078
(704)875-9092

SAMPLE ANALYTE COUNT

Project: Bowen AP-1 (CA)
Pace Project No.: 92767550

Lab ID	Sample ID	Method	Analysts	Analytes Reported
92767550001	**BOW-PT-02**	EPA 6010D	MJS2	6
		EPA 6020B	CW1	13
		EPA 7470A	VB	1
		SM 2540C-2015	DL1	1
		SM 2320B-2011	SMS	3
		SM 4500-S2D-2011	JP1	1
		EPA 300.0 Rev 2.1 1993	CDC	3
92767550002	**BOW-PT-04**	EPA 6010D	MJS2	6
		EPA 6020B	CW1	13
		EPA 7470A	VB	1
		SM 2540C-2015	DL1	1
		SM 2320B-2011	SMS	3
		SM 4500-S2D-2011	JP1	1
		EPA 300.0 Rev 2.1 1993	CDC	3
92767550003	**BOW-INW-01**	EPA 6010D	MJS2	6
		EPA 6020B	CW1	13
		EPA 7470A	VB	1
		SM 2540C-2015	DL1	1
		SM 2320B-2011	SMS	3
		SM 4500-S2D-2011	JP1	1
		EPA 300.0 Rev 2.1 1993	CDC	3
92767550004	**BOW-AP1-FD-01**	EPA 6010D	MJS2	6
		EPA 6020B	CW1	13
		EPA 7470A	VB	1
		SM 2540C-2015	DL1	1
		SM 2320B-2011	SMS	3
		SM 4500-S2D-2011	JP1	1
		EPA 300.0 Rev 2.1 1993	CDC	3
92767550005	**BOW-PT-05**	EPA 6010D	MJS2	6
		EPA 6020B	CW1	13
		EPA 7470A	VB	1
		SM 2540C-2015	DL1	1
		SM 2320B-2011	SMS	3
		SM 4500-S2D-2011	JP1	1
		EPA 300.0 Rev 2.1 1993	CDC	3
92767550006	**BOW-PT-06**	EPA 6010D	MJS2	6
		EPA 6020B	CW1	13

This report shall not be reproduced, except in full,
without the written consent of Pace Analytical Services, LLC.

Pace Analytical Services, LLC
9800 Kincey Ave. Suite 100
Huntersville, NC 28078
(704)875-9092

SAMPLE ANALYTE COUNT

Project: Bowen AP-1 (CA)
Pace Project No.: 92767550

Lab ID	Sample ID	Method	Analysts	Analytes Reported
		EPA 7470A	VB	1
		SM 2540C-2015	DL1	1
		SM 2320B-2011	SMS	3
		SM 4500-S2D-2011	JP1	1
		EPA 300.0 Rev 2.1 1993	CDC	3
92767550007	**BOW-BGWC-22**	EPA 6010D	MJS2	6
		EPA 6020B	CW1	13
		EPA 7470A	VB	1
		SM 2540C-2015	DL1	1
		SM 2320B-2011	SMS	3
		SM 4500-S2D-2011	JP1	1
		EPA 300.0 Rev 2.1 1993	CDC	3
92767550008	**BOW-AP1-FB-01**	EPA 6010D	MJS2	6
		EPA 6020B	CW1	13
		EPA 7470A	VB	1
		SM 2540C-2015	DL1	1
		SM 2320B-2011	SMS	3
		SM 4500-S2D-2011	JP1	1
		EPA 300.0 Rev 2.1 1993	CDC	3
92767550009	**BOW-AP1-EB-01**	EPA 6010D	MJS2	6
		EPA 6020B	CW1	13
		EPA 7470A	VB	1
		SM 2540C-2015	DL1	1
		SM 2320B-2011	SMS	3
		SM 4500-S2D-2011	JP1	1
		EPA 300.0 Rev 2.1 1993	CDC	3

PASI-A = Pace Analytical Services - Asheville
PASI-GA = Pace Analytical Services - Peachtree Corners, GA

This report shall not be reproduced, except in full,
without the written consent of Pace Analytical Services, LLC.

Pace Analytical Services, LLC
9800 Kincey Ave. Suite 100
Huntersville, NC 28078
(704)875-9092

SUMMARY OF DETECTION

Project: Bowen AP-1 (CA)
Pace Project No.: 92767550

Lab Sample ID Method	Client Sample ID Parameters	Result	Units	Report Limit	Analyzed	Qualifiers
92767550001	**BOW-PT-02**					
EPA 6010D	Calcium	727	mg/L	5.0	12/06/24 12:32	M1
EPA 6010D	Iron	0.12	mg/L	0.040	12/06/24 02:12	
EPA 6010D	Manganese	4.2	mg/L	0.040	12/06/24 02:12	M1
EPA 6010D	Potassium	15.6	mg/L	0.50	12/06/24 02:12	M1
EPA 6010D	Sodium	39.5	mg/L	1.0	12/06/24 02:12	M1
EPA 6010D	Magnesium	101	mg/L	0.050	12/06/24 02:12	M1
EPA 6020B	Arsenic	0.0063	mg/L	0.0050	12/06/24 15:20	B
EPA 6020B	Barium	0.060	mg/L	0.0050	12/06/24 15:20	
EPA 6020B	Boron	15.9	mg/L	2.0	12/07/24 13:19	
EPA 6020B	Cadmium	0.00034J	mg/L	0.00050	12/06/24 15:20	
EPA 6020B	Cobalt	0.0076	mg/L	0.0050	12/06/24 15:20	
EPA 6020B	Lithium	0.015J	mg/L	0.030	12/06/24 15:20	
EPA 6020B	Molybdenum	0.055	mg/L	0.010	12/06/24 15:20	
EPA 6020B	Thallium	0.00099J	mg/L	0.0010	12/06/24 15:20	
SM 2540C-2015	Total Dissolved Solids	3140	mg/L	50.0	12/09/24 18:09	
SM 2320B-2011	Alkalinity,Bicarbonate (CaCO3)	133	mg/L	5.0	12/06/24 22:11	
SM 2320B-2011	Alkalinity, Total as CaCO3	133	mg/L	5.0	12/06/24 22:11	
EPA 300.0 Rev 2.1 1993	Chloride	797	mg/L	15.0	12/06/24 15:20	
EPA 300.0 Rev 2.1 1993	Fluoride	0.27	mg/L	0.10	12/06/24 03:56	
EPA 300.0 Rev 2.1 1993	Sulfate	541	mg/L	15.0	12/06/24 15:20	
92767550002	**BOW-PT-04**					
EPA 6010D	Iron	0.32	mg/L	0.040	12/06/24 02:42	
EPA 6010D	Manganese	3.3	mg/L	0.040	12/06/24 02:42	
EPA 6010D	Potassium	13.5	mg/L	0.50	12/06/24 02:42	
EPA 6010D	Sodium	44.7	mg/L	1.0	12/06/24 02:42	
EPA 6010D	Magnesium	104	mg/L	0.050	12/06/24 02:42	
EPA 6010D	Calcium	659	mg/L	5.0	12/06/24 12:46	
EPA 6020B	Arsenic	0.0087	mg/L	0.0050	12/06/24 15:24	
EPA 6020B	Barium	0.11	mg/L	0.0050	12/06/24 15:24	
EPA 6020B	Boron	15.4	mg/L	2.0	12/07/24 13:23	
EPA 6020B	Cobalt	0.0072	mg/L	0.0050	12/06/24 15:24	
EPA 6020B	Lithium	0.0082J	mg/L	0.030	12/06/24 15:24	
EPA 6020B	Molybdenum	0.035	mg/L	0.010	12/06/24 15:24	
EPA 6020B	Selenium	0.0012J	mg/L	0.0050	12/06/24 15:24	
SM 2540C-2015	Total Dissolved Solids	2440	mg/L	50.0	12/06/24 12:05	
SM 2320B-2011	Alkalinity,Bicarbonate (CaCO3)	130	mg/L	5.0	12/06/24 22:21	
SM 2320B-2011	Alkalinity, Total as CaCO3	130	mg/L	5.0	12/06/24 22:21	
EPA 300.0 Rev 2.1 1993	Chloride	761	mg/L	15.0	12/06/24 15:35	
EPA 300.0 Rev 2.1 1993	Fluoride	0.18	mg/L	0.10	12/06/24 04:11	
EPA 300.0 Rev 2.1 1993	Sulfate	527	mg/L	15.0	12/06/24 15:35	
92767550003	**BOW-INW-01**					
EPA 6010D	Iron	2.1	mg/L	0.040	12/06/24 02:48	
EPA 6010D	Manganese	5.2	mg/L	0.040	12/06/24 02:48	
EPA 6010D	Potassium	19.7	mg/L	0.50	12/06/24 02:48	
EPA 6010D	Sodium	54.5	mg/L	1.0	12/06/24 02:48	
EPA 6010D	Magnesium	100	mg/L	0.050	12/06/24 02:48	

This report shall not be reproduced, except in full,
without the written consent of Pace Analytical Services, LLC.

Pace Analytical Services, LLC
9800 Kincey Ave. Suite 100
Huntersville, NC 28078
(704)875-9092

SUMMARY OF DETECTION

Project: Bowen AP-1 (CA)
Pace Project No.: 92767550

Lab Sample ID Method	Client Sample ID Parameters	Result	Units	Report Limit	Analyzed	Qualifiers
92767550003	**BOW-INW-01**					
EPA 6010D	Calcium	717	mg/L	5.0	12/06/24 12:51	
EPA 6020B	Arsenic	0.0092	mg/L	0.0050	12/06/24 15:39	
EPA 6020B	Barium	0.085	mg/L	0.0050	12/06/24 15:39	
EPA 6020B	Boron	16.8	mg/L	2.0	12/07/24 13:35	
EPA 6020B	Cobalt	0.011	mg/L	0.0050	12/06/24 15:39	
EPA 6020B	Lithium	0.0085J	mg/L	0.030	12/06/24 15:39	
EPA 6020B	Molybdenum	0.063	mg/L	0.010	12/06/24 15:39	
SM 2540C-2015	Total Dissolved Solids	2830	mg/L	50.0	12/06/24 12:05	
SM 2320B-2011	Alkalinity,Bicarbonate (CaCO3)	128	mg/L	5.0	12/06/24 22:30	
SM 2320B-2011	Alkalinity, Total as CaCO3	128	mg/L	5.0	12/06/24 22:30	
EPA 300.0 Rev 2.1 1993	Chloride	830	mg/L	15.0	12/06/24 15:49	
EPA 300.0 Rev 2.1 1993	Fluoride	0.29	mg/L	0.10	12/06/24 04:25	
EPA 300.0 Rev 2.1 1993	Sulfate	572	mg/L	15.0	12/06/24 15:49	
92767550004	**BOW-AP1-FD-01**					
EPA 6010D	Iron	2.1	mg/L	0.040	12/06/24 02:53	
EPA 6010D	Manganese	5.1	mg/L	0.040	12/06/24 02:53	
EPA 6010D	Potassium	19.7	mg/L	0.50	12/06/24 02:53	
EPA 6010D	Sodium	54.6	mg/L	1.0	12/06/24 02:53	
EPA 6010D	Magnesium	99.7	mg/L	0.050	12/06/24 02:53	
EPA 6010D	Calcium	712	mg/L	5.0	12/06/24 12:56	
EPA 6020B	Arsenic	0.0096	mg/L	0.0050	12/06/24 15:43	
EPA 6020B	Barium	0.083	mg/L	0.0050	12/06/24 15:43	
EPA 6020B	Boron	16.1	mg/L	2.0	12/07/24 13:39	
EPA 6020B	Cobalt	0.011	mg/L	0.0050	12/06/24 15:43	
EPA 6020B	Lithium	0.0081J	mg/L	0.030	12/06/24 15:43	
EPA 6020B	Molybdenum	0.062	mg/L	0.010	12/06/24 15:43	
EPA 6020B	Selenium	0.0012J	mg/L	0.0050	12/06/24 15:43	
SM 2540C-2015	Total Dissolved Solids	3020	mg/L	50.0	12/06/24 12:06	
SM 2320B-2011	Alkalinity,Bicarbonate (CaCO3)	132	mg/L	5.0	12/06/24 22:40	
SM 2320B-2011	Alkalinity, Total as CaCO3	132	mg/L	5.0	12/06/24 22:40	
EPA 300.0 Rev 2.1 1993	Chloride	831	mg/L	15.0	12/06/24 16:04	
EPA 300.0 Rev 2.1 1993	Fluoride	0.29	mg/L	0.10	12/06/24 04:39	
EPA 300.0 Rev 2.1 1993	Sulfate	571	mg/L	15.0	12/06/24 16:04	
92767550005	**BOW-PT-05**					
EPA 6010D	Iron	0.26	mg/L	0.040	12/06/24 02:58	
EPA 6010D	Manganese	0.51	mg/L	0.040	12/06/24 02:58	
EPA 6010D	Potassium	5.2	mg/L	0.50	12/06/24 02:58	
EPA 6010D	Sodium	35.4	mg/L	1.0	12/06/24 02:58	
EPA 6010D	Magnesium	136	mg/L	0.050	12/06/24 02:58	
EPA 6010D	Calcium	592	mg/L	5.0	12/06/24 13:01	
EPA 6020B	Arsenic	0.016	mg/L	0.0050	12/06/24 15:46	
EPA 6020B	Barium	0.16	mg/L	0.0050	12/06/24 15:46	
EPA 6020B	Boron	11.7	mg/L	2.0	12/07/24 13:43	
EPA 6020B	Cobalt	0.0016J	mg/L	0.0050	12/06/24 15:46	
EPA 6020B	Lithium	0.0021J	mg/L	0.030	12/06/24 15:46	
EPA 6020B	Molybdenum	0.016	mg/L	0.010	12/06/24 15:46	

This report shall not be reproduced, except in full,
without the written consent of Pace Analytical Services, LLC.

Pace Analytical Services, LLC
9800 Kincey Ave. Suite 100
Huntersville, NC 28078
(704)875-9092

SUMMARY OF DETECTION

Project: Bowen AP-1 (CA)
Pace Project No.: 92767550

Lab Sample ID Method	Client Sample ID Parameters	Result	Units	Report Limit	Analyzed	Qualifiers
92767550005	**BOW-PT-05**					
SM 2540C-2015	Total Dissolved Solids	2420	mg/L	50.0	12/06/24 12:06	
SM 2320B-2011	Alkalinity,Bicarbonate (CaCO3)	123	mg/L	5.0	12/06/24 22:48	
SM 2320B-2011	Alkalinity, Total as CaCO3	123	mg/L	5.0	12/06/24 22:48	
EPA 300.0 Rev 2.1 1993	Chloride	741	mg/L	15.0	12/06/24 16:19	
EPA 300.0 Rev 2.1 1993	Fluoride	0.12	mg/L	0.10	12/06/24 04:54	
EPA 300.0 Rev 2.1 1993	Sulfate	511	mg/L	15.0	12/06/24 16:19	
92767550006	**BOW-PT-06**					
EPA 6010D	Manganese	0.94	mg/L	0.040	12/06/24 03:03	
EPA 6010D	Potassium	10.7	mg/L	0.50	12/06/24 03:03	
EPA 6010D	Sodium	36.7	mg/L	1.0	12/06/24 03:03	
EPA 6010D	Magnesium	136	mg/L	0.050	12/06/24 03:03	
EPA 6010D	Calcium	732	mg/L	5.0	12/06/24 13:06	
EPA 6020B	Arsenic	0.017	mg/L	0.0050	12/06/24 16:35	
EPA 6020B	Barium	0.10	mg/L	0.0050	12/06/24 16:35	
EPA 6020B	Boron	14.8	mg/L	2.0	12/07/24 13:47	
EPA 6020B	Cobalt	0.0012J	mg/L	0.0050	12/06/24 16:35	
EPA 6020B	Lithium	0.0079J	mg/L	0.030	12/06/24 16:35	
EPA 6020B	Molybdenum	0.0074J	mg/L	0.010	12/06/24 16:35	
EPA 6020B	Selenium	0.0011J	mg/L	0.0050	12/06/24 16:35	
EPA 6020B	Thallium	0.0026	mg/L	0.0010	12/06/24 16:35	
SM 2540C-2015	Total Dissolved Solids	2870	mg/L	50.0	12/06/24 12:06	
SM 2320B-2011	Alkalinity,Bicarbonate (CaCO3)	112	mg/L	5.0	12/06/24 22:57	
SM 2320B-2011	Alkalinity, Total as CaCO3	112	mg/L	5.0	12/06/24 22:57	
EPA 300.0 Rev 2.1 1993	Chloride	888	mg/L	15.0	12/06/24 16:33	
EPA 300.0 Rev 2.1 1993	Fluoride	0.12	mg/L	0.10	12/06/24 05:08	
EPA 300.0 Rev 2.1 1993	Sulfate	588	mg/L	15.0	12/06/24 16:33	
92767550007	**BOW-BGWC-22**					
EPA 6010D	Calcium	658	mg/L	5.0	12/06/24 03:13	
EPA 6010D	Iron	0.067	mg/L	0.040	12/06/24 03:08	
EPA 6010D	Manganese	4.7	mg/L	0.040	12/06/24 03:08	
EPA 6010D	Potassium	14.3	mg/L	0.50	12/06/24 03:08	
EPA 6010D	Sodium	31.7	mg/L	1.0	12/06/24 03:08	
EPA 6010D	Magnesium	88.3	mg/L	0.050	12/06/24 03:08	
EPA 6020B	Antimony	0.0011J	mg/L	0.0030	12/06/24 16:39	
EPA 6020B	Arsenic	0.010	mg/L	0.0050	12/06/24 16:39	
EPA 6020B	Barium	0.056	mg/L	0.0050	12/06/24 16:39	
EPA 6020B	Beryllium	0.00011J	mg/L	0.00050	12/06/24 16:39	
EPA 6020B	Boron	14.3	mg/L	0.20	12/06/24 16:42	
EPA 6020B	Cadmium	0.0012	mg/L	0.00050	12/06/24 16:39	
EPA 6020B	Cobalt	0.017	mg/L	0.0050	12/06/24 16:39	
EPA 6020B	Lithium	0.018J	mg/L	0.030	12/06/24 16:39	
EPA 6020B	Molybdenum	0.038	mg/L	0.010	12/06/24 16:39	
EPA 6020B	Selenium	0.0015J	mg/L	0.0050	12/06/24 16:39	
EPA 6020B	Thallium	0.00092J	mg/L	0.0010	12/06/24 16:39	
SM 2540C-2015	Total Dissolved Solids	2760	mg/L	50.0	12/06/24 12:06	
SM 2320B-2011	Alkalinity,Bicarbonate (CaCO3)	121	mg/L	5.0	12/06/24 23:06	

This report shall not be reproduced, except in full,
without the written consent of Pace Analytical Services, LLC.

Pace Analytical Services, LLC
9800 Kincey Ave. Suite 100
Huntersville, NC 28078
(704)875-9092

SUMMARY OF DETECTION

Project: Bowen AP-1 (CA)
Pace Project No.: 92767550

Lab Sample ID Method	Client Sample ID Parameters	Result	Units	Report Limit	Analyzed	Qualifiers
92767550007	**BOW-BGWC-22**					
SM 2320B-2011	Alkalinity, Total as CaCO3	121	mg/L	5.0	12/06/24 23:06	
EPA 300.0 Rev 2.1 1993	Chloride	753	mg/L	15.0	12/06/24 16:48	M1
EPA 300.0 Rev 2.1 1993	Fluoride	0.25	mg/L	0.10	12/06/24 05:52	
EPA 300.0 Rev 2.1 1993	Sulfate	535	mg/L	15.0	12/06/24 16:48	M1
92767550008	**BOW-AP1-FB-01**					
EPA 6020B	Arsenic	0.0036J	mg/L	0.0050	12/06/24 16:46	B
SM 2540C-2015	Total Dissolved Solids	61.0	mg/L	25.0	12/06/24 12:07	
92767550009	**BOW-AP1-EB-01**					
EPA 6020B	Arsenic	0.0032J	mg/L	0.0050	12/06/24 16:50	B
EPA 6020B	Molybdenum	0.0016J	mg/L	0.010	12/06/24 16:50	
SM 2540C-2015	Total Dissolved Solids	25.0	mg/L	25.0	12/06/24 12:08	

This report shall not be reproduced, except in full,
without the written consent of Pace Analytical Services, LLC.

Pace Analytical Services, LLC
9800 Kincey Ave. Suite 100
Huntersville, NC 28078
(704)875-9092

ANALYTICAL RESULTS

Project: Bowen AP-1 (CA)
Pace Project No.: 92767550

Sample: BOW-PT-02 **Lab ID: 92767550001** Collected: 12/03/24 11:29 Received: 12/05/24 11:35 Matrix: Water

Parameters	Results	Units	Report Limit	MDL	DF	Prepared	Analyzed	CAS No.	Qual
6010D ATL ICP	Analytical Method: EPA 6010D Preparation Method: EPA 3010A								
	Pace Analytical Services - Peachtree Corners, GA								
Calcium	**727**	mg/L	5.0	0.61	5	12/05/24 17:27	12/06/24 12:32	7440-70-2	M1
Iron	**0.12**	mg/L	0.040	0.025	1	12/05/24 17:27	12/06/24 02:12	7439-89-6	
Manganese	**4.2**	mg/L	0.040	0.011	1	12/05/24 17:27	12/06/24 02:12	7439-96-5	M1
Potassium	**15.6**	mg/L	0.50	0.15	1	12/05/24 17:27	12/06/24 02:12	7440-09-7	M1
Sodium	**39.5**	mg/L	1.0	0.58	1	12/05/24 17:27	12/06/24 02:12	7440-23-5	M1
Magnesium	**101**	mg/L	0.050	0.012	1	12/05/24 17:27	12/06/24 02:12	7439-95-4	M1
6020 MET ICPMS	Analytical Method: EPA 6020B Preparation Method: EPA 3005A								
	Pace Analytical Services - Peachtree Corners, GA								
Antimony	ND	mg/L	0.0030	0.00054	1	12/05/24 17:00	12/06/24 15:20	7440-36-0	
Arsenic	**0.0063**	mg/L	0.0050	0.00084	1	12/05/24 17:00	12/06/24 15:20	7440-38-2	B
Barium	**0.060**	mg/L	0.0050	0.00047	1	12/05/24 17:00	12/06/24 15:20	7440-39-3	
Beryllium	ND	mg/L	0.00050	0.000094	1	12/05/24 17:00	12/06/24 15:20	7440-41-7	
Boron	**15.9**	mg/L	2.0	0.60	50	12/05/24 17:00	12/07/24 13:19	7440-42-8	
Cadmium	**0.00034J**	mg/L	0.00050	0.00010	1	12/05/24 17:00	12/06/24 15:20	7440-43-9	
Chromium	ND	mg/L	0.0050	0.0019	1	12/05/24 17:00	12/06/24 15:20	7440-47-3	
Cobalt	**0.0076**	mg/L	0.0050	0.00032	1	12/05/24 17:00	12/06/24 15:20	7440-48-4	
Lead	ND	mg/L	0.0010	0.00016	1	12/05/24 17:00	12/06/24 15:20	7439-92-1	
Lithium	**0.015J**	mg/L	0.030	0.0016	1	12/05/24 17:00	12/06/24 15:20	7439-93-2	
Molybdenum	**0.055**	mg/L	0.010	0.00062	1	12/05/24 17:00	12/06/24 15:20	7439-98-7	
Selenium	ND	mg/L	0.0050	0.00096	1	12/05/24 17:00	12/06/24 15:20	7782-49-2	
Thallium	**0.00099J**	mg/L	0.0010	0.00038	1	12/05/24 17:00	12/06/24 15:20	7440-28-0	
7470 Mercury	Analytical Method: EPA 7470A Preparation Method: EPA 7470A								
	Pace Analytical Services - Peachtree Corners, GA								
Mercury	ND	mg/L	0.00020	0.00013	1	12/09/24 09:00	12/09/24 12:45	7439-97-6	
2540C Total Dissolved Solids	Analytical Method: SM 2540C-2015								
	Pace Analytical Services - Peachtree Corners, GA								
Total Dissolved Solids	**3140**	mg/L	50.0	50.0	1		12/09/24 18:09		
2320B Alkalinity	Analytical Method: SM 2320B-2011								
	Pace Analytical Services - Asheville								
Alkalinity,Bicarbonate (CaCO3)	**133**	mg/L	5.0	5.0	1		12/06/24 22:11		
Alkalinity,Carbonate (CaCO3)	ND	mg/L	5.0	5.0	1		12/06/24 22:11		
Alkalinity, Total as CaCO3	**133**	mg/L	5.0	5.0	1		12/06/24 22:11		
4500S2D Sulfide Water	Analytical Method: SM 4500-S2D-2011								
	Pace Analytical Services - Asheville								
Sulfide	ND	mg/L	0.10	0.022	1		12/07/24 03:50	18496-25-8	
300.0 IC Anions 28 Days	Analytical Method: EPA 300.0 Rev 2.1 1993								
	Pace Analytical Services - Asheville								
Chloride	**797**	mg/L	15.0	9.0	15		12/06/24 15:20	16887-00-6	

This report shall not be reproduced, except in full,
without the written consent of Pace Analytical Services, LLC.

Pace Analytical Services, LLC
9800 Kincey Ave. Suite 100
Huntersville, NC 28078
(704)875-9092

ANALYTICAL RESULTS

Project: Bowen AP-1 (CA)
Pace Project No.: 92767550

Sample: BOW-PT-02 **Lab ID: 92767550001** Collected: 12/03/24 11:29 Received: 12/05/24 11:35 Matrix: Water

Parameters	Results	Units	Report Limit	MDL	DF	Prepared	Analyzed	CAS No.	Qual
300.0 IC Anions 28 Days	Analytical Method: EPA 300.0 Rev 2.1 1993 Pace Analytical Services - Asheville								
Fluoride	**0.27**	mg/L	0.10	0.050	1		12/06/24 03:56	16984-48-8	
Sulfate	**541**	mg/L	15.0	7.5	15		12/06/24 15:20	14808-79-8	

This report shall not be reproduced, except in full,
without the written consent of Pace Analytical Services, LLC.

Pace Analytical Services, LLC
9800 Kincey Ave. Suite 100
Huntersville, NC 28078
(704)875-9092

ANALYTICAL RESULTS

Project: Bowen AP-1 (CA)
Pace Project No.: 92767550

Sample: BOW-PT-04 **Lab ID: 92767550002** Collected: 12/03/24 13:33 Received: 12/05/24 11:35 Matrix: Water

Parameters	Results	Units	Report Limit	MDL	DF	Prepared	Analyzed	CAS No.	Qual
6010D ATL ICP	Analytical Method: EPA 6010D Preparation Method: EPA 3010A								
	Pace Analytical Services - Peachtree Corners, GA								
Iron	**0.32**	mg/L	0.040	0.025	1	12/05/24 17:27	12/06/24 02:42	7439-89-6	
Manganese	**3.3**	mg/L	0.040	0.011	1	12/05/24 17:27	12/06/24 02:42	7439-96-5	
Potassium	**13.5**	mg/L	0.50	0.15	1	12/05/24 17:27	12/06/24 02:42	7440-09-7	
Sodium	**44.7**	mg/L	1.0	0.58	1	12/05/24 17:27	12/06/24 02:42	7440-23-5	
Magnesium	**104**	mg/L	0.050	0.012	1	12/05/24 17:27	12/06/24 02:42	7439-95-4	
Calcium	**659**	mg/L	5.0	0.61	5	12/05/24 17:27	12/06/24 12:46	7440-70-2	
6020 MET ICPMS	Analytical Method: EPA 6020B Preparation Method: EPA 3005A								
	Pace Analytical Services - Peachtree Corners, GA								
Antimony	ND	mg/L	0.0030	0.00054	1	12/05/24 17:00	12/06/24 15:24	7440-36-0	
Arsenic	**0.0087**	mg/L	0.0050	0.00084	1	12/05/24 17:00	12/06/24 15:24	7440-38-2	
Barium	**0.11**	mg/L	0.0050	0.00047	1	12/05/24 17:00	12/06/24 15:24	7440-39-3	
Beryllium	ND	mg/L	0.00050	0.000094	1	12/05/24 17:00	12/06/24 15:24	7440-41-7	
Boron	**15.4**	mg/L	2.0	0.60	50	12/05/24 17:00	12/07/24 13:23	7440-42-8	
Cadmium	ND	mg/L	0.00050	0.00010	1	12/05/24 17:00	12/06/24 15:24	7440-43-9	
Chromium	ND	mg/L	0.0050	0.0019	1	12/05/24 17:00	12/06/24 15:24	7440-47-3	
Cobalt	**0.0072**	mg/L	0.0050	0.00032	1	12/05/24 17:00	12/06/24 15:24	7440-48-4	
Lead	ND	mg/L	0.0010	0.00016	1	12/05/24 17:00	12/06/24 15:24	7439-92-1	
Lithium	**0.0082J**	mg/L	0.030	0.0016	1	12/05/24 17:00	12/06/24 15:24	7439-93-2	
Molybdenum	**0.035**	mg/L	0.010	0.00062	1	12/05/24 17:00	12/06/24 15:24	7439-98-7	
Selenium	**0.0012J**	mg/L	0.0050	0.00096	1	12/05/24 17:00	12/06/24 15:24	7782-49-2	
Thallium	ND	mg/L	0.0010	0.00038	1	12/05/24 17:00	12/06/24 15:24	7440-28-0	
7470 Mercury	Analytical Method: EPA 7470A Preparation Method: EPA 7470A								
	Pace Analytical Services - Peachtree Corners, GA								
Mercury	ND	mg/L	0.00020	0.00013	1	12/09/24 09:00	12/09/24 12:48	7439-97-6	
2540C Total Dissolved Solids	Analytical Method: SM 2540C-2015								
	Pace Analytical Services - Peachtree Corners, GA								
Total Dissolved Solids	**2440**	mg/L	50.0	50.0	1		12/06/24 12:05		
2320B Alkalinity	Analytical Method: SM 2320B-2011								
	Pace Analytical Services - Asheville								
Alkalinity,Bicarbonate (CaCO3)	**130**	mg/L	5.0	5.0	1		12/06/24 22:21		
Alkalinity,Carbonate (CaCO3)	ND	mg/L	5.0	5.0	1		12/06/24 22:21		
Alkalinity, Total as CaCO3	**130**	mg/L	5.0	5.0	1		12/06/24 22:21		
4500S2D Sulfide Water	Analytical Method: SM 4500-S2D-2011								
	Pace Analytical Services - Asheville								
Sulfide	ND	mg/L	0.10	0.022	1		12/07/24 03:50	18496-25-8	
300.0 IC Anions 28 Days	Analytical Method: EPA 300.0 Rev 2.1 1993								
	Pace Analytical Services - Asheville								
Chloride	**761**	mg/L	15.0	9.0	15		12/06/24 15:35	16887-00-6	

This report shall not be reproduced, except in full,
without the written consent of Pace Analytical Services, LLC.

Pace Analytical Services, LLC
9800 Kincey Ave. Suite 100
Huntersville, NC 28078
(704)875-9092

ANALYTICAL RESULTS

Project: Bowen AP-1 (CA)
Pace Project No.: 92767550

Sample: BOW-PT-04 **Lab ID: 92767550002** Collected: 12/03/24 13:33 Received: 12/05/24 11:35 Matrix: Water

Parameters	Results	Units	Report Limit	MDL	DF	Prepared	Analyzed	CAS No.	Qual
300.0 IC Anions 28 Days	Analytical Method: EPA 300.0 Rev 2.1 1993 Pace Analytical Services - Asheville								
Fluoride	**0.18**	mg/L	0.10	0.050	1		12/06/24 04:11	16984-48-8	
Sulfate	**527**	mg/L	15.0	7.5	15		12/06/24 15:35	14808-79-8	

This report shall not be reproduced, except in full,
without the written consent of Pace Analytical Services, LLC.

Pace Analytical Services, LLC
9800 Kincey Ave. Suite 100
Huntersville, NC 28078
(704)875-9092

ANALYTICAL RESULTS

Project: Bowen AP-1 (CA)
Pace Project No.: 92767550

Sample: BOW-INW-01 **Lab ID: 92767550003** Collected: 12/03/24 11:18 Received: 12/05/24 11:35 Matrix: Water

Parameters	Results	Units	Report Limit	MDL	DF	Prepared	Analyzed	CAS No.	Qual
6010D ATL ICP	Analytical Method: EPA 6010D Preparation Method: EPA 3010A								
	Pace Analytical Services - Peachtree Corners, GA								
Iron	**2.1**	mg/L	0.040	0.025	1	12/05/24 17:27	12/06/24 02:48	7439-89-6	
Manganese	**5.2**	mg/L	0.040	0.011	1	12/05/24 17:27	12/06/24 02:48	7439-96-5	
Potassium	**19.7**	mg/L	0.50	0.15	1	12/05/24 17:27	12/06/24 02:48	7440-09-7	
Sodium	**54.5**	mg/L	1.0	0.58	1	12/05/24 17:27	12/06/24 02:48	7440-23-5	
Magnesium	**100**	mg/L	0.050	0.012	1	12/05/24 17:27	12/06/24 02:48	7439-95-4	
Calcium	**717**	mg/L	5.0	0.61	5	12/05/24 17:27	12/06/24 12:51	7440-70-2	
6020 MET ICPMS	Analytical Method: EPA 6020B Preparation Method: EPA 3005A								
	Pace Analytical Services - Peachtree Corners, GA								
Antimony	ND	mg/L	0.0030	0.00054	1	12/05/24 17:00	12/06/24 15:39	7440-36-0	
Arsenic	**0.0092**	mg/L	0.0050	0.00084	1	12/05/24 17:00	12/06/24 15:39	7440-38-2	
Barium	**0.085**	mg/L	0.0050	0.00047	1	12/05/24 17:00	12/06/24 15:39	7440-39-3	
Beryllium	ND	mg/L	0.00050	0.000094	1	12/05/24 17:00	12/06/24 15:39	7440-41-7	
Boron	**16.8**	mg/L	2.0	0.60	50	12/05/24 17:00	12/07/24 13:35	7440-42-8	
Cadmium	ND	mg/L	0.00050	0.00010	1	12/05/24 17:00	12/06/24 15:39	7440-43-9	
Chromium	ND	mg/L	0.0050	0.0019	1	12/05/24 17:00	12/06/24 15:39	7440-47-3	
Cobalt	**0.011**	mg/L	0.0050	0.00032	1	12/05/24 17:00	12/06/24 15:39	7440-48-4	
Lead	ND	mg/L	0.0010	0.00016	1	12/05/24 17:00	12/06/24 15:39	7439-92-1	
Lithium	**0.0085J**	mg/L	0.030	0.0016	1	12/05/24 17:00	12/06/24 15:39	7439-93-2	
Molybdenum	**0.063**	mg/L	0.010	0.00062	1	12/05/24 17:00	12/06/24 15:39	7439-98-7	
Selenium	ND	mg/L	0.0050	0.00096	1	12/05/24 17:00	12/06/24 15:39	7782-49-2	
Thallium	ND	mg/L	0.0010	0.00038	1	12/05/24 17:00	12/06/24 15:39	7440-28-0	
7470 Mercury	Analytical Method: EPA 7470A Preparation Method: EPA 7470A								
	Pace Analytical Services - Peachtree Corners, GA								
Mercury	ND	mg/L	0.00020	0.00013	1	12/09/24 09:00	12/09/24 12:56	7439-97-6	
2540C Total Dissolved Solids	Analytical Method: SM 2540C-2015								
	Pace Analytical Services - Peachtree Corners, GA								
Total Dissolved Solids	**2830**	mg/L	50.0	50.0	1		12/06/24 12:05		
2320B Alkalinity	Analytical Method: SM 2320B-2011								
	Pace Analytical Services - Asheville								
Alkalinity,Bicarbonate (CaCO3)	**128**	mg/L	5.0	5.0	1		12/06/24 22:30		
Alkalinity,Carbonate (CaCO3)	ND	mg/L	5.0	5.0	1		12/06/24 22:30		
Alkalinity, Total as CaCO3	**128**	mg/L	5.0	5.0	1		12/06/24 22:30		
4500S2D Sulfide Water	Analytical Method: SM 4500-S2D-2011								
	Pace Analytical Services - Asheville								
Sulfide	ND	mg/L	0.10	0.022	1		12/07/24 03:51	18496-25-8	
300.0 IC Anions 28 Days	Analytical Method: EPA 300.0 Rev 2.1 1993								
	Pace Analytical Services - Asheville								
Chloride	**830**	mg/L	15.0	9.0	15		12/06/24 15:49	16887-00-6	

This report shall not be reproduced, except in full,
without the written consent of Pace Analytical Services, LLC.

Pace Analytical Services, LLC
9800 Kincey Ave. Suite 100
Huntersville, NC 28078
(704)875-9092

ANALYTICAL RESULTS

Project: Bowen AP-1 (CA)
Pace Project No.: 92767550

Sample: BOW-INW-01 **Lab ID: 92767550003** Collected: 12/03/24 11:18 Received: 12/05/24 11:35 Matrix: Water

Parameters	Results	Units	Report Limit	MDL	DF	Prepared	Analyzed	CAS No.	Qual
300.0 IC Anions 28 Days	Analytical Method: EPA 300.0 Rev 2.1 1993 Pace Analytical Services - Asheville								
Fluoride	**0.29**	mg/L	0.10	0.050	1		12/06/24 04:25	16984-48-8	
Sulfate	**572**	mg/L	15.0	7.5	15		12/06/24 15:49	14808-79-8	

This report shall not be reproduced, except in full,
without the written consent of Pace Analytical Services, LLC.

Pace Analytical Services, LLC
9800 Kincey Ave. Suite 100
Huntersville, NC 28078
(704)875-9092

ANALYTICAL RESULTS

Project: Bowen AP-1 (CA)
Pace Project No.: 92767550

Sample: BOW-AP1-FD-01 **Lab ID: 92767550004** Collected: 12/03/24 00:00 Received: 12/05/24 11:35 Matrix: Water

Parameters	Results	Units	Report Limit	MDL	DF	Prepared	Analyzed	CAS No.	Qual
6010D ATL ICP	Analytical Method: EPA 6010D Preparation Method: EPA 3010A								
	Pace Analytical Services - Peachtree Corners, GA								
Iron	**2.1**	mg/L	0.040	0.025	1	12/05/24 17:27	12/06/24 02:53	7439-89-6	
Manganese	**5.1**	mg/L	0.040	0.011	1	12/05/24 17:27	12/06/24 02:53	7439-96-5	
Potassium	**19.7**	mg/L	0.50	0.15	1	12/05/24 17:27	12/06/24 02:53	7440-09-7	
Sodium	**54.6**	mg/L	1.0	0.58	1	12/05/24 17:27	12/06/24 02:53	7440-23-5	
Magnesium	**99.7**	mg/L	0.050	0.012	1	12/05/24 17:27	12/06/24 02:53	7439-95-4	
Calcium	**712**	mg/L	5.0	0.61	5	12/05/24 17:27	12/06/24 12:56	7440-70-2	
6020 MET ICPMS	Analytical Method: EPA 6020B Preparation Method: EPA 3005A								
	Pace Analytical Services - Peachtree Corners, GA								
Antimony	ND	mg/L	0.0030	0.00054	1	12/05/24 17:00	12/06/24 15:43	7440-36-0	
Arsenic	**0.0096**	mg/L	0.0050	0.00084	1	12/05/24 17:00	12/06/24 15:43	7440-38-2	
Barium	**0.083**	mg/L	0.0050	0.00047	1	12/05/24 17:00	12/06/24 15:43	7440-39-3	
Beryllium	ND	mg/L	0.00050	0.000094	1	12/05/24 17:00	12/06/24 15:43	7440-41-7	
Boron	**16.1**	mg/L	2.0	0.60	50	12/05/24 17:00	12/07/24 13:39	7440-42-8	
Cadmium	ND	mg/L	0.00050	0.00010	1	12/05/24 17:00	12/06/24 15:43	7440-43-9	
Chromium	ND	mg/L	0.0050	0.0019	1	12/05/24 17:00	12/06/24 15:43	7440-47-3	
Cobalt	**0.011**	mg/L	0.0050	0.00032	1	12/05/24 17:00	12/06/24 15:43	7440-48-4	
Lead	ND	mg/L	0.0010	0.00016	1	12/05/24 17:00	12/06/24 15:43	7439-92-1	
Lithium	**0.0081J**	mg/L	0.030	0.0016	1	12/05/24 17:00	12/06/24 15:43	7439-93-2	
Molybdenum	**0.062**	mg/L	0.010	0.00062	1	12/05/24 17:00	12/06/24 15:43	7439-98-7	
Selenium	**0.0012J**	mg/L	0.0050	0.00096	1	12/05/24 17:00	12/06/24 15:43	7782-49-2	
Thallium	ND	mg/L	0.0010	0.00038	1	12/05/24 17:00	12/06/24 15:43	7440-28-0	
7470 Mercury	Analytical Method: EPA 7470A Preparation Method: EPA 7470A								
	Pace Analytical Services - Peachtree Corners, GA								
Mercury	ND	mg/L	0.00020	0.00013	1	12/09/24 09:00	12/09/24 12:58	7439-97-6	
2540C Total Dissolved Solids	Analytical Method: SM 2540C-2015								
	Pace Analytical Services - Peachtree Corners, GA								
Total Dissolved Solids	**3020**	mg/L	50.0	50.0	1		12/06/24 12:06		
2320B Alkalinity	Analytical Method: SM 2320B-2011								
	Pace Analytical Services - Asheville								
Alkalinity,Bicarbonate (CaCO3)	**132**	mg/L	5.0	5.0	1		12/06/24 22:40		
Alkalinity,Carbonate (CaCO3)	ND	mg/L	5.0	5.0	1		12/06/24 22:40		
Alkalinity, Total as CaCO3	**132**	mg/L	5.0	5.0	1		12/06/24 22:40		
4500S2D Sulfide Water	Analytical Method: SM 4500-S2D-2011								
	Pace Analytical Services - Asheville								
Sulfide	ND	mg/L	0.10	0.022	1		12/07/24 03:51	18496-25-8	
300.0 IC Anions 28 Days	Analytical Method: EPA 300.0 Rev 2.1 1993								
	Pace Analytical Services - Asheville								
Chloride	**831**	mg/L	15.0	9.0	15		12/06/24 16:04	16887-00-6	

This report shall not be reproduced, except in full,
without the written consent of Pace Analytical Services, LLC.

Pace Analytical Services, LLC
9800 Kincey Ave. Suite 100
Huntersville, NC 28078
(704)875-9092

ANALYTICAL RESULTS

Project: Bowen AP-1 (CA)
Pace Project No.: 92767550

Sample: BOW-AP1-FD-01 **Lab ID: 92767550004** Collected: 12/03/24 00:00 Received: 12/05/24 11:35 Matrix: Water

Parameters	Results	Units	Report Limit	MDL	DF	Prepared	Analyzed	CAS No.	Qual
300.0 IC Anions 28 Days	Analytical Method: EPA 300.0 Rev 2.1 1993 Pace Analytical Services - Asheville								
Fluoride	**0.29**	mg/L	0.10	0.050	1		12/06/24 04:39	16984-48-8	
Sulfate	**571**	mg/L	15.0	7.5	15		12/06/24 16:04	14808-79-8	

This report shall not be reproduced, except in full,
without the written consent of Pace Analytical Services, LLC.

Pace Analytical Services, LLC
9800 Kincey Ave. Suite 100
Huntersville, NC 28078
(704)875-9092

ANALYTICAL RESULTS

Project: Bowen AP-1 (CA)
Pace Project No.: 92767550

Sample: BOW-PT-05 **Lab ID: 92767550005** Collected: 12/04/24 13:21 Received: 12/05/24 11:35 Matrix: Water

Parameters	Results	Units	Report Limit	MDL	DF	Prepared	Analyzed	CAS No.	Qual
6010D ATL ICP	Analytical Method: EPA 6010D Preparation Method: EPA 3010A								
	Pace Analytical Services - Peachtree Corners, GA								
Iron	**0.26**	mg/L	0.040	0.025	1	12/05/24 17:27	12/06/24 02:58	7439-89-6	
Manganese	**0.51**	mg/L	0.040	0.011	1	12/05/24 17:27	12/06/24 02:58	7439-96-5	
Potassium	**5.2**	mg/L	0.50	0.15	1	12/05/24 17:27	12/06/24 02:58	7440-09-7	
Sodium	**35.4**	mg/L	1.0	0.58	1	12/05/24 17:27	12/06/24 02:58	7440-23-5	
Magnesium	**136**	mg/L	0.050	0.012	1	12/05/24 17:27	12/06/24 02:58	7439-95-4	
Calcium	**592**	mg/L	5.0	0.61	5	12/05/24 17:27	12/06/24 13:01	7440-70-2	
6020 MET ICPMS	Analytical Method: EPA 6020B Preparation Method: EPA 3005A								
	Pace Analytical Services - Peachtree Corners, GA								
Antimony	ND	mg/L	0.0030	0.00054	1	12/05/24 17:00	12/06/24 15:46	7440-36-0	
Arsenic	**0.016**	mg/L	0.0050	0.00084	1	12/05/24 17:00	12/06/24 15:46	7440-38-2	
Barium	**0.16**	mg/L	0.0050	0.00047	1	12/05/24 17:00	12/06/24 15:46	7440-39-3	
Beryllium	ND	mg/L	0.00050	0.000094	1	12/05/24 17:00	12/06/24 15:46	7440-41-7	
Boron	**11.7**	mg/L	2.0	0.60	50	12/05/24 17:00	12/07/24 13:43	7440-42-8	
Cadmium	ND	mg/L	0.00050	0.00010	1	12/05/24 17:00	12/06/24 15:46	7440-43-9	
Chromium	ND	mg/L	0.0050	0.0019	1	12/05/24 17:00	12/06/24 15:46	7440-47-3	
Cobalt	**0.0016J**	mg/L	0.0050	0.00032	1	12/05/24 17:00	12/06/24 15:46	7440-48-4	
Lead	ND	mg/L	0.0010	0.00016	1	12/05/24 17:00	12/06/24 15:46	7439-92-1	
Lithium	**0.0021J**	mg/L	0.030	0.0016	1	12/05/24 17:00	12/06/24 15:46	7439-93-2	
Molybdenum	**0.016**	mg/L	0.010	0.00062	1	12/05/24 17:00	12/06/24 15:46	7439-98-7	
Selenium	ND	mg/L	0.0050	0.00096	1	12/05/24 17:00	12/06/24 15:46	7782-49-2	
Thallium	ND	mg/L	0.0010	0.00038	1	12/05/24 17:00	12/06/24 15:46	7440-28-0	
7470 Mercury	Analytical Method: EPA 7470A Preparation Method: EPA 7470A								
	Pace Analytical Services - Peachtree Corners, GA								
Mercury	ND	mg/L	0.00020	0.00013	1	12/09/24 09:00	12/09/24 13:01	7439-97-6	
2540C Total Dissolved Solids	Analytical Method: SM 2540C-2015								
	Pace Analytical Services - Peachtree Corners, GA								
Total Dissolved Solids	**2420**	mg/L	50.0	50.0	1		12/06/24 12:06		
2320B Alkalinity	Analytical Method: SM 2320B-2011								
	Pace Analytical Services - Asheville								
Alkalinity,Bicarbonate (CaCO3)	**123**	mg/L	5.0	5.0	1		12/06/24 22:48		
Alkalinity,Carbonate (CaCO3)	ND	mg/L	5.0	5.0	1		12/06/24 22:48		
Alkalinity, Total as CaCO3	**123**	mg/L	5.0	5.0	1		12/06/24 22:48		
4500S2D Sulfide Water	Analytical Method: SM 4500-S2D-2011								
	Pace Analytical Services - Asheville								
Sulfide	ND	mg/L	0.10	0.022	1		12/07/24 03:51	18496-25-8	
300.0 IC Anions 28 Days	Analytical Method: EPA 300.0 Rev 2.1 1993								
	Pace Analytical Services - Asheville								
Chloride	**741**	mg/L	15.0	9.0	15		12/06/24 16:19	16887-00-6	

This report shall not be reproduced, except in full,
without the written consent of Pace Analytical Services, LLC.

Pace Analytical Services, LLC
9800 Kincey Ave. Suite 100
Huntersville, NC 28078
(704)875-9092

ANALYTICAL RESULTS

Project: Bowen AP-1 (CA)
Pace Project No.: 92767550

Sample: BOW-PT-05 **Lab ID: 92767550005** Collected: 12/04/24 13:21 Received: 12/05/24 11:35 Matrix: Water

Parameters	Results	Units	Report Limit	MDL	DF	Prepared	Analyzed	CAS No.	Qual
300.0 IC Anions 28 Days	Analytical Method: EPA 300.0 Rev 2.1 1993 Pace Analytical Services - Asheville								
Fluoride	**0.12**	mg/L	0.10	0.050	1		12/06/24 04:54	16984-48-8	
Sulfate	**511**	mg/L	15.0	7.5	15		12/06/24 16:19	14808-79-8	

This report shall not be reproduced, except in full,
without the written consent of Pace Analytical Services, LLC.

Pace Analytical Services, LLC
9800 Kincey Ave. Suite 100
Huntersville, NC 28078
(704)875-9092

ANALYTICAL RESULTS

Project: Bowen AP-1 (CA)
Pace Project No.: 92767550

Sample: BOW-PT-06 **Lab ID: 92767550006** Collected: 12/04/24 14:44 Received: 12/05/24 11:35 Matrix: Water

Parameters	Results	Units	Report Limit	MDL	DF	Prepared	Analyzed	CAS No.	Qual
6010D ATL ICP	Analytical Method: EPA 6010D Preparation Method: EPA 3010A								
	Pace Analytical Services - Peachtree Corners, GA								
Iron	ND	mg/L	0.040	0.025	1	12/05/24 17:27	12/06/24 03:03	7439-89-6	
Manganese	**0.94**	mg/L	0.040	0.011	1	12/05/24 17:27	12/06/24 03:03	7439-96-5	
Potassium	**10.7**	mg/L	0.50	0.15	1	12/05/24 17:27	12/06/24 03:03	7440-09-7	
Sodium	**36.7**	mg/L	1.0	0.58	1	12/05/24 17:27	12/06/24 03:03	7440-23-5	
Magnesium	**136**	mg/L	0.050	0.012	1	12/05/24 17:27	12/06/24 03:03	7439-95-4	
Calcium	**732**	mg/L	5.0	0.61	5	12/05/24 17:27	12/06/24 13:06	7440-70-2	
6020 MET ICPMS	Analytical Method: EPA 6020B Preparation Method: EPA 3005A								
	Pace Analytical Services - Peachtree Corners, GA								
Antimony	ND	mg/L	0.0030	0.00054	1	12/05/24 17:00	12/06/24 16:35	7440-36-0	
Arsenic	**0.017**	mg/L	0.0050	0.00084	1	12/05/24 17:00	12/06/24 16:35	7440-38-2	
Barium	**0.10**	mg/L	0.0050	0.00047	1	12/05/24 17:00	12/06/24 16:35	7440-39-3	
Beryllium	ND	mg/L	0.00050	0.000094	1	12/05/24 17:00	12/06/24 16:35	7440-41-7	
Boron	**14.8**	mg/L	2.0	0.60	50	12/05/24 17:00	12/07/24 13:47	7440-42-8	
Cadmium	ND	mg/L	0.00050	0.00010	1	12/05/24 17:00	12/06/24 16:35	7440-43-9	
Chromium	ND	mg/L	0.0050	0.0019	1	12/05/24 17:00	12/06/24 16:35	7440-47-3	
Cobalt	**0.0012J**	mg/L	0.0050	0.00032	1	12/05/24 17:00	12/06/24 16:35	7440-48-4	
Lead	ND	mg/L	0.0010	0.00016	1	12/05/24 17:00	12/06/24 16:35	7439-92-1	
Lithium	**0.0079J**	mg/L	0.030	0.0016	1	12/05/24 17:00	12/06/24 16:35	7439-93-2	
Molybdenum	**0.0074J**	mg/L	0.010	0.00062	1	12/05/24 17:00	12/06/24 16:35	7439-98-7	
Selenium	**0.0011J**	mg/L	0.0050	0.00096	1	12/05/24 17:00	12/06/24 16:35	7782-49-2	
Thallium	**0.0026**	mg/L	0.0010	0.00038	1	12/05/24 17:00	12/06/24 16:35	7440-28-0	
7470 Mercury	Analytical Method: EPA 7470A Preparation Method: EPA 7470A								
	Pace Analytical Services - Peachtree Corners, GA								
Mercury	ND	mg/L	0.00020	0.00013	1	12/09/24 09:00	12/09/24 13:04	7439-97-6	
2540C Total Dissolved Solids	Analytical Method: SM 2540C-2015								
	Pace Analytical Services - Peachtree Corners, GA								
Total Dissolved Solids	**2870**	mg/L	50.0	50.0	1		12/06/24 12:06		
2320B Alkalinity	Analytical Method: SM 2320B-2011								
	Pace Analytical Services - Asheville								
Alkalinity,Bicarbonate (CaCO3)	**112**	mg/L	5.0	5.0	1		12/06/24 22:57		
Alkalinity,Carbonate (CaCO3)	ND	mg/L	5.0	5.0	1		12/06/24 22:57		
Alkalinity, Total as CaCO3	**112**	mg/L	5.0	5.0	1		12/06/24 22:57		
4500S2D Sulfide Water	Analytical Method: SM 4500-S2D-2011								
	Pace Analytical Services - Asheville								
Sulfide	ND	mg/L	0.10	0.022	1		12/07/24 03:52	18496-25-8	
300.0 IC Anions 28 Days	Analytical Method: EPA 300.0 Rev 2.1 1993								
	Pace Analytical Services - Asheville								
Chloride	**888**	mg/L	15.0	9.0	15		12/06/24 16:33	16887-00-6	

This report shall not be reproduced, except in full,
without the written consent of Pace Analytical Services, LLC.

Pace Analytical Services, LLC
9800 Kincey Ave. Suite 100
Huntersville, NC 28078
(704)875-9092

ANALYTICAL RESULTS

Project: Bowen AP-1 (CA)
Pace Project No.: 92767550

Sample: BOW-PT-06 **Lab ID: 92767550006** Collected: 12/04/24 14:44 Received: 12/05/24 11:35 Matrix: Water

Parameters	Results	Units	Report Limit	MDL	DF	Prepared	Analyzed	CAS No.	Qual
300.0 IC Anions 28 Days	Analytical Method: EPA 300.0 Rev 2.1 1993 Pace Analytical Services - Asheville								
Fluoride	**0.12**	mg/L	0.10	0.050	1		12/06/24 05:08	16984-48-8	
Sulfate	**588**	mg/L	15.0	7.5	15		12/06/24 16:33	14808-79-8	

This report shall not be reproduced, except in full,
without the written consent of Pace Analytical Services, LLC.

Pace Analytical Services, LLC
9800 Kincey Ave. Suite 100
Huntersville, NC 28078
(704)875-9092

ANALYTICAL RESULTS

Project: Bowen AP-1 (CA)
Pace Project No.: 92767550

Sample: BOW-BGWC-22 **Lab ID: 92767550007** Collected: 12/04/24 11:27 Received: 12/05/24 11:35 Matrix: Water

Parameters	Results	Units	Report Limit	MDL	DF	Prepared	Analyzed	CAS No.	Qual
6010D ATL ICP	Analytical Method: EPA 6010D Preparation Method: EPA 3010A Pace Analytical Services - Peachtree Corners, GA								
Calcium	**658**	mg/L	5.0	0.61	5	12/05/24 17:27	12/06/24 03:13	7440-70-2	
Iron	**0.067**	mg/L	0.040	0.025	1	12/05/24 17:27	12/06/24 03:08	7439-89-6	
Manganese	**4.7**	mg/L	0.040	0.011	1	12/05/24 17:27	12/06/24 03:08	7439-96-5	
Potassium	**14.3**	mg/L	0.50	0.15	1	12/05/24 17:27	12/06/24 03:08	7440-09-7	
Sodium	**31.7**	mg/L	1.0	0.58	1	12/05/24 17:27	12/06/24 03:08	7440-23-5	
Magnesium	**88.3**	mg/L	0.050	0.012	1	12/05/24 17:27	12/06/24 03:08	7439-95-4	
6020 MET ICPMS	Analytical Method: EPA 6020B Preparation Method: EPA 3005A Pace Analytical Services - Peachtree Corners, GA								
Antimony	**0.0011J**	mg/L	0.0030	0.00054	1	12/05/24 17:00	12/06/24 16:39	7440-36-0	
Arsenic	**0.010**	mg/L	0.0050	0.00084	1	12/05/24 17:00	12/06/24 16:39	7440-38-2	
Barium	**0.056**	mg/L	0.0050	0.00047	1	12/05/24 17:00	12/06/24 16:39	7440-39-3	
Beryllium	**0.00011J**	mg/L	0.00050	0.000094	1	12/05/24 17:00	12/06/24 16:39	7440-41-7	
Boron	**14.3**	mg/L	0.20	0.060	5	12/05/24 17:00	12/06/24 16:42	7440-42-8	
Cadmium	**0.0012**	mg/L	0.00050	0.00010	1	12/05/24 17:00	12/06/24 16:39	7440-43-9	
Chromium	ND	mg/L	0.0050	0.0019	1	12/05/24 17:00	12/06/24 16:39	7440-47-3	
Cobalt	**0.017**	mg/L	0.0050	0.00032	1	12/05/24 17:00	12/06/24 16:39	7440-48-4	
Lead	ND	mg/L	0.0010	0.00016	1	12/05/24 17:00	12/06/24 16:39	7439-92-1	
Lithium	**0.018J**	mg/L	0.030	0.0016	1	12/05/24 17:00	12/06/24 16:39	7439-93-2	
Molybdenum	**0.038**	mg/L	0.010	0.00062	1	12/05/24 17:00	12/06/24 16:39	7439-98-7	
Selenium	**0.0015J**	mg/L	0.0050	0.00096	1	12/05/24 17:00	12/06/24 16:39	7782-49-2	
Thallium	**0.00092J**	mg/L	0.0010	0.00038	1	12/05/24 17:00	12/06/24 16:39	7440-28-0	
7470 Mercury	Analytical Method: EPA 7470A Preparation Method: EPA 7470A Pace Analytical Services - Peachtree Corners, GA								
Mercury	ND	mg/L	0.00020	0.00013	1	12/09/24 09:00	12/09/24 13:06	7439-97-6	
2540C Total Dissolved Solids	Analytical Method: SM 2540C-2015 Pace Analytical Services - Peachtree Corners, GA								
Total Dissolved Solids	**2760**	mg/L	50.0	50.0	1		12/06/24 12:06		
2320B Alkalinity	Analytical Method: SM 2320B-2011 Pace Analytical Services - Asheville								
Alkalinity,Bicarbonate (CaCO3)	**121**	mg/L	5.0	5.0	1		12/06/24 23:06		
Alkalinity,Carbonate (CaCO3)	ND	mg/L	5.0	5.0	1		12/06/24 23:06		
Alkalinity, Total as CaCO3	**121**	mg/L	5.0	5.0	1		12/06/24 23:06		
4500S2D Sulfide Water	Analytical Method: SM 4500-S2D-2011 Pace Analytical Services - Asheville								
Sulfide	ND	mg/L	0.10	0.022	1		12/07/24 03:52	18496-25-8	
300.0 IC Anions 28 Days	Analytical Method: EPA 300.0 Rev 2.1 1993 Pace Analytical Services - Asheville								
Chloride	**753**	mg/L	15.0	9.0	15		12/06/24 16:48	16887-00-6	M1

This report shall not be reproduced, except in full,
without the written consent of Pace Analytical Services, LLC.

Pace Analytical Services, LLC
9800 Kincey Ave. Suite 100
Huntersville, NC 28078
(704)875-9092

ANALYTICAL RESULTS

Project: Bowen AP-1 (CA)
Pace Project No.: 92767550

Sample: BOW-BGWC-22 **Lab ID: 92767550007** Collected: 12/04/24 11:27 Received: 12/05/24 11:35 Matrix: Water

Parameters	Results	Units	Report Limit	MDL	DF	Prepared	Analyzed	CAS No.	Qual
300.0 IC Anions 28 Days	Analytical Method: EPA 300.0 Rev 2.1 1993 Pace Analytical Services - Asheville								
Fluoride	**0.25**	mg/L	0.10	0.050	1		12/06/24 05:52	16984-48-8	
Sulfate	**535**	mg/L	15.0	7.5	15		12/06/24 16:48	14808-79-8	M1

This report shall not be reproduced, except in full,
without the written consent of Pace Analytical Services, LLC.

Pace Analytical Services, LLC
9800 Kincey Ave. Suite 100
Huntersville, NC 28078
(704)875-9092

ANALYTICAL RESULTS

Project: Bowen AP-1 (CA)
Pace Project No.: 92767550

Sample: BOW-AP1-FB-01 **Lab ID: 92767550008** Collected: 12/04/24 14:58 Received: 12/05/24 11:35 Matrix: Water

Parameters	Results	Units	Report Limit	MDL	DF	Prepared	Analyzed	CAS No.	Qual
6010D ATL ICP	Analytical Method: EPA 6010D Preparation Method: EPA 3010A Pace Analytical Services - Peachtree Corners, GA								
Iron	ND	mg/L	0.040	0.025	1	12/05/24 17:27	12/06/24 03:28	7439-89-6	
Manganese	ND	mg/L	0.040	0.011	1	12/05/24 17:27	12/06/24 03:28	7439-96-5	
Potassium	ND	mg/L	0.50	0.15	1	12/05/24 17:27	12/06/24 03:28	7440-09-7	
Sodium	ND	mg/L	1.0	0.58	1	12/05/24 17:27	12/06/24 03:28	7440-23-5	
Calcium	ND	mg/L	1.0	0.12	1	12/05/24 17:27	12/06/24 03:28	7440-70-2	
Magnesium	ND	mg/L	0.050	0.012	1	12/05/24 17:27	12/06/24 03:28	7439-95-4	
6020 MET ICPMS	Analytical Method: EPA 6020B Preparation Method: EPA 3005A Pace Analytical Services - Peachtree Corners, GA								
Antimony	ND	mg/L	0.0030	0.00054	1	12/05/24 17:00	12/06/24 16:46	7440-36-0	
Arsenic	**0.0036J**	mg/L	0.0050	0.00084	1	12/05/24 17:00	12/06/24 16:46	7440-38-2	B
Barium	ND	mg/L	0.0050	0.00047	1	12/05/24 17:00	12/06/24 16:46	7440-39-3	
Beryllium	ND	mg/L	0.00050	0.000094	1	12/05/24 17:00	12/06/24 16:46	7440-41-7	
Boron	ND	mg/L	0.040	0.012	1	12/05/24 17:00	12/07/24 13:01	7440-42-8	
Cadmium	ND	mg/L	0.00050	0.00010	1	12/05/24 17:00	12/06/24 16:46	7440-43-9	
Chromium	ND	mg/L	0.0050	0.0019	1	12/05/24 17:00	12/06/24 16:46	7440-47-3	
Cobalt	ND	mg/L	0.0050	0.00032	1	12/05/24 17:00	12/06/24 16:46	7440-48-4	
Lead	ND	mg/L	0.0010	0.00016	1	12/05/24 17:00	12/06/24 16:46	7439-92-1	
Lithium	ND	mg/L	0.030	0.0016	1	12/05/24 17:00	12/06/24 16:46	7439-93-2	
Molybdenum	ND	mg/L	0.010	0.00062	1	12/05/24 17:00	12/06/24 16:46	7439-98-7	
Selenium	ND	mg/L	0.0050	0.00096	1	12/05/24 17:00	12/06/24 16:46	7782-49-2	
Thallium	ND	mg/L	0.0010	0.00038	1	12/05/24 17:00	12/06/24 16:46	7440-28-0	
7470 Mercury	Analytical Method: EPA 7470A Preparation Method: EPA 7470A Pace Analytical Services - Peachtree Corners, GA								
Mercury	ND	mg/L	0.00020	0.00013	1	12/09/24 09:00	12/09/24 13:09	7439-97-6	
2540C Total Dissolved Solids	Analytical Method: SM 2540C-2015 Pace Analytical Services - Peachtree Corners, GA								
Total Dissolved Solids	**61.0**	mg/L	25.0	25.0	1		12/06/24 12:07		
2320B Alkalinity	Analytical Method: SM 2320B-2011 Pace Analytical Services - Asheville								
Alkalinity,Bicarbonate (CaCO3)	ND	mg/L	5.0	5.0	1		12/06/24 23:15		
Alkalinity,Carbonate (CaCO3)	ND	mg/L	5.0	5.0	1		12/06/24 23:15		
Alkalinity, Total as CaCO3	ND	mg/L	5.0	5.0	1		12/06/24 23:15		
4500S2D Sulfide Water	Analytical Method: SM 4500-S2D-2011 Pace Analytical Services - Asheville								
Sulfide	ND	mg/L	0.10	0.022	1		12/07/24 03:54	18496-25-8	
300.0 IC Anions 28 Days	Analytical Method: EPA 300.0 Rev 2.1 1993 Pace Analytical Services - Asheville								
Chloride	ND	mg/L	1.0	0.60	1		12/06/24 00:48	16887-00-6	

This report shall not be reproduced, except in full,
without the written consent of Pace Analytical Services, LLC.

Pace Analytical Services, LLC
9800 Kincey Ave. Suite 100
Huntersville, NC 28078
(704)875-9092

ANALYTICAL RESULTS

Project: Bowen AP-1 (CA)
Pace Project No.: 92767550

Sample: BOW-AP1-FB-01 **Lab ID: 92767550008** Collected: 12/04/24 14:58 Received: 12/05/24 11:35 Matrix: Water

Parameters	Results	Units	Report Limit	MDL	DF	Prepared	Analyzed	CAS No.	Qual
300.0 IC Anions 28 Days	Analytical Method: EPA 300.0 Rev 2.1 1993 Pace Analytical Services - Asheville								
Fluoride	ND	mg/L	0.10	0.050	1		12/06/24 00:48	16984-48-8	
Sulfate	ND	mg/L	1.0	0.50	1		12/06/24 00:48	14808-79-8	

This report shall not be reproduced, except in full,
without the written consent of Pace Analytical Services, LLC.

Pace Analytical Services, LLC
9800 Kincey Ave. Suite 100
Huntersville, NC 28078
(704)875-9092

ANALYTICAL RESULTS

Project: Bowen AP-1 (CA)
Pace Project No.: 92767550

Sample: BOW-AP1-EB-01 **Lab ID: 92767550009** Collected: 12/04/24 15:05 Received: 12/05/24 11:35 Matrix: Water

Parameters	Results	Units	Report Limit	MDL	DF	Prepared	Analyzed	CAS No.	Qual
6010D ATL ICP	Analytical Method: EPA 6010D Preparation Method: EPA 3010A Pace Analytical Services - Peachtree Corners, GA								
Iron	ND	mg/L	0.040	0.025	1	12/05/24 17:27	12/06/24 03:33	7439-89-6	
Manganese	ND	mg/L	0.040	0.011	1	12/05/24 17:27	12/06/24 03:33	7439-96-5	
Potassium	ND	mg/L	0.50	0.15	1	12/05/24 17:27	12/06/24 03:33	7440-09-7	
Sodium	ND	mg/L	1.0	0.58	1	12/05/24 17:27	12/06/24 03:33	7440-23-5	
Calcium	ND	mg/L	1.0	0.12	1	12/05/24 17:27	12/06/24 03:33	7440-70-2	
Magnesium	ND	mg/L	0.050	0.012	1	12/05/24 17:27	12/06/24 03:33	7439-95-4	
6020 MET ICPMS	Analytical Method: EPA 6020B Preparation Method: EPA 3005A Pace Analytical Services - Peachtree Corners, GA								
Antimony	ND	mg/L	0.0030	0.00054	1	12/05/24 17:00	12/06/24 16:50	7440-36-0	
Arsenic	**0.0032J**	mg/L	0.0050	0.00084	1	12/05/24 17:00	12/06/24 16:50	7440-38-2	B
Barium	ND	mg/L	0.0050	0.00047	1	12/05/24 17:00	12/06/24 16:50	7440-39-3	
Beryllium	ND	mg/L	0.00050	0.000094	1	12/05/24 17:00	12/06/24 16:50	7440-41-7	
Boron	ND	mg/L	0.040	0.012	1	12/05/24 17:00	12/07/24 13:05	7440-42-8	
Cadmium	ND	mg/L	0.00050	0.00010	1	12/05/24 17:00	12/06/24 16:50	7440-43-9	
Chromium	ND	mg/L	0.0050	0.0019	1	12/05/24 17:00	12/06/24 16:50	7440-47-3	
Cobalt	ND	mg/L	0.0050	0.00032	1	12/05/24 17:00	12/06/24 16:50	7440-48-4	
Lead	ND	mg/L	0.0010	0.00016	1	12/05/24 17:00	12/06/24 16:50	7439-92-1	
Lithium	ND	mg/L	0.030	0.0016	1	12/05/24 17:00	12/06/24 16:50	7439-93-2	
Molybdenum	**0.0016J**	mg/L	0.010	0.00062	1	12/05/24 17:00	12/06/24 16:50	7439-98-7	
Selenium	ND	mg/L	0.0050	0.00096	1	12/05/24 17:00	12/06/24 16:50	7782-49-2	
Thallium	ND	mg/L	0.0010	0.00038	1	12/05/24 17:00	12/06/24 16:50	7440-28-0	
7470 Mercury	Analytical Method: EPA 7470A Preparation Method: EPA 7470A Pace Analytical Services - Peachtree Corners, GA								
Mercury	ND	mg/L	0.00020	0.00013	1	12/09/24 09:00	12/09/24 13:12	7439-97-6	
2540C Total Dissolved Solids	Analytical Method: SM 2540C-2015 Pace Analytical Services - Peachtree Corners, GA								
Total Dissolved Solids	**25.0**	mg/L	25.0	25.0	1		12/06/24 12:08		
2320B Alkalinity	Analytical Method: SM 2320B-2011 Pace Analytical Services - Asheville								
Alkalinity,Bicarbonate (CaCO3)	ND	mg/L	5.0	5.0	1		12/06/24 23:19		
Alkalinity,Carbonate (CaCO3)	ND	mg/L	5.0	5.0	1		12/06/24 23:19		
Alkalinity, Total as CaCO3	ND	mg/L	5.0	5.0	1		12/06/24 23:19		
4500S2D Sulfide Water	Analytical Method: SM 4500-S2D-2011 Pace Analytical Services - Asheville								
Sulfide	ND	mg/L	0.10	0.022	1		12/07/24 03:54	18496-25-8	
300.0 IC Anions 28 Days	Analytical Method: EPA 300.0 Rev 2.1 1993 Pace Analytical Services - Asheville								
Chloride	ND	mg/L	1.0	0.60	1		12/06/24 01:03	16887-00-6	

This report shall not be reproduced, except in full,
without the written consent of Pace Analytical Services, LLC.

Pace Analytical Services, LLC
9800 Kincey Ave. Suite 100
Huntersville, NC 28078
(704)875-9092

ANALYTICAL RESULTS

Project: Bowen AP-1 (CA)
Pace Project No.: 92767550

Sample: BOW-AP1-EB-01 **Lab ID: 92767550009** Collected: 12/04/24 15:05 Received: 12/05/24 11:35 Matrix: Water

Parameters	Results	Units	Report Limit	MDL	DF	Prepared	Analyzed	CAS No.	Qual
300.0 IC Anions 28 Days	Analytical Method: EPA 300.0 Rev 2.1 1993 Pace Analytical Services - Asheville								
Fluoride	ND	mg/L	0.10	0.050	1		12/06/24 01:03	16984-48-8	
Sulfate	ND	mg/L	1.0	0.50	1		12/06/24 01:03	14808-79-8	

This report shall not be reproduced, except in full,
without the written consent of Pace Analytical Services, LLC.

Pace Analytical Services, LLC
9800 Kincey Ave. Suite 100
Huntersville, NC 28078
(704)875-9092

QUALITY CONTROL DATA

Project: Bowen AP-1 (CA)
Pace Project No.: 92767550

QC Batch: 900611
QC Batch Method: EPA 3010A
Analysis Method: EPA 6010D
Analysis Description: 6010D ATL
Laboratory: Pace Analytical Services - Peachtree Corners, GA
Associated Lab Samples: 92767550001, 92767550002, 92767550003, 92767550004, 92767550005, 92767550006, 92767550007, 92767550008, 92767550009

METHOD BLANK: 4635934 Matrix: Water
Associated Lab Samples: 92767550001, 92767550002, 92767550003, 92767550004, 92767550005, 92767550006, 92767550007, 92767550008, 92767550009

Parameter	Units	Blank Result	Reporting Limit	MDL	Analyzed	Qualifiers
Calcium	mg/L	ND	1.0	0.12	12/06/24 02:02	
Iron	mg/L	ND	0.040	0.025	12/06/24 02:02	
Magnesium	mg/L	ND	0.050	0.012	12/06/24 02:02	
Manganese	mg/L	ND	0.040	0.011	12/06/24 02:02	
Potassium	mg/L	ND	0.50	0.15	12/06/24 02:02	
Sodium	mg/L	ND	1.0	0.58	12/06/24 02:02	

LABORATORY CONTROL SAMPLE: 4635935

Parameter	Units	Spike Conc.	LCS Result	LCS % Rec	% Rec Limits	Qualifiers
Calcium	mg/L	1	1.1	108	80-120	
Iron	mg/L	1	1.1	108	80-120	
Magnesium	mg/L	1	1.0	104	80-120	
Manganese	mg/L	1	1.1	105	80-120	
Potassium	mg/L	1	1.1	107	80-120	
Sodium	mg/L	1	1.0	105	80-120	

MATRIX SPIKE & MATRIX SPIKE DUPLICATE: 4635936 4635937

Parameter	Units	92767550001 Result	MS Spike Conc.	MSD Spike Conc.	MS Result	MSD Result	MS % Rec	MSD % Rec	% Rec Limits	RPD	Max RPD	Qual
Calcium	mg/L	727	1	1	693	688	-3330	-3850	75-125	1	20	M1
Iron	mg/L	0.12	1	1	1.2	1.2	103	104	75-125	1	20	
Magnesium	mg/L	101	1	1	97.8	96.2	-328	-494	75-125	2	20	M1
Manganese	mg/L	4.2	1	1	4.9	4.9	75	73	75-125	0	20	M1
Potassium	mg/L	15.6	1	1	16.1	15.8	52	18	75-125	2	20	M1
Sodium	mg/L	39.5	1	1	38.9	38.1	-55	-137	75-125	2	20	M1

Results presented on this page are in the units indicated by the "Units" column except where an alternate unit is presented to the right of the result.

This report shall not be reproduced, except in full,
without the written consent of Pace Analytical Services, LLC.

Pace Analytical Services, LLC
9800 Kincey Ave. Suite 100
Huntersville, NC 28078
(704)875-9092

QUALITY CONTROL DATA

Project: Bowen AP-1 (CA)
Pace Project No.: 92767550

QC Batch: 900612
QC Batch Method: EPA 3005A
Analysis Method: EPA 6020B
Analysis Description: 6020 MET
Laboratory: Pace Analytical Services - Peachtree Corners, GA
Associated Lab Samples: 92767550001, 92767550002, 92767550003, 92767550004, 92767550005, 92767550006, 92767550007, 92767550008, 92767550009

METHOD BLANK: 4635939
Matrix: Water
Associated Lab Samples: 92767550001, 92767550002, 92767550003, 92767550004, 92767550005, 92767550006, 92767550007, 92767550008, 92767550009

Parameter	Units	Blank Result	Reporting Limit	MDL	Analyzed	Qualifiers
Antimony	mg/L	ND	0.0030	0.00054	12/06/24 15:13	
Arsenic	mg/L	0.00085J	0.0050	0.00084	12/06/24 15:13	
Barium	mg/L	ND	0.0050	0.00047	12/06/24 15:13	
Beryllium	mg/L	ND	0.00050	0.000094	12/06/24 15:13	
Boron	mg/L	ND	0.040	0.012	12/06/24 15:13	
Cadmium	mg/L	ND	0.00050	0.00010	12/06/24 15:13	
Chromium	mg/L	ND	0.0050	0.0019	12/06/24 15:13	
Cobalt	mg/L	ND	0.0050	0.00032	12/06/24 15:13	
Lead	mg/L	ND	0.0010	0.00016	12/06/24 15:13	
Lithium	mg/L	ND	0.030	0.0016	12/06/24 15:13	
Molybdenum	mg/L	ND	0.010	0.00062	12/06/24 15:13	
Selenium	mg/L	ND	0.0050	0.00096	12/06/24 15:13	
Thallium	mg/L	ND	0.0010	0.00038	12/06/24 15:13	

LABORATORY CONTROL SAMPLE: 4635940

Parameter	Units	Spike Conc.	LCS Result	LCS % Rec	% Rec Limits	Qualifiers
Antimony	mg/L	0.1	0.10	100	80-120	
Arsenic	mg/L	0.1	0.098	98	80-120	
Barium	mg/L	0.1	0.10	100	80-120	
Beryllium	mg/L	0.1	0.10	101	80-120	
Boron	mg/L	1	1.0	104	80-120	
Cadmium	mg/L	0.1	0.098	98	80-120	
Chromium	mg/L	0.1	0.10	100	80-120	
Cobalt	mg/L	0.1	0.099	99	80-120	
Lead	mg/L	0.1	0.10	102	80-120	
Lithium	mg/L	0.1	0.10	103	80-120	
Molybdenum	mg/L	0.1	0.10	102	80-120	
Selenium	mg/L	0.1	0.10	100	80-120	
Thallium	mg/L	0.1	0.10	102	80-120	

MATRIX SPIKE & MATRIX SPIKE DUPLICATE: 4635941 4635942

Parameter	Units	92767550002 Result	MS Spike Conc.	MSD Spike Conc.	MS Result	MSD Result	MS % Rec	MSD % Rec	% Rec Limits	RPD	Max RPD	Qual
Antimony	mg/L	ND	0.1	0.1	0.099	0.099	99	98	75-125	0	20	

Results presented on this page are in the units indicated by the "Units" column except where an alternate unit is presented to the right of the result.

REPORT OF LABORATORY ANALYSIS

This report shall not be reproduced, except in full,
without the written consent of Pace Analytical Services, LLC.

Pace Analytical Services, LLC
9800 Kincey Ave. Suite 100
Huntersville, NC 28078
(704)875-9092

QUALITY CONTROL DATA

Project: Bowen AP-1 (CA)
Pace Project No.: 92767550

MATRIX SPIKE & MATRIX SPIKE DUPLICATE: 4635941 4635942

Parameter	Units	92767550002 Result	MS Spike Conc.	MSD Spike Conc.	MS Result	MSD Result	MS % Rec	MSD % Rec	% Rec Limits	RPD	Max RPD	Qual
Arsenic	mg/L	0.0087	0.1	0.1	0.11	0.11	102	103	75-125	1	20	
Barium	mg/L	0.11	0.1	0.1	0.22	0.23	111	112	75-125	1	20	
Beryllium	mg/L	ND	0.1	0.1	0.089	0.089	89	89	75-125	0	20	
Boron	mg/L	15.4	1	1	16.2	16.1	86	78	75-125	1	20	
Cadmium	mg/L	ND	0.1	0.1	0.095	0.094	95	94	75-125	0	20	
Chromium	mg/L	ND	0.1	0.1	0.10	0.10	102	102	75-125	1	20	
Cobalt	mg/L	0.0072	0.1	0.1	0.11	0.11	100	101	75-125	0	20	
Lead	mg/L	ND	0.1	0.1	0.088	0.089	88	89	75-125	0	20	
Lithium	mg/L	0.0082J	0.1	0.1	0.10	0.10	94	95	75-125	0	20	
Molybdenum	mg/L	0.035	0.1	0.1	0.14	0.14	103	102	75-125	1	20	
Selenium	mg/L	0.0012J	0.1	0.1	0.10	0.10	104	101	75-125	2	20	
Thallium	mg/L	ND	0.1	0.1	0.091	0.092	91	91	75-125	1	20	

Results presented on this page are in the units indicated by the "Units" column except where an alternate unit is presented to the right of the result.

This report shall not be reproduced, except in full,
without the written consent of Pace Analytical Services, LLC.

Pace Analytical Services, LLC
9800 Kincey Ave. Suite 100
Huntersville, NC 28078
(704)875-9092

QUALITY CONTROL DATA

Project: Bowen AP-1 (CA)
Pace Project No.: 92767550

QC Batch: 900849
QC Batch Method: EPA 7470A
Analysis Method: EPA 7470A
Analysis Description: 7470 Mercury
Laboratory: Pace Analytical Services - Peachtree Corners, GA
Associated Lab Samples: 92767550001, 92767550002, 92767550003, 92767550004, 92767550005, 92767550006, 92767550007, 92767550008, 92767550009

METHOD BLANK: 4637031
Matrix: Water
Associated Lab Samples: 92767550001, 92767550002, 92767550003, 92767550004, 92767550005, 92767550006, 92767550007, 92767550008, 92767550009

Parameter	Units	Blank Result	Reporting Limit	MDL	Analyzed	Qualifiers
Mercury	mg/L	ND	0.00020	0.00013	12/09/24 11:54	

LABORATORY CONTROL SAMPLE: 4637032

Parameter	Units	Spike Conc.	LCS Result	LCS % Rec	% Rec Limits	Qualifiers
Mercury	mg/L	0.0025	0.0024	97	80-120	

MATRIX SPIKE & MATRIX SPIKE DUPLICATE: 4637033 4637034

Parameter	Units	92766149002 Result	MS Spike Conc.	MSD Spike Conc.	MS Result	MSD Result	MS % Rec	MSD % Rec	% Rec Limits	RPD	Max RPD	Qual
Mercury	mg/L	ND	0.0025	0.0025	0.0024	0.0023	94	92	75-125	2	20	

Results presented on this page are in the units indicated by the "Units" column except where an alternate unit is presented to the right of the result.

This report shall not be reproduced, except in full,
without the written consent of Pace Analytical Services, LLC.

Pace Analytical Services, LLC
9800 Kincey Ave. Suite 100
Huntersville, NC 28078
(704)875-9092

QUALITY CONTROL DATA

Project: Bowen AP-1 (CA)
Pace Project No.: 92767550

QC Batch: 900794
QC Batch Method: SM 2540C-2015
Analysis Method: SM 2540C-2015
Analysis Description: 2540C Total Dissolved Solids
Laboratory: Pace Analytical Services - Peachtree Corners, GA
Associated Lab Samples: 92767550002, 92767550003, 92767550004, 92767550005, 92767550006, 92767550007, 92767550008, 92767550009

METHOD BLANK: 4636624
Matrix: Water
Associated Lab Samples: 92767550002, 92767550003, 92767550004, 92767550005, 92767550006, 92767550007, 92767550008, 92767550009

Parameter	Units	Blank Result	Reporting Limit	MDL	Analyzed	Qualifiers
Total Dissolved Solids	mg/L	ND	25.0	25.0	12/06/24 12:02	

LABORATORY CONTROL SAMPLE: 4636625

Parameter	Units	Spike Conc.	LCS Result	LCS % Rec	% Rec Limits	Qualifiers
Total Dissolved Solids	mg/L	400	403	101	80-120	

SAMPLE DUPLICATE: 4636626

Parameter	Units	92767533001 Result	Dup Result	RPD	Max RPD	Qualifiers
Total Dissolved Solids	mg/L	1150	1220	6	10	

SAMPLE DUPLICATE: 4636627

Parameter	Units	92767550007 Result	Dup Result	RPD	Max RPD	Qualifiers
Total Dissolved Solids	mg/L	2760	2720	2	10	

Results presented on this page are in the units indicated by the "Units" column except where an alternate unit is presented to the right of the result.

This report shall not be reproduced, except in full,
without the written consent of Pace Analytical Services, LLC.

Pace Analytical Services, LLC
9800 Kincey Ave. Suite 100
Huntersville, NC 28078
(704)875-9092

QUALITY CONTROL DATA

Project: Bowen AP-1 (CA)
Pace Project No.: 92767550

QC Batch: 901410
QC Batch Method: SM 2540C-2015
Analysis Method: SM 2540C-2015
Analysis Description: 2540C Total Dissolved Solids
Laboratory: Pace Analytical Services - Peachtree Corners, GA
Associated Lab Samples: 92767550001

METHOD BLANK: 4639522
Matrix: Water
Associated Lab Samples: 92767550001

Parameter	Units	Blank Result	Reporting Limit	MDL	Analyzed	Qualifiers
Total Dissolved Solids	mg/L	ND	25.0	25.0	12/09/24 18:08	

LABORATORY CONTROL SAMPLE: 4639523

Parameter	Units	Spike Conc.	LCS Result	LCS % Rec	% Rec Limits	Qualifiers
Total Dissolved Solids	mg/L	400	402	100	80-120	

SAMPLE DUPLICATE: 4639524

Parameter	Units	92767550001 Result	Dup Result	RPD	Max RPD	Qualifiers
Total Dissolved Solids	mg/L	3140	3140	0	10	

SAMPLE DUPLICATE: 4639525

Parameter	Units	92767732006 Result	Dup Result	RPD	Max RPD	Qualifiers
Total Dissolved Solids	mg/L	216	220	2	10	

Results presented on this page are in the units indicated by the "Units" column except where an alternate unit is presented to the right of the result.

This report shall not be reproduced, except in full,
without the written consent of Pace Analytical Services, LLC.

Pace Analytical Services, LLC
9800 Kincey Ave. Suite 100
Huntersville, NC 28078
(704)875-9092

QUALITY CONTROL DATA

Project: Bowen AP-1 (CA)
Pace Project No.: 92767550

QC Batch: 900847
QC Batch Method: SM 2320B-2011
Analysis Method: SM 2320B-2011
Analysis Description: 2320B Alkalinity
Laboratory: Pace Analytical Services - Asheville
Associated Lab Samples: 92767550001, 92767550002, 92767550003, 92767550004, 92767550005, 92767550006, 92767550007, 92767550008, 92767550009

METHOD BLANK: 4637024
Matrix: Water
Associated Lab Samples: 92767550001, 92767550002, 92767550003, 92767550004, 92767550005, 92767550006, 92767550007, 92767550008, 92767550009

Parameter	Units	Blank Result	Reporting Limit	MDL	Analyzed	Qualifiers
Alkalinity, Total as CaCO3	mg/L	ND	5.0	5.0	12/06/24 20:42	
Alkalinity,Bicarbonate (CaCO3)	mg/L	ND	5.0	5.0	12/06/24 20:42	
Alkalinity,Carbonate (CaCO3)	mg/L	ND	5.0	5.0	12/06/24 20:42	

LABORATORY CONTROL SAMPLE: 4637025

Parameter	Units	Spike Conc.	LCS Result	LCS % Rec	% Rec Limits	Qualifiers
Alkalinity, Total as CaCO3	mg/L	50	56.9	114	80-120	

LABORATORY CONTROL SAMPLE: 4637026

Parameter	Units	Spike Conc.	LCS Result	LCS % Rec	% Rec Limits	Qualifiers
Alkalinity, Total as CaCO3	mg/L	50	48.3	97	80-120	

MATRIX SPIKE & MATRIX SPIKE DUPLICATE: 4637027 4637028

Parameter	Units	92767533001 Result	MS Spike Conc.	MSD Spike Conc.	MS Result	MSD Result	MS % Rec	MSD % Rec	% Rec Limits	RPD	Max RPD	Qual
Alkalinity, Total as CaCO3	mg/L	127	50	50	163	166	72	77	80-120	2	25	M1

MATRIX SPIKE & MATRIX SPIKE DUPLICATE: 4637029 4637030

Parameter	Units	92767533002 Result	MS Spike Conc.	MSD Spike Conc.	MS Result	MSD Result	MS % Rec	MSD % Rec	% Rec Limits	RPD	Max RPD	Qual
Alkalinity, Total as CaCO3	mg/L	127	50	50	164	167	74	80	80-120	2	25	M1

Results presented on this page are in the units indicated by the "Units" column except where an alternate unit is presented to the right of the result.

This report shall not be reproduced, except in full,
without the written consent of Pace Analytical Services, LLC.

Pace Analytical Services, LLC
9800 Kincey Ave. Suite 100
Huntersville, NC 28078
(704)875-9092

QUALITY CONTROL DATA

Project: Bowen AP-1 (CA)
Pace Project No.: 92767550

QC Batch: 900997
QC Batch Method: SM 4500-S2D-2011
Analysis Method: SM 4500-S2D-2011
Analysis Description: 4500S2D Sulfide Water
Laboratory: Pace Analytical Services - Asheville
Associated Lab Samples: 92767550001, 92767550002, 92767550003, 92767550004, 92767550005, 92767550006, 92767550007, 92767550008, 92767550009

METHOD BLANK: 4638176
Matrix: Water
Associated Lab Samples: 92767550001, 92767550002, 92767550003, 92767550004, 92767550005, 92767550006, 92767550007, 92767550008, 92767550009

Parameter	Units	Blank Result	Reporting Limit	MDL	Analyzed	Qualifiers
Sulfide	mg/L	ND	0.10	0.022	12/07/24 03:46	

LABORATORY CONTROL SAMPLE: 4638177

Parameter	Units	Spike Conc.	LCS Result	LCS % Rec	% Rec Limits	Qualifiers
Sulfide	mg/L	0.5	0.51	103	80-120	

MATRIX SPIKE & MATRIX SPIKE DUPLICATE: 4638178 4638179

Parameter	Units	92767533001 Result	MS Spike Conc.	MSD Spike Conc.	MS Result	MSD Result	MS % Rec	MSD % Rec	% Rec Limits	RPD	Max RPD	Qual
Sulfide	mg/L	ND	0.5	0.5	0.49	0.50	95	97	80-120	2	10	

MATRIX SPIKE & MATRIX SPIKE DUPLICATE: 4638180 4638181

Parameter	Units	92767550007 Result	MS Spike Conc.	MSD Spike Conc.	MS Result	MSD Result	MS % Rec	MSD % Rec	% Rec Limits	RPD	Max RPD	Qual
Sulfide	mg/L	ND	0.5	0.5	0.44	0.47	86	92	80-120	7	10	

Results presented on this page are in the units indicated by the "Units" column except where an alternate unit is presented to the right of the result.

REPORT OF LABORATORY ANALYSIS

This report shall not be reproduced, except in full,
without the written consent of Pace Analytical Services, LLC.

Pace Analytical Services, LLC
9800 Kincey Ave. Suite 100
Huntersville, NC 28078
(704)875-9092

QUALITY CONTROL DATA

Project: Bowen AP-1 (CA)
Pace Project No.: 92767550

QC Batch: 900635
QC Batch Method: EPA 300.0 Rev 2.1 1993
Analysis Method: EPA 300.0 Rev 2.1 1993
Analysis Description: 300.0 IC Anions
Laboratory: Pace Analytical Services - Asheville
Associated Lab Samples: 92767550001, 92767550002, 92767550003, 92767550004, 92767550005, 92767550006, 92767550007, 92767550008, 92767550009

METHOD BLANK: 4636149
Matrix: Water
Associated Lab Samples: 92767550001, 92767550002, 92767550003, 92767550004, 92767550005, 92767550006, 92767550007, 92767550008, 92767550009

Parameter	Units	Blank Result	Reporting Limit	MDL	Analyzed	Qualifiers
Chloride	mg/L	ND	1.0	0.60	12/05/24 21:55	
Fluoride	mg/L	ND	0.10	0.050	12/05/24 21:55	
Sulfate	mg/L	ND	1.0	0.50	12/05/24 21:55	

LABORATORY CONTROL SAMPLE: 4636150

Parameter	Units	Spike Conc.	LCS Result	LCS % Rec	% Rec Limits	Qualifiers
Chloride	mg/L	50	50.7	101	90-110	
Fluoride	mg/L	2.5	2.6	103	90-110	
Sulfate	mg/L	50	51.7	103	90-110	

MATRIX SPIKE & MATRIX SPIKE DUPLICATE: 4636151 4636152

Parameter	Units	92767533001 Result	MS Spike Conc.	MSD Spike Conc.	MS Result	MSD Result	MS % Rec	MSD % Rec	% Rec Limits	RPD	Max RPD	Qual
Chloride	mg/L	43.8	50	50	95.7	96.4	104	105	90-110	1	10	
Fluoride	mg/L	0.057J	2.5	2.5	2.5	2.5	97	99	90-110	1	10	
Sulfate	mg/L	573	50	50	636	620	126	93	90-110	3	10	M1

MATRIX SPIKE & MATRIX SPIKE DUPLICATE: 4636153 4636154

Parameter	Units	92767550007 Result	MS Spike Conc.	MSD Spike Conc.	MS Result	MSD Result	MS % Rec	MSD % Rec	% Rec Limits	RPD	Max RPD	Qual
Chloride	mg/L	753	50	50	802	792	98	79	90-110	1	10	M1
Fluoride	mg/L	0.25	2.5	2.5	2.8	2.8	101	102	90-110	1	10	
Sulfate	mg/L	535	50	50	588	579	106	88	90-110	2	10	M1

Results presented on this page are in the units indicated by the "Units" column except where an alternate unit is presented to the right of the result.

This report shall not be reproduced, except in full,
without the written consent of Pace Analytical Services, LLC.

Pace Analytical Services, LLC
9800 Kincey Ave. Suite 100
Huntersville, NC 28078
(704)875-9092

QUALIFIERS

Project: Bowen AP-1 (CA)
Pace Project No.: 92767550

DEFINITIONS

DF - Dilution Factor, if reported, represents the factor applied to the reported data due to dilution of the sample aliquot.

ND - Not Detected at or above adjusted reporting limit.

TNTC - Too Numerous To Count

J - Estimated concentration above the adjusted method detection limit and below the adjusted reporting limit.

MDL - Adjusted Method Detection Limit.

PQL - Practical Quantitation Limit.

RL - Reporting Limit - The lowest concentration value that meets project requirements for quantitative data with known precision and bias for a specific analyte in a specific matrix.

S - Surrogate

1,2-Diphenylhydrazine decomposes to and cannot be separated from Azobenzene using Method 8270. The result for each analyte is a combined concentration.

Consistent with EPA guidelines, unrounded data are displayed and have been used to calculate % recovery and RPD values.

LCS(D) - Laboratory Control Sample (Duplicate)

MS(D) - Matrix Spike (Duplicate)

DUP - Sample Duplicate

RPD - Relative Percent Difference

NC - Not Calculable.

SG - Silica Gel - Clean-Up

U - Indicates the compound was analyzed for, but not detected.

Acid preservation may not be appropriate for 2 Chloroethylvinyl ether.

A separate vial preserved to a pH of 4-5 is recommended in SW846 Chapter 4 for the analysis of Acrolein and Acrylonitrile by EPA Method 8260.

N-Nitrosodiphenylamine decomposes and cannot be separated from Diphenylamine using Method 8270. The result reported for each analyte is a combined concentration.

Reported results are not rounded until the final step prior to reporting. Therefore, calculated parameters that are typically reported as "Total" may vary slightly from the sum of the reported component parameters.

Pace Analytical is TNI accredited. Contact your Pace PM for the current list of accredited analytes.

TNI - The NELAC Institute.

ANALYTE QUALIFIERS

B	Analyte was detected in the associated method blank.
M1	Matrix spike recovery exceeded QC limits. Batch accepted based on laboratory control sample (LCS) recovery.

This report shall not be reproduced, except in full,
without the written consent of Pace Analytical Services, LLC.

Pace Analytical Services, LLC
9800 Kincey Ave. Suite 100
Huntersville, NC 28078
(704)875-9092

QUALITY CONTROL DATA CROSS REFERENCE TABLE

Project: Bowen AP-1 (CA)
Pace Project No.: 92767550

Lab ID	Sample ID	QC Batch Method	QC Batch	Analytical Method	Analytical Batch
92767550001	**BOW-PT-02**	EPA 3010A	900611	EPA 6010D	900664
92767550002	**BOW-PT-04**	EPA 3010A	900611	EPA 6010D	900664
92767550003	**BOW-INW-01**	EPA 3010A	900611	EPA 6010D	900664
92767550004	**BOW-AP1-FD-01**	EPA 3010A	900611	EPA 6010D	900664
92767550005	**BOW-PT-05**	EPA 3010A	900611	EPA 6010D	900664
92767550006	**BOW-PT-06**	EPA 3010A	900611	EPA 6010D	900664
92767550007	**BOW-BGWC-22**	EPA 3010A	900611	EPA 6010D	900664
92767550008	**BOW-AP1-FB-01**	EPA 3010A	900611	EPA 6010D	900664
92767550009	**BOW-AP1-EB-01**	EPA 3010A	900611	EPA 6010D	900664
92767550001	**BOW-PT-02**	EPA 3005A	900612	EPA 6020B	900672
92767550002	**BOW-PT-04**	EPA 3005A	900612	EPA 6020B	900672
92767550003	**BOW-INW-01**	EPA 3005A	900612	EPA 6020B	900672
92767550004	**BOW-AP1-FD-01**	EPA 3005A	900612	EPA 6020B	900672
92767550005	**BOW-PT-05**	EPA 3005A	900612	EPA 6020B	900672
92767550006	**BOW-PT-06**	EPA 3005A	900612	EPA 6020B	900672
92767550007	**BOW-BGWC-22**	EPA 3005A	900612	EPA 6020B	900672
92767550008	**BOW-AP1-FB-01**	EPA 3005A	900612	EPA 6020B	900672
92767550009	**BOW-AP1-EB-01**	EPA 3005A	900612	EPA 6020B	900672
92767550001	**BOW-PT-02**	EPA 7470A	900849	EPA 7470A	901229
92767550002	**BOW-PT-04**	EPA 7470A	900849	EPA 7470A	901229
92767550003	**BOW-INW-01**	EPA 7470A	900849	EPA 7470A	901229
92767550004	**BOW-AP1-FD-01**	EPA 7470A	900849	EPA 7470A	901229
92767550005	**BOW-PT-05**	EPA 7470A	900849	EPA 7470A	901229
92767550006	**BOW-PT-06**	EPA 7470A	900849	EPA 7470A	901229
92767550007	**BOW-BGWC-22**	EPA 7470A	900849	EPA 7470A	901229
92767550008	**BOW-AP1-FB-01**	EPA 7470A	900849	EPA 7470A	901229
92767550009	**BOW-AP1-EB-01**	EPA 7470A	900849	EPA 7470A	901229
92767550001	**BOW-PT-02**	SM 2540C-2015	901410		
92767550002	**BOW-PT-04**	SM 2540C-2015	900794		
92767550003	**BOW-INW-01**	SM 2540C-2015	900794		
92767550004	**BOW-AP1-FD-01**	SM 2540C-2015	900794		
92767550005	**BOW-PT-05**	SM 2540C-2015	900794		
92767550006	**BOW-PT-06**	SM 2540C-2015	900794		
92767550007	**BOW-BGWC-22**	SM 2540C-2015	900794		
92767550008	**BOW-AP1-FB-01**	SM 2540C-2015	900794		
92767550009	**BOW-AP1-EB-01**	SM 2540C-2015	900794		
92767550001	**BOW-PT-02**	SM 2320B-2011	900847		
92767550002	**BOW-PT-04**	SM 2320B-2011	900847		
92767550003	**BOW-INW-01**	SM 2320B-2011	900847		
92767550004	**BOW-AP1-FD-01**	SM 2320B-2011	900847		
92767550005	**BOW-PT-05**	SM 2320B-2011	900847		
92767550006	**BOW-PT-06**	SM 2320B-2011	900847		
92767550007	**BOW-BGWC-22**	SM 2320B-2011	900847		
92767550008	**BOW-AP1-FB-01**	SM 2320B-2011	900847		
92767550009	**BOW-AP1-EB-01**	SM 2320B-2011	900847		
92767550001	**BOW-PT-02**	SM 4500-S2D-2011	900997		

This report shall not be reproduced, except in full,
without the written consent of Pace Analytical Services, LLC.

Pace Analytical Services, LLC
9800 Kincey Ave. Suite 100
Huntersville, NC 28078
(704)875-9092

QUALITY CONTROL DATA CROSS REFERENCE TABLE

Project: Bowen AP-1 (CA)
Pace Project No.: 92767550

Lab ID	Sample ID	QC Batch Method	QC Batch	Analytical Method	Analytical Batch
92767550002	**BOW-PT-04**	SM 4500-S2D-2011	900997		
92767550003	**BOW-INW-01**	SM 4500-S2D-2011	900997		
92767550004	**BOW-AP1-FD-01**	SM 4500-S2D-2011	900997		
92767550005	**BOW-PT-05**	SM 4500-S2D-2011	900997		
92767550006	**BOW-PT-06**	SM 4500-S2D-2011	900997		
92767550007	**BOW-BGWC-22**	SM 4500-S2D-2011	900997		
92767550008	**BOW-AP1-FB-01**	SM 4500-S2D-2011	900997		
92767550009	**BOW-AP1-EB-01**	SM 4500-S2D-2011	900997		
92767550001	**BOW-PT-02**	EPA 300.0 Rev 2.1 1993	900635		
92767550002	**BOW-PT-04**	EPA 300.0 Rev 2.1 1993	900635		
92767550003	**BOW-INW-01**	EPA 300.0 Rev 2.1 1993	900635		
92767550004	**BOW-AP1-FD-01**	EPA 300.0 Rev 2.1 1993	900635		
92767550005	**BOW-PT-05**	EPA 300.0 Rev 2.1 1993	900635		
92767550006	**BOW-PT-06**	EPA 300.0 Rev 2.1 1993	900635		
92767550007	**BOW-BGWC-22**	EPA 300.0 Rev 2.1 1993	900635		
92767550008	**BOW-AP1-FB-01**	EPA 300.0 Rev 2.1 1993	900635		
92767550009	**BOW-AP1-EB-01**	EPA 300.0 Rev 2.1 1993	900635		

This report shall not be reproduced, except in full,
without the written consent of Pace Analytical Services, LLC.

Pace ANALYTICAL SERVICES	DC#_Title: ENV-FRM-HUN1-0083 v05_Sample Condition Upon Receipt
	Effective Date: 05/24/2024

Laboratory receiving samples:
Asheville ☐ Eden ☐ Greenwood ☐ Huntersville ☐ Raleigh ☐ Mechanicsville ☐ Atlanta ☐ Kernersville ☐

Sample Condition Upon Receipt

Client Name: GA Power

Project #:

WO# : 92767550

92767550

Courier: ☐ Commercial ☐ Fed Ex ☑ Pace ☐ UPS ☐ USPS ☐ Other:____ ☐ Client

Custody Seal Present? ☐ Yes ☑ No **Seals Intact?** ☐ Yes ☐ No ☑ N/A

Date/Initials Person Examining Contents: 12/5/24 CDY

Packing Material: ☐ Bubble Wrap ☐ Bubble Bags ☑ None ☐ Other

Biological Tissue Frozen? ☐ Yes ☐ No ☑ N/A

Thermometer: ☑ IR Gun ID: 230 **Type of Ice:** ☑ Wet ☐ Blue ☐ None

Cooler Temp: 3.8 **Correction Factor:** Add/Subtract (°C) 0.0

Temp should be above freezing to 6°C
☐ Samples out of temp criteria. Samples on ice, cooling process has begun

Cooler Temp Corrected (°C): 3.8

USDA Regulated Soil (☐ N/A, water sample)
Did samples originate in a quarantine zone within the United States: CA, NY, or SC (check maps)? ☐ Yes ☐ No

Did samples originate from a foreign source (internationally, including Hawaii and Puerto Rico)? ☐ Yes ☐ No

				Comments/Discrepancy:
Chain of Custody Present?	☑ Yes	☐ No	☐ N/A	1.
Samples Arrived within Hold Time?	☑ Yes	☐ No	☐ N/A	2.
Short Hold Time Analysis (<72 hr.)?	☐ Yes	☑ No	☐ N/A	3.
Rush Turn Around Time Requested?	☐ Yes	☑ No	☐ N/A	4.
Sufficient Volume?	☑ Yes	☐ No	☐ N/A	5.
Correct Containers Used?	☑ Yes	☐ No	☐ N/A	6.
-Pace Containers Used?	☑ Yes	☐ No	☐ N/A	
Containers Intact?	☑ Yes	☐ No	☐ N/A	7.
Dissolved analysis: Samples Field Filtered?	☐ Yes	☐ No	☑ N/A	8.
Sample Labels Match COC?	☑ Yes	☐ No	☐ N/A	9.
-Includes Date/Time/ID/Analysis Matrix: W				
Headspace in VOA Vials (>5-6mm)?	☐ Yes	☐ No	☑ N/A	10.
Trip Blank Present?	☐ Yes	☐ No	☑ N/A	11.
Trip Blank Custody Seals Present?	☐ Yes	☐ No	☑ N/A	

COMMENTS/SAMPLE DISCREPANCY

Field Data Required? ☐ Yes ☐ No

Lot ID of split containers:

CLIENT NOTIFICATION/RESOLUTION

Person contacted: _____ Date/Time: _____

Project Manager SCURF Review: _____ **Date:** _____

Project Manager SRF Review: _____ **Date:** _____

Pace

DC#_Title: ENV-FRM-HUN1-0083 v05_Sample Condition Upon Receipt

Effective Date: 05/24/2024

WO#: 92767550

Project #

PM: BV Due Date: 12/09/24

CLIENT: 92-GP-BOWLF

*Check mark top half of box if pH and/or dechlorination is verified and within the acceptance range for preservation samples.

Exceptions: VOA, Coliform, TOC, Oil and Grease, DRO/8015 (water) DOC, LLHg

**Bottom half of box is to list number of bottles

***Check all unpreserved Nitrates for chlorine

Laboratory Receiving Location: Asheville ☐ Eden ☐ Greenwood ☐ Huntersville ☐ Raleigh ☐ Mechanicsville ☐ Atlanta ☐ Kernersville ☐

Client_____ Profile/EZ (Circle one)_____ Notes_____

Item#	BP4U-125 mL Plastic Unpreserved (N/A) (Cl-)	BP3U-250 mL Plastic Unpreserved (N/A)	BP2U-500 mL Plastic Unpreserved (N/A)	BP1U-1 liter Plastic Unpreserved (N/A)		BP4S-125 mL Plastic H2SO4 (pH < 2) (Cl-)	BP3N-250 mL plastic HNO3 (pH < 2)	BP4Z-125 mL Plastic ZN Acetate & NaOH (>9)	BP4B-125 mL Plastic NaOH (pH > 12) (Cl-)	WGFU-Wide-mouthed Glass jar Unpreserved	AG1U-1 liter Amber Unpreserved (N/A) (Cl-)	AG1H-1 liter Amber HCl (pH < 2)	AG3U-250 mL Amber Unpreserved (N/A) (Cl-)	AG1S-1 liter Amber H2SO4 (pH < 2)	AG3S-250 mL Amber H2SO4 (pH < 2)	DG9A-40 mL Amber NH4Cl (N/A)(Cl-)	DG9H-40 mL VOA HCl (N/A)	VG9T-40 mL VOA Na2S2O3 (N/A)	VG9U-40 mL VOA Unpreserved (N/A)	DG9V-40 mL VOA H3PO4 (N/A)	KP7U-50 mL Plastic Unpreserved (N/A)	V/GK (3 vials per kit)-VPH/Gas kit (N/A)	SP5T-125 mL Sterile Plastic (N/A – lab)	SP2T-250 mL Sterile Plastic (N/A – lab)		BP3R-250 mL Plastic (NH2)2SO4 (9.3-9.7)	AG0U-100 mL Amber Unpreserved (N/A) (Cl-)	VSGU-20 mL Scintillation vials (N/A)	DG9U-40 mL Amber Unpreserved vials (N/A)
CC																													
1		2	1				1	1																					
2		2	1				1	1																					
3		2	1				1	1																					
4		2	1				1	1																					
5		2	1				1	1																					
6		2	1				1	1																					
7		2	1				1	1																					
8		2	1				1	1																					
9		2	1				1	1																					
10																													
11																													
12																													

pH Adjustment Log for Preserved Samples

Sample ID	Type of Preservative	pH upon receipt	Date preservation adjusted	Time preservation adjusted	Amount of Preservative added	Lot #

Note: Whenever there is a discrepancy affecting North Carolina compliance samples, a copy of this form will be sent to the North Carolina DENR Certification Office (i.e. Out of hold, incorrect preservative, out of temp, incorrect containers.

Pace® Location Requested (City/State):

Pace Analytical Charlotte
9800 Kincey Ave. Suite 100, Huntersville, NC 28078

CHAIN-OF-CUSTODY Analytical Request Document

Chain-of-Custody is a LEGAL DOCUMENT - Complete all relevant fields

LAB USE ONLY- Affix Workorder/Login Label Here

Scan QR Code for instructions

Company Name: Georgia Power - Bowen
Street Address: 241 Ralph McGill Blvd NE, Atlanta, GA 30308

Contact/Report To: Kristen Jurinko, Mintao Lu, Marty Crook
Phone #: (470) 217-0008
E-Mail: knjurink@southernco.com
Cc E-Mail: Laura Midkiff, Ben Hodges, Mike Smilley, Noelia Gangi

Customer Project #:
Project Name: Bowen AP-1
Site Collection Info/Facility ID (as applicable):

Invoice to: Account Payable
Invoice E-mail: georgiapowerinvoices@southernco.com
Purchase Order # (if applicable): GPC82474-0007
Quote #:

Time Zone Collected: [ ] AK [ ] PT [ ] MT [ ] CT [X] ET

County / State origin of sample(s): Georgia

Data Deliverables: [ ] Level II [ ] Level III [ ] Level IV [ ] EQUIS [ ] Other

Regulatory Program (DW, RCRA, etc.) as applicable:

Reportable [ ] Yes [ ] No

Rush (Pre-approval required): [ ] Same Day [ ] 1 Day [ ] 2 Day [ ] 3 Day Other
Date Results Requested:

DW PWSID # or WW Permit # as applicable:

Field Filtered (if applicable): [ ] Yes [ ] No
Analysis:

Specify Container Size **: 2, 3, 3, 4, 3

Identify Container Preservative Type***: 1, 1, 2, 5+6, 1

Analysis Requested

**Container Size: (1) 1L, (2) 500mL, (3) 250mL, (4) 125mL, (5) 100mL, (6) 40mL vial, (7) EnCore, (8) TerraCore, (9) 90mL, (10) Other

*** Preservative Types: (1) None, (2) HNO3, (3) H2SO4, (4) HCl, (5) NaOH, (6) Zn Acetate, (7) NaHSO4, (8) Sod. Thiosulfate, (9) Ascorbic Acid, (10) MeOH, (11) Other

Lab Use Only: Proj. Mgr: Bonnie Vang; AcctNum / Client ID:; Table #:; Profile / Template: 16507; Prelog / Bottle Ord. ID: EZ 3174933

* Matrix Codes (Insert in Matrix box below): Drinking Water (DW), Ground Water (GW), Wastewater (WW), Product (P), Soil/Solid (SS), Oil (OL), Wipe (WP), Tissue (TS), Bioassay (B), Vapor (V), Surface Water (SW), Sediment (SED), Sludge (SL), Chalk (CK), Leachate (LL), Biosolid (BS), Other (OT)

Customer Sample ID	Matrix*	Comp / Grab	Composite Start Date	Composite Start Time	Collected or Composite End Date	Collected or Composite End Time	# Cont.	Residual Chlorine Result	Residual Chlorine Units	2540C Total Dissolved Solids	300.0-F-, SO_4^{2-}, Cl-	Appendix III, IV, Additional Metals	4500S2D Sulfide	2320B Total Alkalinity, Bicarbonate Alkalinity	Sample Comment
BOW-PT-02	WG	G			12/3/24	1129	5			X	X	X	X	X	001
~~BOW-PT-03~~ JS 12/5/24	~~WG~~	~~G~~					~~5~~			X	X	X	X	X	
BOW-PT-04	WG	G			12/3/24	1333	5			X	X	X	X	X	002
BOW-PT-05	WG	G					5			X	X	X	X	X	
BOW-PT-06	WG	G					5			X	X	X	X	X	
BOW-INW-01	WG	G			12/3/24	1118	5			X	X	X	X	X	003
BOW-BGWC-22	WG	G					5			X	X	X	X	X	
BOW-AP1-FD-01	WG	G			12/3/24	—	5			X	X	X	X	X	004
BOW-AP1-FB-01	WQ	G					5			X	X	X	X	X	
BOW-AP1-EB-01	WQ	G					5			X	X	X	X	X	

Additional Instructions from Pace®:
Task Code: ~~BOW-CCR-ASGMT-2024G2~~ BOW-CCR-CA-20241202
App. III: Boron, Calcium, Chloride, Fluoride, Sulfate, TDS
App. IV: Antimony, Arsenic, Barium, Beryllium, Cadmium, Chromium, Cobalt, Fluoride, Lead, Lithium, Mercury, Molybdenum, Selenium, Thallium.
Additional Metals: Iron, Magnesium, Manganese, Potassium, Sodium

Collected By: William Laaker, Jay Siewert, Natalie Piparo, Sawyer Kovacs
Printed Name
Signature: Resolute Environmental

Customer Remarks / Special Conditions / Possible Hazards:

Coolers: Thermometer ID: Correction Factor (°C): Obs. Temp. (°C): Corrected Temp. (°C): [ ] On Ice

Relinquished by/Company: (Signature)	Date/Time:	Received by/Company: (Signature)	Date/Time:
Resolute Environmental	12/5/24 0843	Pace	12/5/24 0843
Pace	12/5/24 1135		12/5/24 1135

Tracking Number:

Delivered by: [ ] In-Person [ ] Courier [ ] FedEX [ ] UPS [ ] Other

Page: 1 of 1

Submitting a sample via this chain of custody constitutes acknowledgment and acceptance of the Pace® Terms and Conditions found at https://www.pacelabs.com/resource-library/resource/pace-terms-and-conditions/

ENV-FRM-CORQ-0019_v02_110123 ©

Pace® Location Requested (City/State):

Pace Analytical Charlotte
9800 Kinzey Ave, Suite 100, Huntersville, NC 28078

CHAIN-OF-CUSTODY Analytical Request Document

Chain-of-Custody is a LEGAL DOCUMENT - Complete all relevant fields

LAB USE ONLY- Affix Workorder/Login Label Here

Scan QR Code for instructions

Company Name: Georgia Power - Bowen
Street Address: 241 Ralph McGill Blvd NE, Atlanta, GA 30308

Contact/Report To: Kristen Jurinko, Mintao Lu, Marty Crook
Phone #: (470) 217-0008
E-Mail: knjurink@southernco.com
Cc E-Mail: Laura Midkiff, Ben Hodges, Mike Smilley, Noelia Gangi

Customer Project #:
Project Name: Bowen AP-1
Site Collection Info/Facility ID (as applicable):

Invoice to: Account Payable
Invoice E-mail: georgiapowerinvoices@southernco.com
Purchase Order # (if applicable): GPC82474-0007
Quote #:

Time Zone Collected: [ ] AK [ ] PT [ ] MT [ ] CT [X] ET

County / State origin of sample(s): Georgia

Data Deliverables: [ ] Level II [ ] Level III [ ] Level IV [ ] EQUIS [ ] Other

Regulatory Program (DW, RCRA, etc.) as applicable:

Reportable [ ] Yes [ ] No

Rush (Pre-approval required): [ ] Same Day [ ] 1 Day [ ] 2 Day [ ] 3 Day Other
Date Results Requested:

DW PWSID # or WW Permit # as applicable:
Field Filtered (if applicable): [ ] Yes [ ] No
Analysis:

Specify Container Size **: 2 | 3 | 3 | 4 | 3
Identify Container Preservative Type***: 1 | 1 | 2 | 5+6 | 1

**Container Size: (1) 1L, (2) 500mL, (3) 250mL, (4) 125mL, (5) 100mL, (6) 40mL vial, (7) EnCore, (8) TerraCore, (9) 90mL, (10) Other

*** Preservative Types: (1) None, (2) HNO3, (3) H2SO4, (4) HCl, (5) NaOH, (6) Zn Acetate, (7) NaHSO4, (8) Sod Thiosulfate, (9) Ascorbic Acid, (10) MeOH, (11) Other

Lab Use Only: Proj. Mgr: Bonnie Vang; AcctNum / Client ID:; Table #:; Profile / Template: 16507; Prelog / Bottle Ord. ID: EZ 3174933

* Matrix Codes (Insert in Matrix box below): Drinking Water (DW), Ground Water (GW), Wastewater (WW), Product (P), Soil/Solid (SS), Oil (OL), Wipe (WP), Tissue (TS), Bioassay (B), Vapor (V), Surface Water (SW), Sediment (SED), Sludge (SL), Caulk (CK), Leachate (LL), Biosolid (BS), Other (OT)

Customer Sample ID	Matrix *	Comp / Grab	Composite Start Date	Composite Start Time	Collected or Composite End Date	Collected or Composite End Time	# Cont.	Residual Chlorine Result	Residual Chlorine Units	2540C Total Dissolved Solids	300.0-F-,SO_4^{2-}, Cl^-	Appendix III, IV, Additional Metals	4500S2D Sulfide	2320B Total Alkalinity, Bicarbonate Alkalinity	Sample Comment
BOW-PT-02	WG	G					5			X	X	X	X	X	
~~BOW-PT-03~~ JS 12/5/24	~~WG~~	~~G~~	~~12/4/24~~	NS 12/5/24 1119	~~12/4/24~~	JS 12/4/24 ~~1119~~	5			X	X	X	X	X	
BOW-PT-04	WG	G			~~12/4/24~~	~~1333~~ NS 12/5/24	5			X	X	X	X	X	
BOW-PT-05	WG	G			12/4/24	1321	5			X	X	X	X	X	005
BOW-PT-06	WG	G			12/4/24	1444	5			X	X	X	X	X	006
BOW-INW-01	WG	G					5			X	X	X	X	X	
BOW-BGWC-22	WG	G			12/4/24	1127	5			X	X	X	X	X	007
BOW-AP1-FD-01	WG	G					5			X	X	X	X	X	
BOW-AP1-FB-01	WQ	G			12/4/24	1458	5			X	X	X	X	X	008
BOW-AP1-EB-01	WQ	G			12/4/24	1505	5			X	X	X	X	X	009

Additional Instructions from Pace*:
Task Code: [redacted] BOW - CLR - CA - 20241202
App. III: Boron, Calcium, Chloride, Fluoride, Sulfate, TDS
App. IV: Antimony, Arsenic, Barium, Beryllium, Cadmium, Chromium, Cobalt, Fluoride, Lead, Lithium, Mercury, Molybdenum, Selenium, Thallium.
Additional Metals: Iron, Magnesium, Manganese, Potassium, Sodium

Collected By: Printed Name: William Laaker, Jay Slewert, Natalie Piparo, Sawyer Kovacs
Signature: Resolute Environmental

Customer Remarks / Special Conditions / Possible Hazards:

Coolers: | Thermometer ID: | Correction Factor (°C): | Obs. Temp. (°C): | Corrected Temp. (°C): | [ ] On Ice

Relinquished by/Company: (Signature)	Date/Time:	Received by/Company: (Signature)	Date/Time:
for Smith Resolute Environmental	12/5/24 0843	Ryan Williams / Pace	12/5/24 0843
Ryan Williams / Pace	12/5/24 1135	[signature] / Pace	12/5/24 1135
Relinquished by/Company: (Signature)	Date/Time:	Received by/Company: (Signature)	Date/Time:
Relinquished by/Company: (Signature)	Date/Time:	Received by/Company: (Signature)	Date/Time:

Tracking Number:
Delivered by: [ ] In-Person [ ] Courier [ ] FedEx [ ] UPS [ ] Other

Page: 1 of 1

Submitting a sample via this chain of custody constitutes acknowledgment and acceptance of the Pace® Terms and Conditions found at https://www.pacelabs.com/resource-library/resource/pace-terms-and-conditions/

Pace Analytical Services, LLC
9800 Kincey Ave. Suite 100
Huntersville, NC 28078
(704)875-9092

March 20, 2025

Kristen Jurinko
Southern Co.
241 Ralph McGill Blvd NE
Bin 10160
Atlanta, GA 30308

RE: Project: Plant Bowen AP-1 (CA)
Pace Project No.: 92779870

Dear Kristen Jurinko:

Enclosed are the analytical results for sample(s) received by the laboratory on February 14, 2025. The results relate only to the samples included in this report. Results reported herein conform to the applicable TNI/NELAC Standards and the laboratory's Quality Manual, where applicable, unless otherwise noted in the body of the report.

The test results provided in this final report were generated by each of the following laboratories within the Pace Network:

- Pace National - Mt. Juliet
- Pace Analytical Services - Asheville
- Pace Analytical Services - West Columbia

If you have any questions concerning this report, please feel free to contact me.

Sincerely,

Bonnie Vang

Bonnie Vang
bonnie.vang@pacelabs.com
704-977-0968
Project Manager

Enclosures

cc: Marty Crook, Geosyntec Consultants
Whitney Law, Geosyntec
Mintao Lu, Geosyntec
Laura Midkiff, Southern Co.
Caroline Nelson, Geosyntec

This report shall not be reproduced, except in full,
without the written consent of Pace Analytical Services, LLC.

Pace Analytical Services, LLC
9800 Kincey Ave. Suite 100
Huntersville, NC 28078
(704)875-9092

CERTIFICATIONS

Project: Plant Bowen AP-1 (CA)
Pace Project No.: 92779870

Pace Analytical Services National
12065 Lebanon Road, Mt. Juliet, TN 37122
Alabama Certification #: 40660
Alaska Certification 17-026
Arizona Certification #: AZ0612
Arkansas Certification #: 88-0469
California Certification #: 2932
Canada Certification #: 1461.01
Colorado Certification #: TN00003
Connecticut Certification #: PH-0197
DOD Certification: #1461.01
EPA# TN00003
Florida Certification #: E87487
Georgia DW Certification #: 923
Georgia Certification: NELAP
Idaho Certification #: TN00003
Illinois Certification #: 200008
Indiana Certification #: C-TN-01
Iowa Certification #: 364
Kansas Certification #: E-10277
Kentucky UST Certification #: 16
Kentucky Certification #: 90010
Louisiana Certification #: AI30792
Louisiana DW Certification #: LA180010
Maine Certification #: TN0002
Maryland Certification #: 324
Massachusetts Certification #: M-TN003
Michigan Certification #: 9958
Minnesota Certification #: 047-999-395
Mississippi Certification #: TN00003
Missouri Certification #: 340
Montana Certification #: CERT0086
Nebraska Certification #: NE-OS-15-05
Nevada Certification #: TN-03-2002-34
New Hampshire Certification #: 2975
New Jersey Certification #: TN002
New Mexico DW Certification
New York Certification #: 11742
North Carolina Aquatic Toxicity Certification #: 41
North Carolina Drinking Water Certification #: 21704
North Carolina Environmental Certificate #: 375
North Dakota Certification #: R-140
Ohio VAP Certification #: CL0069
Oklahoma Certification #: 9915
Oregon Certification #: TN200002
Pennsylvania Certification #: 68-02979
Rhode Island Certification #: LAO00356
South Carolina Certification #: 84004
South Dakota Certification
Tennessee DW/Chem/Micro Certification #: 2006
Texas Certification #: T 104704245-17-14
Texas Mold Certification #: LAB0152
USDA Soil Permit #: P330-15-00234
Utah Certification #: TN00003
Virginia Certification #: VT2006
Vermont Dept. of Health: ID# VT-2006
Virginia Certification #: 460132
Washington Certification #: C847
West Virginia Certification #: 233
Wisconsin Certification #: 998093910
Wyoming UST Certification #: via A2LA 2926.01
A2LA-ISO 17025 Certification #: 1461.01
A2LA-ISO 17025 Certification #: 1461.02
AIHA-LAP/LLC EMLAP Certification #:100789

Pace Analytical Services Asheville
2225 Riverside Drive, Asheville, NC 28804
Florida/NELAP Certification #: E87648
North Carolina Drinking Water Certification #: 37712
North Carolina Wastewater Certification #: 40
South Carolina Laboratory ID: 99030
South Carolina Certification #: 99030001
Virginia/VELAP Certification #: 460222

Pace Analytical Services West Columbia
106 Vantage Point Drive, West Columbia, SC 29172
Alaska Dept. of Energy Conservation, Cert# 20-002
California ELAP, cert# 3049
DoD, DoD QSM V5.4, cert# I.2224
DOE, DoD/DOE QSM V5.4, cert# I.2224.01
Florida, Dept. of Health, cert# E87653-70
Georgia, Env. Protection Division, cert# E87653
Illinois, EPA NELAP, cert# 2000552024-9
Kansas, Dept. of Health and Environment, cert# E-10417
Kentucky, Dept. for Env. Protection, UST, cert# 103582
Kentucky, Dept. for Env. Protection, cert# 98037
Louisiana, Dept. of Environmental Quality, cert# 5125
North Carolina, DEQ, Water Resources, cert# 329
New Jersey, Dept. of Env. Protection, cert# NLC 240005
Oklahoma, Dept. of Env. Quality, cert# 2023-175
Oregon, ELAP, cert# 4181-006
Pennsylvania, Dept. of Env. Protection, cert# 003
South Carolina, Dept. of Env. Services, cert# 32010001
Texas, Commission on Env. Quality, cert# TX-C24-00083
Virginia, Dept. of General Services, cert# 13080
Wisconsin, Dept. of Natural Resources, cert# 399136100

This report shall not be reproduced, except in full,
without the written consent of Pace Analytical Services, LLC.

Pace Analytical Services, LLC
9800 Kincey Ave. Suite 100
Huntersville, NC 28078
(704)875-9092

SAMPLE SUMMARY

Project: Plant Bowen AP-1 (CA)
Pace Project No.: 92779870

Lab ID	Sample ID	Matrix	Date Collected	Date Received
92779870001	**BOW-PT-02**	Water	02/13/25 16:27	02/14/25 09:35
92779870002	**BOW-PT-04**	Water	02/13/25 14:04	02/14/25 09:35
92779870003	**BOW-PT-05**	Water	02/13/25 14:19	02/14/25 09:35
92779870004	**BOW-PT-06**	Water	02/13/25 12:30	02/14/25 09:35
92779870005	**BOW-INW-01**	Water	02/13/25 16:06	02/14/25 09:35
92779870006	**BOW-AP1-FD-01**	Water	02/13/25 00:00	02/14/25 09:35
92779870007	**BOW-AP1-FB-01**	Water	02/13/25 14:43	02/14/25 09:35
92779870008	**BOW-AP1-EB-01**	Water	02/13/25 14:53	02/14/25 09:35

This report shall not be reproduced, except in full,
without the written consent of Pace Analytical Services, LLC.

Pace Analytical Services, LLC
9800 Kincey Ave. Suite 100
Huntersville, NC 28078
(704)875-9092

SAMPLE ANALYTE COUNT

Project: Plant Bowen AP-1 (CA)
Pace Project No.: 92779870

Lab ID	Sample ID	Method	Analysts	Analytes Reported	Laboratory
92779870001	**BOW-PT-02**	EPA 6020B	JPD	1	PAN
		EPA 7470A	MAB2	1	PASI-A
		SM 2320B-2011	YEG	3	PASI-A
		SM 2540C-2015	CDM	1	PASI-A
		SM 4500-S2D-2011	JP1	1	PASI-A
		EPA 300.0 Rev 2.1 1993	JCM	3	PASI-A
		EPA 6020B	BK1, BW	18	PASI-WC
92779870002	**BOW-PT-04**	EPA 6020B	JPD	1	PAN
		EPA 7470A	MAB2	1	PASI-A
		SM 2320B-2011	YEG	3	PASI-A
		SM 2540C-2015	CDM	1	PASI-A
		SM 4500-S2D-2011	JP1	1	PASI-A
		EPA 300.0 Rev 2.1 1993	JCM	3	PASI-A
		EPA 6020B	BK1, BW	18	PASI-WC
92779870003	**BOW-PT-05**	EPA 6020B	JPD	1	PAN
		EPA 7470A	MAB2	1	PASI-A
		SM 2320B-2011	YEG	3	PASI-A
		SM 2540C-2015	CDM	1	PASI-A
		SM 4500-S2D-2011	JP1	1	PASI-A
		EPA 300.0 Rev 2.1 1993	JCM	3	PASI-A
		EPA 6020B	BK1, BW	18	PASI-WC
92779870004	**BOW-PT-06**	EPA 6020B	JPD	1	PAN
		EPA 7470A	MAB2	1	PASI-A
		SM 2320B-2011	YEG	3	PASI-A
		SM 2540C-2015	CDM	1	PASI-A
		SM 4500-S2D-2011	JP1	1	PASI-A
		EPA 300.0 Rev 2.1 1993	JCM	3	PASI-A
		EPA 6020B	BK1, BW	18	PASI-WC
92779870005	**BOW-INW-01**	EPA 6020B	JPD	1	PAN
		EPA 7470A	MAB2	1	PASI-A
		SM 2320B-2011	YEG	3	PASI-A
		SM 2540C-2015	CDM	1	PASI-A
		SM 4500-S2D-2011	JP1	1	PASI-A
		EPA 300.0 Rev 2.1 1993	JCM	3	PASI-A
		EPA 6020B	BK1, BW	18	PASI-WC
92779870006	**BOW-AP1-FD-01**	EPA 6020B	JPD	1	PAN
		EPA 7470A	MAB2	1	PASI-A

This report shall not be reproduced, except in full,
without the written consent of Pace Analytical Services, LLC.

Pace Analytical Services, LLC
9800 Kincey Ave. Suite 100
Huntersville, NC 28078
(704)875-9092

SAMPLE ANALYTE COUNT

Project: Plant Bowen AP-1 (CA)
Pace Project No.: 92779870

Lab ID	Sample ID	Method	Analysts	Analytes Reported	Laboratory
		SM 2320B-2011	YEG	3	PASI-A
		SM 2540C-2015	CDM	1	PASI-A
		SM 4500-S2D-2011	JP1	1	PASI-A
		EPA 300.0 Rev 2.1 1993	JCM	3	PASI-A
		EPA 6020B	BK1, BW	18	PASI-WC
92779870007	**BOW-AP1-FB-01**	EPA 6020B	JPD	1	PAN
		EPA 7470A	MAB2	1	PASI-A
		SM 2320B-2011	YEG	3	PASI-A
		SM 2540C-2015	CDM	1	PASI-A
		SM 4500-S2D-2011	JP1	1	PASI-A
		EPA 300.0 Rev 2.1 1993	JCM	3	PASI-A
		EPA 6020B	BK1, BW	18	PASI-WC
92779870008	**BOW-AP1-EB-01**	EPA 6020B	JPD	1	PAN
		EPA 7470A	MAB2	1	PASI-A
		SM 2320B-2011	YEG	3	PASI-A
		SM 2540C-2015	CDM	1	PASI-A
		SM 4500-S2D-2011	JP1	1	PASI-A
		EPA 300.0 Rev 2.1 1993	JCM	3	PASI-A
		EPA 6020B	BK1, BW	18	PASI-WC

PAN = Pace National - Mt. Juliet
PASI-A = Pace Analytical Services - Asheville
PASI-WC = Pace Analytical Services - West Columbia

This report shall not be reproduced, except in full,
without the written consent of Pace Analytical Services, LLC.

Pace Analytical Services, LLC
9800 Kincey Ave. Suite 100
Huntersville, NC 28078
(704)875-9092

SUMMARY OF DETECTION

Project: Plant Bowen AP-1 (CA)
Pace Project No.: 92779870

Lab Sample ID Method	Client Sample ID Parameters	Result	Units	Report Limit	Analyzed	Qualifiers
92779870001	**BOW-PT-02**					
EPA 6020B	Lithium	0.00652J	mg/L	0.0300	03/14/25 12:05	J
SM 2320B-2011	Alkalinity,Bicarbonate (CaCO3)	160	mg/L	5.0	02/24/25 21:04	
SM 2320B-2011	Alkalinity, Total as CaCO3	160	mg/L	5.0	02/24/25 21:04	
SM 2540C-2015	Total Dissolved Solids	712	mg/L	50.0	02/20/25 12:05	
EPA 300.0 Rev 2.1 1993	Chloride	137	mg/L	3.0	02/16/25 08:15	M1
EPA 300.0 Rev 2.1 1993	Fluoride	0.21	mg/L	0.10	02/15/25 20:58	M1
EPA 300.0 Rev 2.1 1993	Sulfate	131	mg/L	3.0	02/16/25 08:15	M1
EPA 6020B	Barium	0.031	mg/L	0.0050	03/13/25 15:08	
EPA 6020B	Boron	0.0072J	mg/L	0.040	03/16/25 20:10	
EPA 6020B	Calcium	72.3	mg/L	5.0	03/13/25 20:35	
EPA 6020B	Iron	0.89	mg/L	0.040	03/13/25 15:08	
EPA 6020B	Magnesium	5.4	mg/L	0.050	03/13/25 15:08	
EPA 6020B	Manganese	0.037J	mg/L	0.040	03/13/25 15:08	
EPA 6020B	Potassium	0.73	mg/L	0.50	03/13/25 15:08	
EPA 6020B	Sodium	4.0	mg/L	1.0	03/13/25 15:08	
92779870002	**BOW-PT-04**					
EPA 6020B	Lithium	0.00690J	mg/L	0.0300	03/14/25 12:50	J
SM 2320B-2011	Alkalinity,Bicarbonate (CaCO3)	158	mg/L	5.0	02/24/25 21:14	
SM 2320B-2011	Alkalinity, Total as CaCO3	158	mg/L	5.0	02/24/25 21:14	
SM 2540C-2015	Total Dissolved Solids	1470	mg/L	50.0	02/20/25 12:06	
EPA 300.0 Rev 2.1 1993	Chloride	359	mg/L	9.0	02/16/25 09:33	
EPA 300.0 Rev 2.1 1993	Fluoride	0.21	mg/L	0.10	02/15/25 21:45	
EPA 300.0 Rev 2.1 1993	Sulfate	300	mg/L	9.0	02/16/25 09:33	
EPA 6020B	Barium	0.12	mg/L	0.0050	03/13/25 15:15	
EPA 6020B	Boron	0.013J	mg/L	0.040	03/16/25 20:19	
EPA 6020B	Calcium	58.7	mg/L	1.0	03/13/25 15:15	
EPA 6020B	Iron	1.0	mg/L	0.040	03/13/25 15:15	
EPA 6020B	Magnesium	11.2	mg/L	0.050	03/13/25 15:15	
EPA 6020B	Manganese	0.0095J	mg/L	0.040	03/13/25 15:15	
EPA 6020B	Potassium	0.45J	mg/L	0.50	03/13/25 15:15	
EPA 6020B	Sodium	10.6	mg/L	1.0	03/13/25 15:15	
92779870003	**BOW-PT-05**					
EPA 6020B	Lithium	0.00528J	mg/L	0.0300	03/14/25 12:53	J
SM 2320B-2011	Alkalinity,Bicarbonate (CaCO3)	143	mg/L	5.0	02/24/25 21:24	
SM 2320B-2011	Alkalinity, Total as CaCO3	143	mg/L	5.0	02/24/25 21:24	
SM 2540C-2015	Total Dissolved Solids	1940	mg/L	50.0	02/20/25 12:06	
EPA 300.0 Rev 2.1 1993	Chloride	495	mg/L	13.0	02/16/25 09:48	
EPA 300.0 Rev 2.1 1993	Fluoride	0.20	mg/L	0.10	02/15/25 22:01	
EPA 300.0 Rev 2.1 1993	Sulfate	373	mg/L	13.0	02/16/25 09:48	
EPA 6020B	Barium	0.029	mg/L	0.0050	03/13/25 15:21	
EPA 6020B	Boron	0.0076J	mg/L	0.040	03/16/25 20:28	
EPA 6020B	Calcium	51.5	mg/L	1.0	03/13/25 15:21	
EPA 6020B	Iron	0.56	mg/L	0.040	03/13/25 15:21	
EPA 6020B	Magnesium	5.4	mg/L	0.050	03/13/25 15:21	
EPA 6020B	Potassium	0.69	mg/L	0.50	03/13/25 15:21	
EPA 6020B	Sodium	4.7	mg/L	1.0	03/13/25 15:21	

This report shall not be reproduced, except in full,
without the written consent of Pace Analytical Services, LLC.

Pace Analytical Services, LLC
9800 Kincey Ave. Suite 100
Huntersville, NC 28078
(704)875-9092

SUMMARY OF DETECTION

Project: Plant Bowen AP-1 (CA)
Pace Project No.: 92779870

Lab Sample ID Method	Client Sample ID Parameters	Result	Units	Report Limit	Analyzed	Qualifiers
92779870004	**BOW-PT-06**					
EPA 6020B	Lithium	0.00753J	mg/L	0.0300	03/14/25 12:56	J
SM 2320B-2011	Alkalinity,Bicarbonate (CaCO3)	113	mg/L	5.0	02/24/25 21:34	
SM 2320B-2011	Alkalinity, Total as CaCO3	113	mg/L	5.0	02/24/25 21:34	
SM 2540C-2015	Total Dissolved Solids	2640	mg/L	50.0	02/20/25 12:06	
EPA 300.0 Rev 2.1 1993	Chloride	688	mg/L	36.0	02/16/25 10:04	
EPA 300.0 Rev 2.1 1993	Fluoride	0.12	mg/L	0.10	02/15/25 22:17	
EPA 300.0 Rev 2.1 1993	Sulfate	434	mg/L	36.0	02/16/25 10:04	
EPA 6020B	Barium	0.027	mg/L	0.0050	03/13/25 15:28	
EPA 6020B	Boron	0.0072J	mg/L	0.040	03/16/25 20:37	
EPA 6020B	Calcium	7.1	mg/L	1.0	03/13/25 15:28	
EPA 6020B	Chromium	0.0041J	mg/L	0.0050	03/13/25 15:28	
EPA 6020B	Iron	0.27	mg/L	0.040	03/13/25 15:28	
EPA 6020B	Magnesium	2.5	mg/L	0.050	03/13/25 15:28	
EPA 6020B	Manganese	0.0022J	mg/L	0.040	03/13/25 15:28	
EPA 6020B	Potassium	0.84	mg/L	0.50	03/13/25 15:28	
EPA 6020B	Sodium	3.7	mg/L	1.0	03/13/25 15:28	
92779870005	**BOW-INW-01**					
EPA 6020B	Lithium	0.00527J	mg/L	0.0300	03/14/25 12:59	J
SM 2320B-2011	Alkalinity,Bicarbonate (CaCO3)	170	mg/L	5.0	02/24/25 21:43	
SM 2320B-2011	Alkalinity, Total as CaCO3	170	mg/L	5.0	02/24/25 21:43	
SM 2540C-2015	Total Dissolved Solids	702	mg/L	50.0	02/20/25 12:06	1g
EPA 300.0 Rev 2.1 1993	Chloride	138	mg/L	3.0	02/16/25 10:20	
EPA 300.0 Rev 2.1 1993	Fluoride	0.26	mg/L	0.10	02/15/25 22:33	
EPA 300.0 Rev 2.1 1993	Sulfate	140	mg/L	3.0	02/16/25 10:20	
EPA 6020B	Barium	0.031	mg/L	0.0050	03/13/25 15:34	
EPA 6020B	Boron	0.0099J	mg/L	0.040	03/16/25 20:47	
EPA 6020B	Calcium	8.6	mg/L	1.0	03/13/25 15:34	
EPA 6020B	Chromium	0.0023J	mg/L	0.0050	03/13/25 15:34	
EPA 6020B	Iron	0.11	mg/L	0.040	03/13/25 15:34	
EPA 6020B	Magnesium	3.5	mg/L	0.050	03/13/25 15:34	
EPA 6020B	Manganese	0.0055J	mg/L	0.040	03/13/25 15:34	
EPA 6020B	Potassium	0.18J	mg/L	0.50	03/13/25 15:34	
EPA 6020B	Selenium	0.0025J	mg/L	0.0050	03/13/25 15:34	
EPA 6020B	Sodium	9.1	mg/L	1.0	03/13/25 15:34	
92779870006	**BOW-AP1-FD-01**					
EPA 6020B	Lithium	0.00507J	mg/L	0.0300	03/14/25 13:02	J
SM 2320B-2011	Alkalinity,Bicarbonate (CaCO3)	141	mg/L	5.0	02/24/25 21:54	
SM 2320B-2011	Alkalinity, Total as CaCO3	141	mg/L	5.0	02/24/25 21:54	
SM 2540C-2015	Total Dissolved Solids	2040	mg/L	50.0	02/20/25 12:06	
EPA 300.0 Rev 2.1 1993	Chloride	507	mg/L	13.0	02/16/25 10:35	
EPA 300.0 Rev 2.1 1993	Fluoride	0.20	mg/L	0.10	02/15/25 22:48	
EPA 300.0 Rev 2.1 1993	Sulfate	381	mg/L	13.0	02/16/25 10:35	
EPA 6020B	Barium	0.037	mg/L	0.0050	03/13/25 15:41	
EPA 6020B	Boron	0.21	mg/L	0.040	03/16/25 20:56	
EPA 6020B	Calcium	25.0	mg/L	1.0	03/13/25 15:41	
EPA 6020B	Cobalt	0.0027J	mg/L	0.0050	03/13/25 15:41	

This report shall not be reproduced, except in full,
without the written consent of Pace Analytical Services, LLC.

Pace Analytical Services, LLC
9800 Kincey Ave. Suite 100
Huntersville, NC 28078
(704)875-9092

SUMMARY OF DETECTION

Project: Plant Bowen AP-1 (CA)
Pace Project No.: 92779870

Lab Sample ID Method	Client Sample ID Parameters	Result	Units	Report Limit	Analyzed	Qualifiers
92779870006	**BOW-AP1-FD-01**					
EPA 6020B	Iron	7.5	mg/L	0.040	03/13/25 15:41	
EPA 6020B	Magnesium	12.7	mg/L	0.050	03/13/25 15:41	
EPA 6020B	Manganese	2.8	mg/L	0.20	03/13/25 20:41	
EPA 6020B	Potassium	0.72	mg/L	0.50	03/13/25 15:41	
EPA 6020B	Sodium	11.1	mg/L	1.0	03/13/25 15:41	
92779870007	**BOW-AP1-FB-01**					
EPA 6020B	Barium	0.032	mg/L	0.0050	03/13/25 15:47	
EPA 6020B	Boron	3.8	mg/L	0.80	03/16/25 21:05	
EPA 6020B	Cadmium	0.0015	mg/L	0.00050	03/13/25 15:47	
EPA 6020B	Calcium	151	mg/L	5.0	03/13/25 20:47	
EPA 6020B	Cobalt	0.0014J	mg/L	0.0050	03/13/25 15:47	
EPA 6020B	Iron	2.9	mg/L	0.040	03/13/25 15:47	
EPA 6020B	Magnesium	35.8	mg/L	0.050	03/13/25 15:47	
EPA 6020B	Manganese	2.3	mg/L	0.20	03/13/25 20:47	
EPA 6020B	Potassium	3.0	mg/L	0.50	03/13/25 15:47	
EPA 6020B	Sodium	17.8	mg/L	1.0	03/13/25 15:47	
92779870008	**BOW-AP1-EB-01**					
EPA 6020B	Barium	0.042	mg/L	0.0050	03/13/25 16:06	
EPA 6020B	Boron	5.3	mg/L	0.80	03/16/25 21:14	
EPA 6020B	Cadmium	0.00080	mg/L	0.00050	03/13/25 16:06	
EPA 6020B	Calcium	158	mg/L	5.0	03/13/25 20:54	
EPA 6020B	Cobalt	0.0030J	mg/L	0.0050	03/13/25 16:06	
EPA 6020B	Iron	3.3	mg/L	0.040	03/13/25 16:06	
EPA 6020B	Magnesium	41.8	mg/L	0.050	03/13/25 16:06	
EPA 6020B	Manganese	2.7	mg/L	0.20	03/13/25 20:54	
EPA 6020B	Potassium	3.8	mg/L	0.50	03/13/25 16:06	
EPA 6020B	Sodium	22.4	mg/L	1.0	03/13/25 16:06	

This report shall not be reproduced, except in full,
without the written consent of Pace Analytical Services, LLC.

Pace Analytical Services, LLC
9800 Kincey Ave. Suite 100
Huntersville, NC 28078
(704)875-9092

ANALYTICAL RESULTS

Project: Plant Bowen AP-1 (CA)
Pace Project No.: 92779870

Sample: BOW-PT-02 **Lab ID: 92779870001** Collected: 02/13/25 16:27 Received: 02/14/25 09:35 Matrix: Water

Parameters	Results	Units	Report Limit	MDL	DF	Prepared	Analyzed	CAS No.	Qual
Metals (ICPMS) 6020B	Analytical Method: EPA 6020B Preparation Method: 3015 Pace National - Mt. Juliet								
Lithium	**0.00652J**	mg/L	0.0300	0.000600	1	03/13/25 23:46	03/14/25 12:05	7439-93-2	J
7470 Mercury	Analytical Method: EPA 7470A Preparation Method: EPA 7470A Pace Analytical Services - Asheville								
Mercury	ND	mg/L	0.00020	0.00012	1	02/18/25 12:52	02/18/25 17:36	7439-97-6	
2320B Alkalinity	Analytical Method: SM 2320B-2011 Pace Analytical Services - Asheville								
Alkalinity,Bicarbonate (CaCO3)	**160**	mg/L	5.0	5.0	1		02/24/25 21:04		
Alkalinity,Carbonate (CaCO3)	ND	mg/L	5.0	5.0	1		02/24/25 21:04		
Alkalinity, Total as CaCO3	**160**	mg/L	5.0	5.0	1		02/24/25 21:04		
2540C Total Dissolved Solids	Analytical Method: SM 2540C-2015 Pace Analytical Services - Asheville								
Total Dissolved Solids	**712**	mg/L	50.0	50.0	1		02/20/25 12:05		
4500S2D Sulfide Water	Analytical Method: SM 4500-S2D-2011 Pace Analytical Services - Asheville								
Sulfide	ND	mg/L	0.10	0.022	1		02/15/25 02:24	18496-25-8	
300.0 IC Anions 28 Days	Analytical Method: EPA 300.0 Rev 2.1 1993 Pace Analytical Services - Asheville								
Chloride	**137**	mg/L	3.0	1.8	3		02/16/25 08:15	16887-00-6	M1
Fluoride	**0.21**	mg/L	0.10	0.050	1		02/15/25 20:58	16984-48-8	M1
Sulfate	**131**	mg/L	3.0	1.5	3		02/16/25 08:15	14808-79-8	M1
WC 6020B MET ICPMS	Analytical Method: EPA 6020B Preparation Method: EPA 3005A Pace Analytical Services - West Columbia								
Antimony	ND	mg/L	0.0030	0.00050	1	03/09/25 08:20	03/13/25 15:08	7440-36-0	
Arsenic	ND	mg/L	0.0050	0.0012	1	03/09/25 08:20	03/13/25 15:08	7440-38-2	
Barium	**0.031**	mg/L	0.0050	0.0012	1	03/09/25 08:20	03/13/25 15:08	7440-39-3	
Beryllium	ND	mg/L	0.00050	0.00015	1	03/09/25 08:20	03/13/25 15:08	7440-41-7	
Boron	**0.0072J**	mg/L	0.040	0.0062	1	03/09/25 08:20	03/16/25 20:10	7440-42-8	
Cadmium	ND	mg/L	0.00050	0.00012	1	03/09/25 08:20	03/13/25 15:08	7440-43-9	
Calcium	**72.3**	mg/L	5.0	0.50	5	03/09/25 08:20	03/13/25 20:35	7440-70-2	
Chromium	ND	mg/L	0.0050	0.0012	1	03/09/25 08:20	03/13/25 15:08	7440-47-3	
Cobalt	ND	mg/L	0.0050	0.0012	1	03/09/25 08:20	03/13/25 15:08	7440-48-4	
Iron	**0.89**	mg/L	0.040	0.012	1	03/09/25 08:20	03/13/25 15:08	7439-89-6	
Lead	ND	mg/L	0.0010	0.00025	1	03/09/25 08:20	03/13/25 15:08	7439-92-1	
Magnesium	**5.4**	mg/L	0.050	0.010	1	03/09/25 08:20	03/13/25 15:08	7439-95-4	
Manganese	**0.037J**	mg/L	0.040	0.0012	1	03/09/25 08:20	03/13/25 15:08	7439-96-5	
Molybdenum	ND	mg/L	0.010	0.0025	1	03/09/25 08:20	03/13/25 15:08	7439-98-7	
Potassium	**0.73**	mg/L	0.50	0.10	1	03/09/25 08:20	03/13/25 15:08	7440-09-7	
Selenium	ND	mg/L	0.0050	0.0012	1	03/09/25 08:20	03/13/25 15:08	7782-49-2	

This report shall not be reproduced, except in full,
without the written consent of Pace Analytical Services, LLC.

Pace Analytical Services, LLC
9800 Kincey Ave. Suite 100
Huntersville, NC 28078
(704)875-9092

ANALYTICAL RESULTS

Project: Plant Bowen AP-1 (CA)
Pace Project No.: 92779870

Sample: BOW-PT-02 **Lab ID: 92779870001** Collected: 02/13/25 16:27 Received: 02/14/25 09:35 Matrix: Water

Parameters	Results	Units	Report Limit	MDL	DF	Prepared	Analyzed	CAS No.	Qual
WC 6020B MET ICPMS	Analytical Method: EPA 6020B Preparation Method: EPA 3005A Pace Analytical Services - West Columbia								
Sodium	**4.0**	mg/L	1.0	0.15	1	03/09/25 08:20	03/13/25 15:08	7440-23-5	
Thallium	ND	mg/L	0.0010	0.00015	1	03/09/25 08:20	03/13/25 15:08	7440-28-0	

This report shall not be reproduced, except in full,
without the written consent of Pace Analytical Services, LLC.

Pace Analytical Services, LLC
9800 Kincey Ave. Suite 100
Huntersville, NC 28078
(704)875-9092

ANALYTICAL RESULTS

Project: Plant Bowen AP-1 (CA)
Pace Project No.: 92779870

Sample: BOW-PT-04 **Lab ID: 92779870002** Collected: 02/13/25 14:04 Received: 02/14/25 09:35 Matrix: Water

Parameters	Results	Units	Report Limit	MDL	DF	Prepared	Analyzed	CAS No.	Qual
Metals (ICPMS) 6020B	Analytical Method: EPA 6020B Preparation Method: 3015 Pace National - Mt. Juliet								
Lithium	**0.00690J**	mg/L	0.0300	0.000600	1	03/13/25 23:46	03/14/25 12:50	7439-93-2	J
7470 Mercury	Analytical Method: EPA 7470A Preparation Method: EPA 7470A Pace Analytical Services - Asheville								
Mercury	ND	mg/L	0.00020	0.00012	1	02/18/25 12:52	02/18/25 17:38	7439-97-6	
2320B Alkalinity	Analytical Method: SM 2320B-2011 Pace Analytical Services - Asheville								
Alkalinity,Bicarbonate (CaCO3)	**158**	mg/L	5.0	5.0	1		02/24/25 21:14		
Alkalinity,Carbonate (CaCO3)	ND	mg/L	5.0	5.0	1		02/24/25 21:14		
Alkalinity, Total as CaCO3	**158**	mg/L	5.0	5.0	1		02/24/25 21:14		
2540C Total Dissolved Solids	Analytical Method: SM 2540C-2015 Pace Analytical Services - Asheville								
Total Dissolved Solids	**1470**	mg/L	50.0	50.0	1		02/20/25 12:06		
4500S2D Sulfide Water	Analytical Method: SM 4500-S2D-2011 Pace Analytical Services - Asheville								
Sulfide	ND	mg/L	0.10	0.022	1		02/15/25 02:24	18496-25-8	
300.0 IC Anions 28 Days	Analytical Method: EPA 300.0 Rev 2.1 1993 Pace Analytical Services - Asheville								
Chloride	**359**	mg/L	9.0	5.4	9		02/16/25 09:33	16887-00-6	
Fluoride	**0.21**	mg/L	0.10	0.050	1		02/15/25 21:45	16984-48-8	
Sulfate	**300**	mg/L	9.0	4.5	9		02/16/25 09:33	14808-79-8	
WC 6020B MET ICPMS	Analytical Method: EPA 6020B Preparation Method: EPA 3005A Pace Analytical Services - West Columbia								
Antimony	ND	mg/L	0.0030	0.00050	1	03/09/25 08:20	03/13/25 15:15	7440-36-0	
Arsenic	ND	mg/L	0.0050	0.0012	1	03/09/25 08:20	03/13/25 15:15	7440-38-2	
Barium	**0.12**	mg/L	0.0050	0.0012	1	03/09/25 08:20	03/13/25 15:15	7440-39-3	
Beryllium	ND	mg/L	0.00050	0.00015	1	03/09/25 08:20	03/13/25 15:15	7440-41-7	
Boron	**0.013J**	mg/L	0.040	0.0062	1	03/09/25 08:20	03/16/25 20:19	7440-42-8	
Cadmium	ND	mg/L	0.00050	0.00012	1	03/09/25 08:20	03/13/25 15:15	7440-43-9	
Calcium	**58.7**	mg/L	1.0	0.10	1	03/09/25 08:20	03/13/25 15:15	7440-70-2	
Chromium	ND	mg/L	0.0050	0.0012	1	03/09/25 08:20	03/13/25 15:15	7440-47-3	
Cobalt	ND	mg/L	0.0050	0.0012	1	03/09/25 08:20	03/13/25 15:15	7440-48-4	
Iron	**1.0**	mg/L	0.040	0.012	1	03/09/25 08:20	03/13/25 15:15	7439-89-6	
Lead	ND	mg/L	0.0010	0.00025	1	03/09/25 08:20	03/13/25 15:15	7439-92-1	
Magnesium	**11.2**	mg/L	0.050	0.010	1	03/09/25 08:20	03/13/25 15:15	7439-95-4	
Manganese	**0.0095J**	mg/L	0.040	0.0012	1	03/09/25 08:20	03/13/25 15:15	7439-96-5	
Molybdenum	ND	mg/L	0.010	0.0025	1	03/09/25 08:20	03/13/25 15:15	7439-98-7	
Potassium	**0.45J**	mg/L	0.50	0.10	1	03/09/25 08:20	03/13/25 15:15	7440-09-7	
Selenium	ND	mg/L	0.0050	0.0012	1	03/09/25 08:20	03/13/25 15:15	7782-49-2	

This report shall not be reproduced, except in full,
without the written consent of Pace Analytical Services, LLC.

Pace Analytical Services, LLC
9800 Kincey Ave. Suite 100
Huntersville, NC 28078
(704)875-9092

ANALYTICAL RESULTS

Project: Plant Bowen AP-1 (CA)
Pace Project No.: 92779870

Sample: BOW-PT-04 **Lab ID: 92779870002** Collected: 02/13/25 14:04 Received: 02/14/25 09:35 Matrix: Water

Parameters	Results	Units	Report Limit	MDL	DF	Prepared	Analyzed	CAS No.	Qual
WC 6020B MET ICPMS	Analytical Method: EPA 6020B Preparation Method: EPA 3005A Pace Analytical Services - West Columbia								
Sodium	**10.6**	mg/L	1.0	0.15	1	03/09/25 08:20	03/13/25 15:15	7440-23-5	
Thallium	ND	mg/L	0.0010	0.00015	1	03/09/25 08:20	03/13/25 15:15	7440-28-0	

This report shall not be reproduced, except in full,
without the written consent of Pace Analytical Services, LLC.

Pace Analytical Services, LLC
9800 Kincey Ave. Suite 100
Huntersville, NC 28078
(704)875-9092

ANALYTICAL RESULTS

Project: Plant Bowen AP-1 (CA)
Pace Project No.: 92779870

Sample: BOW-PT-05 **Lab ID: 92779870003** Collected: 02/13/25 14:19 Received: 02/14/25 09:35 Matrix: Water

Parameters	Results	Units	Report Limit	MDL	DF	Prepared	Analyzed	CAS No.	Qual
Metals (ICPMS) 6020B	Analytical Method: EPA 6020B Preparation Method: 3015 Pace National - Mt. Juliet								
Lithium	**0.00528J**	mg/L	0.0300	0.000600	1	03/13/25 23:46	03/14/25 12:53	7439-93-2	J
7470 Mercury	Analytical Method: EPA 7470A Preparation Method: EPA 7470A Pace Analytical Services - Asheville								
Mercury	ND	mg/L	0.00020	0.00012	1	02/18/25 12:52	02/18/25 17:40	7439-97-6	
2320B Alkalinity	Analytical Method: SM 2320B-2011 Pace Analytical Services - Asheville								
Alkalinity,Bicarbonate (CaCO3)	**143**	mg/L	5.0	5.0	1		02/24/25 21:24		
Alkalinity,Carbonate (CaCO3)	ND	mg/L	5.0	5.0	1		02/24/25 21:24		
Alkalinity, Total as CaCO3	**143**	mg/L	5.0	5.0	1		02/24/25 21:24		
2540C Total Dissolved Solids	Analytical Method: SM 2540C-2015 Pace Analytical Services - Asheville								
Total Dissolved Solids	**1940**	mg/L	50.0	50.0	1		02/20/25 12:06		
4500S2D Sulfide Water	Analytical Method: SM 4500-S2D-2011 Pace Analytical Services - Asheville								
Sulfide	ND	mg/L	0.10	0.022	1		02/15/25 02:26	18496-25-8	
300.0 IC Anions 28 Days	Analytical Method: EPA 300.0 Rev 2.1 1993 Pace Analytical Services - Asheville								
Chloride	**495**	mg/L	13.0	7.8	13		02/16/25 09:48	16887-00-6	
Fluoride	**0.20**	mg/L	0.10	0.050	1		02/15/25 22:01	16984-48-8	
Sulfate	**373**	mg/L	13.0	6.5	13		02/16/25 09:48	14808-79-8	
WC 6020B MET ICPMS	Analytical Method: EPA 6020B Preparation Method: EPA 3005A Pace Analytical Services - West Columbia								
Antimony	ND	mg/L	0.0030	0.00050	1	03/09/25 08:20	03/13/25 15:21	7440-36-0	
Arsenic	ND	mg/L	0.0050	0.0012	1	03/09/25 08:20	03/13/25 15:21	7440-38-2	
Barium	**0.029**	mg/L	0.0050	0.0012	1	03/09/25 08:20	03/13/25 15:21	7440-39-3	
Beryllium	ND	mg/L	0.00050	0.00015	1	03/09/25 08:20	03/13/25 15:21	7440-41-7	
Boron	**0.0076J**	mg/L	0.040	0.0062	1	03/09/25 08:20	03/16/25 20:28	7440-42-8	
Cadmium	ND	mg/L	0.00050	0.00012	1	03/09/25 08:20	03/13/25 15:21	7440-43-9	
Calcium	**51.5**	mg/L	1.0	0.10	1	03/09/25 08:20	03/13/25 15:21	7440-70-2	
Chromium	ND	mg/L	0.0050	0.0012	1	03/09/25 08:20	03/13/25 15:21	7440-47-3	
Cobalt	ND	mg/L	0.0050	0.0012	1	03/09/25 08:20	03/13/25 15:21	7440-48-4	
Iron	**0.56**	mg/L	0.040	0.012	1	03/09/25 08:20	03/13/25 15:21	7439-89-6	
Lead	ND	mg/L	0.0010	0.00025	1	03/09/25 08:20	03/13/25 15:21	7439-92-1	
Magnesium	**5.4**	mg/L	0.050	0.010	1	03/09/25 08:20	03/13/25 15:21	7439-95-4	
Manganese	ND	mg/L	0.040	0.0012	1	03/09/25 08:20	03/13/25 15:21	7439-96-5	
Molybdenum	ND	mg/L	0.010	0.0025	1	03/09/25 08:20	03/13/25 15:21	7439-98-7	
Potassium	**0.69**	mg/L	0.50	0.10	1	03/09/25 08:20	03/13/25 15:21	7440-09-7	
Selenium	ND	mg/L	0.0050	0.0012	1	03/09/25 08:20	03/13/25 15:21	7782-49-2	

This report shall not be reproduced, except in full,
without the written consent of Pace Analytical Services, LLC.

Pace Analytical Services, LLC
9800 Kincey Ave. Suite 100
Huntersville, NC 28078
(704)875-9092

ANALYTICAL RESULTS

Project: Plant Bowen AP-1 (CA)
Pace Project No.: 92779870

Sample: BOW-PT-05 **Lab ID: 92779870003** Collected: 02/13/25 14:19 Received: 02/14/25 09:35 Matrix: Water

Parameters	Results	Units	Report Limit	MDL	DF	Prepared	Analyzed	CAS No.	Qual
WC 6020B MET ICPMS	Analytical Method: EPA 6020B Preparation Method: EPA 3005A Pace Analytical Services - West Columbia								
Sodium	**4.7**	mg/L	1.0	0.15	1	03/09/25 08:20	03/13/25 15:21	7440-23-5	
Thallium	ND	mg/L	0.0010	0.00015	1	03/09/25 08:20	03/13/25 15:21	7440-28-0	

This report shall not be reproduced, except in full,
without the written consent of Pace Analytical Services, LLC.

Pace Analytical Services, LLC
9800 Kincey Ave. Suite 100
Huntersville, NC 28078
(704)875-9092

ANALYTICAL RESULTS

Project: Plant Bowen AP-1 (CA)
Pace Project No.: 92779870

Sample: BOW-PT-06 **Lab ID: 92779870004** Collected: 02/13/25 12:30 Received: 02/14/25 09:35 Matrix: Water

Parameters	Results	Units	Report Limit	MDL	DF	Prepared	Analyzed	CAS No.	Qual
Metals (ICPMS) 6020B	Analytical Method: EPA 6020B Preparation Method: 3015 Pace National - Mt. Juliet								
Lithium	**0.00753J**	mg/L	0.0300	0.000600	1	03/13/25 23:46	03/14/25 12:56	7439-93-2	J
7470 Mercury	Analytical Method: EPA 7470A Preparation Method: EPA 7470A Pace Analytical Services - Asheville								
Mercury	ND	mg/L	0.00020	0.00012	1	02/18/25 12:52	02/18/25 17:42	7439-97-6	
2320B Alkalinity	Analytical Method: SM 2320B-2011 Pace Analytical Services - Asheville								
Alkalinity,Bicarbonate (CaCO3)	**113**	mg/L	5.0	5.0	1		02/24/25 21:34		
Alkalinity,Carbonate (CaCO3)	ND	mg/L	5.0	5.0	1		02/24/25 21:34		
Alkalinity, Total as CaCO3	**113**	mg/L	5.0	5.0	1		02/24/25 21:34		
2540C Total Dissolved Solids	Analytical Method: SM 2540C-2015 Pace Analytical Services - Asheville								
Total Dissolved Solids	**2640**	mg/L	50.0	50.0	1		02/20/25 12:06		
4500S2D Sulfide Water	Analytical Method: SM 4500-S2D-2011 Pace Analytical Services - Asheville								
Sulfide	ND	mg/L	0.10	0.022	1		02/15/25 02:28	18496-25-8	
300.0 IC Anions 28 Days	Analytical Method: EPA 300.0 Rev 2.1 1993 Pace Analytical Services - Asheville								
Chloride	**688**	mg/L	36.0	21.6	36		02/16/25 10:04	16887-00-6	
Fluoride	**0.12**	mg/L	0.10	0.050	1		02/15/25 22:17	16984-48-8	
Sulfate	**434**	mg/L	36.0	18.0	36		02/16/25 10:04	14808-79-8	
WC 6020B MET ICPMS	Analytical Method: EPA 6020B Preparation Method: EPA 3005A Pace Analytical Services - West Columbia								
Antimony	ND	mg/L	0.0030	0.00050	1	03/09/25 08:20	03/13/25 15:28	7440-36-0	
Arsenic	ND	mg/L	0.0050	0.0012	1	03/09/25 08:20	03/13/25 15:28	7440-38-2	
Barium	**0.027**	mg/L	0.0050	0.0012	1	03/09/25 08:20	03/13/25 15:28	7440-39-3	
Beryllium	ND	mg/L	0.00050	0.00015	1	03/09/25 08:20	03/13/25 15:28	7440-41-7	
Boron	**0.0072J**	mg/L	0.040	0.0062	1	03/09/25 08:20	03/16/25 20:37	7440-42-8	
Cadmium	ND	mg/L	0.00050	0.00012	1	03/09/25 08:20	03/13/25 15:28	7440-43-9	
Calcium	**7.1**	mg/L	1.0	0.10	1	03/09/25 08:20	03/13/25 15:28	7440-70-2	
Chromium	**0.0041J**	mg/L	0.0050	0.0012	1	03/09/25 08:20	03/13/25 15:28	7440-47-3	
Cobalt	ND	mg/L	0.0050	0.0012	1	03/09/25 08:20	03/13/25 15:28	7440-48-4	
Iron	**0.27**	mg/L	0.040	0.012	1	03/09/25 08:20	03/13/25 15:28	7439-89-6	
Lead	ND	mg/L	0.0010	0.00025	1	03/09/25 08:20	03/13/25 15:28	7439-92-1	
Magnesium	**2.5**	mg/L	0.050	0.010	1	03/09/25 08:20	03/13/25 15:28	7439-95-4	
Manganese	**0.0022J**	mg/L	0.040	0.0012	1	03/09/25 08:20	03/13/25 15:28	7439-96-5	
Molybdenum	ND	mg/L	0.010	0.0025	1	03/09/25 08:20	03/13/25 15:28	7439-98-7	
Potassium	**0.84**	mg/L	0.50	0.10	1	03/09/25 08:20	03/13/25 15:28	7440-09-7	
Selenium	ND	mg/L	0.0050	0.0012	1	03/09/25 08:20	03/13/25 15:28	7782-49-2	

This report shall not be reproduced, except in full,
without the written consent of Pace Analytical Services, LLC.

Pace Analytical Services, LLC
9800 Kincey Ave. Suite 100
Huntersville, NC 28078
(704)875-9092

ANALYTICAL RESULTS

Project: Plant Bowen AP-1 (CA)
Pace Project No.: 92779870

Sample: BOW-PT-06 **Lab ID: 92779870004** Collected: 02/13/25 12:30 Received: 02/14/25 09:35 Matrix: Water

Parameters	Results	Units	Report Limit	MDL	DF	Prepared	Analyzed	CAS No.	Qual
WC 6020B MET ICPMS	Analytical Method: EPA 6020B Preparation Method: EPA 3005A Pace Analytical Services - West Columbia								
Sodium	**3.7**	mg/L	1.0	0.15	1	03/09/25 08:20	03/13/25 15:28	7440-23-5	
Thallium	ND	mg/L	0.0010	0.00015	1	03/09/25 08:20	03/13/25 15:28	7440-28-0	

This report shall not be reproduced, except in full,
without the written consent of Pace Analytical Services, LLC.

Pace Analytical Services, LLC
9800 Kincey Ave. Suite 100
Huntersville, NC 28078
(704)875-9092

ANALYTICAL RESULTS

Project: Plant Bowen AP-1 (CA)
Pace Project No.: 92779870

Sample: BOW-INW-01 **Lab ID: 92779870005** Collected: 02/13/25 16:06 Received: 02/14/25 09:35 Matrix: Water

Parameters	Results	Units	Report Limit	MDL	DF	Prepared	Analyzed	CAS No.	Qual
Metals (ICPMS) 6020B	Analytical Method: EPA 6020B Preparation Method: 3015 Pace National - Mt. Juliet								
Lithium	**0.00527J**	mg/L	0.0300	0.000600	1	03/13/25 23:46	03/14/25 12:59	7439-93-2	J
7470 Mercury	Analytical Method: EPA 7470A Preparation Method: EPA 7470A Pace Analytical Services - Asheville								
Mercury	ND	mg/L	0.00020	0.00012	1	02/18/25 12:52	02/18/25 17:44	7439-97-6	
2320B Alkalinity	Analytical Method: SM 2320B-2011 Pace Analytical Services - Asheville								
Alkalinity,Bicarbonate (CaCO3)	**170**	mg/L	5.0	5.0	1		02/24/25 21:43		
Alkalinity,Carbonate (CaCO3)	ND	mg/L	5.0	5.0	1		02/24/25 21:43		
Alkalinity, Total as CaCO3	**170**	mg/L	5.0	5.0	1		02/24/25 21:43		
2540C Total Dissolved Solids	Analytical Method: SM 2540C-2015 Pace Analytical Services - Asheville								
Total Dissolved Solids	**702**	mg/L	50.0	50.0	1		02/20/25 12:06		1g
4500S2D Sulfide Water	Analytical Method: SM 4500-S2D-2011 Pace Analytical Services - Asheville								
Sulfide	ND	mg/L	0.10	0.022	1		02/15/25 02:28	18496-25-8	
300.0 IC Anions 28 Days	Analytical Method: EPA 300.0 Rev 2.1 1993 Pace Analytical Services - Asheville								
Chloride	**138**	mg/L	3.0	1.8	3		02/16/25 10:20	16887-00-6	
Fluoride	**0.26**	mg/L	0.10	0.050	1		02/15/25 22:33	16984-48-8	
Sulfate	**140**	mg/L	3.0	1.5	3		02/16/25 10:20	14808-79-8	
WC 6020B MET ICPMS	Analytical Method: EPA 6020B Preparation Method: EPA 3005A Pace Analytical Services - West Columbia								
Antimony	ND	mg/L	0.0030	0.00050	1	03/09/25 08:20	03/13/25 15:34	7440-36-0	
Arsenic	ND	mg/L	0.0050	0.0012	1	03/09/25 08:20	03/13/25 15:34	7440-38-2	
Barium	**0.031**	mg/L	0.0050	0.0012	1	03/09/25 08:20	03/13/25 15:34	7440-39-3	
Beryllium	ND	mg/L	0.00050	0.00015	1	03/09/25 08:20	03/13/25 15:34	7440-41-7	
Boron	**0.0099J**	mg/L	0.040	0.0062	1	03/09/25 08:20	03/16/25 20:47	7440-42-8	
Cadmium	ND	mg/L	0.00050	0.00012	1	03/09/25 08:20	03/13/25 15:34	7440-43-9	
Calcium	**8.6**	mg/L	1.0	0.10	1	03/09/25 08:20	03/13/25 15:34	7440-70-2	
Chromium	**0.0023J**	mg/L	0.0050	0.0012	1	03/09/25 08:20	03/13/25 15:34	7440-47-3	
Cobalt	ND	mg/L	0.0050	0.0012	1	03/09/25 08:20	03/13/25 15:34	7440-48-4	
Iron	**0.11**	mg/L	0.040	0.012	1	03/09/25 08:20	03/13/25 15:34	7439-89-6	
Lead	ND	mg/L	0.0010	0.00025	1	03/09/25 08:20	03/13/25 15:34	7439-92-1	
Magnesium	**3.5**	mg/L	0.050	0.010	1	03/09/25 08:20	03/13/25 15:34	7439-95-4	
Manganese	**0.0055J**	mg/L	0.040	0.0012	1	03/09/25 08:20	03/13/25 15:34	7439-96-5	
Molybdenum	ND	mg/L	0.010	0.0025	1	03/09/25 08:20	03/13/25 15:34	7439-98-7	
Potassium	**0.18J**	mg/L	0.50	0.10	1	03/09/25 08:20	03/13/25 15:34	7440-09-7	
Selenium	**0.0025J**	mg/L	0.0050	0.0012	1	03/09/25 08:20	03/13/25 15:34	7782-49-2	

This report shall not be reproduced, except in full,
without the written consent of Pace Analytical Services, LLC.

Pace Analytical Services, LLC
9800 Kincey Ave. Suite 100
Huntersville, NC 28078
(704)875-9092

ANALYTICAL RESULTS

Project: Plant Bowen AP-1 (CA)
Pace Project No.: 92779870

Sample: BOW-INW-01 **Lab ID: 92779870005** Collected: 02/13/25 16:06 Received: 02/14/25 09:35 Matrix: Water

Parameters	Results	Units	Report Limit	MDL	DF	Prepared	Analyzed	CAS No.	Qual
WC 6020B MET ICPMS	Analytical Method: EPA 6020B Preparation Method: EPA 3005A Pace Analytical Services - West Columbia								
Sodium	**9.1**	mg/L	1.0	0.15	1	03/09/25 08:20	03/13/25 15:34	7440-23-5	
Thallium	ND	mg/L	0.0010	0.00015	1	03/09/25 08:20	03/13/25 15:34	7440-28-0	

This report shall not be reproduced, except in full,
without the written consent of Pace Analytical Services, LLC.

Pace Analytical Services, LLC
9800 Kincey Ave. Suite 100
Huntersville, NC 28078
(704)875-9092

ANALYTICAL RESULTS

Project: Plant Bowen AP-1 (CA)
Pace Project No.: 92779870

Sample: BOW-AP1-FD-01 **Lab ID: 92779870006** Collected: 02/13/25 00:00 Received: 02/14/25 09:35 Matrix: Water

Parameters	Results	Units	Report Limit	MDL	DF	Prepared	Analyzed	CAS No.	Qual
Metals (ICPMS) 6020B	Analytical Method: EPA 6020B Preparation Method: 3015 Pace National - Mt. Juliet								
Lithium	**0.00507J**	mg/L	0.0300	0.000600	1	03/13/25 23:46	03/14/25 13:02	7439-93-2	J
7470 Mercury	Analytical Method: EPA 7470A Preparation Method: EPA 7470A Pace Analytical Services - Asheville								
Mercury	ND	mg/L	0.00020	0.00012	1	02/18/25 12:52	02/18/25 17:46	7439-97-6	
2320B Alkalinity	Analytical Method: SM 2320B-2011 Pace Analytical Services - Asheville								
Alkalinity,Bicarbonate (CaCO3)	**141**	mg/L	5.0	5.0	1		02/24/25 21:54		
Alkalinity,Carbonate (CaCO3)	ND	mg/L	5.0	5.0	1		02/24/25 21:54		
Alkalinity, Total as CaCO3	**141**	mg/L	5.0	5.0	1		02/24/25 21:54		
2540C Total Dissolved Solids	Analytical Method: SM 2540C-2015 Pace Analytical Services - Asheville								
Total Dissolved Solids	**2040**	mg/L	50.0	50.0	1		02/20/25 12:06		
4500S2D Sulfide Water	Analytical Method: SM 4500-S2D-2011 Pace Analytical Services - Asheville								
Sulfide	ND	mg/L	0.10	0.022	1		02/15/25 02:28	18496-25-8	
300.0 IC Anions 28 Days	Analytical Method: EPA 300.0 Rev 2.1 1993 Pace Analytical Services - Asheville								
Chloride	**507**	mg/L	13.0	7.8	13		02/16/25 10:35	16887-00-6	
Fluoride	**0.20**	mg/L	0.10	0.050	1		02/15/25 22:48	16984-48-8	
Sulfate	**381**	mg/L	13.0	6.5	13		02/16/25 10:35	14808-79-8	
WC 6020B MET ICPMS	Analytical Method: EPA 6020B Preparation Method: EPA 3005A Pace Analytical Services - West Columbia								
Antimony	ND	mg/L	0.0030	0.00050	1	03/09/25 08:20	03/13/25 15:41	7440-36-0	
Arsenic	ND	mg/L	0.0050	0.0012	1	03/09/25 08:20	03/13/25 15:41	7440-38-2	
Barium	**0.037**	mg/L	0.0050	0.0012	1	03/09/25 08:20	03/13/25 15:41	7440-39-3	
Beryllium	ND	mg/L	0.00050	0.00015	1	03/09/25 08:20	03/13/25 15:41	7440-41-7	
Boron	**0.21**	mg/L	0.040	0.0062	1	03/09/25 08:20	03/16/25 20:56	7440-42-8	
Cadmium	ND	mg/L	0.00050	0.00012	1	03/09/25 08:20	03/13/25 15:41	7440-43-9	
Calcium	**25.0**	mg/L	1.0	0.10	1	03/09/25 08:20	03/13/25 15:41	7440-70-2	
Chromium	ND	mg/L	0.0050	0.0012	1	03/09/25 08:20	03/13/25 15:41	7440-47-3	
Cobalt	**0.0027J**	mg/L	0.0050	0.0012	1	03/09/25 08:20	03/13/25 15:41	7440-48-4	
Iron	**7.5**	mg/L	0.040	0.012	1	03/09/25 08:20	03/13/25 15:41	7439-89-6	
Lead	ND	mg/L	0.0010	0.00025	1	03/09/25 08:20	03/13/25 15:41	7439-92-1	
Magnesium	**12.7**	mg/L	0.050	0.010	1	03/09/25 08:20	03/13/25 15:41	7439-95-4	
Manganese	**2.8**	mg/L	0.20	0.0062	5	03/09/25 08:20	03/13/25 20:41	7439-96-5	
Molybdenum	ND	mg/L	0.010	0.0025	1	03/09/25 08:20	03/13/25 15:41	7439-98-7	
Potassium	**0.72**	mg/L	0.50	0.10	1	03/09/25 08:20	03/13/25 15:41	7440-09-7	
Selenium	ND	mg/L	0.0050	0.0012	1	03/09/25 08:20	03/13/25 15:41	7782-49-2	

This report shall not be reproduced, except in full,
without the written consent of Pace Analytical Services, LLC.

Pace Analytical Services, LLC
9800 Kincey Ave. Suite 100
Huntersville, NC 28078
(704)875-9092

ANALYTICAL RESULTS

Project: Plant Bowen AP-1 (CA)
Pace Project No.: 92779870

Sample: BOW-AP1-FD-01 **Lab ID: 92779870006** Collected: 02/13/25 00:00 Received: 02/14/25 09:35 Matrix: Water

Parameters	Results	Units	Report Limit	MDL	DF	Prepared	Analyzed	CAS No.	Qual
WC 6020B MET ICPMS	Analytical Method: EPA 6020B Preparation Method: EPA 3005A Pace Analytical Services - West Columbia								
Sodium	**11.1**	mg/L	1.0	0.15	1	03/09/25 08:20	03/13/25 15:41	7440-23-5	
Thallium	ND	mg/L	0.0010	0.00015	1	03/09/25 08:20	03/13/25 15:41	7440-28-0	

This report shall not be reproduced, except in full,
without the written consent of Pace Analytical Services, LLC.

Pace Analytical Services, LLC
9800 Kincey Ave. Suite 100
Huntersville, NC 28078
(704)875-9092

ANALYTICAL RESULTS

Project: Plant Bowen AP-1 (CA)
Pace Project No.: 92779870

Sample: BOW-AP1-FB-01 **Lab ID: 92779870007** Collected: 02/13/25 14:43 Received: 02/14/25 09:35 Matrix: Water

Parameters	Results	Units	Report Limit	MDL	DF	Prepared	Analyzed	CAS No.	Qual
Metals (ICPMS) 6020B	Analytical Method: EPA 6020B Preparation Method: 3015 Pace National - Mt. Juliet								
Lithium	ND	mg/L	0.0300	0.000600	1	03/13/25 23:46	03/14/25 13:05	7439-93-2	
7470 Mercury	Analytical Method: EPA 7470A Preparation Method: EPA 7470A Pace Analytical Services - Asheville								
Mercury	ND	mg/L	0.00020	0.00012	1	02/18/25 12:52	02/18/25 17:48	7439-97-6	
2320B Alkalinity	Analytical Method: SM 2320B-2011 Pace Analytical Services - Asheville								
Alkalinity,Bicarbonate (CaCO3)	ND	mg/L	5.0	5.0	1		02/24/25 22:04		
Alkalinity,Carbonate (CaCO3)	ND	mg/L	5.0	5.0	1		02/24/25 22:04		
Alkalinity, Total as CaCO3	ND	mg/L	5.0	5.0	1		02/24/25 22:04		
2540C Total Dissolved Solids	Analytical Method: SM 2540C-2015 Pace Analytical Services - Asheville								
Total Dissolved Solids	ND	mg/L	25.0	25.0	1		02/20/25 12:06		
4500S2D Sulfide Water	Analytical Method: SM 4500-S2D-2011 Pace Analytical Services - Asheville								
Sulfide	ND	mg/L	0.10	0.022	1		02/15/25 02:29	18496-25-8	
300.0 IC Anions 28 Days	Analytical Method: EPA 300.0 Rev 2.1 1993 Pace Analytical Services - Asheville								
Chloride	ND	mg/L	1.0	0.60	1		02/15/25 12:47	16887-00-6	
Fluoride	ND	mg/L	0.10	0.050	1		02/15/25 12:47	16984-48-8	
Sulfate	ND	mg/L	1.0	0.50	1		02/15/25 12:47	14808-79-8	
WC 6020B MET ICPMS	Analytical Method: EPA 6020B Preparation Method: EPA 3005A Pace Analytical Services - West Columbia								
Antimony	ND	mg/L	0.0030	0.00050	1	03/09/25 08:20	03/13/25 15:47	7440-36-0	
Arsenic	ND	mg/L	0.0050	0.0012	1	03/09/25 08:20	03/13/25 15:47	7440-38-2	
Barium	**0.032**	mg/L	0.0050	0.0012	1	03/09/25 08:20	03/13/25 15:47	7440-39-3	
Beryllium	ND	mg/L	0.00050	0.00015	1	03/09/25 08:20	03/13/25 15:47	7440-41-7	
Boron	**3.8**	mg/L	0.80	0.12	20	03/09/25 08:20	03/16/25 21:05	7440-42-8	
Cadmium	**0.0015**	mg/L	0.00050	0.00012	1	03/09/25 08:20	03/13/25 15:47	7440-43-9	
Calcium	**151**	mg/L	5.0	0.50	5	03/09/25 08:20	03/13/25 20:47	7440-70-2	
Chromium	ND	mg/L	0.0050	0.0012	1	03/09/25 08:20	03/13/25 15:47	7440-47-3	
Cobalt	**0.0014J**	mg/L	0.0050	0.0012	1	03/09/25 08:20	03/13/25 15:47	7440-48-4	
Iron	**2.9**	mg/L	0.040	0.012	1	03/09/25 08:20	03/13/25 15:47	7439-89-6	
Lead	ND	mg/L	0.0010	0.00025	1	03/09/25 08:20	03/13/25 15:47	7439-92-1	
Magnesium	**35.8**	mg/L	0.050	0.010	1	03/09/25 08:20	03/13/25 15:47	7439-95-4	
Manganese	**2.3**	mg/L	0.20	0.0062	5	03/09/25 08:20	03/13/25 20:47	7439-96-5	
Molybdenum	ND	mg/L	0.010	0.0025	1	03/09/25 08:20	03/13/25 15:47	7439-98-7	
Potassium	**3.0**	mg/L	0.50	0.10	1	03/09/25 08:20	03/13/25 15:47	7440-09-7	
Selenium	ND	mg/L	0.0050	0.0012	1	03/09/25 08:20	03/13/25 15:47	7782-49-2	

This report shall not be reproduced, except in full,
without the written consent of Pace Analytical Services, LLC.

Pace Analytical Services, LLC
9800 Kincey Ave. Suite 100
Huntersville, NC 28078
(704)875-9092

ANALYTICAL RESULTS

Project: Plant Bowen AP-1 (CA)
Pace Project No.: 92779870

Sample: BOW-AP1-FB-01 **Lab ID: 92779870007** Collected: 02/13/25 14:43 Received: 02/14/25 09:35 Matrix: Water

Parameters	Results	Units	Report Limit	MDL	DF	Prepared	Analyzed	CAS No.	Qual
WC 6020B MET ICPMS	Analytical Method: EPA 6020B Preparation Method: EPA 3005A Pace Analytical Services - West Columbia								
Sodium	**17.8**	mg/L	1.0	0.15	1	03/09/25 08:20	03/13/25 15:47	7440-23-5	
Thallium	ND	mg/L	0.0010	0.00015	1	03/09/25 08:20	03/13/25 15:47	7440-28-0	

This report shall not be reproduced, except in full,
without the written consent of Pace Analytical Services, LLC.

Pace Analytical Services, LLC
9800 Kincey Ave. Suite 100
Huntersville, NC 28078
(704)875-9092

ANALYTICAL RESULTS

Project: Plant Bowen AP-1 (CA)
Pace Project No.: 92779870

Sample: BOW-AP1-EB-01 **Lab ID: 92779870008** Collected: 02/13/25 14:53 Received: 02/14/25 09:35 Matrix: Water

Parameters	Results	Units	Report Limit	MDL	DF	Prepared	Analyzed	CAS No.	Qual
Metals (ICPMS) 6020B	Analytical Method: EPA 6020B Preparation Method: 3015								
	Pace National - Mt. Juliet								
Lithium	ND	mg/L	0.0300	0.000600	1	03/13/25 23:46	03/14/25 13:15	7439-93-2	
7470 Mercury	Analytical Method: EPA 7470A Preparation Method: EPA 7470A								
	Pace Analytical Services - Asheville								
Mercury	ND	mg/L	0.00020	0.00012	1	02/18/25 12:52	02/18/25 17:54	7439-97-6	
2320B Alkalinity	Analytical Method: SM 2320B-2011								
	Pace Analytical Services - Asheville								
Alkalinity,Bicarbonate (CaCO3)	ND	mg/L	5.0	5.0	1		02/24/25 22:07		
Alkalinity,Carbonate (CaCO3)	ND	mg/L	5.0	5.0	1		02/24/25 22:07		
Alkalinity, Total as CaCO3	ND	mg/L	5.0	5.0	1		02/24/25 22:07		
2540C Total Dissolved Solids	Analytical Method: SM 2540C-2015								
	Pace Analytical Services - Asheville								
Total Dissolved Solids	ND	mg/L	25.0	25.0	1		02/20/25 12:06		
4500S2D Sulfide Water	Analytical Method: SM 4500-S2D-2011								
	Pace Analytical Services - Asheville								
Sulfide	ND	mg/L	0.10	0.022	1		02/15/25 02:29	18496-25-8	
300.0 IC Anions 28 Days	Analytical Method: EPA 300.0 Rev 2.1 1993								
	Pace Analytical Services - Asheville								
Chloride	ND	mg/L	1.0	0.60	1		02/15/25 13:02	16887-00-6	
Fluoride	ND	mg/L	0.10	0.050	1		02/15/25 13:02	16984-48-8	
Sulfate	ND	mg/L	1.0	0.50	1		02/15/25 13:02	14808-79-8	
WC 6020B MET ICPMS	Analytical Method: EPA 6020B Preparation Method: EPA 3005A								
	Pace Analytical Services - West Columbia								
Antimony	ND	mg/L	0.0030	0.00050	1	03/09/25 08:20	03/13/25 16:06	7440-36-0	
Arsenic	ND	mg/L	0.0050	0.0012	1	03/09/25 08:20	03/13/25 16:06	7440-38-2	
Barium	**0.042**	mg/L	0.0050	0.0012	1	03/09/25 08:20	03/13/25 16:06	7440-39-3	
Beryllium	ND	mg/L	0.00050	0.00015	1	03/09/25 08:20	03/13/25 16:06	7440-41-7	
Boron	**5.3**	mg/L	0.80	0.12	20	03/09/25 08:20	03/16/25 21:14	7440-42-8	
Cadmium	**0.00080**	mg/L	0.00050	0.00012	1	03/09/25 08:20	03/13/25 16:06	7440-43-9	
Calcium	**158**	mg/L	5.0	0.50	5	03/09/25 08:20	03/13/25 20:54	7440-70-2	
Chromium	ND	mg/L	0.0050	0.0012	1	03/09/25 08:20	03/13/25 16:06	7440-47-3	
Cobalt	**0.0030J**	mg/L	0.0050	0.0012	1	03/09/25 08:20	03/13/25 16:06	7440-48-4	
Iron	**3.3**	mg/L	0.040	0.012	1	03/09/25 08:20	03/13/25 16:06	7439-89-6	
Lead	ND	mg/L	0.0010	0.00025	1	03/09/25 08:20	03/13/25 16:06	7439-92-1	
Magnesium	**41.8**	mg/L	0.050	0.010	1	03/09/25 08:20	03/13/25 16:06	7439-95-4	
Manganese	**2.7**	mg/L	0.20	0.0062	5	03/09/25 08:20	03/13/25 20:54	7439-96-5	
Molybdenum	ND	mg/L	0.010	0.0025	1	03/09/25 08:20	03/13/25 16:06	7439-98-7	
Potassium	**3.8**	mg/L	0.50	0.10	1	03/09/25 08:20	03/13/25 16:06	7440-09-7	
Selenium	ND	mg/L	0.0050	0.0012	1	03/09/25 08:20	03/13/25 16:06	7782-49-2	

This report shall not be reproduced, except in full,
without the written consent of Pace Analytical Services, LLC.

Pace Analytical Services, LLC
9800 Kincey Ave. Suite 100
Huntersville, NC 28078
(704)875-9092

ANALYTICAL RESULTS

Project: Plant Bowen AP-1 (CA)
Pace Project No.: 92779870

Sample: BOW-AP1-EB-01 **Lab ID: 92779870008** Collected: 02/13/25 14:53 Received: 02/14/25 09:35 Matrix: Water

Parameters	Results	Units	Report Limit	MDL	DF	Prepared	Analyzed	CAS No.	Qual
WC 6020B MET ICPMS	Analytical Method: EPA 6020B Preparation Method: EPA 3005A Pace Analytical Services - West Columbia								
Sodium	**22.4**	mg/L	1.0	0.15	1	03/09/25 08:20	03/13/25 16:06	7440-23-5	
Thallium	ND	mg/L	0.0010	0.00015	1	03/09/25 08:20	03/13/25 16:06	7440-28-0	

This report shall not be reproduced, except in full,
without the written consent of Pace Analytical Services, LLC.

Pace Analytical Services, LLC
9800 Kincey Ave. Suite 100
Huntersville, NC 28078
(704)875-9092

QUALITY CONTROL DATA

Project: Plant Bowen AP-1 (CA)
Pace Project No.: 92779870

QC Batch: 2468198
QC Batch Method: 3015
Analysis Method: EPA 6020B
Analysis Description: Metals (ICPMS) 6020B
Laboratory: Pace National - Mt. Juliet
Associated Lab Samples: 92779870001, 92779870002, 92779870003, 92779870004, 92779870005, 92779870006, 92779870007, 92779870008

METHOD BLANK: R4186486-1 Matrix: Water
Associated Lab Samples: 92779870001, 92779870002, 92779870003, 92779870004, 92779870005, 92779870006, 92779870007, 92779870008

Parameter	Units	Blank Result	Reporting Limit	MDL	Analyzed	Qualifiers
Lithium	mg/L	ND	0.0300	0.000600	03/14/25 11:58	

LABORATORY CONTROL SAMPLE: R4186486-2

Parameter	Units	Spike Conc.	LCS Result	LCS % Rec	% Rec Limits	Qualifiers
Lithium	mg/L	0.0500	0.0486	97.3	80.0-120	

MATRIX SPIKE & MATRIX SPIKE DUPLICATE: R4186486-4 R4186486-5

Parameter	Units	92779870001 Result	MS Spike Conc.	MSD Spike Conc.	MS Result	MSD Result	MS % Rec	MSD % Rec	% Rec Limits	RPD	Max RPD	Qual
Lithium	mg/L	0.00652	0.0500	0.0500	0.0549	0.0534	96.8	93.8	75.0-125	2.82	20	

Results presented on this page are in the units indicated by the "Units" column except where an alternate unit is presented to the right of the result.

This report shall not be reproduced, except in full,
without the written consent of Pace Analytical Services, LLC.

Pace Analytical Services, LLC
9800 Kincey Ave. Suite 100
Huntersville, NC 28078
(704)875-9092

QUALITY CONTROL DATA

Project: Plant Bowen AP-1 (CA)
Pace Project No.: 92779870

QC Batch: 916561
QC Batch Method: EPA 7470A
Analysis Method: EPA 7470A
Analysis Description: 7470 Mercury
Laboratory: Pace Analytical Services - Asheville
Associated Lab Samples: 92779870001, 92779870002, 92779870003, 92779870004, 92779870005, 92779870006, 92779870007, 92779870008

METHOD BLANK: 4710694
Matrix: Water
Associated Lab Samples: 92779870001, 92779870002, 92779870003, 92779870004, 92779870005, 92779870006, 92779870007, 92779870008

Parameter	Units	Blank Result	Reporting Limit	MDL	Analyzed	Qualifiers
Mercury	mg/L	ND	0.00020	0.00012	02/18/25 17:05	

LABORATORY CONTROL SAMPLE: 4710695

Parameter	Units	Spike Conc.	LCS Result	LCS % Rec	% Rec Limits	Qualifiers
Mercury	mg/L	0.0025	0.0026	106	80-120	

MATRIX SPIKE & MATRIX SPIKE DUPLICATE: 4710696 4710697

Parameter	Units	92778538047 Result	MS Spike Conc.	MSD Spike Conc.	MS Result	MSD Result	MS % Rec	MSD % Rec	% Rec Limits	RPD	Max RPD	Qual
Mercury	mg/L	0.00085	0.0025	0.0025	0.0033	0.0032	99	96	75-125	2	25	

Results presented on this page are in the units indicated by the "Units" column except where an alternate unit is presented to the right of the result.

This report shall not be reproduced, except in full,
without the written consent of Pace Analytical Services, LLC.

Pace Analytical Services, LLC
9800 Kincey Ave. Suite 100
Huntersville, NC 28078
(704)875-9092

QUALITY CONTROL DATA

Project: Plant Bowen AP-1 (CA)
Pace Project No.: 92779870

QC Batch: 918109
QC Batch Method: SM 2320B-2011
Analysis Method: SM 2320B-2011
Analysis Description: 2320B Alkalinity
Laboratory: Pace Analytical Services - Asheville
Associated Lab Samples: 92779870001, 92779870002, 92779870003, 92779870004, 92779870005, 92779870006, 92779870007, 92779870008

METHOD BLANK: 4718509
Matrix: Water
Associated Lab Samples: 92779870001, 92779870002, 92779870003, 92779870004, 92779870005, 92779870006, 92779870007, 92779870008

Parameter	Units	Blank Result	Reporting Limit	MDL	Analyzed	Qualifiers
Alkalinity, Total as CaCO3	mg/L	ND	5.0	5.0	02/24/25 19:40	
Alkalinity,Bicarbonate (CaCO3)	mg/L	ND	5.0	5.0	02/24/25 19:40	
Alkalinity,Carbonate (CaCO3)	mg/L	ND	5.0	5.0	02/24/25 19:40	

LABORATORY CONTROL SAMPLE: 4718510

Parameter	Units	Spike Conc.	LCS Result	LCS % Rec	% Rec Limits	Qualifiers
Alkalinity, Total as CaCO3	mg/L	50	50.6	101	80-120	

LABORATORY CONTROL SAMPLE: 4718511

Parameter	Units	Spike Conc.	LCS Result	LCS % Rec	% Rec Limits	Qualifiers
Alkalinity, Total as CaCO3	mg/L	50	50.9	102	80-120	

MATRIX SPIKE & MATRIX SPIKE DUPLICATE: 4718512 4718513

Parameter	Units	92779769001 Result	MS Spike Conc.	MSD Spike Conc.	MS Result	MSD Result	MS % Rec	MSD % Rec	% Rec Limits	RPD	Max RPD	Qual
Alkalinity, Total as CaCO3	mg/L	75.8	50	50	124	123	96	95	80-120	0	25	

MATRIX SPIKE & MATRIX SPIKE DUPLICATE: 4718514 4718515

Parameter	Units	92779769002 Result	MS Spike Conc.	MSD Spike Conc.	MS Result	MSD Result	MS % Rec	MSD % Rec	% Rec Limits	RPD	Max RPD	Qual
Alkalinity, Total as CaCO3	mg/L	65.5	50	50	114	114	96	97	80-120	0	25	

Results presented on this page are in the units indicated by the "Units" column except where an alternate unit is presented to the right of the result.

This report shall not be reproduced, except in full,
without the written consent of Pace Analytical Services, LLC.

Pace Analytical Services, LLC
9800 Kincey Ave. Suite 100
Huntersville, NC 28078
(704)875-9092

QUALITY CONTROL DATA

Project: Plant Bowen AP-1 (CA)
Pace Project No.: 92779870

QC Batch: 917320
QC Batch Method: SM 2540C-2015
Analysis Method: SM 2540C-2015
Analysis Description: 2540C Total Dissolved Solids
Laboratory: Pace Analytical Services - Asheville
Associated Lab Samples: 92779870001, 92779870002, 92779870003, 92779870004, 92779870005, 92779870006, 92779870007, 92779870008

METHOD BLANK: 4714776
Matrix: Water
Associated Lab Samples: 92779870001, 92779870002, 92779870003, 92779870004, 92779870005, 92779870006, 92779870007, 92779870008

Parameter	Units	Blank Result	Reporting Limit	MDL	Analyzed	Qualifiers
Total Dissolved Solids	mg/L	ND	25.0	25.0	02/20/25 12:05	

LABORATORY CONTROL SAMPLE: 4714777

Parameter	Units	Spike Conc.	LCS Result	LCS % Rec	% Rec Limits	Qualifiers
Total Dissolved Solids	mg/L	250	260	104	90-110	

SAMPLE DUPLICATE: 4714778

Parameter	Units	92778538044 Result	Dup Result	RPD	Max RPD	Qualifiers
Total Dissolved Solids	mg/L	ND	ND		25	

SAMPLE DUPLICATE: 4714779

Parameter	Units	92779876001 Result	Dup Result	RPD	Max RPD	Qualifiers
Total Dissolved Solids	mg/L	58.0	57.0	2	25	

Results presented on this page are in the units indicated by the "Units" column except where an alternate unit is presented to the right of the result.

This report shall not be reproduced, except in full,
without the written consent of Pace Analytical Services, LLC.

Pace Analytical Services, LLC
9800 Kincey Ave. Suite 100
Huntersville, NC 28078
(704)875-9092

QUALITY CONTROL DATA

Project: Plant Bowen AP-1 (CA)
Pace Project No.: 92779870

QC Batch: 916460
QC Batch Method: SM 4500-S2D-2011
Analysis Method: SM 4500-S2D-2011
Analysis Description: 4500S2D Sulfide Water
Laboratory: Pace Analytical Services - Asheville
Associated Lab Samples: 92779870001, 92779870002

METHOD BLANK: 4710441 Matrix: Water
Associated Lab Samples: 92779870001, 92779870002

Parameter	Units	Blank Result	Reporting Limit	MDL	Analyzed	Qualifiers
Sulfide	mg/L	ND	0.10	0.022	02/15/25 02:12	

LABORATORY CONTROL SAMPLE: 4710442

Parameter	Units	Spike Conc.	LCS Result	LCS % Rec	% Rec Limits	Qualifiers
Sulfide	mg/L	0.5	0.52	103	80-120	

MATRIX SPIKE & MATRIX SPIKE DUPLICATE: 4710443 4710444

Parameter	Units	92778538046 Result	MS Spike Conc.	MSD Spike Conc.	MS Result	MSD Result	MS % Rec	MSD % Rec	% Rec Limits	RPD	Max RPD	Qual
Sulfide	mg/L	0.20	0.5	0.5	0.69	0.75	98	110	80-120	8	10	

MATRIX SPIKE & MATRIX SPIKE DUPLICATE: 4710445 4710446

Parameter	Units	92778538039 Result	MS Spike Conc.	MSD Spike Conc.	MS Result	MSD Result	MS % Rec	MSD % Rec	% Rec Limits	RPD	Max RPD	Qual
Sulfide	mg/L	ND	0.5	0.5	0.44	0.50	88	101	80-120	13	10	R1

Results presented on this page are in the units indicated by the "Units" column except where an alternate unit is presented to the right of the result.

REPORT OF LABORATORY ANALYSIS

This report shall not be reproduced, except in full,
without the written consent of Pace Analytical Services, LLC.

Pace Analytical Services, LLC
9800 Kincey Ave. Suite 100
Huntersville, NC 28078
(704)875-9092

QUALITY CONTROL DATA

Project: Plant Bowen AP-1 (CA)
Pace Project No.: 92779870

QC Batch: 916461
QC Batch Method: SM 4500-S2D-2011
Analysis Method: SM 4500-S2D-2011
Analysis Description: 4500S2D Sulfide Water
Laboratory: Pace Analytical Services - Asheville
Associated Lab Samples: 92779870003, 92779870004, 92779870005, 92779870006, 92779870007, 92779870008

METHOD BLANK: 4710447 Matrix: Water
Associated Lab Samples: 92779870003, 92779870004, 92779870005, 92779870006, 92779870007, 92779870008

Parameter	Units	Blank Result	Reporting Limit	MDL	Analyzed	Qualifiers
Sulfide	mg/L	ND	0.10	0.022	02/15/25 02:25	

LABORATORY CONTROL SAMPLE: 4710448

Parameter	Units	Spike Conc.	LCS Result	LCS % Rec	% Rec Limits	Qualifiers
Sulfide	mg/L	0.5	0.48	95	80-120	

MATRIX SPIKE & MATRIX SPIKE DUPLICATE: 4710449 4710450

Parameter	Units	92779870003 Result	MS Spike Conc.	MSD Spike Conc.	MS Result	MSD Result	MS % Rec	MSD % Rec	% Rec Limits	RPD	Max RPD	Qual
Sulfide	mg/L	ND	0.5	0.5	0.42	0.46	84	91	80-120	8	10	

Results presented on this page are in the units indicated by the "Units" column except where an alternate unit is presented to the right of the result.

This report shall not be reproduced, except in full,
without the written consent of Pace Analytical Services, LLC.

Pace Analytical Services, LLC
9800 Kincey Ave. Suite 100
Huntersville, NC 28078
(704)875-9092

QUALITY CONTROL DATA

Project: Plant Bowen AP-1 (CA)
Pace Project No.: 92779870

QC Batch: 916490
QC Batch Method: EPA 300.0 Rev 2.1 1993
Analysis Method: EPA 300.0 Rev 2.1 1993
Analysis Description: 300.0 IC Anions
Laboratory: Pace Analytical Services - Asheville
Associated Lab Samples: 92779870001, 92779870002, 92779870003, 92779870004, 92779870005, 92779870006, 92779870007, 92779870008

METHOD BLANK: 4710520 Matrix: Water
Associated Lab Samples: 92779870001, 92779870002, 92779870003, 92779870004, 92779870005, 92779870006, 92779870007, 92779870008

Parameter	Units	Blank Result	Reporting Limit	MDL	Analyzed	Qualifiers
Chloride	mg/L	ND	1.0	0.60	02/15/25 19:54	
Fluoride	mg/L	ND	0.10	0.050	02/15/25 19:54	
Sulfate	mg/L	ND	1.0	0.50	02/15/25 19:54	

LABORATORY CONTROL SAMPLE: 4710521

Parameter	Units	Spike Conc.	LCS Result	LCS % Rec	% Rec Limits	Qualifiers
Chloride	mg/L	50	49.5	99	90-110	
Fluoride	mg/L	2.5	2.5	98	90-110	
Sulfate	mg/L	50	49.6	99	90-110	

MATRIX SPIKE & MATRIX SPIKE DUPLICATE: 4710522 4710523

Parameter	Units	92779870001 Result	MS Spike Conc.	MSD Spike Conc.	MS Result	MSD Result	MS % Rec	MSD % Rec	% Rec Limits	RPD	Max RPD	Qual
Chloride	mg/L	137	50	50	177	182	79	89	90-110	3	10	M1
Fluoride	mg/L	0.21	2.5	2.5	3.0	3.0	112	113	90-110	1	10	M1
Sulfate	mg/L	131	50	50	170	175	79	89	90-110	3	10	M1

MATRIX SPIKE & MATRIX SPIKE DUPLICATE: 4710524 4710525

Parameter	Units	92779883004 Result	MS Spike Conc.	MSD Spike Conc.	MS Result	MSD Result	MS % Rec	MSD % Rec	% Rec Limits	RPD	Max RPD	Qual
Chloride	mg/L	1.0	50	50	52.5	53.4	103	105	90-110	2	10	
Fluoride	mg/L	0.057J	2.5	2.5	2.6	2.6	101	103	90-110	2	10	
Sulfate	mg/L	ND	50	50	51.4	52.3	102	104	90-110	2	10	

Results presented on this page are in the units indicated by the "Units" column except where an alternate unit is presented to the right of the result.

This report shall not be reproduced, except in full,
without the written consent of Pace Analytical Services, LLC.

Pace Analytical Services, LLC
9800 Kincey Ave. Suite 100
Huntersville, NC 28078
(704)875-9092

QUALITY CONTROL DATA

Project: Plant Bowen AP-1 (CA)
Pace Project No.: 92779870

QC Batch: 921051
QC Batch Method: EPA 3005A
Analysis Method: EPA 6020B
Analysis Description: WC 6020B MET
Laboratory: Pace Analytical Services - West Columbia
Associated Lab Samples: 92779870001, 92779870002, 92779870003, 92779870004, 92779870005, 92779870006, 92779870007, 92779870008

METHOD BLANK: 4732980
Matrix: Water
Associated Lab Samples: 92779870001, 92779870002, 92779870003, 92779870004, 92779870005, 92779870006, 92779870007, 92779870008

Parameter	Units	Blank Result	Reporting Limit	MDL	Analyzed	Qualifiers
Antimony	mg/L	ND	0.0030	0.00050	03/13/25 12:20	
Arsenic	mg/L	ND	0.0050	0.0012	03/13/25 12:20	
Barium	mg/L	ND	0.0050	0.0012	03/13/25 12:20	
Beryllium	mg/L	ND	0.00050	0.00015	03/13/25 12:20	
Boron	mg/L	ND	0.040	0.0062	03/16/25 16:14	
Cadmium	mg/L	ND	0.00050	0.00012	03/13/25 12:20	
Calcium	mg/L	ND	1.0	0.10	03/13/25 12:20	
Chromium	mg/L	ND	0.0050	0.0012	03/13/25 12:20	
Cobalt	mg/L	ND	0.0050	0.0012	03/13/25 12:20	
Iron	mg/L	ND	0.040	0.012	03/13/25 12:20	
Lead	mg/L	ND	0.0010	0.00025	03/13/25 12:20	
Magnesium	mg/L	ND	0.050	0.010	03/13/25 12:20	
Manganese	mg/L	ND	0.040	0.0012	03/13/25 12:20	
Molybdenum	mg/L	ND	0.010	0.0025	03/13/25 12:20	
Potassium	mg/L	ND	0.50	0.10	03/13/25 12:20	
Selenium	mg/L	ND	0.0050	0.0012	03/13/25 12:20	
Sodium	mg/L	ND	1.0	0.15	03/13/25 12:20	
Thallium	mg/L	ND	0.0010	0.00015	03/13/25 12:20	

LABORATORY CONTROL SAMPLE: 4732981

Parameter	Units	Spike Conc.	LCS Result	LCS % Rec	% Rec Limits	Qualifiers
Antimony	mg/L	0.1	0.10	103	80-120	
Arsenic	mg/L	0.1	0.10	104	80-120	
Barium	mg/L	0.1	0.10	102	80-120	
Beryllium	mg/L	0.1	0.10	101	80-120	
Boron	mg/L	0.1	0.10	100	80-120	
Cadmium	mg/L	0.1	0.10	103	80-120	
Calcium	mg/L	1	1.1	105	80-120	
Chromium	mg/L	0.1	0.11	106	80-120	
Cobalt	mg/L	0.1	0.11	110	80-120	
Iron	mg/L	1	1.1	106	80-120	
Lead	mg/L	0.1	0.10	105	80-120	
Magnesium	mg/L	1	1.0	104	80-120	
Manganese	mg/L	0.1	0.11	106	80-120	
Molybdenum	mg/L	0.1	0.10	101	80-120	
Potassium	mg/L	1	1.1	105	80-120	

Results presented on this page are in the units indicated by the "Units" column except where an alternate unit is presented to the right of the result.

This report shall not be reproduced, except in full,
without the written consent of Pace Analytical Services, LLC.

Pace Analytical Services, LLC
9800 Kincey Ave. Suite 100
Huntersville, NC 28078
(704)875-9092

QUALITY CONTROL DATA

Project: Plant Bowen AP-1 (CA)
Pace Project No.: 92779870

LABORATORY CONTROL SAMPLE: 4732981

Parameter	Units	Spike Conc.	LCS Result	LCS % Rec	% Rec Limits	Qualifiers
Selenium	mg/L	0.1	0.10	104	80-120	
Sodium	mg/L	1	1.0	101	80-120	
Thallium	mg/L	0.1	0.11	108	80-120	

MATRIX SPIKE & MATRIX SPIKE DUPLICATE: 4732982 4732983

Parameter	Units	92779374001 Result	MS Spike Conc.	MSD Spike Conc.	MS Result	MSD Result	MS % Rec	MSD % Rec	% Rec Limits	RPD	Max RPD	Qual
Antimony	mg/L	ND	0.1	0.1	0.10	0.10	102	101	75-125	1	20	
Arsenic	mg/L	ND	0.1	0.1	0.10	0.10	103	101	75-125	1	20	
Barium	mg/L	0.033	0.1	0.1	0.13	0.13	101	100	75-125	1	20	
Beryllium	mg/L	ND	0.1	0.1	0.10	0.099	100	99	75-125	0	20	
Boron	mg/L	0.019J	0.1	0.1	0.12	0.13	102	108	75-125	5	20	
Cadmium	mg/L	ND	0.1	0.1	0.10	0.10	101	103	75-125	2	20	
Calcium	mg/L	14.1	1	1	15.5	15.2	143	116	75-125	2	20	M1
Chromium	mg/L	ND	0.1	0.1	0.10	0.10	103	103	75-125	1	20	
Cobalt	mg/L	ND	0.1	0.1	0.11	0.11	108	107	75-125	1	20	
Iron	mg/L	2.4	1	1	3.5	3.4	108	107	75-125	0	20	
Lead	mg/L	ND	0.1	0.1	0.10	0.11	104	107	75-125	3	20	
Magnesium	mg/L	5.5	1	1	6.6	6.5	109	102	75-125	1	20	
Manganese	mg/L	0.20	0.1	0.1	0.30	0.31	105	106	75-125	0	20	
Molybdenum	mg/L	ND	0.1	0.1	0.098	0.099	98	99	75-125	1	20	
Potassium	mg/L	0.35J	1	1	1.4	1.4	104	104	75-125	1	20	
Selenium	mg/L	ND	0.1	0.1	0.11	0.11	105	106	75-125	1	20	
Sodium	mg/L	4.0	1	1	5.1	5.1	109	105	75-125	1	20	
Thallium	mg/L	ND	0.1	0.1	0.11	0.11	107	107	75-125	0	20	

MATRIX SPIKE & MATRIX SPIKE DUPLICATE: 4732984 4732985

Parameter	Units	92779374002 Result	MS Spike Conc.	MSD Spike Conc.	MS Result	MSD Result	MS % Rec	MSD % Rec	% Rec Limits	RPD	Max RPD	Qual
Antimony	mg/L	ND	0.1	0.1	0.10	0.10	104	103	75-125	1	20	
Arsenic	mg/L	ND	0.1	0.1	0.11	0.10	106	104	75-125	2	20	
Barium	mg/L	0.20	0.1	0.1	0.31	0.30	105	99	75-125	2	20	
Beryllium	mg/L	ND	0.1	0.1	0.099	0.099	99	99	75-125	0	20	
Boron	mg/L	0.094	0.1	0.1	0.20	0.20	102	102	75-125	0	20	
Cadmium	mg/L	ND	0.1	0.1	0.10	0.10	103	101	75-125	2	20	
Calcium	mg/L	57.2	1	1	57.6	58.0	38	76	75-125	1	20	M1
Chromium	mg/L	ND	0.1	0.1	0.10	0.10	103	102	75-125	2	20	
Cobalt	mg/L	ND	0.1	0.1	0.11	0.11	106	106	75-125	0	20	
Iron	mg/L	2.7	1	1	3.8	3.7	109	102	75-125	2	20	
Lead	mg/L	ND	0.1	0.1	0.11	0.10	106	103	75-125	2	20	
Magnesium	mg/L	21.7	1	1	22.4	22.2	69	44	75-125	1	20	M1
Manganese	mg/L	0.22	0.1	0.1	0.32	0.32	102	101	75-125	0	20	

Results presented on this page are in the units indicated by the "Units" column except where an alternate unit is presented to the right of the result.

This report shall not be reproduced, except in full,
without the written consent of Pace Analytical Services, LLC.

Pace Analytical Services, LLC
9800 Kincey Ave. Suite 100
Huntersville, NC 28078
(704)875-9092

QUALITY CONTROL DATA

Project: Plant Bowen AP-1 (CA)
Pace Project No.: 92779870

MATRIX SPIKE & MATRIX SPIKE DUPLICATE: 4732984 4732985

Parameter	Units	92779374002 Result	MS Spike Conc.	MSD Spike Conc.	MS Result	MSD Result	MS % Rec	MSD % Rec	% Rec Limits	RPD	Max RPD	Qual
Molybdenum	mg/L	ND	0.1	0.1	0.099	0.099	99	99	75-125	0	20	
Potassium	mg/L	0.60	1	1	1.7	1.6	106	101	75-125	3	20	
Selenium	mg/L	ND	0.1	0.1	0.11	0.10	106	103	75-125	3	20	
Sodium	mg/L	12.8	1	1	13.8	13.5	101	77	75-125	2	20	
Thallium	mg/L	ND	0.1	0.1	0.11	0.11	106	107	75-125	1	20	

Results presented on this page are in the units indicated by the "Units" column except where an alternate unit is presented to the right of the result.

This report shall not be reproduced, except in full,
without the written consent of Pace Analytical Services, LLC.

Pace Analytical Services, LLC
9800 Kincey Ave. Suite 100
Huntersville, NC 28078
(704)875-9092

QUALIFIERS

Project: Plant Bowen AP-1 (CA)
Pace Project No.: 92779870

DEFINITIONS

DF - Dilution Factor, if reported, represents the factor applied to the reported data due to dilution of the sample aliquot.

ND - Not Detected at or above adjusted reporting limit.

TNTC - Too Numerous To Count

J - Estimated concentration above the adjusted method detection limit and below the adjusted reporting limit.

MDL - Adjusted Method Detection Limit.

PQL - Practical Quantitation Limit.

RL - Reporting Limit - The lowest concentration value that meets project requirements for quantitative data with known precision and bias for a specific analyte in a specific matrix.

S - Surrogate

1,2-Diphenylhydrazine decomposes to and cannot be separated from Azobenzene using Method 8270. The result for each analyte is a combined concentration.

Consistent with EPA guidelines, unrounded data are displayed and have been used to calculate % recovery and RPD values.

LCS(D) - Laboratory Control Sample (Duplicate)

MS(D) - Matrix Spike (Duplicate)

DUP - Sample Duplicate

RPD - Relative Percent Difference

NC - Not Calculable.

SG - Silica Gel - Clean-Up

U - Indicates the compound was analyzed for, but not detected.

Acid preservation may not be appropriate for 2 Chloroethylvinyl ether.

A separate vial preserved to a pH of 4-5 is recommended in SW846 Chapter 4 for the analysis of Acrolein and Acrylonitrile by EPA Method 8260.

N-Nitrosodiphenylamine decomposes and cannot be separated from Diphenylamine using Method 8270. The result reported for each analyte is a combined concentration.

Reported results are not rounded until the final step prior to reporting. Therefore, calculated parameters that are typically reported as "Total" may vary slightly from the sum of the reported component parameters.

Pace Analytical is TNI accredited. Contact your Pace PM for the current list of accredited analytes.

TNI - The NELAC Institute.

ANALYTE QUALIFIERS

1g	Constant weight could not be achieved for this sample after 4 drying cycles. The final weight change was .0019 grams.
J	Analyte detected below the reporting limit, therefore result is an estimate. This qualifier is also used for all TICs.
M1	Matrix spike recovery exceeded QC limits. Batch accepted based on laboratory control sample (LCS) recovery.
R1	RPD value was outside control limits.

This report shall not be reproduced, except in full,
without the written consent of Pace Analytical Services, LLC.

Pace Analytical Services, LLC
9800 Kincey Ave. Suite 100
Huntersville, NC 28078
(704)875-9092

QUALITY CONTROL DATA CROSS REFERENCE TABLE

Project: Plant Bowen AP-1 (CA)
Pace Project No.: 92779870

Lab ID	Sample ID	QC Batch Method	QC Batch	Analytical Method	Analytical Batch
92779870001	**BOW-PT-02**	3015	2468198	EPA 6020B	2468198
92779870002	**BOW-PT-04**	3015	2468198	EPA 6020B	2468198
92779870003	**BOW-PT-05**	3015	2468198	EPA 6020B	2468198
92779870004	**BOW-PT-06**	3015	2468198	EPA 6020B	2468198
92779870005	**BOW-INW-01**	3015	2468198	EPA 6020B	2468198
92779870006	**BOW-AP1-FD-01**	3015	2468198	EPA 6020B	2468198
92779870007	**BOW-AP1-FB-01**	3015	2468198	EPA 6020B	2468198
92779870008	**BOW-AP1-EB-01**	3015	2468198	EPA 6020B	2468198
92779870001	**BOW-PT-02**	EPA 7470A	916561	EPA 7470A	916995
92779870002	**BOW-PT-04**	EPA 7470A	916561	EPA 7470A	916995
92779870003	**BOW-PT-05**	EPA 7470A	916561	EPA 7470A	916995
92779870004	**BOW-PT-06**	EPA 7470A	916561	EPA 7470A	916995
92779870005	**BOW-INW-01**	EPA 7470A	916561	EPA 7470A	916995
92779870006	**BOW-AP1-FD-01**	EPA 7470A	916561	EPA 7470A	916995
92779870007	**BOW-AP1-FB-01**	EPA 7470A	916561	EPA 7470A	916995
92779870008	**BOW-AP1-EB-01**	EPA 7470A	916561	EPA 7470A	916995
92779870001	**BOW-PT-02**	SM 2320B-2011	918109		
92779870002	**BOW-PT-04**	SM 2320B-2011	918109		
92779870003	**BOW-PT-05**	SM 2320B-2011	918109		
92779870004	**BOW-PT-06**	SM 2320B-2011	918109		
92779870005	**BOW-INW-01**	SM 2320B-2011	918109		
92779870006	**BOW-AP1-FD-01**	SM 2320B-2011	918109		
92779870007	**BOW-AP1-FB-01**	SM 2320B-2011	918109		
92779870008	**BOW-AP1-EB-01**	SM 2320B-2011	918109		
92779870001	**BOW-PT-02**	SM 2540C-2015	917320		
92779870002	**BOW-PT-04**	SM 2540C-2015	917320		
92779870003	**BOW-PT-05**	SM 2540C-2015	917320		
92779870004	**BOW-PT-06**	SM 2540C-2015	917320		
92779870005	**BOW-INW-01**	SM 2540C-2015	917320		
92779870006	**BOW-AP1-FD-01**	SM 2540C-2015	917320		
92779870007	**BOW-AP1-FB-01**	SM 2540C-2015	917320		
92779870008	**BOW-AP1-EB-01**	SM 2540C-2015	917320		
92779870001	**BOW-PT-02**	SM 4500-S2D-2011	916460		
92779870002	**BOW-PT-04**	SM 4500-S2D-2011	916460		
92779870003	**BOW-PT-05**	SM 4500-S2D-2011	916461		
92779870004	**BOW-PT-06**	SM 4500-S2D-2011	916461		
92779870005	**BOW-INW-01**	SM 4500-S2D-2011	916461		
92779870006	**BOW-AP1-FD-01**	SM 4500-S2D-2011	916461		
92779870007	**BOW-AP1-FB-01**	SM 4500-S2D-2011	916461		
92779870008	**BOW-AP1-EB-01**	SM 4500-S2D-2011	916461		
92779870001	**BOW-PT-02**	EPA 300.0 Rev 2.1 1993	916490		
92779870002	**BOW-PT-04**	EPA 300.0 Rev 2.1 1993	916490		
92779870003	**BOW-PT-05**	EPA 300.0 Rev 2.1 1993	916490		
92779870004	**BOW-PT-06**	EPA 300.0 Rev 2.1 1993	916490		
92779870005	**BOW-INW-01**	EPA 300.0 Rev 2.1 1993	916490		
92779870006	**BOW-AP1-FD-01**	EPA 300.0 Rev 2.1 1993	916490		

This report shall not be reproduced, except in full,
without the written consent of Pace Analytical Services, LLC.

Pace Analytical Services, LLC
9800 Kincey Ave. Suite 100
Huntersville, NC 28078
(704)875-9092

QUALITY CONTROL DATA CROSS REFERENCE TABLE

Project: Plant Bowen AP-1 (CA)
Pace Project No.: 92779870

Lab ID	Sample ID	QC Batch Method	QC Batch	Analytical Method	Analytical Batch
92779870007	**BOW-AP1-FB-01**	EPA 300.0 Rev 2.1 1993	916490		
92779870008	**BOW-AP1-EB-01**	EPA 300.0 Rev 2.1 1993	916490		
92779870001	**BOW-PT-02**	EPA 3005A	921051	EPA 6020B	922317
92779870002	**BOW-PT-04**	EPA 3005A	921051	EPA 6020B	922317
92779870003	**BOW-PT-05**	EPA 3005A	921051	EPA 6020B	922317
92779870004	**BOW-PT-06**	EPA 3005A	921051	EPA 6020B	922317
92779870005	**BOW-INW-01**	EPA 3005A	921051	EPA 6020B	922317
92779870006	**BOW-AP1-FD-01**	EPA 3005A	921051	EPA 6020B	922317
92779870007	**BOW-AP1-FB-01**	EPA 3005A	921051	EPA 6020B	922317
92779870008	**BOW-AP1-EB-01**	EPA 3005A	921051	EPA 6020B	922317

This report shall not be reproduced, except in full,
without the written consent of Pace Analytical Services, LLC.

Pace® Location Requested (City/State):

Pace Analytical Charlotte
10900 Rheney Ave, Suite 200, Huntersville, NC 28078

CHAIN-OF-CUSTODY Analytical Request Document

Chain-of-Custody is a LEGAL DOCUMENT. Complete all relevant fields.

LAB USE ONLY- Affix Workorder/Login Label Here

92779870

Scan QR Code for instructions

Company Name: Georgia Power - Bowen

Street Address: 241 Ralph McGill Blvd NE, Atlanta, GA 30308

Customer Project #:

Project Name: Bowen AP-1

Site Collection Info/Facility ID (as applicable):

Contact/Report To: Kristen Junnikó, Mintao Lu, Marty Crook

Phone #: (470) 217-0008

E-Mail: knjunnk@southernco.com

Cc E-Mail: Laura Midkiff, Ben Hodges, Mike Smilley, Noelia Gangi

Invoice to: Account Payable

Invoice E-mail: georgiapowerinvoices@southernco.com

Purchase Order # (if applicable): GPC82474-0007

Quote #:

Time Zone Collected: [ ] AK [ ] PT [ ] MT [ ] CT [X] ET

County / State origin of sample(s): Georgia

Data Deliverables: [ ] Level II [ ] Level III [ ] Level IV [ ] EQuIS [ ] Other _____

Regulatory Program (DW, RCRA, etc.) as applicable — Reportable [ ] Yes [ ] No

Rush (Pre-approval required): [ ] Same Day [ ] 1 Day [ ] 2 Day [ ] 3 Day Other _____

Date Results Requested:

DW PWSID # or WW Permit # as applicable

Field Filtered (if applicable) [ ] Yes [ ] No

Analysis

* Matrix Codes (insert in Matrix box below): Drinking Water (DW), Ground Water (GW), Wastewater (WW), Product (P), Soil/Solid (SS), Oil (OL), Wipe (WP), Tissue (TS), Bioassay (B), Vapor (V), Surface Water (SW), Sediment (SED), Sludge (SL), Caulk (CK), Leachate (LL), Biosolid (BS), Other (OT)

Specify Container Size **: 2 | 3 | 3 | 4 | 3

Identify Container Preservative Type***: 1 | 1 | 2 | 5+6 | 1

Analysis Requested: 2540C Total Dissolved Solids; 300.0 F, SO_4^{2-}, Cl; Appendix III, IV Additional Metals; 4500S2D Sulfide; 2320B Total Alkalinity, Bicarbonate Alkalinity

Lab Use Only: Proj. Mgr: Bonnie Wang; Account / Client ID; Table #; Profile / Template: 16507; Prelog Bottle Grp ID: EZ 3211550

Customer Sample ID	Matrix *	Comp / Grab	Composite Start Date	Composite Start Time	Collected or Composite End Date	Collected or Composite End Time	# Cont.	Residual Chlorine Result	Residual Chlorine Units	2540C Total Dissolved Solids	300.0 F, SO_4^{2-}, Cl	Appendix III, IV Additional Metals	4500S2D Sulfide	2320B Total Alkalinity, Bicarbonate Alkalinity	Sample Comment
BOW-PT-02	WG	G		1627	2/13/25		6			X	X	X	X	X	001
BOW-PT-04	WG	G		1404	2/13/25		6			X	X	X	X	X	002
BOW-PT-05	WG	G		1419	2/13/25		6			X	X	X	X	X	003
BOW-PT-06	WG	G		1230	2/13/25		6			X	X	X	X	X	004
BOW-INW-01	WG	G		1606	2/13/25		6			X	X	X	X	X	005
BOW-AP1-FD-01	WG	G		—	2/13/25		6			X	X	X	X	X	006
BOW-AP1-FB-01	WQ	G		1443	2/13/25		6			X	X	X	X	X	007
BOW-AP1-EB-01	WQ	G		1453	2/13/25		6			X	X	X	X	X	008

Additional Instructions from Pace®:
Task Code: ~~BOW-CCR-CA-20250205~~ BOW-CCR-CA-20250213
App. III: Boron, Calcium, Chloride, Fluoride, Sulfate, TDS
App. IV: Antimony, Arsenic, Barium, Beryllium, Cadmium, Chromium, Cobalt, Fluoride, Lead, Lithium, Mercury, Molybdenum, Selenium, Thallium
Additional Metals: Iron, Magnesium, Manganese, Potassium, Sodium

Collected By: William Laaker, Jay Siewert, Natalie Piparo, Sawyer Kovacs, Kyle Rhyne
Printed Name
Signature: Sawyer Kovacs — Date/Time

Customer Remarks / Special Conditions / Possible Hazards

Coolers | Thermometer ID | Correction Factor (°C) | Obs. Temp. (°C) | Corrected Temp. (°C) | [ ] On Ice

Relinquished by/Company: (Signature)	Date/Time	Received by/Company: (Signature)	Date/Time	Tracking Number
Relinquished by/Company: (Signature)	Date/Time	Received by/Company: (Signature)	Date/Time	Delivered by: [ ] In-Person [ ] Courier [ ] FedEx [ ] UPS [ ] Other
Relinquished by/Company: (Signature)	Date/Time	Received by/Company: (Signature)	Date/Time	
Relinquished by/Company: (Signature)	Date/Time	Received by/Company: (Signature)	Date/Time	Page: 1 of

Submitting a sample via this chain of custody constitutes acknowledgment and acceptance of the Pace® Terms and Conditions found at https://www.pacelabs.com/resource-library/resource/pace-terms-and-conditions/

Pace	DC#_Title: ENV-FRM-HUN1-0083 v05_Sample Condition Upon Receipt
	Effective Date: 05/24/2024

aboratory receiving samples:
Asheville ☐ Eden ☐ Greenwood ☐ Huntersville ☐ Raleigh ☐ Mechanicsville ☐ Atlanta ☑ Kernersville ☐

Sample Condition Upon Receipt

Client Name: GA Power

Project #: **WO#: 92779870**

PM: BV Due Date: 02/28/25
CLIENT: 92-GP-BOWLF

Courier: ☐ Fed Ex ☐ UPS ☐ USPS ☐ Client ☐ Commercial ☑ Pace ☐ Other:

Custody Seal Present? ☑ Yes ☐ No Seals Intact? ☑ Yes ☐ No ☐ N/A

Date/Initials Person Examining Contents: 7/14/25 [illegible]

Packing Material: ☐ Bubble Wrap ☐ Bubble Bags ☐ None ☐ Other

Biological Tissue Frozen? ☐ Yes ☐ No ☑ N/A

Thermometer: ☑ IR Gun ID: 230

Type of Ice: ☑ Wet ☐ Blue ☐ None

Cooler Temp: 3.1 Correction Factor: Add/Subtract (°C) 0.1

Temp should be above freezing to 6°C
☐ Samples out of temp criteria. Samples on ice, cooling process has begun

Cooler Temp Corrected (°C): 3.7

USDA Regulated Soil (☐ N/A, water sample)
Did samples originate in a quarantine zone within the United States: CA, NY, or SC (check maps)? ☐ Yes ☐ No

Did samples originate from a foreign source (internationally, including Hawaii and Puerto Rico)? ☐ Yes ☐ No

				Comments/Discrepancy:
Chain of Custody Present?	☑ Yes	☐ No	☐ N/A	1.
Samples Arrived within Hold Time?	☑ Yes	☐ No	☐ N/A	2.
Short Hold Time Analysis (<72 hr.)?	☐ Yes	☑ No	☐ N/A	3.
Rush Turn Around Time Requested?	☐ Yes	☑ No	☐ N/A	4.
Sufficient Volume?	☑ Yes	☐ No	☐ N/A	5.
Correct Containers Used?	☑ Yes	☐ No	☐ N/A	6.
-Pace Containers Used?	☑ Yes	☐ No	☐ N/A	
Containers Intact?	☑ Yes	☐ No	☐ N/A	7.
Dissolved analysis: Samples Field Filtered?	☐ Yes	☐ No	☑ N/A	8.
Sample Labels Match COC? -Includes Date/Time/ID/Analysis Matrix: Gw	☑ Yes	☐ No	☐ N/A	9.
Headspace in VOA Vials (>5-6mm)?	☐ Yes	☐ No	☑ N/A	10.
Trip Blank Present?	☐ Yes	☐ No	☑ N/A	11.
Trip Blank Custody Seals Present?	☐ Yes	☐ No	☑ N/A	

OMMENTS/SAMPLE DISCREPANCY

Field Data Required? ☐ Yes ☐ No

Lot ID of split containers:

ENT NOTIFICATION/RESOLUTION

erson contacted: Date/Time:

Project Manager SCURF Review: Date:

Project Manager SRF Review: Date:

ialtrax ID: 69614

*Check mark top half of box if pH and/or dechlorination is verified and within the acceptance range for preservation samples.
Exceptions: VOA, Coliform, TOC, Oil and Grease, DRO/8015 (water) DOC, LLHg
**Bottom half of box is to list number of bottles
***Check all unpreserved Nitrates for chlorine

Project #

aboratory Receiving Location: Asheville ☐ Eden☐ Greenwood ☐ Huntersville ☐ Raleigh☐ Mechanicsville☐ Atlanta☐ Kernersville☐

ient_____ Profile/EZ (Circle one)_____ Notes_____

Item#	BP4U-125 mL Plastic Unpreserved (N/A) (Cl-)	BP3U-250 mL Plastic Unpreserved (N/A)	BP2U-500 mL Plastic Unpreserved (N/A)	BP1U-1 liter Plastic Unpreserved (N/A)		BP4S-125 mL Plastic H2SO4 (pH < 2) (Cl-)	BP3N-250 mL plastic HNO3 (pH < 2)	BP4Z-125 mL Plastic ZN Acetate & NaOH (>9)	BP4B-125 mL Plastic NaOH (pH > 12) (Cl-)	WGFU-Wide-mouthed Glass Jar Unpreserved	AG1U-1 liter Amber Unpreserved (N/A) (Cl-)	AG1H-1 liter Amber HCl (pH < 2)	AG3U-250 mL Amber Unpreserved (N/A) (Cl-)	AG1S-1 liter Amber H2SO4 (pH < 2)	AG3S-250 mL Amber H2SO4 (pH < 2)	DG9A-40 mL Amber NH4Cl (N/A)(Cl-)	DG9H-40 mL VOA HCl (N/A)	VG9T-40 mL VOA Na2S2O3 (N/A)	VG9U-40 mL VOA Unpreserved (N/A)	DG9V-40 mL VOA H3PO4 (N/A)	KP7U-50 mL Plastic Unpreserved (N/A)	V/GK (3 vials per kit)-VPH/Gas kit (N/A)	SP5T-125 mL Sterile Plastic (N/A – lab)	SP2T-250 mL Sterile Plastic (N/A – lab)		BP3R-250 mL Plastic (NH2)2SO4 (9.3-9.7)	AG0U-100 mL Amber Unpreserved (N/A) (Cl-)	VSGU-20 mL Scintillation vials (N/A)	DG9U-40 mL Amber Unpreserved vials (N/A)
:C																													
		2	1				2	1																					
		2	1				2	1																					
		2	1				2	1																					
		2	1				2	1																					
		2	1				2	1																					
		2	1				2	1																					
		2	1				2	1																					
		2	1				2	1																					
0																													
1																													
2																													

pH Adjustment Log for Preserved Samples

Sample ID	Type of Preservative	pH upon receipt	Date preservation adjusted	Time preservation adjusted	Amount of Preservative added	Lot #

ote: Whenever there is a discrepancy affecting North Carolina compliance samples, a copy of this form will be sent to the North Carolina DENR Certification Office (i.e. it of hold, incorrect preservative, out of temp, incorrect containers.

Pace Analytical Services, LLC
9800 Kincey Ave. Suite 100
Huntersville, NC 28078
(704)875-9092

April 16, 2025

Kristen Jurinko
Southern Co.
241 Ralph McGill Blvd NE
Bin 10160
Atlanta, GA 30308

RE: Project: Bowen AP-1
Pace Project No.: 92790218

Dear Kristen Jurinko:

Enclosed are the analytical results for sample(s) received by the laboratory on April 10, 2025. The results relate only to the samples included in this report. Results reported herein conform to the applicable TNI/NELAC Standards and the laboratory's Quality Manual, where applicable, unless otherwise noted in the body of the report.

The test results provided in this final report were generated by each of the following laboratories within the Pace Network:

- Pace National - Mt. Juliet
- Pace Analytical Services - Asheville
- Pace Analytical Services - West Columbia

If you have any questions concerning this report, please feel free to contact me.

Sincerely,

Bonnie Vang

Bonnie Vang
bonnie.vang@pacelabs.com
704-977-0968
Project Manager

Enclosures

cc: Marty Crook, Geosyntec Consultants
Whitney Law, Geosyntec
Mintao Lu, Geosyntec
Laura Midkiff, Southern Co.
Caroline Nelson, Geosyntec

This report shall not be reproduced, except in full,
without the written consent of Pace Analytical Services, LLC.

Pace Analytical Services, LLC
9800 Kincey Ave. Suite 100
Huntersville, NC 28078
(704)875-9092

CERTIFICATIONS

Project: Bowen AP-1
Pace Project No.: 92790218

Pace Analytical Services National
12065 Lebanon Road, Mt. Juliet, TN 37122
Alabama Certification #: 40660
Alaska Certification 17-026
Arizona Certification #: AZ0612
Arkansas Certification #: 88-0469
California Certification #: 2932
Canada Certification #: 1461.01
Colorado Certification #: TN00003
Connecticut Certification #: PH-0197
DOD Certification: #1461.01
EPA# TN00003
Florida Certification #: E87487
Georgia DW Certification #: 923
Georgia Certification: NELAP
Idaho Certification #: TN00003
Illinois Certification #: 200008
Indiana Certification #: C-TN-01
Iowa Certification #: 364
Kansas Certification #: E-10277
Kentucky UST Certification #: 16
Kentucky Certification #: 90010
Louisiana Certification #: AI30792
Louisiana DW Certification #: LA180010
Maine Certification #: TN0002
Maryland Certification #: 324
Massachusetts Certification #: M-TN003
Michigan Certification #: 9958
Minnesota Certification #: 047-999-395
Mississippi Certification #: TN00003
Missouri Certification #: 340
Montana Certification #: CERT0086
Nebraska Certification #: NE-OS-15-05
Nevada Certification #: TN-03-2002-34
New Hampshire Certification #: 2975
New Jersey Certification #: TN002
New Mexico DW Certification
New York Certification #: 11742
North Carolina Aquatic Toxicity Certification #: 41
North Carolina Drinking Water Certification #: 21704
North Carolina Environmental Certificate #: 375
North Dakota Certification #: R-140
Ohio VAP Certification #: CL0069
Oklahoma Certification #: 9915
Oregon Certification #: TN200002
Pennsylvania Certification #: 68-02979
Rhode Island Certification #: LAO00356
South Carolina Certification #: 84004
South Dakota Certification
Tennessee DW/Chem/Micro Certification #: 2006
Texas Mold Certification #: LAB0152
Texas Certification #: T 104704245-17-14
USDA Soil Permit #: P330-15-00234
Utah Certification #: TN00003
Virginia Certification #: VT2006
Vermont Dept. of Health: ID# VT-2006
Virginia Certification #: 460132
Washington Certification #: C847
West Virginia Certification #: 233
Wisconsin Certification #: 998093910
Wyoming UST Certification #: via A2LA 2926.01
A2LA-ISO 17025 Certification #: 1461.01
A2LA-ISO 17025 Certification #: 1461.02
AIHA-LAP/LLC EMLAP Certification #:100789

Pace Analytical Services Asheville
2225 Riverside Drive, Asheville, NC 28804
Florida/NELAP Certification #: E87648
North Carolina Drinking Water Certification #: 37712
North Carolina Wastewater Certification #: 40
South Carolina Laboratory ID: 99030
South Carolina Certification #: 99030001
Virginia/VELAP Certification #: 460222

Pace Analytical Services West Columbia
106 Vantage Point Drive, West Columbia, SC 29172
Alaska Dept. of Energy Conservation, Cert# 20-002
California ELAP, cert# 3049
DoD, DoD QSM V5.4, cert# I.2224
DOE, DoD/DOE QSM V5.4, cert# I.2224.01
Florida, Dept. of Health, cert# E87653-70
Georgia, Env. Protection Division, cert# E87653
Illinois, EPA NELAP, cert# 2000552024-9
Kansas, Dept. of Health and Environment, cert# E-10417
Kentucky, Dept. for Env. Protection, UST, cert# 103582
Kentucky, Dept. for Env. Protection, cert# 98037
Louisiana, Dept. of Environmental Quality, cert# 5125
North Carolina, DEQ, Water Resources, cert# 329
New Jersey, Dept. of Env. Protection, cert# NLC 240005
Oklahoma, Dept. of Env. Quality, cert# 2023-175
Oregon, ELAP, cert# 4181-006
Pennsylvania, Dept. of Env. Protection, cert# 003
South Carolina, Dept. of Env. Services, cert# 32010001
Texas, Commission on Env. Quality, cert# TX-C24-00083
Virginia, Dept. of General Services, cert# 13080
Wisconsin, Dept. of Natural Resources, cert# 399136100

This report shall not be reproduced, except in full,
without the written consent of Pace Analytical Services, LLC.

Pace Analytical Services, LLC
9800 Kincey Ave. Suite 100
Huntersville, NC 28078
(704)875-9092

SAMPLE SUMMARY

Project: Bowen AP-1
Pace Project No.: 92790218

Lab ID	Sample ID	Matrix	Date Collected	Date Received
92790218001	**BOW-PT-02**	Water	04/09/25 14:31	04/10/25 08:00
92790218002	**BOW-PT-04**	Water	04/09/25 10:48	04/10/25 08:00
92790218003	**BOW-PT-05**	Water	04/09/25 15:17	04/10/25 08:00
92790218004	**BOW-PT-06**	Water	04/09/25 12:11	04/10/25 08:00
92790218005	**BOW-INW-01**	Water	04/09/25 12:26	04/10/25 08:00
92790218006	**BOW-AP1-FD-01**	Water	04/09/25 00:00	04/10/25 08:00
92790218007	**BOW-AP1-FB-01**	Water	04/09/25 16:11	04/10/25 08:00
92790218008	**BOW-AP1-EB-01**	Water	04/09/25 16:01	04/10/25 08:00

This report shall not be reproduced, except in full,
without the written consent of Pace Analytical Services, LLC.

Pace Analytical Services, LLC
9800 Kincey Ave. Suite 100
Huntersville, NC 28078
(704)875-9092

SAMPLE ANALYTE COUNT

Project: Bowen AP-1
Pace Project No.: 92790218

Lab ID	Sample ID	Method	Analysts	Analytes Reported	Laboratory
92790218001	**BOW-PT-02**	EPA 6020B	UNP	1	PAN
		SM 2320B-2011	SMS	3	PASI-A
		SM 2540C-2015	YEG	1	PASI-A
		SM 4500-S2D-2011	JP1	1	PASI-A
		EPA 300.0 Rev 2.1 1993	CDC	3	PASI-A
		EPA 6020B	BW	18	PASI-WC
		EPA 7470A	KAJ1	1	PASI-WC
92790218002	**BOW-PT-04**	EPA 6020B	UNP	1	PAN
		SM 2320B-2011	SMS	3	PASI-A
		SM 2540C-2015	YEG	1	PASI-A
		SM 4500-S2D-2011	JP1	1	PASI-A
		EPA 300.0 Rev 2.1 1993	CDC	3	PASI-A
		EPA 6020B	BW	18	PASI-WC
		EPA 7470A	KAJ1	1	PASI-WC
92790218003	**BOW-PT-05**	EPA 6020B	UNP	1	PAN
		SM 2320B-2011	SMS	3	PASI-A
		SM 2540C-2015	YEG	1	PASI-A
		SM 4500-S2D-2011	JP1	1	PASI-A
		EPA 300.0 Rev 2.1 1993	CDC	3	PASI-A
		EPA 6020B	BW	18	PASI-WC
		EPA 7470A	KAJ1	1	PASI-WC
92790218004	**BOW-PT-06**	EPA 6020B	UNP	1	PAN
		SM 2320B-2011	SMS	3	PASI-A
		SM 2540C-2015	YEG	1	PASI-A
		SM 4500-S2D-2011	JP1	1	PASI-A
		EPA 300.0 Rev 2.1 1993	CDC	3	PASI-A
		EPA 6020B	BW	18	PASI-WC
		EPA 7470A	KAJ1	1	PASI-WC
92790218005	**BOW-INW-01**	EPA 6020B	UNP	1	PAN
		SM 2320B-2011	SMS	3	PASI-A
		SM 2540C-2015	YEG	1	PASI-A
		SM 4500-S2D-2011	JP1	1	PASI-A
		EPA 300.0 Rev 2.1 1993	CDC	3	PASI-A
		EPA 6020B	BW	18	PASI-WC
		EPA 7470A	KAJ1	1	PASI-WC
92790218006	**BOW-AP1-FD-01**	EPA 6020B	UNP	1	PAN
		SM 2320B-2011	SMS	3	PASI-A

This report shall not be reproduced, except in full,
without the written consent of Pace Analytical Services, LLC.

Pace Analytical Services, LLC
9800 Kincey Ave. Suite 100
Huntersville, NC 28078
(704)875-9092

SAMPLE ANALYTE COUNT

Project: Bowen AP-1
Pace Project No.: 92790218

Lab ID	Sample ID	Method	Analysts	Analytes Reported	Laboratory
		SM 2540C-2015	YEG	1	PASI-A
		SM 4500-S2D-2011	JP1	1	PASI-A
		EPA 300.0 Rev 2.1 1993	CDC	3	PASI-A
		EPA 6020B	BW	18	PASI-WC
		EPA 7470A	KAJ1	1	PASI-WC
92790218007	**BOW-AP1-FB-01**	EPA 6020B	UNP	1	PAN
		SM 2320B-2011	SMS	3	PASI-A
		SM 2540C-2015	YEG	1	PASI-A
		SM 4500-S2D-2011	JP1	1	PASI-A
		EPA 300.0 Rev 2.1 1993	CDC	3	PASI-A
		EPA 6020B	BW	18	PASI-WC
		EPA 7470A	KAJ1	1	PASI-WC
92790218008	**BOW-AP1-EB-01**	EPA 6020B	UNP	1	PAN
		SM 2320B-2011	SMS	3	PASI-A
		SM 2540C-2015	YEG	1	PASI-A
		SM 4500-S2D-2011	JP1	1	PASI-A
		EPA 300.0 Rev 2.1 1993	CDC	3	PASI-A
		EPA 6020B	BW	18	PASI-WC
		EPA 7470A	KAJ1	1	PASI-WC

PAN = Pace National - Mt. Juliet
PASI-A = Pace Analytical Services - Asheville
PASI-WC = Pace Analytical Services - West Columbia

This report shall not be reproduced, except in full,
without the written consent of Pace Analytical Services, LLC.

Pace Analytical Services, LLC
9800 Kincey Ave. Suite 100
Huntersville, NC 28078
(704)875-9092

SUMMARY OF DETECTION

Project: Bowen AP-1
Pace Project No.: 92790218

Lab Sample ID Method	Client Sample ID Parameters	Result	Units	Report Limit	Analyzed	Qualifiers
92790218001	**BOW-PT-02**					
EPA 6020B	Lithium	0.00624J	mg/L	0.0300	04/11/25 23:31	J
SM 2320B-2011	Alkalinity,Bicarbonate (CaCO3)	169	mg/L	5.0	04/11/25 13:56	
SM 2320B-2011	Alkalinity, Total as CaCO3	169	mg/L	5.0	04/11/25 13:56	
SM 2540C-2015	Total Dissolved Solids	712	mg/L	50.0	04/11/25 12:01	
EPA 300.0 Rev 2.1 1993	Chloride	123	mg/L	3.0	04/11/25 06:53	M1
EPA 300.0 Rev 2.1 1993	Fluoride	0.20	mg/L	0.10	04/11/25 01:53	
EPA 300.0 Rev 2.1 1993	Sulfate	128	mg/L	3.0	04/11/25 06:53	M1
EPA 6020B	Antimony	0.0012J	mg/L	0.0030	04/14/25 11:08	
EPA 6020B	Barium	0.031	mg/L	0.0050	04/14/25 11:08	
EPA 6020B	Boron	4.8	mg/L	0.80	04/14/25 12:44	
EPA 6020B	Cadmium	0.00038J	mg/L	0.00050	04/14/25 11:08	
EPA 6020B	Calcium	167	mg/L	20.0	04/14/25 12:21	
EPA 6020B	Iron	2.9	mg/L	0.040	04/14/25 11:08	
EPA 6020B	Magnesium	27.2	mg/L	0.050	04/14/25 11:08	
EPA 6020B	Manganese	0.25	mg/L	0.040	04/14/25 11:08	
EPA 6020B	Molybdenum	0.019	mg/L	0.010	04/14/25 11:08	
EPA 6020B	Potassium	6.0	mg/L	0.50	04/14/25 11:08	
EPA 6020B	Sodium	11.2	mg/L	1.0	04/14/25 11:08	
EPA 6020B	Thallium	0.00041J	mg/L	0.0010	04/14/25 11:08	
EPA 7470A	Mercury	0.00057	mg/L	0.00020	04/12/25 16:58	
92790218002	**BOW-PT-04**					
EPA 6020B	Lithium	0.00882J	mg/L	0.0300	04/11/25 23:34	J
SM 2320B-2011	Alkalinity,Bicarbonate (CaCO3)	161	mg/L	5.0	04/11/25 14:19	
SM 2320B-2011	Alkalinity, Total as CaCO3	161	mg/L	5.0	04/11/25 14:19	
SM 2540C-2015	Total Dissolved Solids	1470	mg/L	50.0	04/11/25 12:01	
EPA 300.0 Rev 2.1 1993	Chloride	353	mg/L	9.0	04/11/25 07:35	
EPA 300.0 Rev 2.1 1993	Fluoride	0.18	mg/L	0.10	04/11/25 02:32	
EPA 300.0 Rev 2.1 1993	Sulfate	303	mg/L	9.0	04/11/25 07:35	
EPA 6020B	Barium	0.051	mg/L	0.0050	04/14/25 11:13	
EPA 6020B	Boron	10.2	mg/L	2.0	04/14/25 12:54	
EPA 6020B	Calcium	342	mg/L	10.0	04/14/25 12:26	
EPA 6020B	Cobalt	0.0091	mg/L	0.0050	04/14/25 11:13	
EPA 6020B	Iron	6.2	mg/L	0.040	04/14/25 11:13	
EPA 6020B	Magnesium	61.3	mg/L	0.50	04/14/25 12:26	
EPA 6020B	Manganese	1.5	mg/L	0.40	04/14/25 12:26	
EPA 6020B	Molybdenum	0.021	mg/L	0.010	04/14/25 11:13	
EPA 6020B	Potassium	9.4	mg/L	0.50	04/14/25 11:13	
EPA 6020B	Selenium	0.0017J	mg/L	0.0050	04/14/25 11:13	
EPA 6020B	Sodium	27.0	mg/L	1.0	04/14/25 11:13	
EPA 6020B	Thallium	0.0010J	mg/L	0.0010	04/14/25 11:13	
EPA 7470A	Mercury	0.00022	mg/L	0.00020	04/12/25 17:01	
92790218003	**BOW-PT-05**					
EPA 6020B	Lithium	0.00173J	mg/L	0.0300	04/11/25 23:37	J
SM 2320B-2011	Alkalinity,Bicarbonate (CaCO3)	220	mg/L	5.0	04/11/25 14:30	
SM 2320B-2011	Alkalinity, Total as CaCO3	220	mg/L	5.0	04/11/25 14:30	
SM 2540C-2015	Total Dissolved Solids	501	mg/L	25.0	04/11/25 12:01	

This report shall not be reproduced, except in full,
without the written consent of Pace Analytical Services, LLC.

Pace Analytical Services, LLC
9800 Kincey Ave. Suite 100
Huntersville, NC 28078
(704)875-9092

SUMMARY OF DETECTION

Project: Bowen AP-1
Pace Project No.: 92790218

Lab Sample ID Method	Client Sample ID Parameters	Result	Units	Report Limit	Analyzed	Qualifiers
92790218003	**BOW-PT-05**					
EPA 300.0 Rev 2.1 1993	Chloride	55.8	mg/L	1.0	04/11/25 03:11	
EPA 300.0 Rev 2.1 1993	Fluoride	0.17	mg/L	0.10	04/11/25 03:11	
EPA 300.0 Rev 2.1 1993	Sulfate	91.3	mg/L	1.0	04/11/25 03:11	
EPA 6020B	Barium	0.019	mg/L	0.0050	04/14/25 11:18	
EPA 6020B	Boron	2.1	mg/L	0.40	04/14/25 13:03	
EPA 6020B	Calcium	104	mg/L	10.0	04/14/25 12:36	
EPA 6020B	Iron	2.0	mg/L	0.040	04/14/25 11:18	
EPA 6020B	Magnesium	25.9	mg/L	0.050	04/14/25 11:18	
EPA 6020B	Manganese	0.049	mg/L	0.040	04/14/25 11:18	
EPA 6020B	Molybdenum	0.0084J	mg/L	0.010	04/14/25 11:18	
EPA 6020B	Potassium	3.9	mg/L	0.50	04/14/25 11:18	
EPA 6020B	Sodium	9.3	mg/L	1.0	04/14/25 11:18	
EPA 7470A	Mercury	0.00016J	mg/L	0.00020	04/12/25 17:03	
92790218004	**BOW-PT-06**					
EPA 6020B	Lithium	0.00759J	mg/L	0.0300	04/11/25 23:15	J
SM 2320B-2011	Alkalinity,Bicarbonate (CaCO3)	130	mg/L	5.0	04/11/25 14:42	
SM 2320B-2011	Alkalinity, Total as CaCO3	130	mg/L	5.0	04/11/25 14:42	
SM 2540C-2015	Total Dissolved Solids	2250	mg/L	125	04/11/25 12:01	
SM 4500-S2D-2011	Sulfide	0.54	mg/L	0.10	04/12/25 04:26	
EPA 300.0 Rev 2.1 1993	Chloride	690	mg/L	10.0	04/11/25 03:25	
EPA 300.0 Rev 2.1 1993	Sulfate	459	mg/L	10.0	04/11/25 03:25	
EPA 6020B	Antimony	0.00091J	mg/L	0.0030	04/14/25 11:23	
EPA 6020B	Arsenic	0.0024J	mg/L	0.0050	04/14/25 11:23	
EPA 6020B	Barium	0.084	mg/L	0.0050	04/14/25 11:23	
EPA 6020B	Boron	12.9	mg/L	4.0	04/14/25 13:12	
EPA 6020B	Calcium	529	mg/L	25.0	04/14/25 12:47	
EPA 6020B	Cobalt	0.0042J	mg/L	0.0050	04/14/25 11:23	
EPA 6020B	Iron	11.4	mg/L	0.040	04/14/25 11:23	
EPA 6020B	Magnesium	114	mg/L	1.2	04/14/25 12:47	
EPA 6020B	Manganese	0.95	mg/L	0.20	04/14/25 12:41	
EPA 6020B	Molybdenum	0.0061J	mg/L	0.010	04/14/25 11:23	
EPA 6020B	Potassium	9.6	mg/L	0.50	04/14/25 11:23	
EPA 6020B	Selenium	0.0023J	mg/L	0.0050	04/14/25 11:23	
EPA 6020B	Sodium	28.6	mg/L	1.0	04/14/25 11:23	
92790218005	**BOW-INW-01**					
EPA 6020B	Lithium	0.00588J	mg/L	0.0300	04/11/25 23:47	J
SM 2320B-2011	Alkalinity,Bicarbonate (CaCO3)	171	mg/L	5.0	04/11/25 14:51	
SM 2320B-2011	Alkalinity, Total as CaCO3	171	mg/L	5.0	04/11/25 14:51	
SM 2540C-2015	Total Dissolved Solids	978	mg/L	50.0	04/11/25 12:01	
EPA 300.0 Rev 2.1 1993	Chloride	205	mg/L	5.0	04/11/25 07:49	
EPA 300.0 Rev 2.1 1993	Fluoride	0.22	mg/L	0.10	04/11/25 03:37	
EPA 300.0 Rev 2.1 1993	Sulfate	197	mg/L	5.0	04/11/25 07:49	
EPA 6020B	Barium	0.030	mg/L	0.0050	04/14/25 11:29	
EPA 6020B	Boron	6.8	mg/L	1.0	04/14/25 13:36	
EPA 6020B	Cadmium	0.00017J	mg/L	0.00050	04/14/25 11:29	
EPA 6020B	Calcium	226	mg/L	5.0	04/14/25 13:28	

This report shall not be reproduced, except in full,
without the written consent of Pace Analytical Services, LLC.

Pace Analytical Services, LLC
9800 Kincey Ave. Suite 100
Huntersville, NC 28078
(704)875-9092

SUMMARY OF DETECTION

Project: Bowen AP-1
Pace Project No.: 92790218

Lab Sample ID Method	Client Sample ID Parameters	Result	Units	Report Limit	Analyzed	Qualifiers
92790218005	**BOW-INW-01**					
EPA 6020B	Cobalt	0.0028J	mg/L	0.0050	04/14/25 11:29	
EPA 6020B	Iron	4.1	mg/L	0.040	04/14/25 11:29	
EPA 6020B	Magnesium	34.6	mg/L	0.050	04/14/25 11:29	
EPA 6020B	Manganese	1.0	mg/L	0.20	04/14/25 13:28	
EPA 6020B	Molybdenum	0.031	mg/L	0.010	04/14/25 11:29	
EPA 6020B	Potassium	9.4	mg/L	0.50	04/14/25 11:29	
EPA 6020B	Sodium	20.8	mg/L	1.0	04/14/25 11:29	
EPA 6020B	Thallium	0.00039J	mg/L	0.0010	04/14/25 11:29	
92790218006	**BOW-AP1-FD-01**					
EPA 6020B	Lithium	0.00622J	mg/L	0.0300	04/11/25 23:51	J
SM 2320B-2011	Alkalinity,Bicarbonate (CaCO3)	171	mg/L	5.0	04/11/25 15:11	
SM 2320B-2011	Alkalinity, Total as CaCO3	171	mg/L	5.0	04/11/25 15:11	
SM 2540C-2015	Total Dissolved Solids	698	mg/L	50.0	04/11/25 12:01	
EPA 300.0 Rev 2.1 1993	Chloride	127	mg/L	3.0	04/11/25 08:30	
EPA 300.0 Rev 2.1 1993	Fluoride	0.19	mg/L	0.10	04/11/25 03:50	
EPA 300.0 Rev 2.1 1993	Sulfate	134	mg/L	3.0	04/11/25 08:30	
EPA 6020B	Antimony	0.0014J	mg/L	0.0030	04/14/25 11:34	
EPA 6020B	Barium	0.030	mg/L	0.0050	04/14/25 11:34	
EPA 6020B	Boron	4.9	mg/L	0.80	04/14/25 13:46	
EPA 6020B	Cadmium	0.00042J	mg/L	0.00050	04/14/25 11:34	
EPA 6020B	Calcium	182	mg/L	20.0	04/14/25 13:38	
EPA 6020B	Iron	3.0	mg/L	0.040	04/14/25 11:34	
EPA 6020B	Magnesium	27.0	mg/L	0.050	04/14/25 11:34	
EPA 6020B	Manganese	0.26	mg/L	0.040	04/14/25 11:34	
EPA 6020B	Molybdenum	0.019	mg/L	0.010	04/14/25 11:34	
EPA 6020B	Potassium	6.1	mg/L	0.50	04/14/25 11:34	
EPA 6020B	Sodium	11.4	mg/L	1.0	04/14/25 11:34	
EPA 6020B	Thallium	0.00043J	mg/L	0.0010	04/14/25 11:34	
EPA 7470A	Mercury	0.00021	mg/L	0.00020	04/12/25 17:16	
92790218008	**BOW-AP1-EB-01**					
EPA 6020B	Cadmium	0.00013J	mg/L	0.00050	04/14/25 12:15	
EPA 6020B	Magnesium	0.032J	mg/L	0.050	04/14/25 12:15	
EPA 6020B	Manganese	0.0017J	mg/L	0.040	04/14/25 12:15	

This report shall not be reproduced, except in full,
without the written consent of Pace Analytical Services, LLC.

Pace Analytical Services, LLC
9800 Kincey Ave. Suite 100
Huntersville, NC 28078
(704)875-9092

ANALYTICAL RESULTS

Project: Bowen AP-1
Pace Project No.: 92790218

Sample: BOW-PT-02 **Lab ID: 92790218001** Collected: 04/09/25 14:31 Received: 04/10/25 08:00 Matrix: Water

Parameters	Results	Units	Report Limit	MDL	DF	Prepared	Analyzed	CAS No.	Qual
Metals (ICPMS) 6020B	Analytical Method: EPA 6020B Preparation Method: 3015 Pace National - Mt. Juliet								
Lithium	**0.00624J**	mg/L	0.0300	0.000600	1	04/11/25 18:33	04/11/25 23:31	7439-93-2	J
2320B Alkalinity	Analytical Method: SM 2320B-2011 Pace Analytical Services - Asheville								
Alkalinity,Bicarbonate (CaCO3)	**169**	mg/L	5.0	5.0	1		04/11/25 13:56		
Alkalinity,Carbonate (CaCO3)	ND	mg/L	5.0	5.0	1		04/11/25 13:56		
Alkalinity, Total as CaCO3	**169**	mg/L	5.0	5.0	1		04/11/25 13:56		
2540C Total Dissolved Solids	Analytical Method: SM 2540C-2015 Pace Analytical Services - Asheville								
Total Dissolved Solids	**712**	mg/L	50.0	50.0	1		04/11/25 12:01		
4500S2D Sulfide Water	Analytical Method: SM 4500-S2D-2011 Pace Analytical Services - Asheville								
Sulfide	ND	mg/L	0.10	0.022	1		04/12/25 04:24	18496-25-8	
300.0 IC Anions 28 Days	Analytical Method: EPA 300.0 Rev 2.1 1993 Pace Analytical Services - Asheville								
Chloride	**123**	mg/L	3.0	1.8	3		04/11/25 06:53	16887-00-6	M1
Fluoride	**0.20**	mg/L	0.10	0.050	1		04/11/25 01:53	16984-48-8	
Sulfate	**128**	mg/L	3.0	1.5	3		04/11/25 06:53	14808-79-8	M1
WC 6020B MET ICPMS	Analytical Method: EPA 6020B Preparation Method: EPA 3005A Pace Analytical Services - West Columbia								
Antimony	**0.0012J**	mg/L	0.0030	0.00050	1	04/11/25 12:11	04/14/25 11:08	7440-36-0	
Arsenic	ND	mg/L	0.0050	0.0012	1	04/11/25 12:11	04/14/25 11:08	7440-38-2	
Barium	**0.031**	mg/L	0.0050	0.0012	1	04/11/25 12:11	04/14/25 11:08	7440-39-3	
Beryllium	ND	mg/L	0.00050	0.00015	1	04/11/25 12:11	04/14/25 11:08	7440-41-7	
Boron	**4.8**	mg/L	0.80	0.12	20	04/11/25 12:11	04/14/25 12:44	7440-42-8	
Cadmium	**0.00038J**	mg/L	0.00050	0.00012	1	04/11/25 12:11	04/14/25 11:08	7440-43-9	
Calcium	**167**	mg/L	20.0	2.0	20	04/11/25 12:11	04/14/25 12:21	7440-70-2	
Chromium	ND	mg/L	0.0050	0.0012	1	04/11/25 12:11	04/14/25 11:08	7440-47-3	
Cobalt	ND	mg/L	0.0050	0.0012	1	04/11/25 12:11	04/14/25 11:08	7440-48-4	
Iron	**2.9**	mg/L	0.040	0.012	1	04/11/25 12:11	04/14/25 11:08	7439-89-6	
Lead	ND	mg/L	0.0010	0.00025	1	04/11/25 12:11	04/14/25 11:08	7439-92-1	
Magnesium	**27.2**	mg/L	0.050	0.010	1	04/11/25 12:11	04/14/25 11:08	7439-95-4	
Manganese	**0.25**	mg/L	0.040	0.0012	1	04/11/25 12:11	04/14/25 11:08	7439-96-5	
Molybdenum	**0.019**	mg/L	0.010	0.0025	1	04/11/25 12:11	04/14/25 11:08	7439-98-7	
Potassium	**6.0**	mg/L	0.50	0.10	1	04/11/25 12:11	04/14/25 11:08	7440-09-7	
Selenium	ND	mg/L	0.0050	0.0012	1	04/11/25 12:11	04/14/25 11:08	7782-49-2	
Sodium	**11.2**	mg/L	1.0	0.15	1	04/11/25 12:11	04/14/25 11:08	7440-23-5	
Thallium	**0.00041J**	mg/L	0.0010	0.00015	1	04/11/25 12:11	04/14/25 11:08	7440-28-0	

This report shall not be reproduced, except in full,
without the written consent of Pace Analytical Services, LLC.

Pace Analytical Services, LLC
9800 Kincey Ave. Suite 100
Huntersville, NC 28078
(704)875-9092

ANALYTICAL RESULTS

Project: Bowen AP-1
Pace Project No.: 92790218

Sample: BOW-PT-02 **Lab ID: 92790218001** Collected: 04/09/25 14:31 Received: 04/10/25 08:00 Matrix: Water

Parameters	Results	Units	Report Limit	MDL	DF	Prepared	Analyzed	CAS No.	Qual
WCOL 7470 Mercury	Analytical Method: EPA 7470A Preparation Method: EPA 7470A Pace Analytical Services - West Columbia								
Mercury	**0.00057**	mg/L	0.00020	0.000091	1	04/11/25 14:00	04/12/25 16:58	7439-97-6	

This report shall not be reproduced, except in full,
without the written consent of Pace Analytical Services, LLC.

Pace Analytical Services, LLC
9800 Kincey Ave. Suite 100
Huntersville, NC 28078
(704)875-9092

ANALYTICAL RESULTS

Project: Bowen AP-1
Pace Project No.: 92790218

Sample: BOW-PT-04 **Lab ID: 92790218002** Collected: 04/09/25 10:48 Received: 04/10/25 08:00 Matrix: Water

Parameters	Results	Units	Report Limit	MDL	DF	Prepared	Analyzed	CAS No.	Qual
Metals (ICPMS) 6020B	Analytical Method: EPA 6020B Preparation Method: 3015 Pace National - Mt. Juliet								
Lithium	**0.00882J**	mg/L	0.0300	0.000600	1	04/11/25 18:33	04/11/25 23:34	7439-93-2	J
2320B Alkalinity	Analytical Method: SM 2320B-2011 Pace Analytical Services - Asheville								
Alkalinity,Bicarbonate (CaCO3)	**161**	mg/L	5.0	5.0	1		04/11/25 14:19		
Alkalinity,Carbonate (CaCO3)	ND	mg/L	5.0	5.0	1		04/11/25 14:19		
Alkalinity, Total as CaCO3	**161**	mg/L	5.0	5.0	1		04/11/25 14:19		
2540C Total Dissolved Solids	Analytical Method: SM 2540C-2015 Pace Analytical Services - Asheville								
Total Dissolved Solids	**1470**	mg/L	50.0	50.0	1		04/11/25 12:01		
4500S2D Sulfide Water	Analytical Method: SM 4500-S2D-2011 Pace Analytical Services - Asheville								
Sulfide	ND	mg/L	0.10	0.022	1		04/12/25 04:25	18496-25-8	
300.0 IC Anions 28 Days	Analytical Method: EPA 300.0 Rev 2.1 1993 Pace Analytical Services - Asheville								
Chloride	**353**	mg/L	9.0	5.4	9		04/11/25 07:35	16887-00-6	
Fluoride	**0.18**	mg/L	0.10	0.050	1		04/11/25 02:32	16984-48-8	
Sulfate	**303**	mg/L	9.0	4.5	9		04/11/25 07:35	14808-79-8	
WC 6020B MET ICPMS	Analytical Method: EPA 6020B Preparation Method: EPA 3005A Pace Analytical Services - West Columbia								
Antimony	ND	mg/L	0.0030	0.00050	1	04/11/25 12:11	04/14/25 11:13	7440-36-0	
Arsenic	ND	mg/L	0.0050	0.0012	1	04/11/25 12:11	04/14/25 11:13	7440-38-2	
Barium	**0.051**	mg/L	0.0050	0.0012	1	04/11/25 12:11	04/14/25 11:13	7440-39-3	
Beryllium	ND	mg/L	0.00050	0.00015	1	04/11/25 12:11	04/14/25 11:13	7440-41-7	
Boron	**10.2**	mg/L	2.0	0.31	50	04/11/25 12:11	04/14/25 12:54	7440-42-8	
Cadmium	ND	mg/L	0.00050	0.00012	1	04/11/25 12:11	04/14/25 11:13	7440-43-9	
Calcium	**342**	mg/L	10.0	1.0	10	04/11/25 12:11	04/14/25 12:26	7440-70-2	
Chromium	ND	mg/L	0.0050	0.0012	1	04/11/25 12:11	04/14/25 11:13	7440-47-3	
Cobalt	**0.0091**	mg/L	0.0050	0.0012	1	04/11/25 12:11	04/14/25 11:13	7440-48-4	
Iron	**6.2**	mg/L	0.040	0.012	1	04/11/25 12:11	04/14/25 11:13	7439-89-6	
Lead	ND	mg/L	0.0010	0.00025	1	04/11/25 12:11	04/14/25 11:13	7439-92-1	
Magnesium	**61.3**	mg/L	0.50	0.10	10	04/11/25 12:11	04/14/25 12:26	7439-95-4	
Manganese	**1.5**	mg/L	0.40	0.012	10	04/11/25 12:11	04/14/25 12:26	7439-96-5	
Molybdenum	**0.021**	mg/L	0.010	0.0025	1	04/11/25 12:11	04/14/25 11:13	7439-98-7	
Potassium	**9.4**	mg/L	0.50	0.10	1	04/11/25 12:11	04/14/25 11:13	7440-09-7	
Selenium	**0.0017J**	mg/L	0.0050	0.0012	1	04/11/25 12:11	04/14/25 11:13	7782-49-2	
Sodium	**27.0**	mg/L	1.0	0.15	1	04/11/25 12:11	04/14/25 11:13	7440-23-5	
Thallium	**0.0010J**	mg/L	0.0010	0.00015	1	04/11/25 12:11	04/14/25 11:13	7440-28-0	

This report shall not be reproduced, except in full,
without the written consent of Pace Analytical Services, LLC.

Pace Analytical Services, LLC
9800 Kincey Ave. Suite 100
Huntersville, NC 28078
(704)875-9092

ANALYTICAL RESULTS

Project: Bowen AP-1
Pace Project No.: 92790218

Sample: BOW-PT-04 **Lab ID: 92790218002** Collected: 04/09/25 10:48 Received: 04/10/25 08:00 Matrix: Water

Parameters	Results	Units	Report Limit	MDL	DF	Prepared	Analyzed	CAS No.	Qual
WCOL 7470 Mercury	Analytical Method: EPA 7470A Preparation Method: EPA 7470A Pace Analytical Services - West Columbia								
Mercury	**0.00022**	mg/L	0.00020	0.000091	1	04/11/25 14:00	04/12/25 17:01	7439-97-6	

This report shall not be reproduced, except in full,
without the written consent of Pace Analytical Services, LLC.

Pace Analytical Services, LLC
9800 Kincey Ave. Suite 100
Huntersville, NC 28078
(704)875-9092

ANALYTICAL RESULTS

Project: Bowen AP-1
Pace Project No.: 92790218

Sample: BOW-PT-05 **Lab ID: 92790218003** Collected: 04/09/25 15:17 Received: 04/10/25 08:00 Matrix: Water

Parameters	Results	Units	Report Limit	MDL	DF	Prepared	Analyzed	CAS No.	Qual
Metals (ICPMS) 6020B	Analytical Method: EPA 6020B Preparation Method: 3015 Pace National - Mt. Juliet								
Lithium	**0.00173J**	mg/L	0.0300	0.000600	1	04/11/25 18:33	04/11/25 23:37	7439-93-2	J
2320B Alkalinity	Analytical Method: SM 2320B-2011 Pace Analytical Services - Asheville								
Alkalinity,Bicarbonate (CaCO3)	**220**	mg/L	5.0	5.0	1		04/11/25 14:30		
Alkalinity,Carbonate (CaCO3)	ND	mg/L	5.0	5.0	1		04/11/25 14:30		
Alkalinity, Total as CaCO3	**220**	mg/L	5.0	5.0	1		04/11/25 14:30		
2540C Total Dissolved Solids	Analytical Method: SM 2540C-2015 Pace Analytical Services - Asheville								
Total Dissolved Solids	**501**	mg/L	25.0	25.0	1		04/11/25 12:01		
4500S2D Sulfide Water	Analytical Method: SM 4500-S2D-2011 Pace Analytical Services - Asheville								
Sulfide	ND	mg/L	0.10	0.022	1		04/12/25 04:26	18496-25-8	
300.0 IC Anions 28 Days	Analytical Method: EPA 300.0 Rev 2.1 1993 Pace Analytical Services - Asheville								
Chloride	**55.8**	mg/L	1.0	0.60	1		04/11/25 03:11	16887-00-6	
Fluoride	**0.17**	mg/L	0.10	0.050	1		04/11/25 03:11	16984-48-8	
Sulfate	**91.3**	mg/L	1.0	0.50	1		04/11/25 03:11	14808-79-8	
WC 6020B MET ICPMS	Analytical Method: EPA 6020B Preparation Method: EPA 3005A Pace Analytical Services - West Columbia								
Antimony	ND	mg/L	0.0030	0.00050	1	04/11/25 12:11	04/14/25 11:18	7440-36-0	
Arsenic	ND	mg/L	0.0050	0.0012	1	04/11/25 12:11	04/14/25 11:18	7440-38-2	
Barium	**0.019**	mg/L	0.0050	0.0012	1	04/11/25 12:11	04/14/25 11:18	7440-39-3	
Beryllium	ND	mg/L	0.00050	0.00015	1	04/11/25 12:11	04/14/25 11:18	7440-41-7	
Boron	**2.1**	mg/L	0.40	0.062	10	04/11/25 12:11	04/14/25 13:03	7440-42-8	
Cadmium	ND	mg/L	0.00050	0.00012	1	04/11/25 12:11	04/14/25 11:18	7440-43-9	
Calcium	**104**	mg/L	10.0	1.0	10	04/11/25 12:11	04/14/25 12:36	7440-70-2	
Chromium	ND	mg/L	0.0050	0.0012	1	04/11/25 12:11	04/14/25 11:18	7440-47-3	
Cobalt	ND	mg/L	0.0050	0.0012	1	04/11/25 12:11	04/14/25 11:18	7440-48-4	
Iron	**2.0**	mg/L	0.040	0.012	1	04/11/25 12:11	04/14/25 11:18	7439-89-6	
Lead	ND	mg/L	0.0010	0.00025	1	04/11/25 12:11	04/14/25 11:18	7439-92-1	
Magnesium	**25.9**	mg/L	0.050	0.010	1	04/11/25 12:11	04/14/25 11:18	7439-95-4	
Manganese	**0.049**	mg/L	0.040	0.0012	1	04/11/25 12:11	04/14/25 11:18	7439-96-5	
Molybdenum	**0.0084J**	mg/L	0.010	0.0025	1	04/11/25 12:11	04/14/25 11:18	7439-98-7	
Potassium	**3.9**	mg/L	0.50	0.10	1	04/11/25 12:11	04/14/25 11:18	7440-09-7	
Selenium	ND	mg/L	0.0050	0.0012	1	04/11/25 12:11	04/14/25 11:18	7782-49-2	
Sodium	**9.3**	mg/L	1.0	0.15	1	04/11/25 12:11	04/14/25 11:18	7440-23-5	
Thallium	ND	mg/L	0.0010	0.00015	1	04/11/25 12:11	04/14/25 11:18	7440-28-0	

This report shall not be reproduced, except in full,
without the written consent of Pace Analytical Services, LLC.

Pace Analytical Services, LLC
9800 Kincey Ave. Suite 100
Huntersville, NC 28078
(704)875-9092

ANALYTICAL RESULTS

Project: Bowen AP-1
Pace Project No.: 92790218

Sample: BOW-PT-05 **Lab ID: 92790218003** Collected: 04/09/25 15:17 Received: 04/10/25 08:00 Matrix: Water

Parameters	Results	Units	Report Limit	MDL	DF	Prepared	Analyzed	CAS No.	Qual
WCOL 7470 Mercury	Analytical Method: EPA 7470A Preparation Method: EPA 7470A Pace Analytical Services - West Columbia								
Mercury	**0.00016J**	mg/L	0.00020	0.000091	1	04/11/25 14:00	04/12/25 17:03	7439-97-6	

This report shall not be reproduced, except in full,
without the written consent of Pace Analytical Services, LLC.

Pace Analytical Services, LLC
9800 Kincey Ave. Suite 100
Huntersville, NC 28078
(704)875-9092

ANALYTICAL RESULTS

Project: Bowen AP-1
Pace Project No.: 92790218

Sample: BOW-PT-06 **Lab ID: 92790218004** Collected: 04/09/25 12:11 Received: 04/10/25 08:00 Matrix: Water

Parameters	Results	Units	Report Limit	MDL	DF	Prepared	Analyzed	CAS No.	Qual
Metals (ICPMS) 6020B	Analytical Method: EPA 6020B Preparation Method: 3015 Pace National - Mt. Juliet								
Lithium	**0.00759J**	mg/L	0.0300	0.000600	1	04/11/25 18:33	04/11/25 23:15	7439-93-2	J
2320B Alkalinity	Analytical Method: SM 2320B-2011 Pace Analytical Services - Asheville								
Alkalinity,Bicarbonate (CaCO3)	**130**	mg/L	5.0	5.0	1		04/11/25 14:42		
Alkalinity,Carbonate (CaCO3)	ND	mg/L	5.0	5.0	1		04/11/25 14:42		
Alkalinity, Total as CaCO3	**130**	mg/L	5.0	5.0	1		04/11/25 14:42		
2540C Total Dissolved Solids	Analytical Method: SM 2540C-2015 Pace Analytical Services - Asheville								
Total Dissolved Solids	**2250**	mg/L	125	125	1		04/11/25 12:01		
4500S2D Sulfide Water	Analytical Method: SM 4500-S2D-2011 Pace Analytical Services - Asheville								
Sulfide	**0.54**	mg/L	0.10	0.022	1		04/12/25 04:26	18496-25-8	
300.0 IC Anions 28 Days	Analytical Method: EPA 300.0 Rev 2.1 1993 Pace Analytical Services - Asheville								
Chloride	**690**	mg/L	10.0	6.0	10		04/11/25 03:25	16887-00-6	
Fluoride	ND	mg/L	1.0	0.50	10		04/11/25 03:25	16984-48-8	
Sulfate	**459**	mg/L	10.0	5.0	10		04/11/25 03:25	14808-79-8	
WC 6020B MET ICPMS	Analytical Method: EPA 6020B Preparation Method: EPA 3005A Pace Analytical Services - West Columbia								
Antimony	**0.00091J**	mg/L	0.0030	0.00050	1	04/11/25 12:11	04/14/25 11:23	7440-36-0	
Arsenic	**0.0024J**	mg/L	0.0050	0.0012	1	04/11/25 12:11	04/14/25 11:23	7440-38-2	
Barium	**0.084**	mg/L	0.0050	0.0012	1	04/11/25 12:11	04/14/25 11:23	7440-39-3	
Beryllium	ND	mg/L	0.00050	0.00015	1	04/11/25 12:11	04/14/25 11:23	7440-41-7	
Boron	**12.9**	mg/L	4.0	0.62	100	04/11/25 12:11	04/14/25 13:12	7440-42-8	
Cadmium	ND	mg/L	0.00050	0.00012	1	04/11/25 12:11	04/14/25 11:23	7440-43-9	
Calcium	**529**	mg/L	25.0	2.5	25	04/11/25 12:11	04/14/25 12:47	7440-70-2	
Chromium	ND	mg/L	0.0050	0.0012	1	04/11/25 12:11	04/14/25 11:23	7440-47-3	
Cobalt	**0.0042J**	mg/L	0.0050	0.0012	1	04/11/25 12:11	04/14/25 11:23	7440-48-4	
Iron	**11.4**	mg/L	0.040	0.012	1	04/11/25 12:11	04/14/25 11:23	7439-89-6	
Lead	ND	mg/L	0.0010	0.00025	1	04/11/25 12:11	04/14/25 11:23	7439-92-1	
Magnesium	**114**	mg/L	1.2	0.25	25	04/11/25 12:11	04/14/25 12:47	7439-95-4	
Manganese	**0.95**	mg/L	0.20	0.0062	5	04/11/25 12:11	04/14/25 12:41	7439-96-5	
Molybdenum	**0.0061J**	mg/L	0.010	0.0025	1	04/11/25 12:11	04/14/25 11:23	7439-98-7	
Potassium	**9.6**	mg/L	0.50	0.10	1	04/11/25 12:11	04/14/25 11:23	7440-09-7	
Selenium	**0.0023J**	mg/L	0.0050	0.0012	1	04/11/25 12:11	04/14/25 11:23	7782-49-2	
Sodium	**28.6**	mg/L	1.0	0.15	1	04/11/25 12:11	04/14/25 11:23	7440-23-5	
Thallium	ND	mg/L	0.0010	0.00015	1	04/11/25 12:11	04/14/25 11:23	7440-28-0	

This report shall not be reproduced, except in full,
without the written consent of Pace Analytical Services, LLC.

Pace Analytical Services, LLC
9800 Kincey Ave. Suite 100
Huntersville, NC 28078
(704)875-9092

ANALYTICAL RESULTS

Project: Bowen AP-1
Pace Project No.: 92790218

Sample: BOW-PT-06 **Lab ID: 92790218004** Collected: 04/09/25 12:11 Received: 04/10/25 08:00 Matrix: Water

Parameters	Results	Units	Report Limit	MDL	DF	Prepared	Analyzed	CAS No.	Qual
WCOL 7470 Mercury	Analytical Method: EPA 7470A Preparation Method: EPA 7470A Pace Analytical Services - West Columbia								
Mercury	ND	mg/L	0.00020	0.000091	1	04/11/25 14:00	04/12/25 17:11	7439-97-6	

This report shall not be reproduced, except in full,
without the written consent of Pace Analytical Services, LLC.

Pace Analytical Services, LLC
9800 Kincey Ave. Suite 100
Huntersville, NC 28078
(704)875-9092

ANALYTICAL RESULTS

Project: Bowen AP-1
Pace Project No.: 92790218

Sample: BOW-INW-01 **Lab ID: 92790218005** Collected: 04/09/25 12:26 Received: 04/10/25 08:00 Matrix: Water

Parameters	Results	Units	Report Limit	MDL	DF	Prepared	Analyzed	CAS No.	Qual
Metals (ICPMS) 6020B	Analytical Method: EPA 6020B Preparation Method: 3015 Pace National - Mt. Juliet								
Lithium	**0.00588J**	mg/L	0.0300	0.000600	1	04/11/25 18:33	04/11/25 23:47	7439-93-2	J
2320B Alkalinity	Analytical Method: SM 2320B-2011 Pace Analytical Services - Asheville								
Alkalinity,Bicarbonate (CaCO3)	**171**	mg/L	5.0	5.0	1		04/11/25 14:51		
Alkalinity,Carbonate (CaCO3)	ND	mg/L	5.0	5.0	1		04/11/25 14:51		
Alkalinity, Total as CaCO3	**171**	mg/L	5.0	5.0	1		04/11/25 14:51		
2540C Total Dissolved Solids	Analytical Method: SM 2540C-2015 Pace Analytical Services - Asheville								
Total Dissolved Solids	**978**	mg/L	50.0	50.0	1		04/11/25 12:01		
4500S2D Sulfide Water	Analytical Method: SM 4500-S2D-2011 Pace Analytical Services - Asheville								
Sulfide	ND	mg/L	0.10	0.022	1		04/12/25 04:29	18496-25-8	
300.0 IC Anions 28 Days	Analytical Method: EPA 300.0 Rev 2.1 1993 Pace Analytical Services - Asheville								
Chloride	**205**	mg/L	5.0	3.0	5		04/11/25 07:49	16887-00-6	
Fluoride	**0.22**	mg/L	0.10	0.050	1		04/11/25 03:37	16984-48-8	
Sulfate	**197**	mg/L	5.0	2.5	5		04/11/25 07:49	14808-79-8	
WC 6020B MET ICPMS	Analytical Method: EPA 6020B Preparation Method: EPA 3005A Pace Analytical Services - West Columbia								
Antimony	ND	mg/L	0.0030	0.00050	1	04/11/25 12:11	04/14/25 11:29	7440-36-0	
Arsenic	ND	mg/L	0.0050	0.0012	1	04/11/25 12:11	04/14/25 11:29	7440-38-2	
Barium	**0.030**	mg/L	0.0050	0.0012	1	04/11/25 12:11	04/14/25 11:29	7440-39-3	
Beryllium	ND	mg/L	0.00050	0.00015	1	04/11/25 12:11	04/14/25 11:29	7440-41-7	
Boron	**6.8**	mg/L	1.0	0.16	25	04/11/25 12:11	04/14/25 13:36	7440-42-8	
Cadmium	**0.00017J**	mg/L	0.00050	0.00012	1	04/11/25 12:11	04/14/25 11:29	7440-43-9	
Calcium	**226**	mg/L	5.0	0.50	5	04/11/25 12:11	04/14/25 13:28	7440-70-2	
Chromium	ND	mg/L	0.0050	0.0012	1	04/11/25 12:11	04/14/25 11:29	7440-47-3	
Cobalt	**0.0028J**	mg/L	0.0050	0.0012	1	04/11/25 12:11	04/14/25 11:29	7440-48-4	
Iron	**4.1**	mg/L	0.040	0.012	1	04/11/25 12:11	04/14/25 11:29	7439-89-6	
Lead	ND	mg/L	0.0010	0.00025	1	04/11/25 12:11	04/14/25 11:29	7439-92-1	
Magnesium	**34.6**	mg/L	0.050	0.010	1	04/11/25 12:11	04/14/25 11:29	7439-95-4	
Manganese	**1.0**	mg/L	0.20	0.0062	5	04/11/25 12:11	04/14/25 13:28	7439-96-5	
Molybdenum	**0.031**	mg/L	0.010	0.0025	1	04/11/25 12:11	04/14/25 11:29	7439-98-7	
Potassium	**9.4**	mg/L	0.50	0.10	1	04/11/25 12:11	04/14/25 11:29	7440-09-7	
Selenium	ND	mg/L	0.0050	0.0012	1	04/11/25 12:11	04/14/25 11:29	7782-49-2	
Sodium	**20.8**	mg/L	1.0	0.15	1	04/11/25 12:11	04/14/25 11:29	7440-23-5	
Thallium	**0.00039J**	mg/L	0.0010	0.00015	1	04/11/25 12:11	04/14/25 11:29	7440-28-0	

This report shall not be reproduced, except in full,
without the written consent of Pace Analytical Services, LLC.

Pace Analytical Services, LLC
9800 Kincey Ave. Suite 100
Huntersville, NC 28078
(704)875-9092

ANALYTICAL RESULTS

Project: Bowen AP-1
Pace Project No.: 92790218

Sample: BOW-INW-01 **Lab ID: 92790218005** Collected: 04/09/25 12:26 Received: 04/10/25 08:00 Matrix: Water

Parameters	Results	Units	Report Limit	MDL	DF	Prepared	Analyzed	CAS No.	Qual
WCOL 7470 Mercury	Analytical Method: EPA 7470A Preparation Method: EPA 7470A Pace Analytical Services - West Columbia								
Mercury	ND	mg/L	0.00020	0.000091	1	04/11/25 14:00	04/12/25 17:13	7439-97-6	

This report shall not be reproduced, except in full,
without the written consent of Pace Analytical Services, LLC.

Pace Analytical Services, LLC
9800 Kincey Ave. Suite 100
Huntersville, NC 28078
(704)875-9092

ANALYTICAL RESULTS

Project: Bowen AP-1
Pace Project No.: 92790218

Sample: BOW-AP1-FD-01 **Lab ID: 92790218006** Collected: 04/09/25 00:00 Received: 04/10/25 08:00 Matrix: Water

Parameters	Results	Units	Report Limit	MDL	DF	Prepared	Analyzed	CAS No.	Qual
Metals (ICPMS) 6020B	Analytical Method: EPA 6020B Preparation Method: 3015 Pace National - Mt. Juliet								
Lithium	**0.00622J**	mg/L	0.0300	0.000600	1	04/11/25 18:33	04/11/25 23:51	7439-93-2	J
2320B Alkalinity	Analytical Method: SM 2320B-2011 Pace Analytical Services - Asheville								
Alkalinity,Bicarbonate (CaCO3)	**171**	mg/L	5.0	5.0	1		04/11/25 15:11		
Alkalinity,Carbonate (CaCO3)	ND	mg/L	5.0	5.0	1		04/11/25 15:11		
Alkalinity, Total as CaCO3	**171**	mg/L	5.0	5.0	1		04/11/25 15:11		
2540C Total Dissolved Solids	Analytical Method: SM 2540C-2015 Pace Analytical Services - Asheville								
Total Dissolved Solids	**698**	mg/L	50.0	50.0	1		04/11/25 12:01		
4500S2D Sulfide Water	Analytical Method: SM 4500-S2D-2011 Pace Analytical Services - Asheville								
Sulfide	ND	mg/L	0.10	0.022	1		04/12/25 04:29	18496-25-8	
300.0 IC Anions 28 Days	Analytical Method: EPA 300.0 Rev 2.1 1993 Pace Analytical Services - Asheville								
Chloride	**127**	mg/L	3.0	1.8	3		04/11/25 08:30	16887-00-6	
Fluoride	**0.19**	mg/L	0.10	0.050	1		04/11/25 03:50	16984-48-8	
Sulfate	**134**	mg/L	3.0	1.5	3		04/11/25 08:30	14808-79-8	
WC 6020B MET ICPMS	Analytical Method: EPA 6020B Preparation Method: EPA 3005A Pace Analytical Services - West Columbia								
Antimony	**0.0014J**	mg/L	0.0030	0.00050	1	04/11/25 12:11	04/14/25 11:34	7440-36-0	
Arsenic	ND	mg/L	0.0050	0.0012	1	04/11/25 12:11	04/14/25 11:34	7440-38-2	
Barium	**0.030**	mg/L	0.0050	0.0012	1	04/11/25 12:11	04/14/25 11:34	7440-39-3	
Beryllium	ND	mg/L	0.00050	0.00015	1	04/11/25 12:11	04/14/25 11:34	7440-41-7	
Boron	**4.9**	mg/L	0.80	0.12	20	04/11/25 12:11	04/14/25 13:46	7440-42-8	
Cadmium	**0.00042J**	mg/L	0.00050	0.00012	1	04/11/25 12:11	04/14/25 11:34	7440-43-9	
Calcium	**182**	mg/L	20.0	2.0	20	04/11/25 12:11	04/14/25 13:38	7440-70-2	
Chromium	ND	mg/L	0.0050	0.0012	1	04/11/25 12:11	04/14/25 11:34	7440-47-3	
Cobalt	ND	mg/L	0.0050	0.0012	1	04/11/25 12:11	04/14/25 11:34	7440-48-4	
Iron	**3.0**	mg/L	0.040	0.012	1	04/11/25 12:11	04/14/25 11:34	7439-89-6	
Lead	ND	mg/L	0.0010	0.00025	1	04/11/25 12:11	04/14/25 11:34	7439-92-1	
Magnesium	**27.0**	mg/L	0.050	0.010	1	04/11/25 12:11	04/14/25 11:34	7439-95-4	
Manganese	**0.26**	mg/L	0.040	0.0012	1	04/11/25 12:11	04/14/25 11:34	7439-96-5	
Molybdenum	**0.019**	mg/L	0.010	0.0025	1	04/11/25 12:11	04/14/25 11:34	7439-98-7	
Potassium	**6.1**	mg/L	0.50	0.10	1	04/11/25 12:11	04/14/25 11:34	7440-09-7	
Selenium	ND	mg/L	0.0050	0.0012	1	04/11/25 12:11	04/14/25 11:34	7782-49-2	
Sodium	**11.4**	mg/L	1.0	0.15	1	04/11/25 12:11	04/14/25 11:34	7440-23-5	
Thallium	**0.00043J**	mg/L	0.0010	0.00015	1	04/11/25 12:11	04/14/25 11:34	7440-28-0	

This report shall not be reproduced, except in full,
without the written consent of Pace Analytical Services, LLC.

Pace Analytical Services, LLC
9800 Kincey Ave. Suite 100
Huntersville, NC 28078
(704)875-9092

ANALYTICAL RESULTS

Project: Bowen AP-1
Pace Project No.: 92790218

Sample: BOW-AP1-FD-01 **Lab ID: 92790218006** Collected: 04/09/25 00:00 Received: 04/10/25 08:00 Matrix: Water

Parameters	Results	Units	Report Limit	MDL	DF	Prepared	Analyzed	CAS No.	Qual
WCOL 7470 Mercury	Analytical Method: EPA 7470A Preparation Method: EPA 7470A Pace Analytical Services - West Columbia								
Mercury	**0.00021**	mg/L	0.00020	0.000091	1	04/11/25 14:00	04/12/25 17:16	7439-97-6	

This report shall not be reproduced, except in full,
without the written consent of Pace Analytical Services, LLC.

Pace Analytical Services, LLC
9800 Kincey Ave. Suite 100
Huntersville, NC 28078
(704)875-9092

ANALYTICAL RESULTS

Project: Bowen AP-1
Pace Project No.: 92790218

Sample: BOW-AP1-FB-01 **Lab ID: 92790218007** Collected: 04/09/25 16:11 Received: 04/10/25 08:00 Matrix: Water

Parameters	Results	Units	Report Limit	MDL	DF	Prepared	Analyzed	CAS No.	Qual
Metals (ICPMS) 6020B	Analytical Method: EPA 6020B Preparation Method: 3015								
	Pace National - Mt. Juliet								
Lithium	ND	mg/L	0.0300	0.000600	1	04/11/25 18:33	04/11/25 23:54	7439-93-2	
2320B Alkalinity	Analytical Method: SM 2320B-2011								
	Pace Analytical Services - Asheville								
Alkalinity,Bicarbonate (CaCO3)	ND	mg/L	5.0	5.0	1		04/11/25 15:22		
Alkalinity,Carbonate (CaCO3)	ND	mg/L	5.0	5.0	1		04/11/25 15:22		
Alkalinity, Total as CaCO3	ND	mg/L	5.0	5.0	1		04/11/25 15:22		
2540C Total Dissolved Solids	Analytical Method: SM 2540C-2015								
	Pace Analytical Services - Asheville								
Total Dissolved Solids	ND	mg/L	25.0	25.0	1		04/11/25 12:01		
4500S2D Sulfide Water	Analytical Method: SM 4500-S2D-2011								
	Pace Analytical Services - Asheville								
Sulfide	ND	mg/L	0.10	0.022	1		04/12/25 04:29	18496-25-8	
300.0 IC Anions 28 Days	Analytical Method: EPA 300.0 Rev 2.1 1993								
	Pace Analytical Services - Asheville								
Chloride	ND	mg/L	1.0	0.60	1		04/11/25 00:36	16887-00-6	
Fluoride	ND	mg/L	0.10	0.050	1		04/11/25 00:36	16984-48-8	
Sulfate	ND	mg/L	1.0	0.50	1		04/11/25 00:36	14808-79-8	
WC 6020B MET ICPMS	Analytical Method: EPA 6020B Preparation Method: EPA 3005A								
	Pace Analytical Services - West Columbia								
Antimony	ND	mg/L	0.0030	0.00050	1	04/11/25 12:11	04/14/25 11:39	7440-36-0	
Arsenic	ND	mg/L	0.0050	0.0012	1	04/11/25 12:11	04/14/25 11:39	7440-38-2	
Barium	ND	mg/L	0.0050	0.0012	1	04/11/25 12:11	04/14/25 11:39	7440-39-3	
Beryllium	ND	mg/L	0.00050	0.00015	1	04/11/25 12:11	04/14/25 11:39	7440-41-7	
Boron	ND	mg/L	0.040	0.0062	1	04/11/25 12:11	04/14/25 13:55	7440-42-8	
Cadmium	ND	mg/L	0.00050	0.00012	1	04/11/25 12:11	04/14/25 11:39	7440-43-9	
Calcium	ND	mg/L	1.0	0.10	1	04/11/25 12:11	04/14/25 11:39	7440-70-2	
Chromium	ND	mg/L	0.0050	0.0012	1	04/11/25 12:11	04/14/25 11:39	7440-47-3	
Cobalt	ND	mg/L	0.0050	0.0012	1	04/11/25 12:11	04/14/25 11:39	7440-48-4	
Iron	ND	mg/L	0.040	0.012	1	04/11/25 12:11	04/14/25 11:39	7439-89-6	
Lead	ND	mg/L	0.0010	0.00025	1	04/11/25 12:11	04/14/25 11:39	7439-92-1	
Magnesium	ND	mg/L	0.050	0.010	1	04/11/25 12:11	04/14/25 11:39	7439-95-4	
Manganese	ND	mg/L	0.040	0.0012	1	04/11/25 12:11	04/14/25 11:39	7439-96-5	
Molybdenum	ND	mg/L	0.010	0.0025	1	04/11/25 12:11	04/14/25 11:39	7439-98-7	
Potassium	ND	mg/L	0.50	0.10	1	04/11/25 12:11	04/14/25 11:39	7440-09-7	
Selenium	ND	mg/L	0.0050	0.0012	1	04/11/25 12:11	04/14/25 11:39	7782-49-2	
Sodium	ND	mg/L	1.0	0.15	1	04/11/25 12:11	04/14/25 11:39	7440-23-5	
Thallium	ND	mg/L	0.0010	0.00015	1	04/11/25 12:11	04/14/25 11:39	7440-28-0	

This report shall not be reproduced, except in full,
without the written consent of Pace Analytical Services, LLC.

Pace Analytical Services, LLC
9800 Kincey Ave. Suite 100
Huntersville, NC 28078
(704)875-9092

ANALYTICAL RESULTS

Project: Bowen AP-1
Pace Project No.: 92790218

Sample: BOW-AP1-FB-01 **Lab ID: 92790218007** Collected: 04/09/25 16:11 Received: 04/10/25 08:00 Matrix: Water

Parameters	Results	Units	Report Limit	MDL	DF	Prepared	Analyzed	CAS No.	Qual
WCOL 7470 Mercury	Analytical Method: EPA 7470A Preparation Method: EPA 7470A Pace Analytical Services - West Columbia								
Mercury	ND	mg/L	0.00020	0.000091	1	04/11/25 14:00	04/12/25 17:23	7439-97-6	

This report shall not be reproduced, except in full,
without the written consent of Pace Analytical Services, LLC.

Pace Analytical Services, LLC
9800 Kincey Ave. Suite 100
Huntersville, NC 28078
(704)875-9092

ANALYTICAL RESULTS

Project: Bowen AP-1
Pace Project No.: 92790218

Sample: BOW-AP1-EB-01 **Lab ID: 92790218008** Collected: 04/09/25 16:01 Received: 04/10/25 08:00 Matrix: Water

Parameters	Results	Units	Report Limit	MDL	DF	Prepared	Analyzed	CAS No.	Qual
Metals (ICPMS) 6020B	Analytical Method: EPA 6020B Preparation Method: 3015								
	Pace National - Mt. Juliet								
Lithium	ND	mg/L	0.0300	0.000600	1	04/11/25 18:33	04/11/25 23:57	7439-93-2	
2320B Alkalinity	Analytical Method: SM 2320B-2011								
	Pace Analytical Services - Asheville								
Alkalinity,Bicarbonate (CaCO3)	ND	mg/L	5.0	5.0	1		04/11/25 15:26		
Alkalinity,Carbonate (CaCO3)	ND	mg/L	5.0	5.0	1		04/11/25 15:26		
Alkalinity, Total as CaCO3	ND	mg/L	5.0	5.0	1		04/11/25 15:26		
2540C Total Dissolved Solids	Analytical Method: SM 2540C-2015								
	Pace Analytical Services - Asheville								
Total Dissolved Solids	ND	mg/L	25.0	25.0	1		04/11/25 12:02		
4500S2D Sulfide Water	Analytical Method: SM 4500-S2D-2011								
	Pace Analytical Services - Asheville								
Sulfide	ND	mg/L	0.10	0.022	1		04/12/25 04:30	18496-25-8	
300.0 IC Anions 28 Days	Analytical Method: EPA 300.0 Rev 2.1 1993								
	Pace Analytical Services - Asheville								
Chloride	ND	mg/L	1.0	0.60	1		04/11/25 00:49	16887-00-6	
Fluoride	ND	mg/L	0.10	0.050	1		04/11/25 00:49	16984-48-8	
Sulfate	ND	mg/L	1.0	0.50	1		04/11/25 00:49	14808-79-8	
WC 6020B MET ICPMS	Analytical Method: EPA 6020B Preparation Method: EPA 3005A								
	Pace Analytical Services - West Columbia								
Antimony	ND	mg/L	0.0030	0.00050	1	04/11/25 12:11	04/14/25 12:15	7440-36-0	
Arsenic	ND	mg/L	0.0050	0.0012	1	04/11/25 12:11	04/14/25 12:15	7440-38-2	
Barium	ND	mg/L	0.0050	0.0012	1	04/11/25 12:11	04/14/25 12:15	7440-39-3	
Beryllium	ND	mg/L	0.00050	0.00015	1	04/11/25 12:11	04/14/25 12:15	7440-41-7	
Boron	ND	mg/L	0.040	0.0062	1	04/11/25 12:11	04/14/25 14:58	7440-42-8	
Cadmium	**0.00013J**	mg/L	0.00050	0.00012	1	04/11/25 12:11	04/14/25 12:15	7440-43-9	
Calcium	ND	mg/L	1.0	0.10	1	04/11/25 12:11	04/14/25 12:15	7440-70-2	
Chromium	ND	mg/L	0.0050	0.0012	1	04/11/25 12:11	04/14/25 12:15	7440-47-3	
Cobalt	ND	mg/L	0.0050	0.0012	1	04/11/25 12:11	04/14/25 12:15	7440-48-4	
Iron	ND	mg/L	0.040	0.012	1	04/11/25 12:11	04/14/25 12:15	7439-89-6	
Lead	ND	mg/L	0.0010	0.00025	1	04/11/25 12:11	04/14/25 12:15	7439-92-1	
Magnesium	**0.032J**	mg/L	0.050	0.010	1	04/11/25 12:11	04/14/25 12:15	7439-95-4	
Manganese	**0.0017J**	mg/L	0.040	0.0012	1	04/11/25 12:11	04/14/25 12:15	7439-96-5	
Molybdenum	ND	mg/L	0.010	0.0025	1	04/11/25 12:11	04/14/25 12:15	7439-98-7	
Potassium	ND	mg/L	0.50	0.10	1	04/11/25 12:11	04/14/25 12:15	7440-09-7	
Selenium	ND	mg/L	0.0050	0.0012	1	04/11/25 12:11	04/14/25 12:15	7782-49-2	
Sodium	ND	mg/L	1.0	0.15	1	04/11/25 12:11	04/14/25 12:15	7440-23-5	
Thallium	ND	mg/L	0.0010	0.00015	1	04/11/25 12:11	04/14/25 12:15	7440-28-0	

This report shall not be reproduced, except in full,
without the written consent of Pace Analytical Services, LLC.

Pace Analytical Services, LLC
9800 Kincey Ave. Suite 100
Huntersville, NC 28078
(704)875-9092

ANALYTICAL RESULTS

Project: Bowen AP-1
Pace Project No.: 92790218

Sample: BOW-AP1-EB-01 **Lab ID: 92790218008** Collected: 04/09/25 16:01 Received: 04/10/25 08:00 Matrix: Water

Parameters	Results	Units	Report Limit	MDL	DF	Prepared	Analyzed	CAS No.	Qual
WCOL 7470 Mercury	Analytical Method: EPA 7470A Preparation Method: EPA 7470A Pace Analytical Services - West Columbia								
Mercury	ND	mg/L	0.00020	0.000091	1	04/11/25 14:00	04/12/25 17:26	7439-97-6	

This report shall not be reproduced, except in full,
without the written consent of Pace Analytical Services, LLC.

Pace Analytical Services, LLC
9800 Kincey Ave. Suite 100
Huntersville, NC 28078
(704)875-9092

QUALITY CONTROL DATA

Project: Bowen AP-1
Pace Project No.: 92790218

QC Batch: 2488555
QC Batch Method: 3015
Analysis Method: EPA 6020B
Analysis Description: Metals (ICPMS) 6020B
Laboratory: Pace National - Mt. Juliet
Associated Lab Samples: 92790218001, 92790218002, 92790218003, 92790218004, 92790218005, 92790218006, 92790218007, 92790218008

METHOD BLANK: R4198607-1 Matrix: Water
Associated Lab Samples: 92790218001, 92790218002, 92790218003, 92790218004, 92790218005, 92790218006, 92790218007, 92790218008

Parameter	Units	Blank Result	Reporting Limit	MDL	Analyzed	Qualifiers
Lithium	mg/L	ND	0.0300	0.000600	04/11/25 23:08	

LABORATORY CONTROL SAMPLE: R4198607-2

Parameter	Units	Spike Conc.	LCS Result	LCS % Rec	% Rec Limits	Qualifiers
Lithium	mg/L	0.0500	0.0445	89.0	80.0-120	

MATRIX SPIKE & MATRIX SPIKE DUPLICATE: R4198607-4 R4198607-5

Parameter	Units	92790218004 Result	MS Spike Conc.	MSD Spike Conc.	MS Result	MSD Result	MS % Rec	MSD % Rec	% Rec Limits	RPD	Max RPD	Qual
Lithium	mg/L	0.00759	0.0500	0.0500	0.0527	0.0518	90.2	88.5	75.0-125	1.61	20	

Results presented on this page are in the units indicated by the "Units" column except where an alternate unit is presented to the right of the result.

This report shall not be reproduced, except in full,
without the written consent of Pace Analytical Services, LLC.

Pace Analytical Services, LLC
9800 Kincey Ave. Suite 100
Huntersville, NC 28078
(704)875-9092

QUALITY CONTROL DATA

Project: Bowen AP-1
Pace Project No.: 92790218

QC Batch: 928802
QC Batch Method: SM 2320B-2011
Analysis Method: SM 2320B-2011
Analysis Description: 2320B Alkalinity
Laboratory: Pace Analytical Services - Asheville
Associated Lab Samples: 92790218001, 92790218002, 92790218003, 92790218004, 92790218005, 92790218006, 92790218007, 92790218008

METHOD BLANK: 4771266
Matrix: Water
Associated Lab Samples: 92790218001, 92790218002, 92790218003, 92790218004, 92790218005, 92790218006, 92790218007, 92790218008

Parameter	Units	Blank Result	Reporting Limit	MDL	Analyzed	Qualifiers
Alkalinity, Total as CaCO3	mg/L	ND	5.0	5.0	04/11/25 13:39	
Alkalinity,Bicarbonate (CaCO3)	mg/L	ND	5.0	5.0	04/11/25 13:39	
Alkalinity,Carbonate (CaCO3)	mg/L	ND	5.0	5.0	04/11/25 13:39	

LABORATORY CONTROL SAMPLE: 4771267

Parameter	Units	Spike Conc.	LCS Result	LCS % Rec	% Rec Limits	Qualifiers
Alkalinity, Total as CaCO3	mg/L	50	52.2	104	80-120	

LABORATORY CONTROL SAMPLE: 4771268

Parameter	Units	Spike Conc.	LCS Result	LCS % Rec	% Rec Limits	Qualifiers
Alkalinity, Total as CaCO3	mg/L	50	52.4	105	80-120	

MATRIX SPIKE & MATRIX SPIKE DUPLICATE: 4771269 4771270

Parameter	Units	92790218001 Result	MS Spike Conc.	MSD Spike Conc.	MS Result	MSD Result	MS % Rec	MSD % Rec	% Rec Limits	RPD	Max RPD	Qual
Alkalinity, Total as CaCO3	mg/L	169	50	50	223	222	108	107	80-120	0	25	

Results presented on this page are in the units indicated by the "Units" column except where an alternate unit is presented to the right of the result.

This report shall not be reproduced, except in full,
without the written consent of Pace Analytical Services, LLC.

Pace Analytical Services, LLC
9800 Kincey Ave. Suite 100
Huntersville, NC 28078
(704)875-9092

QUALITY CONTROL DATA

Project: Bowen AP-1
Pace Project No.: 92790218

QC Batch: 928785
QC Batch Method: SM 2540C-2015
Analysis Method: SM 2540C-2015
Analysis Description: 2540C Total Dissolved Solids
Laboratory: Pace Analytical Services - Asheville
Associated Lab Samples: 92790218001, 92790218002, 92790218003, 92790218004, 92790218005, 92790218006, 92790218007, 92790218008

METHOD BLANK: 4771122
Matrix: Water
Associated Lab Samples: 92790218001, 92790218002, 92790218003, 92790218004, 92790218005, 92790218006, 92790218007, 92790218008

Parameter	Units	Blank Result	Reporting Limit	MDL	Analyzed	Qualifiers
Total Dissolved Solids	mg/L	ND	25.0	25.0	04/11/25 12:00	

LABORATORY CONTROL SAMPLE: 4771123

Parameter	Units	Spike Conc.	LCS Result	LCS % Rec	% Rec Limits	Qualifiers
Total Dissolved Solids	mg/L	250	246	98	90-110	

SAMPLE DUPLICATE: 4771124

Parameter	Units	92790218001 Result	Dup Result	RPD	Max RPD	Qualifiers
Total Dissolved Solids	mg/L	712	720	1	25	

SAMPLE DUPLICATE: 4771125

Parameter	Units	92789507001 Result	Dup Result	RPD	Max RPD	Qualifiers
Total Dissolved Solids	mg/L	223	228	2	25	

Results presented on this page are in the units indicated by the "Units" column except where an alternate unit is presented to the right of the result.

This report shall not be reproduced, except in full,
without the written consent of Pace Analytical Services, LLC.

Pace Analytical Services, LLC
9800 Kincey Ave. Suite 100
Huntersville, NC 28078
(704)875-9092

QUALITY CONTROL DATA

Project: Bowen AP-1
Pace Project No.: 92790218

QC Batch: 928939
QC Batch Method: SM 4500-S2D-2011
Analysis Method: SM 4500-S2D-2011
Analysis Description: 4500S2D Sulfide Water
Laboratory: Pace Analytical Services - Asheville
Associated Lab Samples: 92790218001, 92790218002, 92790218003, 92790218004, 92790218005, 92790218006, 92790218007, 92790218008

METHOD BLANK: 4772550
Matrix: Water
Associated Lab Samples: 92790218001, 92790218002, 92790218003, 92790218004, 92790218005, 92790218006, 92790218007, 92790218008

Parameter	Units	Blank Result	Reporting Limit	MDL	Analyzed	Qualifiers
Sulfide	mg/L	ND	0.10	0.022	04/12/25 04:22	

LABORATORY CONTROL SAMPLE: 4772551

Parameter	Units	Spike Conc.	LCS Result	LCS % Rec	% Rec Limits	Qualifiers
Sulfide	mg/L	0.5	0.50	101	80-120	

MATRIX SPIKE & MATRIX SPIKE DUPLICATE: 4772552 4772553

Parameter	Units	92790218001 Result	MS Spike Conc.	MSD Spike Conc.	MS Result	MSD Result	MS % Rec	MSD % Rec	% Rec Limits	RPD	Max RPD	Qual
Sulfide	mg/L	ND	0.5	0.5	0.52	0.54	103	108	80-120	5	10	

MATRIX SPIKE & MATRIX SPIKE DUPLICATE: 4772554 4772555

Parameter	Units	92789615002 Result	MS Spike Conc.	MSD Spike Conc.	MS Result	MSD Result	MS % Rec	MSD % Rec	% Rec Limits	RPD	Max RPD	Qual
Sulfide	mg/L	ND	0.5	0.5	0.51	0.54	97	103	80-120	5	10	

Results presented on this page are in the units indicated by the "Units" column except where an alternate unit is presented to the right of the result.

REPORT OF LABORATORY ANALYSIS

This report shall not be reproduced, except in full,
without the written consent of Pace Analytical Services, LLC.

Pace Analytical Services, LLC
9800 Kincey Ave. Suite 100
Huntersville, NC 28078
(704)875-9092

QUALITY CONTROL DATA

Project: Bowen AP-1
Pace Project No.: 92790218

QC Batch: 928662
QC Batch Method: EPA 300.0 Rev 2.1 1993
Analysis Method: EPA 300.0 Rev 2.1 1993
Analysis Description: 300.0 IC Anions
Laboratory: Pace Analytical Services - Asheville
Associated Lab Samples: 92790218001, 92790218002, 92790218003, 92790218004, 92790218005, 92790218006, 92790218007, 92790218008

METHOD BLANK: 4770754
Matrix: Water
Associated Lab Samples: 92790218001, 92790218002, 92790218003, 92790218004, 92790218005, 92790218006, 92790218007, 92790218008

Parameter	Units	Blank Result	Reporting Limit	MDL	Analyzed	Qualifiers
Chloride	mg/L	ND	1.0	0.60	04/10/25 22:26	
Fluoride	mg/L	ND	0.10	0.050	04/10/25 22:26	
Sulfate	mg/L	ND	1.0	0.50	04/10/25 22:26	

LABORATORY CONTROL SAMPLE: 4770755

Parameter	Units	Spike Conc.	LCS Result	LCS % Rec	% Rec Limits	Qualifiers
Chloride	mg/L	50	52.3	105	90-110	
Fluoride	mg/L	2.5	2.7	106	90-110	
Sulfate	mg/L	50	52.1	104	90-110	

MATRIX SPIKE & MATRIX SPIKE DUPLICATE: 4770756 4770757

Parameter	Units	92790218001 Result	MS Spike Conc.	MSD Spike Conc.	MS Result	MSD Result	MS % Rec	MSD % Rec	% Rec Limits	RPD	Max RPD	Qual
Chloride	mg/L	123	50	50	162	165	78	85	90-110	2	10	M1
Fluoride	mg/L	0.20	2.5	2.5	2.6	2.7	96	99	90-110	3	10	
Sulfate	mg/L	128	50	50	170	173	84	91	90-110	2	10	M1

MATRIX SPIKE & MATRIX SPIKE DUPLICATE: 4770758 4770759

Parameter	Units	92790304005 Result	MS Spike Conc.	MSD Spike Conc.	MS Result	MSD Result	MS % Rec	MSD % Rec	% Rec Limits	RPD	Max RPD	Qual
Chloride	mg/L	ND	50	50	49.6	50.1	99	100	90-110	1	10	
Fluoride	mg/L	ND	2.5	2.5	2.7	2.5	108	101	90-110	6	10	
Sulfate	mg/L	ND	50	50	49.2	49.7	98	99	90-110	1	10	

Results presented on this page are in the units indicated by the "Units" column except where an alternate unit is presented to the right of the result.

REPORT OF LABORATORY ANALYSIS

This report shall not be reproduced, except in full,
without the written consent of Pace Analytical Services, LLC.

Pace Analytical Services, LLC
9800 Kincey Ave. Suite 100
Huntersville, NC 28078
(704)875-9092

QUALITY CONTROL DATA

Project: Bowen AP-1
Pace Project No.: 92790218

QC Batch: 928809
QC Batch Method: EPA 3005A
Analysis Method: EPA 6020B
Analysis Description: WC 6020B MET
Laboratory: Pace Analytical Services - West Columbia
Associated Lab Samples: 92790218001, 92790218002, 92790218003, 92790218004, 92790218005, 92790218006, 92790218007, 92790218008

METHOD BLANK: 4771317
Matrix: Water
Associated Lab Samples: 92790218001, 92790218002, 92790218003, 92790218004, 92790218005, 92790218006, 92790218007, 92790218008

Parameter	Units	Blank Result	Reporting Limit	MDL	Analyzed	Qualifiers
Antimony	mg/L	ND	0.0030	0.00050	04/14/25 10:57	
Arsenic	mg/L	ND	0.0050	0.0012	04/14/25 10:57	
Barium	mg/L	ND	0.0050	0.0012	04/14/25 10:57	
Beryllium	mg/L	ND	0.00050	0.00015	04/14/25 10:57	
Boron	mg/L	ND	0.040	0.0062	04/14/25 12:26	
Cadmium	mg/L	ND	0.00050	0.00012	04/14/25 10:57	
Calcium	mg/L	ND	1.0	0.10	04/14/25 10:57	
Chromium	mg/L	ND	0.0050	0.0012	04/14/25 10:57	
Cobalt	mg/L	ND	0.0050	0.0012	04/14/25 10:57	
Iron	mg/L	ND	0.040	0.012	04/14/25 10:57	
Lead	mg/L	ND	0.0010	0.00025	04/14/25 10:57	
Magnesium	mg/L	ND	0.050	0.010	04/14/25 10:57	
Manganese	mg/L	ND	0.040	0.0012	04/14/25 10:57	
Molybdenum	mg/L	ND	0.010	0.0025	04/14/25 10:57	
Potassium	mg/L	ND	0.50	0.10	04/14/25 10:57	
Selenium	mg/L	ND	0.0050	0.0012	04/14/25 10:57	
Sodium	mg/L	ND	1.0	0.15	04/14/25 10:57	
Thallium	mg/L	ND	0.0010	0.00015	04/14/25 10:57	

LABORATORY CONTROL SAMPLE: 4771318

Parameter	Units	Spike Conc.	LCS Result	LCS % Rec	% Rec Limits	Qualifiers
Antimony	mg/L	0.1	0.099	99	80-120	
Arsenic	mg/L	0.1	0.10	103	80-120	
Barium	mg/L	0.1	0.10	100	80-120	
Beryllium	mg/L	0.1	0.10	101	80-120	
Boron	mg/L	0.1	0.099	99	80-120	
Cadmium	mg/L	0.1	0.10	103	80-120	
Calcium	mg/L	1	1.0	104	80-120	
Chromium	mg/L	0.1	0.10	103	80-120	
Cobalt	mg/L	0.1	0.11	106	80-120	
Iron	mg/L	1	1.1	107	80-120	
Lead	mg/L	0.1	0.11	106	80-120	
Magnesium	mg/L	1	1.1	105	80-120	
Manganese	mg/L	0.1	0.10	104	80-120	
Molybdenum	mg/L	0.1	0.099	99	80-120	
Potassium	mg/L	1	1.1	108	80-120	

Results presented on this page are in the units indicated by the "Units" column except where an alternate unit is presented to the right of the result.

This report shall not be reproduced, except in full,
without the written consent of Pace Analytical Services, LLC.

Pace Analytical Services, LLC
9800 Kincey Ave. Suite 100
Huntersville, NC 28078
(704)875-9092

QUALITY CONTROL DATA

Project: Bowen AP-1
Pace Project No.: 92790218

LABORATORY CONTROL SAMPLE: 4771318

Parameter	Units	Spike Conc.	LCS Result	LCS % Rec	% Rec Limits	Qualifiers
Selenium	mg/L	0.1	0.10	104	80-120	
Sodium	mg/L	1	1.1	108	80-120	
Thallium	mg/L	0.1	0.11	107	80-120	

MATRIX SPIKE & MATRIX SPIKE DUPLICATE: 4771319 4771320

Parameter	Units	92790218007 Result	MS Spike Conc.	MSD Spike Conc.	MS Result	MSD Result	MS % Rec	MSD % Rec	% Rec Limits	RPD	Max RPD	Qual
Antimony	mg/L	ND	0.1	0.1	0.098	0.098	98	98	75-125	0	20	
Arsenic	mg/L	ND	0.1	0.1	0.10	0.10	101	100	75-125	1	20	
Barium	mg/L	ND	0.1	0.1	0.10	0.099	100	99	75-125	1	20	
Beryllium	mg/L	ND	0.1	0.1	0.096	0.10	96	103	75-125	7	20	
Boron	mg/L	ND	0.1	0.1	0.10	0.096	99	94	75-125	5	20	
Cadmium	mg/L	ND	0.1	0.1	0.10	0.10	101	102	75-125	1	20	
Calcium	mg/L	ND	1	1	1.0	1.0J	100	98	75-125	2	20	
Chromium	mg/L	ND	0.1	0.1	0.10	0.10	102	101	75-125	1	20	
Cobalt	mg/L	ND	0.1	0.1	0.10	0.10	105	104	75-125	0	20	
Iron	mg/L	ND	1	1	1.0	1.0	104	102	75-125	2	20	
Lead	mg/L	ND	0.1	0.1	0.10	0.11	104	105	75-125	1	20	
Magnesium	mg/L	ND	1	1	1.1	1.0	106	100	75-125	5	20	
Manganese	mg/L	ND	0.1	0.1	0.10	0.10	102	100	75-125	2	20	
Molybdenum	mg/L	ND	0.1	0.1	0.10	0.097	100	97	75-125	2	20	
Potassium	mg/L	ND	1	1	1.1	1.0	106	103	75-125	2	20	
Selenium	mg/L	ND	0.1	0.1	0.10	0.10	102	101	75-125	1	20	
Sodium	mg/L	ND	1	1	1.1	1.1	104	104	75-125	0	20	
Thallium	mg/L	ND	0.1	0.1	0.10	0.099	101	99	75-125	2	20	

Results presented on this page are in the units indicated by the "Units" column except where an alternate unit is presented to the right of the result.

This report shall not be reproduced, except in full,
without the written consent of Pace Analytical Services, LLC.

Pace Analytical Services, LLC
9800 Kincey Ave. Suite 100
Huntersville, NC 28078
(704)875-9092

QUALITY CONTROL DATA

Project: Bowen AP-1
Pace Project No.: 92790218

QC Batch: 928811
QC Batch Method: EPA 7470A
Analysis Method: EPA 7470A
Analysis Description: WCOL 7470 Mercury
Laboratory: Pace Analytical Services - West Columbia
Associated Lab Samples: 92790218001, 92790218002, 92790218003, 92790218004, 92790218005, 92790218006, 92790218007, 92790218008

METHOD BLANK: 4771336
Matrix: Water
Associated Lab Samples: 92790218001, 92790218002, 92790218003, 92790218004, 92790218005, 92790218006, 92790218007, 92790218008

Parameter	Units	Blank Result	Reporting Limit	MDL	Analyzed	Qualifiers
Mercury	mg/L	ND	0.00020	0.000091	04/12/25 16:53	

LABORATORY CONTROL SAMPLE: 4771337

Parameter	Units	Spike Conc.	LCS Result	LCS % Rec	% Rec Limits	Qualifiers
Mercury	mg/L	0.002	0.0018	90	80-120	

MATRIX SPIKE & MATRIX SPIKE DUPLICATE: 4771338 4771339

Parameter	Units	92790218003 Result	MS Spike Conc.	MSD Spike Conc.	MS Result	MSD Result	MS % Rec	MSD % Rec	% Rec Limits	RPD	Max RPD	Qual
Mercury	mg/L	0.00016J	0.002	0.002	0.0021	0.0021	99	97	80-120	1	20	

Results presented on this page are in the units indicated by the "Units" column except where an alternate unit is presented to the right of the result.

This report shall not be reproduced, except in full,
without the written consent of Pace Analytical Services, LLC.

Pace Analytical Services, LLC
9800 Kincey Ave. Suite 100
Huntersville, NC 28078
(704)875-9092

QUALIFIERS

Project: Bowen AP-1
Pace Project No.: 92790218

DEFINITIONS

DF - Dilution Factor, if reported, represents the factor applied to the reported data due to dilution of the sample aliquot.

ND - Not Detected at or above adjusted reporting limit.

TNTC - Too Numerous To Count

J - Estimated concentration above the adjusted method detection limit and below the adjusted reporting limit.

MDL - Adjusted Method Detection Limit.

PQL - Practical Quantitation Limit.

RL - Reporting Limit - The lowest concentration value that meets project requirements for quantitative data with known precision and bias for a specific analyte in a specific matrix.

S - Surrogate

1,2-Diphenylhydrazine decomposes to and cannot be separated from Azobenzene using Method 8270. The result for each analyte is a combined concentration.

Consistent with EPA guidelines, unrounded data are displayed and have been used to calculate % recovery and RPD values.

LCS(D) - Laboratory Control Sample (Duplicate)

MS(D) - Matrix Spike (Duplicate)

DUP - Sample Duplicate

RPD - Relative Percent Difference

NC - Not Calculable.

SG - Silica Gel - Clean-Up

U - Indicates the compound was analyzed for, but not detected.

Acid preservation may not be appropriate for 2 Chloroethylvinyl ether.

A separate vial preserved to a pH of 4-5 is recommended in SW846 Chapter 4 for the analysis of Acrolein and Acrylonitrile by EPA Method 8260.

N-Nitrosodiphenylamine decomposes and cannot be separated from Diphenylamine using Method 8270. The result reported for each analyte is a combined concentration.

Reported results are not rounded until the final step prior to reporting. Therefore, calculated parameters that are typically reported as "Total" may vary slightly from the sum of the reported component parameters.

Pace Analytical is TNI accredited. Contact your Pace PM for the current list of accredited analytes.

TNI - The NELAC Institute.

ANALYTE QUALIFIERS

J	Analyte detected below the reporting limit, therefore result is an estimate. This qualifier is also used for all TICs.
M1	Matrix spike recovery exceeded QC limits. Batch accepted based on laboratory control sample (LCS) recovery.

This report shall not be reproduced, except in full,
without the written consent of Pace Analytical Services, LLC.

Pace Analytical Services, LLC
9800 Kincey Ave. Suite 100
Huntersville, NC 28078
(704)875-9092

QUALITY CONTROL DATA CROSS REFERENCE TABLE

Project: Bowen AP-1
Pace Project No.: 92790218

Lab ID	Sample ID	QC Batch Method	QC Batch	Analytical Method	Analytical Batch
92790218001	**BOW-PT-02**	3015	2488555	EPA 6020B	2488555
92790218002	**BOW-PT-04**	3015	2488555	EPA 6020B	2488555
92790218003	**BOW-PT-05**	3015	2488555	EPA 6020B	2488555
92790218004	**BOW-PT-06**	3015	2488555	EPA 6020B	2488555
92790218005	**BOW-INW-01**	3015	2488555	EPA 6020B	2488555
92790218006	**BOW-AP1-FD-01**	3015	2488555	EPA 6020B	2488555
92790218007	**BOW-AP1-FB-01**	3015	2488555	EPA 6020B	2488555
92790218008	**BOW-AP1-EB-01**	3015	2488555	EPA 6020B	2488555
92790218001	**BOW-PT-02**	SM 2320B-2011	928802		
92790218002	**BOW-PT-04**	SM 2320B-2011	928802		
92790218003	**BOW-PT-05**	SM 2320B-2011	928802		
92790218004	**BOW-PT-06**	SM 2320B-2011	928802		
92790218005	**BOW-INW-01**	SM 2320B-2011	928802		
92790218006	**BOW-AP1-FD-01**	SM 2320B-2011	928802		
92790218007	**BOW-AP1-FB-01**	SM 2320B-2011	928802		
92790218008	**BOW-AP1-EB-01**	SM 2320B-2011	928802		
92790218001	**BOW-PT-02**	SM 2540C-2015	928785		
92790218002	**BOW-PT-04**	SM 2540C-2015	928785		
92790218003	**BOW-PT-05**	SM 2540C-2015	928785		
92790218004	**BOW-PT-06**	SM 2540C-2015	928785		
92790218005	**BOW-INW-01**	SM 2540C-2015	928785		
92790218006	**BOW-AP1-FD-01**	SM 2540C-2015	928785		
92790218007	**BOW-AP1-FB-01**	SM 2540C-2015	928785		
92790218008	**BOW-AP1-EB-01**	SM 2540C-2015	928785		
92790218001	**BOW-PT-02**	SM 4500-S2D-2011	928939		
92790218002	**BOW-PT-04**	SM 4500-S2D-2011	928939		
92790218003	**BOW-PT-05**	SM 4500-S2D-2011	928939		
92790218004	**BOW-PT-06**	SM 4500-S2D-2011	928939		
92790218005	**BOW-INW-01**	SM 4500-S2D-2011	928939		
92790218006	**BOW-AP1-FD-01**	SM 4500-S2D-2011	928939		
92790218007	**BOW-AP1-FB-01**	SM 4500-S2D-2011	928939		
92790218008	**BOW-AP1-EB-01**	SM 4500-S2D-2011	928939		
92790218001	**BOW-PT-02**	EPA 300.0 Rev 2.1 1993	928662		
92790218002	**BOW-PT-04**	EPA 300.0 Rev 2.1 1993	928662		
92790218003	**BOW-PT-05**	EPA 300.0 Rev 2.1 1993	928662		
92790218004	**BOW-PT-06**	EPA 300.0 Rev 2.1 1993	928662		
92790218005	**BOW-INW-01**	EPA 300.0 Rev 2.1 1993	928662		
92790218006	**BOW-AP1-FD-01**	EPA 300.0 Rev 2.1 1993	928662		
92790218007	**BOW-AP1-FB-01**	EPA 300.0 Rev 2.1 1993	928662		
92790218008	**BOW-AP1-EB-01**	EPA 300.0 Rev 2.1 1993	928662		
92790218001	**BOW-PT-02**	EPA 3005A	928809	EPA 6020B	929127
92790218002	**BOW-PT-04**	EPA 3005A	928809	EPA 6020B	929127
92790218003	**BOW-PT-05**	EPA 3005A	928809	EPA 6020B	929127
92790218004	**BOW-PT-06**	EPA 3005A	928809	EPA 6020B	929127
92790218005	**BOW-INW-01**	EPA 3005A	928809	EPA 6020B	929127
92790218006	**BOW-AP1-FD-01**	EPA 3005A	928809	EPA 6020B	929127

This report shall not be reproduced, except in full,
without the written consent of Pace Analytical Services, LLC.

Pace Analytical Services, LLC
9800 Kincey Ave. Suite 100
Huntersville, NC 28078
(704)875-9092

QUALITY CONTROL DATA CROSS REFERENCE TABLE

Project: Bowen AP-1
Pace Project No.: 92790218

Lab ID	Sample ID	QC Batch Method	QC Batch	Analytical Method	Analytical Batch
92790218007	**BOW-AP1-FB-01**	EPA 3005A	928809	EPA 6020B	929127
92790218008	**BOW-AP1-EB-01**	EPA 3005A	928809	EPA 6020B	929127
92790218001	**BOW-PT-02**	EPA 7470A	928811	EPA 7470A	929019
92790218002	**BOW-PT-04**	EPA 7470A	928811	EPA 7470A	929019
92790218003	**BOW-PT-05**	EPA 7470A	928811	EPA 7470A	929019
92790218004	**BOW-PT-06**	EPA 7470A	928811	EPA 7470A	929019
92790218005	**BOW-INW-01**	EPA 7470A	928811	EPA 7470A	929019
92790218006	**BOW-AP1-FD-01**	EPA 7470A	928811	EPA 7470A	929019
92790218007	**BOW-AP1-FB-01**	EPA 7470A	928811	EPA 7470A	929019
92790218008	**BOW-AP1-EB-01**	EPA 7470A	928811	EPA 7470A	929019

This report shall not be reproduced, except in full,
without the written consent of Pace Analytical Services, LLC.

Pace	DC#_Title: ENV-FRM-HUN1-0083 v05_Sample Condition Upon Receipt
	Effective Date: 05/24/2024

Laboratory receiving samples:
Asheville ☐ Eden ☐ Greenwood ☐ Huntersville ☐ Raleigh ☐ Mechanicsville ☐ Atlanta ☑ Kernersville ☐

Sample Condition Upon Receipt

Client Name: GA Power

Project #:

WO#: 92790218

92790218

Courier: ☐ Commercial ☐ Fed Ex ☐ UPS ☐ USPS ☑ Client ☐ Pace ☐ Other:____

Custody Seal Present? ☐ Yes ☑ No **Seals Intact?** ☐ Yes ☐ No ☑ N/A

Date/Initials Person Examining Contents: 4/10/25 CAM

Packing Material: ☐ Bubble Wrap ☐ Bubble Bags ☑ None ☐ Other

Biological Tissue Frozen? ☐ Yes ☐ No ☑ N/A

Thermometer: ☑ IR Gun ID: 214 **Type of Ice:** ☑ Wet ☐ Blue ☐ None

Cooler Temp: 5.6 **Correction Factor:** Add/Subtract (°C) 0.0

Cooler Temp Corrected (°C): 5.6

Temp should be above freezing to 6°C
☐ Samples out of temp criteria. Samples on ice, cooling process has begun

USDA Regulated Soil (☐ N/A, water sample)
Did samples originate in a quarantine zone within the United States: CA, NY, or SC (check maps)? ☐ Yes ☐ No

Did samples originate from a foreign source (internationally, including Hawaii and Puerto Rico)? ☐ Yes ☐ No

				Comments/Discrepancy:
Chain of Custody Present?	☑ Yes	☐ No	☐ N/A	1.
Samples Arrived within Hold Time?	☑ Yes	☐ No	☐ N/A	2.
Short Hold Time Analysis (<72 hr.)?	☐ Yes	☑ No	☐ N/A	3.
Rush Turn Around Time Requested?	☑ Yes	☐ No	☐ N/A	4. 48hr TAT
Sufficient Volume?	☑ Yes	☐ No	☐ N/A	5.
Correct Containers Used?	☑ Yes	☐ No	☐ N/A	6.
-Pace Containers Used?	☑ Yes	☐ No	☐ N/A	
Containers Intact?	☑ Yes	☐ No	☐ N/A	7.
Dissolved analysis: Samples Field Filtered?	☐ Yes	☐ No	☑ N/A	8.
Sample Labels Match COC? -Includes Date/Time/ID/Analysis Matrix: W	☑ Yes	☐ No	☐ N/A	9.
Headspace in VOA Vials (>5-6mm)?	☐ Yes	☐ No	☑ N/A	10.
Trip Blank Present?	☐ Yes	☐ No	☑ N/A	11.
Trip Blank Custody Seals Present?	☐ Yes	☐ No	☑ N/A	

COMMENTS/SAMPLE DISCREPANCY

Field Data Required? ☐ Yes ☐ No

Lot ID of split containers:

CLIENT NOTIFICATION/RESOLUTION

Person contacted: _____ Date/Time: _____

Project Manager SCURF Review: _____ **Date:** _____

Project Manager SRF Review: _____ **Date:** _____

Pace

DC#_Title: ENV-FRM-HUN1-0083 v05_Sample Condition Upon Receipt

Effective Date: 05/24/2024

WO#: 92790218

PM: BV **Due Date: 04/14/25**

CLIENT: 92-GP-BOWLF

*Check mark top half of box if pH and/or dechlorination is verified and within the acceptance range for preservation samples.

Exceptions: VOA, Coliform, TOC, Oil and Grease, DRO/8015 (water) DOC, LLHg

**Bottom half of box is to list number of bottles

***Check all unpreserved Nitrates for chlorine

Project #

Laboratory Receiving Location: Asheville ☐ Eden ☐ Greenwood ☐ Huntersville ☐ Raleigh ☐ Mechanicsville ☐ Atlanta ☐ Kernersville ☐

Client_____ Profile/EZ (Circle one)_____ Notes_____

Item#	BP4U-125 mL Plastic Unpreserved (N/A) (Cl-)	BP3U-250 mL Plastic Unpreserved (N/A)	BP2U-500 mL Plastic Unpreserved (N/A)	BP1U-1 liter Plastic Unpreserved (N/A)		BP4S-125 mL Plastic H2SO4 (pH < 2) (Cl-)	BP3N-250 mL plastic HNO3 (pH < 2)	BP4Z-125 mL Plastic ZN Acetate & NaOH (>9)	BP4B-125 mL Plastic NaOH (pH > 12) (Cl-)	WGFU-Wide-mouthed Glass jar Unpreserved	AG1U-1 liter Amber Unpreserved (N/A) (Cl-)	AG1H-1 liter Amber HCl (pH < 2)	AG3U-250 mL Amber Unpreserved (N/A) (Cl-)	AG1S-1 liter Amber H2SO4 (pH < 2)	AG3S-250 mL Amber H2SO4 (pH < 2)	DG94-40 mL Amber NH4Cl (N/A)(Cl-)	DG9H-40 mL VOA HCl (N/A)	VG9T-40 mL VOA Na2S2O3 (N/A)	VG9U-40 mL VOA Unpreserved (N/A)	DG9V-40 mL VOA H3PO4 (N/A)	KP7U-50 mL Plastic Unpreserved (N/A)	V/GK (3 vials per kit)-VPH/Gas kit (N/A)	SP5T-125 mL Sterile Plastic (N/A – lab)	SP2T-250 mL Sterile Plastic (N/A – lab)		BP3R-250 mL Plastic (NH2)2SO4 (9.3-9.7)	AG0U-100 mL Amber Unpreserved (N/A) (Cl-)	VSGU-20 mL Scintillation vials (N/A)	DG9U-40 mL Amber Unpreserved vials (N/A)
CC																													
1		2	1				2	1																					
2		2	1				2	1																					
3		2	1				2	1																					
4		2	1				2	1																					
5		2	1				2	1																					
6		2	1				2	1																					
7		2	1				2	1																					
8		2	1				2	1																					
9																													
10																													
11																													
12																													

pH Adjustment Log for Preserved Samples

Sample ID	Type of Preservative	pH upon receipt	Date preservation adjusted	Time preservation adjusted	Amount of Preservative added	Lot #

Note: Whenever there is a discrepancy affecting North Carolina compliance samples, a copy of this form will be sent to the North Carolina DENR Certification Office (i.e. Out of hold, incorrect preservative, out of temp, incorrect containers.

Pace® Location Requested (City/State):

CHAIN-OF-CUSTODY Analytical Request Document

LAB USE ONLY: Alfa Workorder/Logo Label Here

Scan QR Code for instructions

Company Name: Georgia Power - Bowen
Mail Address: 241 Ralph McGill Blvd NE, Atlanta, GA 30308
Project Name: Bowen AP-1

Contact(s): Kristen Jurinko, Mintao Lu, Marty Crook
Phone: (470) 217-9008
E-Mail: kmjurink@southernco.com
CC E-Mail: Laura Midkiff, Ben Hodges, Mike Smalley, Noelia Gangi

Invoice To: Account Payable
Invoice Email: georg-apower-invoices@southernco.com
Purchase Order #: GPC95642-0004

Time Zone Sampled: | | AK | | PT | | MT | | CT | X | ET

Sample/Shipment Origin: Georgia

Rush (Pre-approval required): | | Same Day | | 1 Day | | 2 Day | X | 3 Day | | Other
Date Results Requested: 04/14/25

Field Filtered (if applicable): | | Yes | | No

Customer Sample ID	Matrix*	Comp / Grab	Composite Start Date	Composite Start Time	Collected or Composite End Date	Collected or Composite End Time	# Cont.	Residual Chlorine Result	Residual Chlorine Units	2320B Total Alkalinity by Bicarbonate Alkalinity	2540C Total Dissolved Solids	300.0 F: SO_4^{2-}, Cl	4500SO4 Sulfate	*Appendix III + Additional Metals							Sample Comments
										3	2	3	4	3							
										1	1	1	5+6	2							
BOW-PT-02	WG	G			04/09/25	1431	6			X	X	X	X	X							
BOW-PT-04	WG	G			04/09/25	1048	6			X	X	X	X	X							
BOW-PT-05	WG	G			04/09/25	1517	6			X	X	X	X	X							
BOW-PT-06	WG	G			04/09/25	1211	6			X	X	X	X	X							
BOW-INW-01	WG	G			04/09/25	1226	6			X	X	X	X	X							
~~BOW-FD-01~~ NF BOW-API-FD-01	WG	G			04/09/25	—	6			X	X	X	X	X							
~~BOW-FB-01~~ NF BOW-API-FB-01	WQ	G			04/09/25	1611	6			X	X	X	X	X							
~~BOW-EB-01~~ NF BOW-API-EB-01	WQ	G			04/09/25	1001	6			X	X	X	X	X							

Additional Instructions from Pace:
Task Code: BOW-CCR-CA-20250409

Collected By: William Lackey, Jay Stewart, Natalie Pelaro
Printed Name:
Signature:

ENSAFE

Customer Remarks / Special Conditions / Possible Hazards:

Relinquished by/Company:	Date/Time	Received by/Company:	Date/Time	Tracking Number:
EnSafe	4/10/25 0840		4/10/25 0840	
				Delivered by:		In Person		Courier		FedEx		UPS		Other

Page 1 of 1

Field Sampling Forms

Low-Flow Test Report:

Test Date / Time: 12/3/2024 10:38:45 AM
Project: Plant Bowen AP Baseline Sampling December 2024
Operator Name: Natalie Piparo

Location Name: INW-01 **Well Diameter: 2 in** **Casing Type: PVC** **Screen Length: 15 ft** **Top of Screen: 29.92 ft** **Total Depth: 44.92 ft** **Initial Depth to Water: 28.3 ft**	**Pump Type: GeoTech Peristaltic** **Tubing Type: LDPE** **Pump Intake From TOC: 37.42 ft** **Estimated Total Volume Pumped: 3750 ml** **Flow Cell Volume: 90 ml** **Final Flow Rate: 125 ml/min** **Final Draw Down: 0.02 ft**	**Instrument Used: Aqua TROLL 400** **Serial Number: 1080297**

Test Notes:
Prepurged 2L

Low-Flow Readings:

Date Time	Elapsed Time	pH	Temperature	Specific Conductivity	RDO Concentration	Turbidity	ORP	Depth to Water	Salinity	Flow
		+/- 0.1	+/- 1000 %	+/- 5 %	+/- 10 %	+/- 5	+/- 1000 %	+/- 0.3	+/- 1000	
12/3/2024 10:38 AM	00:00	6.79 pH	10.54 °C	4,117.4 µS/cm	1.07 mg/L	1.51 NTU	-10.1 mV	28.31 ft	2.18 PSU	125.00 ml/min
12/3/2024 10:43 AM	05:00	6.68 pH	12.28 °C	3,930.9 µS/cm	0.32 mg/L	1.48 NTU	-22.0 mV	28.31 ft	2.08 PSU	125.00 ml/min
12/3/2024 10:48 AM	10:00	6.72 pH	12.84 °C	3,967.3 µS/cm	0.26 mg/L	1.05 NTU	-45.1 mV	28.31 ft	2.11 PSU	125.00 ml/min
12/3/2024 10:53 AM	15:00	6.75 pH	13.60 °C	3,950.4 µS/cm	0.24 mg/L	0.93 NTU	-50.7 mV	28.32 ft	2.10 PSU	125.00 ml/min
12/3/2024 10:58 AM	20:00	6.79 pH	13.96 °C	3,860.2 µS/cm	0.19 mg/L	1.34 NTU	-52.5 mV	28.32 ft	2.05 PSU	125.00 ml/min
12/3/2024 11:03 AM	25:00	6.81 pH	14.51 °C	3,894.8 µS/cm	0.18 mg/L	0.87 NTU	-56.5 mV	28.32 ft	2.07 PSU	125.00 ml/min
12/3/2024 11:08 AM	30:00	6.82 pH	14.95 °C	3,886.1 µS/cm	0.16 mg/L	0.84 NTU	-35.7 mV	28.32 ft	2.07 PSU	125.00 ml/min

Samples

Sample ID:	Description:
INW-01	Metals, Inorganics, Alkalinity, TDS, Sulfide
FD-01	Metals, Inorganics, Alkalinity, TDS, Sulfide

Low-Flow Test Report:

Test Date / Time: 12/3/2024 10:51:10 AM
Project: Bowen AP Baseline Sampling December 2024
Operator Name: Sawyer Kovacs

Location Name: PT-02 **Well Diameter: 2 in** **Casing Type: PVC** **Screen Length: 10 ft** **Top of Screen: 33.67 ft** **Total Depth: 43.67 ft** **Initial Depth to Water: 31.39 ft**	**Pump Type: GeoTech Peristaltic** **Tubing Type: LDPE** **Pump Intake From TOC: 38.67 ft** **Estimated Total Volume Pumped: 3677.667 ml** **Flow Cell Volume: 90 ml** **Final Flow Rate: 110 ml/min** **Final Draw Down: 0.07 ft**	**Instrument Used: Aqua TROLL 400** **Serial Number: 850762**

Test Notes:
Pre-purged: 2 L

Low-Flow Readings:

Date Time	Elapsed Time	pH	Temperature	Specific Conductivity	RDO Concentration	Turbidity	ORP	Depth to Water	Salinity	Flow
		+/- 0.1	+/- 1000 %	+/- 5 %	+/- 10 %	+/- 5	+/- 1000 %	+/- 0.3	+/- 1000 %	
12/3/2024 10:51 AM	00:00	6.30 pH	12.09 °C	4,219.5 µS/cm	2.31 mg/L	8.86 NTU	193.5 mV	31.45 ft	2.25 PSU	110.00 ml/min
12/3/2024 10:56 AM	05:00	6.69 pH	13.42 °C	3,939.8 µS/cm	0.26 mg/L	6.79 NTU	173.6 mV	31.45 ft	2.09 PSU	110.00 ml/min
12/3/2024 11:01 AM	10:00	6.77 pH	12.94 °C	3,960.1 µS/cm	0.13 mg/L	5.36 NTU	167.1 mV	31.45 ft	2.10 PSU	110.00 ml/min
12/3/2024 11:06 AM	15:00	6.82 pH	12.93 °C	3,948.1 µS/cm	0.09 mg/L	4.09 NTU	160.4 mV	31.45 ft	2.10 PSU	110.00 ml/min
12/3/2024 11:11 AM	20:00	6.83 pH	12.99 °C	3,928.4 µS/cm	0.08 mg/L	3.44 NTU	154.7 mV	31.45 ft	2.09 PSU	110.00 ml/min
12/3/2024 11:16 AM	25:00	6.84 pH	13.11 °C	3,906.2 µS/cm	0.07 mg/L	3.04 NTU	149.7 mV	31.45 ft	2.07 PSU	110.00 ml/min
12/3/2024 11:21 AM	30:00	6.85 pH	13.74 °C	3,871.7 µS/cm	0.07 mg/L	2.77 NTU	144.9 mV	31.46 ft	2.06 PSU	110.00 ml/min
12/3/2024 11:24 AM	33:26	6.85 pH	13.47 °C	3,864.5 µS/cm	0.06 mg/L	2.77 NTU	135.6 mV	31.46 ft	2.05 PSU	110.00 ml/min

Samples

Sample ID:	Description:
PT-02	Metals, Inorganics, Alkalinity, TDS, Sulfide

Low-Flow Test Report:

Test Date / Time: 12/3/2024 1:00:25 PM
Project: Bowen AP Baseline Sampling December 2024
Operator Name: Sawyer Kovacs

Location Name: PT-04 **Well Diameter: 2 in** **Casing Type: PVC** **Screen Length: 10 ft** **Top of Screen: 34.88 ft** **Total Depth: 44.88 in** **Initial Depth to Water: 23.15 ft**	**Pump Type: GeoTech Peristaltic** **Tubing Type: LDPE** **Pump Intake From TOC: 39.88 ft** **Estimated Total Volume Pumped: 3900 ml** **Flow Cell Volume: 90 ml** **Final Flow Rate: 130 ml/min** **Final Draw Down: 5.41 ft**	**Instrument Used: Aqua TROLL 400** **Serial Number: 850762**

Test Notes:
Pre-purged: 2 L

Low-Flow Readings:

Date Time	Elapsed Time	pH	Temperature	Specific Conductivity	RDO Concentration	Turbidity	ORP	Depth to Water	Salinity	Flow
		+/- 0.1	+/- 1000 %	+/- 5 %	+/- 10 %	+/- 5	+/- 1000 %	+/- 0.3	+/- 1000 %	
12/3/2024 1:00 PM	00:00	7.10 pH	16.63 °C	3,190.8 µS/cm	0.24 mg/L	1.51 NTU	92.4 mV	28.50 ft	1.68 PSU	130.00 ml/min
12/3/2024 1:05 PM	05:00	7.09 pH	16.93 °C	3,184.3 µS/cm	0.17 mg/L	1.79 NTU	79.0 mV	28.50 ft	1.68 PSU	130.00 ml/min
12/3/2024 1:10 PM	10:00	7.06 pH	16.99 °C	3,316.9 µS/cm	0.14 mg/L	0.51 NTU	58.2 mV	28.50 ft	1.75 PSU	130.00 ml/min
12/3/2024 1:15 PM	15:00	7.05 pH	17.12 °C	3,421.9 µS/cm	0.13 mg/L	0.32 NTU	45.3 mV	28.51 ft	1.81 PSU	130.00 ml/min
12/3/2024 1:20 PM	20:00	7.04 pH	16.99 °C	3,478.7 µS/cm	0.12 mg/L	0.32 NTU	44.2 mV	28.53 ft	1.84 PSU	130.00 ml/min
12/3/2024 1:25 PM	25:00	7.04 pH	16.72 °C	3,515.9 µS/cm	0.11 mg/L	0.24 NTU	42.5 mV	28.55 ft	1.86 PSU	130.00 ml/min
12/3/2024 1:30 PM	30:00	7.02 pH	16.81 °C	3,590.0 µS/cm	0.11 mg/L	0.24 NTU	38.5 mV	28.56 ft	1.91 PSU	130.00 ml/min

Samples

Sample ID:	Description:
PT-04	Metals, Inorganics, Alkalinity, TDS, Sulfide

Created using VuSitu from In-Situ, Inc.

Low-Flow Test Report:

Test Date / Time: 12/4/2024 12:46:08 PM
Project: Plant Bowen AP Baseline Sampling December 2024
Operator Name: Natalie Piparo

Location Name: PT-05 **Well Diameter: 2 in** **Casing Type: PVC** **Screen Length: 10 ft** **Top of Screen: 35.19 ft** **Total Depth: 45.19 ft** **Initial Depth to Water: 27.92 ft**	**Pump Type: GeoTech Peristaltic** **Tubing Type: LDPE** **Pump Intake From TOC: 40.19 ft** **Estimated Total Volume Pumped: 2500 ml** **Flow Cell Volume: 90 ml** **Final Flow Rate: 100 ml/min** **Final Draw Down: 0.84 ft**	**Instrument Used: Aqua TROLL 400** **Serial Number: 1080297**

Test Notes:
Prepurged 2L

Low-Flow Readings:

Date Time	Elapsed Time	pH	Temperature	Specific Conductivity	RDO Concentration	Turbidity	ORP	Depth to Water	Salinity	Flow
		+/- 0.1	+/- 1000 %	+/- 5 %	+/- 10 %	+/- 5	+/- 1000 %	+/- 0.3	+/- 1000	
12/4/2024 12:46 PM	00:00	7.03 pH	16.67 °C	3,550.0 µS/cm	1.36 mg/L	1.60 NTU	6.0 mV	28.69 ft	1.88 PSU	100.00 ml/min
12/4/2024 12:51 PM	05:00	7.03 pH	16.53 °C	3,583.2 µS/cm	1.66 mg/L	1.36 NTU	15.6 mV	28.69 ft	1.90 PSU	100.00 ml/min
12/4/2024 12:56 PM	10:00	7.02 pH	16.54 °C	3,565.1 µS/cm	1.69 mg/L	1.73 NTU	17.4 mV	28.69 ft	1.89 PSU	100.00 ml/min
12/4/2024 1:01 PM	15:00	7.02 pH	16.42 °C	3,557.7 µS/cm	1.72 mg/L	1.47 NTU	17.9 mV	28.70 ft	1.89 PSU	100.00 ml/min
12/4/2024 1:06 PM	20:00	7.01 pH	16.54 °C	3,565.0 µS/cm	1.76 mg/L	1.82 NTU	16.3 mV	28.74 ft	1.89 PSU	100.00 ml/min
12/4/2024 1:11 PM	25:00	7.01 pH	16.40 °C	3,568.5 µS/cm	1.67 mg/L	1.65 NTU	11.8 mV	28.76 ft	1.89 PSU	100.00 ml/min

Samples

Sample ID:	Description:
PT-05	Metals, Inorganics, Alkalinity, TDS, Sulfide

Low-Flow Test Report:

Test Date / Time: 12/4/2024 1:22:19 PM
Project: Bowen AP Baseline Sampling December 2024
Operator Name: Sawyer Kovacs

Location Name: PT-06 **Well Diameter: 2 in** **Casing Type: PVC** **Screen Length: 10 ft** **Top of Screen: 33.86 ft** **Total Depth: 43.86 ft** **Initial Depth to Water: 27.9 ft**	**Pump Type: QED Bladder** **Tubing Type: LDPE** **Pump Intake From TOC: 38.86 ft** **Estimated Total Volume Pumped: 8000 ml** **Flow Cell Volume: 90 ml** **Final Flow Rate: 100 ml/min** **Final Draw Down: 4.36 ft**	**Instrument Used: Aqua TROLL 400** **Serial Number: 850762**

Test Notes:
Pre-purged: 6 L

Low-Flow Readings:

Date Time	Elapsed Time	pH	Temperature	Specific Conductivity	RDO Concentration	Turbidity	ORP	Depth to Water	Salinity	Flow
		+/- 0.1	+/- 1000 %	+/- 5 %	+/- 10 %	+/- 5	+/- 1000 %	+/- 0.3	+/- 1000 %	
12/4/2024 1:22 PM	00:00	7.08 pH	16.99 °C	4,028.5 µS/cm	3.22 mg/L	0.75 NTU	130.9 mV	29.05 ft	2.15 PSU	100.00 ml/min
12/4/2024 1:27 PM	05:00	7.06 pH	17.63 °C	4,003.5 µS/cm	3.13 mg/L	0.55 NTU	142.6 mV	29.46 ft	2.14 PSU	100.00 ml/min
12/4/2024 1:32 PM	10:00	7.05 pH	17.93 °C	3,988.0 µS/cm	3.11 mg/L	0.46 NTU	150.2 mV	29.77 ft	2.13 PSU	100.00 ml/min
12/4/2024 1:37 PM	15:00	7.05 pH	17.90 °C	3,978.2 µS/cm	3.10 mg/L	0.30 NTU	162.5 mV	30.10 ft	2.13 PSU	100.00 ml/min
12/4/2024 1:42 PM	20:00	7.05 pH	17.88 °C	3,973.7 µS/cm	3.09 mg/L	0.35 NTU	177.5 mV	30.39 ft	2.12 PSU	100.00 ml/min
12/4/2024 1:47 PM	25:00	7.04 pH	17.93 °C	3,988.2 µS/cm	3.10 mg/L	0.36 NTU	194.8 mV	30.65 ft	2.13 PSU	100.00 ml/min
12/4/2024 1:52 PM	30:00	7.04 pH	18.01 °C	3,959.9 µS/cm	3.05 mg/L	0.36 NTU	214.5 mV	30.86 ft	2.12 PSU	100.00 ml/min
12/4/2024 1:57 PM	35:00	7.04 pH	18.01 °C	3,977.5 µS/cm	3.04 mg/L	0.25 NTU	240.7 mV	31.08 ft	2.13 PSU	100.00 ml/min
12/4/2024 2:02 PM	40:00	7.04 pH	17.83 °C	3,969.7 µS/cm	3.01 mg/L	0.30 NTU	275.9 mV	31.22 ft	2.12 PSU	100.00 ml/min
12/4/2024 2:07 PM	45:00	7.04 pH	17.87 °C	3,972.4 µS/cm	2.86 mg/L	0.24 NTU	310.5 mV	31.41 ft	2.12 PSU	100.00 ml/min
12/4/2024 2:12 PM	50:00	7.04 pH	17.79 °C	3,991.1 µS/cm	2.81 mg/L	0.26 NTU	332.6 mV	31.58 ft	2.13 PSU	100.00 ml/min
12/4/2024 2:17 PM	55:00	7.04 pH	17.92 °C	3,985.8 µS/cm	2.69 mg/L	0.06 NTU	342.8 mV	31.72 ft	2.13 PSU	100.00 ml/min
12/4/2024 2:22 PM	01:00:00	7.04 pH	17.84 °C	3,971.5 µS/cm	2.57 mg/L	0.23 NTU	345.1 mV	31.84 ft	2.12 PSU	100.00 ml/min
12/4/2024 2:27 PM	01:05:00	7.04 pH	17.83 °C	3,982.7 µS/cm	2.44 mg/L	0.12 NTU	346.9 mV	31.94 ft	2.13 PSU	100.00 ml/min
12/4/2024 2:32 PM	01:10:00	7.04 pH	17.65 °C	4,010.0 µS/cm	2.46 mg/L	0.29 NTU	347.1 mV	32.06 ft	2.14 PSU	100.00 ml/min

12/4/2024 2:37 PM	01:15:00	7.04 pH	17.66 °C	3,996.5 µS/cm	2.44 mg/L	0.19 NTU	343.2 mV	32.15 ft	2.14 PSU	100.00 ml/min
12/4/2024 2:42 PM	01:20:00	7.04 pH	17.60 °C	4,003.4 µS/cm	2.39 mg/L	0.17 NTU	337.1 mV	32.26 ft	2.14 PSU	100.00 ml/min

Samples

Sample ID:	Description:
PT-06	Metals, Inorganics, Alkalinity, TDS, Sulfide

Created using VuSitu from In-Situ, Inc.

Low-Flow Test Report:

Test Date / Time: 2/13/2025 3:44:03 PM
Project: Plant Bowen AP February 2025 CA
Operator Name: Sawyer Kovacs

Location Name: INW-01 **Well Diameter: 2 in** **Casing Type: PVC** **Screen Length: 15 ft** **Top of Screen: 29.92 ft** **Total Depth: 44.92 ft** **Initial Depth to Water: 16.86 ft**	**Pump Type: Geotech Peristaltic** **Tubing Type: LDPE** **Pump Intake From TOC: 37.42 ft** **Estimated Total Volume Pumped: 2000 ml** **Flow Cell Volume: 90 ml** **Final Flow Rate: 100 ml/min** **Final Draw Down: 0.06 ft**	**Instrument Used: Aqua TROLL 400** **Serial Number: 1082822**

Test Notes:
Pre-Purged: 2 L

Low-Flow Readings:

Date Time	Elapsed Time	pH	Temperature	Specific Conductivity	RDO Concentration	Turbidity	ORP	Depth to Water	Salinity	Flow
		+/- 0.1	+/- 1000	+/- 5 %	+/- 10 %	+/- 5	+/- 1000	+/- 0.3	+/- 1000	
2/13/2025 3:44 PM	00:00	6.97 pH	18.03 °C	1,155.3 µS/cm	2.57 mg/L	3.03 NTU	15.0 mV	16.90 ft	0.58 PSU	100.00 ml/min
2/13/2025 3:49 PM	05:00	6.97 pH	17.93 °C	1,153.7 µS/cm	2.48 mg/L	3.18 NTU	13.8 mV	16.90 ft	0.58 PSU	100.00 ml/min
2/13/2025 3:54 PM	10:00	6.96 pH	17.90 °C	1,159.5 µS/cm	2.46 mg/L	3.98 NTU	13.8 mV	16.90 ft	0.58 PSU	100.00 ml/min
2/13/2025 3:59 PM	15:00	6.96 pH	17.82 °C	1,165.8 µS/cm	2.39 mg/L	3.55 NTU	14.0 mV	16.91 ft	0.59 PSU	100.00 ml/min
2/13/2025 4:04 PM	20:00	6.96 pH	17.88 °C	1,166.8 µS/cm	2.33 mg/L	3.02 NTU	15.7 mV	16.92 ft	0.59 PSU	100.00 ml/min

Samples

Sample ID:	Description:
INW-01	Metals, Inorganics, Alkalinity, TDS, Sulfide

Low-Flow Test Report:

Test Date / Time: 2/13/2025 3:37:16 PM
Project: Plant Bowen AP February 2025 CA
Operator Name: Kyle Rhyne

Location Name: PT-02 **Well Diameter: 2 in** **Casing Type: PVC** **Screen Length: 10 ft** **Top of Screen: 33.67 ft** **Total Depth: 43.67 ft** **Initial Depth to Water: 19.68 ft**	**Pump Type: Geotech Peristaltic** **Tubing Type: LDPE** **Pump Intake From TOC: 38.67 ft** **Estimated Total Volume Pumped: 9800 ml** **Flow Cell Volume: 90 ml** **Final Flow Rate: 245 ml/min** **Final Draw Down: 0.35 ft**	**Instrument Used: Aqua TROLL 400** **Serial Number: 980712**

Test Notes:
Pre-purged 3 L

Low-Flow Readings:

Date Time	Elapsed Time	pH	Temperature	Specific Conductivity	RDO Concentration	Turbidity	ORP	Depth to Water	Flow
		+/- 0.1	+/- 1000	+/- 5 %	+/- 0.2	+/- 5	+/- 1000	+/- 0.3	
2/13/2025 3:37 PM	00:00	7.37 pH	26.95 °C	952.43 µS/cm	3.81 mg/L	8.44 NTU	42.8 mV	19.98 ft	245.00 ml/min
2/13/2025 3:42 PM	05:00	7.05 pH	18.63 °C	1,124.2 µS/cm	3.23 mg/L	7.53 NTU	32.9 mV	20.01 ft	245.00 ml/min
2/13/2025 3:47 PM	10:00	7.00 pH	18.24 °C	1,106.2 µS/cm	3.22 mg/L	6.35 NTU	32.1 mV	20.00 ft	245.00 ml/min
2/13/2025 3:52 PM	15:00	6.98 pH	18.30 °C	1,085.3 µS/cm	3.24 mg/L	5.70 NTU	32.5 mV	20.01 ft	245.00 ml/min
2/13/2025 3:57 PM	20:00	6.96 pH	18.28 °C	1,087.4 µS/cm	3.22 mg/L	5.23 NTU	32.9 mV	20.02 ft	245.00 ml/min
2/13/2025 4:02 PM	25:00	6.95 pH	18.26 °C	1,087.3 µS/cm	3.21 mg/L	5.46 NTU	32.8 mV	20.02 ft	245.00 ml/min
2/13/2025 4:07 PM	30:00	6.94 pH	18.02 °C	1,086.6 µS/cm	3.23 mg/L	4.77 NTU	32.8 mV	20.02 ft	245.00 ml/min
2/13/2025 4:12 PM	35:00	6.94 pH	17.99 °C	1,060.2 µS/cm	3.22 mg/L	4.59 NTU	32.8 mV	20.04 ft	245.00 ml/min
2/13/2025 4:17 PM	40:00	6.93 pH	17.83 °C	1,058.9 µS/cm	3.27 mg/L	4.65 NTU	32.6 mV	20.03 ft	245.00 ml/min

Samples

Sample ID:	Description:
PT-02	Metals, Inorganics, Alkalinity, TDS, Sulfide

Low-Flow Test Report:

Test Date / Time: 2/13/2025 1:30:21 PM
Project: Plant Bowen AP February 2025 CA
Operator Name: Kyle Rhyne

Location Name: PT-04 **Well Diameter: 2 in** **Casing Type: PVC** **Screen Length: 10 ft** **Top of Screen: 34.88 ft** **Total Depth: 44.88 ft** **Initial Depth to Water: 16.99 ft**	**Pump Type: GeoTech Peristaltic** **Tubing Type: LDPE** **Pump Intake From TOC: 39.88 ft** **Estimated Total Volume Pumped: 3250 ml** **Flow Cell Volume: 90 ml** **Final Flow Rate: 130 ml/min** **Final Draw Down: 0.5 ft**	**Instrument Used: Aqua TROLL 400** **Serial Number: 980712**

Test Notes:
Pre-purged 2 L

Low-Flow Readings:

Date Time	Elapsed Time	pH	Temperature	Specific Conductivity	RDO Concentration	Turbidity	ORP	Depth to Water	Flow
		+/- 0.1	+/- 1000	+/- 5 %	+/- 0.2	+/- 5	+/- 1000	+/- 0.3	
2/13/2025 1:30 PM	00:00	7.24 pH	24.29 °C	1,662.1 µS/cm	3.06 mg/L	6.87 NTU	15.0 mV	17.33 ft	130.00 ml/min
2/13/2025 1:35 PM	05:00	7.10 pH	18.92 °C	2,190.3 µS/cm	0.59 mg/L	5.89 NTU	1.2 mV	17.37 ft	130.00 ml/min
2/13/2025 1:40 PM	10:00	7.09 pH	18.63 °C	2,229.3 µS/cm	0.49 mg/L	3.69 NTU	6.2 mV	17.40 ft	130.00 ml/min
2/13/2025 1:45 PM	15:00	7.08 pH	18.61 °C	2,263.0 µS/cm	0.44 mg/L	3.19 NTU	6.2 mV	17.43 ft	130.00 ml/min
2/13/2025 1:50 PM	20:00	7.07 pH	18.50 °C	2,279.4 µS/cm	0.40 mg/L	2.67 NTU	6.6 mV	17.47 ft	130.00 ml/min
2/13/2025 1:55 PM	25:00	7.06 pH	18.83 °C	2,275.5 µS/cm	0.36 mg/L	1.86 NTU	7.5 mV	17.49 ft	130.00 ml/min

Samples

Sample ID:	Description:
PT-04	Metals, Inorganics, Alkalinity, TDS, Sulfide

Created using VuSitu from In-Situ, Inc.

Low-Flow Test Report:

Test Date / Time: 2/13/2025 1:36:22 PM
Project: Plant Bowen AP February 2025 CA
Operator Name: Sawyer Kovacs

Location Name: PT-05 **Well Diameter: 2 in** **Casing Type: PVC** **Screen Length: 10 ft** **Top of Screen: 35.19 ft** **Total Depth: 45.19 ft** **Initial Depth to Water: 16.66 ft**	**Pump Type: Geotech Peristaltic** **Tubing Type: LDPE** **Pump Intake From TOC: 40.19 ft** **Estimated Total Volume Pumped: 4000 ml** **Flow Cell Volume: 90 ml** **Final Flow Rate: 100 ml/min** **Final Draw Down: 0.85 ft**	**Instrument Used: Aqua TROLL 400** **Serial Number: 1082822**

Test Notes:
Pre-Purged: 2 L

Low-Flow Readings:

Date Time	Elapsed Time	pH	Temperature	Specific Conductivity	RDO Concentration	Turbidity	ORP	Depth to Water	Salinity	Flow
		+/- 0.1	+/- 1000	+/- 5 %	+/- 10 %	+/- 5	+/- 1000	+/- 0.3	+/- 1000	
2/13/2025 1:36 PM	00:00	6.94 pH	17.18 °C	2,875.7 µS/cm	0.46 mg/L	7.44 NTU	-46.5 mV	17.39 ft	1.51 PSU	100.00 ml/min
2/13/2025 1:41 PM	05:00	6.96 pH	17.26 °C	2,849.5 µS/cm	0.41 mg/L	6.47 NTU	-50.1 mV	17.44 ft	1.49 PSU	100.00 ml/min
2/13/2025 1:46 PM	10:00	6.97 pH	17.39 °C	2,870.7 µS/cm	0.37 mg/L	7.69 NTU	-53.4 mV	17.45 ft	1.51 PSU	100.00 ml/min
2/13/2025 1:51 PM	15:00	6.98 pH	17.13 °C	2,876.8 µS/cm	0.34 mg/L	7.99 NTU	-55.8 mV	17.48 ft	1.51 PSU	100.00 ml/min
2/13/2025 1:56 PM	20:00	7.00 pH	17.11 °C	2,881.8 µS/cm	0.34 mg/L	4.98 NTU	-57.5 mV	17.50 ft	1.51 PSU	100.00 ml/min
2/13/2025 2:01 PM	25:00	7.01 pH	17.20 °C	2,914.6 µS/cm	0.35 mg/L	6.80 NTU	-59.9 mV	17.51 ft	1.53 PSU	100.00 ml/min
2/13/2025 2:06 PM	30:00	7.02 pH	16.86 °C	2,922.7 µS/cm	0.35 mg/L	4.76 NTU	-60.4 mV	17.51 ft	1.53 PSU	100.00 ml/min
2/13/2025 2:11 PM	35:00	7.03 pH	16.77 °C	2,937.6 µS/cm	0.34 mg/L	4.76 NTU	-61.8 mV	17.51 ft	1.54 PSU	100.00 ml/min
2/13/2025 2:16 PM	40:00	7.04 pH	16.84 °C	2,926.9 µS/cm	0.34 mg/L	4.52 NTU	-62.6 mV	17.51 ft	1.54 PSU	100.00 ml/min

Samples

Sample ID:	Description:
PT-05	Metals, Inorganics, Alkalinity, TDS, Sulfide
FD-01	Metals, Inorganics, Alkalinity, TDS, Sulfide

Low-Flow Test Report:

Test Date / Time: 2/13/2025 11:00:17 AM
Project: Plant Bowen AP February 2025 CA
Operator Name: Natalie Piparo

Location Name: PT-06 **Well Diameter: 2 in** **Casing Type: PVC** **Screen Length: 10 ft** **Top of Screen: 33.86 ft** **Total Depth: 43.86 ft** **Initial Depth to Water: 15.93 ft**	**Pump Type: QED Bladder** **Tubing Type: LDPE** **Pump Intake From TOC: 38.86 ft** **Estimated Total Volume Pumped: 9200 ml** **Flow Cell Volume: 90 ml** **Final Flow Rate: 115 ml/min** **Final Draw Down: 4.11 ft**	**Instrument Used: Aqua TROLL 400** **Serial Number: 843285**

Test Notes:
Prepurged 2 L

Low-Flow Readings:

Date Time	Elapsed Time	pH	Temperature	Specific Conductivity	RDO Concentration	Turbidity	ORP	Depth to Water	Salinity	Flow
		+/- 0.1	+/- 1000	+/- 5 %	+/- 10 %	+/- 5	+/- 1000	+/- 0.3	+/- 1000	
2/13/2025 11:00 AM	00:00	6.92 pH	17.97 °C	4,092.7 µS/cm	1.64 mg/L	1.15 NTU	176.0 mV	17.66 ft	2.19 PSU	115.00 ml/min
2/13/2025 11:05 AM	05:00	6.92 pH	17.59 °C	4,002.1 µS/cm	1.22 mg/L	1.29 NTU	155.6 mV	17.99 ft	2.14 PSU	115.00 ml/min
2/13/2025 11:10 AM	10:00	6.93 pH	17.21 °C	3,960.8 µS/cm	0.98 mg/L	1.35 NTU	146.0 mV	18.24 ft	2.12 PSU	115.00 ml/min
2/13/2025 11:15 AM	15:00	6.94 pH	17.84 °C	3,949.8 µS/cm	0.89 mg/L	1.01 NTU	138.5 mV	18.47 ft	2.11 PSU	115.00 ml/min
2/13/2025 11:20 AM	20:00	6.89 pH	17.10 °C	3,981.5 µS/cm	0.88 mg/L	1.02 NTU	132.6 mV	18.68 ft	2.13 PSU	115.00 ml/min
2/13/2025 11:25 AM	25:00	6.90 pH	17.39 °C	3,939.5 µS/cm	0.84 mg/L	1.06 NTU	127.2 mV	18.88 ft	2.10 PSU	115.00 ml/min
2/13/2025 11:30 AM	30:00	6.91 pH	17.39 °C	3,944.0 µS/cm	0.80 mg/L	0.98 NTU	121.3 mV	19.03 ft	2.11 PSU	115.00 ml/min
2/13/2025 11:35 AM	35:00	6.92 pH	17.64 °C	3,935.4 µS/cm	0.76 mg/L	0.85 NTU	114.9 mV	19.17 ft	2.10 PSU	115.00 ml/min
2/13/2025 11:40 AM	40:00	6.94 pH	17.09 °C	3,915.6 µS/cm	0.72 mg/L	0.96 NTU	107.7 mV	19.32 ft	2.09 PSU	115.00 ml/min
2/13/2025 11:45 AM	45:00	6.95 pH	17.28 °C	3,938.3 µS/cm	0.69 mg/L	0.88 NTU	98.9 mV	19.39 ft	2.10 PSU	115.00 ml/min
2/13/2025 11:50 AM	50:00	6.94 pH	17.53 °C	3,905.6 µS/cm	0.66 mg/L	0.85 NTU	90.2 mV	19.51 ft	2.08 PSU	115.00 ml/min
2/13/2025 11:55 AM	55:00	6.95 pH	17.80 °C	3,906.6 µS/cm	0.63 mg/L	0.78 NTU	82.4 mV	19.57 ft	2.09 PSU	115.00 ml/min
2/13/2025 12:00 PM	01:00:00	6.96 pH	17.43 °C	3,884.1 µS/cm	0.59 mg/L	0.86 NTU	75.4 mV	19.64 ft	2.07 PSU	115.00 ml/min
2/13/2025 12:05 PM	01:05:00	6.96 pH	17.63 °C	3,949.5 µS/cm	0.56 mg/L	0.75 NTU	69.2 mV	19.69 ft	2.11 PSU	115.00 ml/min
2/13/2025 12:10 PM	01:10:00	6.97 pH	17.48 °C	3,923.2 µS/cm	0.54 mg/L	0.81 NTU	64.6 mV	19.72 ft	2.09 PSU	115.00 ml/min

2/13/2025 12:15 PM	01:15:00	6.97 pH	17.44 °C	3,900.7 µS/cm	0.54 mg/L	0.79 NTU	60.4 mV	19.88 ft	2.08 PSU	115.00 ml/min
2/13/2025 12:20 PM	01:20:00	6.97 pH	17.92 °C	3,895.9 µS/cm	0.51 mg/L	0.78 NTU	56.4 mV	20.04 ft	2.08 PSU	115.00 ml/min

Samples

Sample ID:	Description:
PT-06	Metals, Inorganics, Alkalinity, TDS, Sulfide

Created using VuSitu from In-Situ, Inc.

Low-Flow Test Report:

Test Date / Time: 4/9/2025 11:55:04 AM
Project: Plant Bowen AP CA April 2025
Operator Name: Jay Siewert

Location Name: INW-01 **Well Diameter: 2 in** **Casing Type: PVC** **Screen Length: 15 ft** **Top of Screen: 29.92 ft** **Total Depth: 44.92 ft** **Initial Depth to Water: 22.72 ft**	**Pump Type: Geotech Peristaltic** **Tubing Type: LDPE** **Pump Intake From TOC: 37.42 ft** **Estimated Total Volume Pumped: 2800 ml** **Flow Cell Volume: 90 ml** **Final Flow Rate: 140 ml/min** **Final Draw Down: 0.13 ft**	**Instrument Used: Aqua TROLL 400** **Serial Number: 1170065**

Test Notes:
Pre-purged 3.5 L

Low-Flow Readings:

Date Time	Elapsed Time	pH	Temperature	Specific Conductivity	RDO Concentration	Turbidity	ORP	Depth to Water	Salinity	Flow
		+/- 0.1	+/- 100	+/- 5 %	+/- 10 %	+/- 10	+/- 10	+/- 0.3	+/- 10	
4/9/2025 11:55 AM	00:00	6.98 pH	19.30 °C	1,381.8 µS/cm	0.70 mg/L	2.87 NTU	39.4 mV	22.82 ft	0.70 PSU	140.00 ml/min
4/9/2025 12:00 PM	05:00	6.98 pH	19.26 °C	1,390.2 µS/cm	0.69 mg/L	2.33 NTU	97.7 mV	22.83 ft	0.70 PSU	140.00 ml/min
4/9/2025 12:05 PM	10:00	6.98 pH	19.38 °C	1,368.0 µS/cm	0.68 mg/L	2.36 NTU	72.9 mV	22.84 ft	0.69 PSU	140.00 ml/min
4/9/2025 12:10 PM	15:00	6.98 pH	19.46 °C	1,372.2 µS/cm	0.68 mg/L	3.08 NTU	77.2 mV	22.85 ft	0.69 PSU	140.00 ml/min
4/9/2025 12:15 PM	20:00	6.98 pH	19.47 °C	1,374.9 µS/cm	0.67 mg/L	2.02 NTU	80.4 mV	22.85 ft	0.70 PSU	140.00 ml/min

Samples

Sample ID:	Description:
INW-01	Metals, Inorganics, Alkalinity, TDS, Sulfide

Low-Flow Test Report:

Test Date / Time: 4/9/2025 1:40:26 PM
Project: Plant Bowen AP CA April 2025
Operator Name: Jay Siewert

Location Name: PT-02 **Well Diameter: 2 in** **Casing Type: PVC** **Screen Length: 10 ft** **Top of Screen: 33.67 ft** **Total Depth: 43.67 ft** **Initial Depth to Water: 25.85 ft**	**Pump Type: Geotech Peristaltic** **Tubing Type: LDPE** **Pump Intake From TOC: 38.67 ft** **Estimated Total Volume Pumped: 4800 ml** **Flow Cell Volume: 90 ml** **Final Flow Rate: 120 ml/min** **Final Draw Down: 0.19 ft**	**Instrument Used: Aqua TROLL 400** **Serial Number: 1170065**

Test Notes:
Pre-purged 4 L

Low-Flow Readings:

Date Time	Elapsed Time	pH	Temperature	Specific Conductivity	RDO Concentration	Turbidity	ORP	Depth to Water	Salinity	Flow
		+/- 0.1	+/- 100	+/- 5 %	+/- 10 %	+/- 10	+/- 10	+/- 0.3	+/- 10	
4/9/2025 1:40 PM	00:00	7.02 pH	19.80 °C	1,167.3 µS/cm	0.90 mg/L	2.78 NTU	57.7 mV	26.02 ft	0.59 PSU	120.00 ml/min
4/9/2025 1:45 PM	05:00	7.01 pH	19.79 °C	1,129.5 µS/cm	1.09 mg/L	2.62 NTU	131.1 mV	26.02 ft	0.57 PSU	120.00 ml/min
4/9/2025 1:50 PM	10:00	7.01 pH	19.84 °C	1,087.4 µS/cm	1.21 mg/L	2.61 NTU	96.3 mV	26.02 ft	0.54 PSU	120.00 ml/min
4/9/2025 1:55 PM	15:00	7.00 pH	19.78 °C	1,060.7 µS/cm	1.35 mg/L	2.26 NTU	99.5 mV	26.03 ft	0.53 PSU	120.00 ml/min
4/9/2025 2:00 PM	20:00	7.00 pH	19.80 °C	1,048.3 µS/cm	1.46 mg/L	2.12 NTU	101.9 mV	26.03 ft	0.52 PSU	120.00 ml/min
4/9/2025 2:05 PM	25:00	7.00 pH	19.90 °C	1,032.6 µS/cm	1.51 mg/L	1.84 NTU	105.0 mV	26.03 ft	0.52 PSU	120.00 ml/min
4/9/2025 2:10 PM	30:00	7.00 pH	19.82 °C	1,026.7 µS/cm	1.59 mg/L	2.31 NTU	107.3 mV	26.04 ft	0.51 PSU	120.00 ml/min
4/9/2025 2:15 PM	35:00	6.99 pH	19.90 °C	1,022.7 µS/cm	1.62 mg/L	2.17 NTU	109.9 mV	26.04 ft	0.51 PSU	120.00 ml/min
4/9/2025 2:20 PM	40:00	6.99 pH	19.91 °C	1,018.6 µS/cm	1.66 mg/L	1.97 NTU	112.6 mV	26.04 ft	0.51 PSU	120.00 ml/min

Samples

Sample ID:	Description:
PT-02	Metals, Inorganics, Alkalinity, TDS, Sulfide
FD-01	Metals, Inorganics, Alkalinity, TDS, Sulfide

Created using VuSitu from In-Situ, Inc.

Low-Flow Test Report:

Test Date / Time: 4/9/2025 10:04:05 AM
Project: Plant Bowen AP CA April 2025
Operator Name: Jay Siewert

Location Name: PT-04 **Well Diameter: 2 in** **Casing Type: PVC** **Screen Length: 10 ft** **Top of Screen: 34.88 ft** **Total Depth: 44.88 ft** **Initial Depth to Water: 22.53 ft**	**Pump Type: Geotech Peristaltic** **Tubing Type: LDPE** **Pump Intake From TOC: 39.88 ft** **Estimated Total Volume Pumped: 4375 ml** **Flow Cell Volume: 90 ml** **Final Flow Rate: 125 ml/min** **Final Draw Down: 0.43 ft**	**Instrument Used: Aqua TROLL 400** **Serial Number: 1170065**

Test Notes:
Pre-purged 3.5 L

Low-Flow Readings:

Date Time	Elapsed Time	pH	Temperature	Specific Conductivity	RDO Concentration	Turbidity	ORP	Depth to Water	Salinity	Flow
		+/- 0.1	+/- 100	+/- 5 %	+/- 10 %	+/- 10	+/- 10	+/- 0.3	+/- 10	
4/9/2025 10:04 AM	00:00	7.03 pH	17.46 °C	2,298.8 µS/cm	0.21 mg/L	7.48 NTU	54.1 mV	22.86 ft	1.19 PSU	125.00 ml/min
4/9/2025 10:09 AM	05:00	7.03 pH	17.67 °C	2,265.9 µS/cm	0.18 mg/L	7.68 NTU	33.6 mV	22.88 ft	1.17 PSU	125.00 ml/min
4/9/2025 10:14 AM	10:00	7.04 pH	17.74 °C	2,248.5 µS/cm	0.17 mg/L	6.32 NTU	14.9 mV	22.90 ft	1.16 PSU	125.00 ml/min
4/9/2025 10:19 AM	15:00	7.04 pH	17.72 °C	2,185.2 µS/cm	0.17 mg/L	5.57 NTU	4.1 mV	22.92 ft	1.13 PSU	125.00 ml/min
4/9/2025 10:24 AM	20:00	7.05 pH	17.84 °C	2,174.3 µS/cm	0.16 mg/L	5.38 NTU	-1.5 mV	22.94 ft	1.12 PSU	125.00 ml/min
4/9/2025 10:29 AM	25:00	7.05 pH	17.80 °C	2,136.8 µS/cm	0.16 mg/L	4.96 NTU	-3.7 mV	22.94 ft	1.10 PSU	125.00 ml/min
4/9/2025 10:34 AM	30:00	7.05 pH	17.93 °C	2,103.0 µS/cm	0.15 mg/L	4.92 NTU	-5.7 mV	22.95 ft	1.09 PSU	125.00 ml/min
4/9/2025 10:39 AM	35:00	7.06 pH	17.94 °C	2,086.3 µS/cm	0.14 mg/L	4.59 NTU	-4.3 mV	22.96 ft	1.08 PSU	125.00 ml/min

Samples

Sample ID:	Description:
PT-04	Metals, Inorganics, Alkalinity, TDS, Sulfide

Low-Flow Test Report:

Test Date / Time: 4/9/2025 1:37:07 PM
Project: Plant Bowen AP CA April 2025
Operator Name: Natalie Piparo

Location Name: PT-05 **Well Diameter: 2 in** **Casing Type: PVC** **Screen Length: 10 ft** **Top of Screen: 35.19 ft** **Total Depth: 45.19 ft** **Initial Depth to Water: 22.42 ft**	**Pump Type: Geotech Peristaltic** **Tubing Type: LDPE** **Pump Intake From TOC: 40.19 ft** **Estimated Total Volume Pumped: 9450 ml** **Flow Cell Volume: 90 ml** **Final Flow Rate: 105 ml/min** **Final Draw Down: 0.57 ft**	**Instrument Used: Aqua TROLL 400** **Serial Number: 1082817**

Test Notes:
Prepurged 3 L

Low-Flow Readings:

Date Time	Elapsed Time	pH	Temperature	Specific Conductivity	RDO Concentration	Turbidity	ORP	Depth to Water	Salinity	Flow
		+/- 0.1	+/- 1000	+/- 5 %	+/- 10 %	+/- 5	+/- 1000	+/- 0.3	+/- 1000	
4/9/2025 1:37 PM	00:00	6.89 pH	20.84 °C	624.47 µS/cm	4.36 mg/L	6.94 NTU	7.0 mV	22.90 ft	0.31 PSU	105.00 ml/min
4/9/2025 1:42 PM	05:00	6.89 pH	20.79 °C	630.48 µS/cm	4.36 mg/L	6.62 NTU	14.8 mV	22.92 ft	0.31 PSU	105.00 ml/min
4/9/2025 1:47 PM	10:00	6.88 pH	20.82 °C	630.13 µS/cm	4.34 mg/L	6.69 NTU	17.8 mV	22.93 ft	0.31 PSU	105.00 ml/min
4/9/2025 1:52 PM	15:00	6.89 pH	20.75 °C	633.29 µS/cm	4.31 mg/L	6.25 NTU	20.4 mV	22.95 ft	0.31 PSU	105.00 ml/min
4/9/2025 1:57 PM	20:00	6.88 pH	20.68 °C	634.59 µS/cm	4.31 mg/L	6.19 NTU	12.7 mV	22.96 ft	0.31 PSU	105.00 ml/min
4/9/2025 2:02 PM	25:00	6.89 pH	20.89 °C	636.34 µS/cm	4.26 mg/L	5.92 NTU	13.2 mV	22.96 ft	0.31 PSU	105.00 ml/min
4/9/2025 2:07 PM	30:00	6.89 pH	20.82 °C	637.43 µS/cm	4.23 mg/L	5.67 NTU	13.5 mV	22.96 ft	0.31 PSU	105.00 ml/min
4/9/2025 2:12 PM	35:00	6.87 pH	20.88 °C	638.77 µS/cm	4.20 mg/L	5.73 NTU	13.7 mV	22.96 ft	0.31 PSU	105.00 ml/min
4/9/2025 2:17 PM	40:00	6.89 pH	20.87 °C	640.29 µS/cm	4.18 mg/L	5.63 NTU	14.1 mV	22.96 ft	0.31 PSU	105.00 ml/min
4/9/2025 2:22 PM	45:00	6.88 pH	21.02 °C	646.84 µS/cm	4.15 mg/L	5.36 NTU	14.5 mV	22.96 ft	0.32 PSU	105.00 ml/min
4/9/2025 2:27 PM	50:00	6.88 pH	20.93 °C	642.65 µS/cm	4.15 mg/L	5.32 NTU	14.8 mV	22.97 ft	0.32 PSU	105.00 ml/min
4/9/2025 2:32 PM	55:00	6.87 pH	20.86 °C	645.73 µS/cm	4.12 mg/L	5.50 NTU	15.1 mV	22.97 ft	0.32 PSU	105.00 ml/min
4/9/2025 2:37 PM	01:00:00	6.88 pH	20.85 °C	652.15 µS/cm	4.12 mg/L	5.16 NTU	15.6 mV	22.97 ft	0.32 PSU	105.00 ml/min
4/9/2025 2:42 PM	01:05:00	6.86 pH	20.86 °C	655.30 µS/cm	4.11 mg/L	5.48 NTU	15.2 mV	22.97 ft	0.32 PSU	105.00 ml/min
4/9/2025 2:47 PM	01:10:00	6.89 pH	20.79 °C	653.55 µS/cm	4.11 mg/L	5.24 NTU	15.6 mV	22.98 ft	0.32 PSU	105.00 ml/min

4/9/2025 2:52 PM	01:15:00	6.88 pH	20.73 °C	655.62 µS/cm	4.09 mg/L	5.08 NTU	16.2 mV	22.98 ft	0.32 PSU	105.00 ml/min
4/9/2025 2:57 PM	01:20:00	6.88 pH	20.76 °C	660.73 µS/cm	4.07 mg/L	4.95 NTU	15.9 mV	22.98 ft	0.32 PSU	105.00 ml/min
4/9/2025 3:02 PM	01:25:00	6.89 pH	20.75 °C	665.13 µS/cm	4.05 mg/L	4.66 NTU	16.4 mV	22.99 ft	0.33 PSU	105.00 ml/min
4/9/2025 3:07 PM	01:30:00	6.86 pH	20.74 °C	660.15 µS/cm	4.01 mg/L	4.44 NTU	16.4 mV	22.99 ft	0.32 PSU	105.00 ml/min

Samples

Sample ID:	Description:
PT-05	Metals, Inorganics, Alkalinity, TDS, Sulfide

Low-Flow Test Report:

Test Date / Time: 4/9/2025 10:14:45 AM
Project: Plant Bowen AP CA April 2025
Operator Name: Natalie Piparo

Location Name: PT-06 **Well Diameter: 2 in** **Casing Type: PVC** **Screen Length: 10 ft** **Top of Screen: 33.86 ft** **Total Depth: 43.86 ft** **Initial Depth to Water: 22.01 ft**	**Pump Type: QED Bladder** **Tubing Type: LDPE** **Pump Intake From TOC: 38.86 ft** **Estimated Total Volume Pumped: 11614.75 ml** **Flow Cell Volume: 90 ml** **Final Flow Rate: 105 ml/min** **Final Draw Down: 3.83 ft**	**Instrument Used: Aqua TROLL 400** **Serial Number: 1082817**

Test Notes:
Prepurged 3.5 L

Low-Flow Readings:

Date Time	Elapsed Time	pH	Temperature	Specific Conductivity	RDO Concentration	Turbidity	ORP	Depth to Water	Salinity	Flow
		+/- 0.1	+/- 1000	+/- 5 %	+/- 10 %	+/- 5	+/- 1000	+/- 0.3	+/- 1000	
4/9/2025 10:14 AM	00:00	7.10 pH	18.16 °C	3,461.1 µS/cm	0.21 mg/L	6.29 NTU	-183.9 mV	24.50 ft	1.84 PSU	110.00 ml/min
4/9/2025 10:19 AM	05:00	7.11 pH	18.28 °C	3,478.9 µS/cm	0.18 mg/L	5.24 NTU	-248.2 mV	24.69 ft	1.85 PSU	110.00 ml/min
4/9/2025 10:24 AM	10:00	7.11 pH	18.26 °C	3,492.0 µS/cm	0.15 mg/L	6.67 NTU	-215.1 mV	24.87 ft	1.85 PSU	110.00 ml/min
4/9/2025 10:29 AM	15:00	7.11 pH	18.29 °C	3,490.6 µS/cm	0.13 mg/L	5.54 NTU	-219.1 mV	25.02 ft	1.85 PSU	110.00 ml/min
4/9/2025 10:34 AM	20:00	7.12 pH	18.25 °C	3,486.6 µS/cm	0.12 mg/L	5.60 NTU	-222.5 mV	25.09 ft	1.85 PSU	110.00 ml/min
4/9/2025 10:39 AM	25:00	7.12 pH	18.24 °C	3,488.2 µS/cm	0.11 mg/L	5.20 NTU	-224.8 mV	25.14 ft	1.85 PSU	110.00 ml/min
4/9/2025 10:44 AM	30:00	7.12 pH	18.32 °C	3,476.1 µS/cm	0.10 mg/L	4.29 NTU	-227.7 mV	25.17 ft	1.84 PSU	110.00 ml/min
4/9/2025 10:49 AM	35:00	7.12 pH	18.34 °C	3,475.7 µS/cm	0.10 mg/L	5.87 NTU	-228.8 mV	25.18 ft	1.84 PSU	110.00 ml/min
4/9/2025 10:54 AM	40:00	7.12 pH	18.37 °C	3,465.7 µS/cm	0.09 mg/L	6.38 NTU	-229.7 mV	25.21 ft	1.84 PSU	110.00 ml/min
4/9/2025 10:59 AM	45:00	7.12 pH	18.25 °C	3,481.6 µS/cm	0.08 mg/L	6.52 NTU	-231.0 mV	25.25 ft	1.85 PSU	110.00 ml/min
4/9/2025 11:04 AM	50:00	7.11 pH	18.35 °C	3,414.3 µS/cm	0.07 mg/L	6.68 NTU	-234.0 mV	25.39 ft	1.81 PSU	110.00 ml/min
4/9/2025 11:09 AM	55:00	7.11 pH	18.43 °C	3,395.2 µS/cm	0.06 mg/L	6.64 NTU	-234.2 mV	25.55 ft	1.80 PSU	110.00 ml/min
4/9/2025 11:14 AM	01:00:00	7.11 pH	18.46 °C	3,373.9 µS/cm	0.06 mg/L	5.62 NTU	-233.7 mV	25.64 ft	1.79 PSU	110.00 ml/min
4/9/2025 11:19 AM	01:05:00	7.11 pH	18.48 °C	3,359.7 µS/cm	0.05 mg/L	6.63 NTU	-233.1 mV	25.71 ft	1.78 PSU	110.00 ml/min
4/9/2025 11:24 AM	01:10:00	7.10 pH	18.53 °C	3,330.3 µS/cm	0.05 mg/L	6.00 NTU	-230.9 mV	25.74 ft	1.76 PSU	105.00 ml/min

4/9/2025 11:29 AM	01:15:00	7.10 pH	18.48 °C	3,342.6 µS/cm	0.05 mg/L	6.09 NTU	-228.0 mV	25.78 ft	1.77 PSU	105.00 ml/min
4/9/2025 11:34 AM	01:20:00	7.10 pH	18.47 °C	3,328.3 µS/cm	0.06 mg/L	5.78 NTU	-225.7 mV	25.81 ft	1.76 PSU	105.00 ml/min
4/9/2025 11:37 AM	01:22:17	7.10 pH	18.47 °C	3,322.7 µS/cm	0.06 mg/L	5.75 NTU	-225.8 mV	25.81 ft	1.76 PSU	105.00 ml/min
4/9/2025 11:42 AM	01:27:17	7.09 pH	18.52 °C	3,311.9 µS/cm	0.05 mg/L	5.54 NTU	-223.2 mV	25.82 ft	1.75 PSU	105.00 ml/min
4/9/2025 11:47 AM	01:32:17	7.09 pH	18.61 °C	3,296.5 µS/cm	0.06 mg/L	5.10 NTU	-220.5 mV	25.82 ft	1.74 PSU	105.00 ml/min
4/9/2025 11:52 AM	01:37:17	7.09 pH	18.63 °C	3,297.4 µS/cm	0.06 mg/L	4.88 NTU	-218.6 mV	25.83 ft	1.74 PSU	105.00 ml/min
4/9/2025 11:57 AM	01:42:17	7.08 pH	18.65 °C	3,290.9 µS/cm	0.06 mg/L	4.85 NTU	-215.3 mV	25.83 ft	1.74 PSU	105.00 ml/min
4/9/2025 12:02 PM	01:47:17	7.08 pH	18.63 °C	3,279.3 µS/cm	0.06 mg/L	4.87 NTU	-213.7 mV	25.84 ft	1.73 PSU	105.00 ml/min

Samples

Sample ID:	Description:
PT-06	Metals, Inorganics, Alkalinity, TDS, Sulfide

Calibration Forms

Site Name: Plant Denn

Field Instrumentation Calibration Form

Date: 12/3/24

Calibrated By: Natalie Filparo

Field Conditions: L27 M42

Instrument	Manufactuer/ Model	Serial Number
Water Quality Meter	AquaTroll 400	10 [illegible] 297
Turbidity Meter	LaMotte 2020	9429 - 4417

Calibration Standard Information				
Parameter	Standard	Lot #	Date of Expiration	Brand
Specific Conductance (µS/cm)	4,490	24010943	05/2025	Atlanta Instrument Rental, Inc.
pH (SU)	4.00	24010943	05/2025	Atlanta Instrument Rental, Inc.
pH (SU)	7.00	24008587	06/2025	Atlanta Instrument Rental, Inc.
pH (SU)	10.00	24004996	06/2025	Atlanta Instrument Rental, Inc.
D.O. (%)	N/A	24010943	05/2025	Atlanta Instrument Rental, Inc.
ORP (mV)	228.0	24011792	06/2025	Atlanta Instrument Rental, Inc.

Calibration					
Time Start	08 54	Time Finish	09:20		
Parameter	Standard	Calibration Value	Calibration Solution Temperature (°C)	Acceptance Criteria	Reference
D.O. (%)	N/A	92.45	2.10	± 10%	NA
Specific Conductance (µS/cm)	4,490	4583.9	1.75	± 10% of standard	EPA 2023
pH (SU)	4.00	4.00	1.75	± 0.1	GWMP
pH (SU)	7.00	7.09	1.60	± 0.1	GWMP
pH (SU)	10.00	10.17	1.52	± 0.1	GWMP
ORP (mV)	228.0	216.7	1.36	± 10	EPA 2023

	Standard	Calibration Value	Acceptance Criteria	Reference
Turbidity (NTU)	0.00	0.01	± 10% of standard	EPA 2023
	1.00	1.22		
	10.00	9.97		

Calibration Check					
Time Start	15:56	Time Finish	16:06		
Parameter	Standard	Calibration Value	Calibration Solution Temperature (°C)	Acceptance Criteria	Reference
Specific Conductance (µS/cm)	4,490	4424.4	3.86	± 10% of standard	EPA 2023
pH (SU)	4.00	4.18	3.84	± 0.1	GWMP
pH (SU)	7.00	7.24	4.69	± 0.1	GWMP
pH (SU)	10.00	10.39	5.32	± 0.1	GWMP

	Standard	Calibration Value	Acceptance Criteria	Reference
Turbidity (NTU)	0.00	0.63	± 10% of standard	EPA 2023
	1.00	1.04		
	10.00	9.99		

Notes:

Site Name: Bowen AP

Calibrated By: Sawyer Kovacs

Field Instrumentation Calibration Form

Date: 12-03-2024

Field Conditions: Sunny 29/41

Instrument	Manufactuer/ Model	Serial Number
Water Quality Meter	AquaTroll 400	850762
Turbidity Meter	LaMotte 2020	2068-0320

Calibration Standard Information				
Parameter	Standard	Lot #	Date of Expiration	Brand
Specific Conductance (µS/cm)	4,490	24010943	05/2025	Atlanta Instrument Rental, Inc.
pH (SU)	4.00	24010943	05/2025	Atlanta Instrument Rental, Inc.
pH (SU)	7.00	24008587	06/2025	Atlanta Instrument Rental, Inc.
pH (SU)	10.00	24004996	06/2025	Atlanta Instrument Rental, Inc.
D.O. (%)	N/A	24010943	05/2025	Atlanta Instrument Rental, Inc.
ORP (mV)	228.0	24011792	06/2025	Atlanta Instrument Rental, Inc.

Calibration					
Time Start	08:53	Time Finish	09:30		
Parameter	Standard	Calibration Value	Calibration Solution Temperature (°C)	Acceptance Criteria	Reference
D.O. (%)	N/A	88.84	2.60	± 10%	NA
Specific Conductance (µS/cm)	4,490	2544.4	2.76	± 10% of standard	EPA 2023
pH (SU)	4.00	4.30	2.60	± 0.1	GWMP
pH (SU)	7.00	7.36	2.35	± 0.1	GWMP
pH (SU)	10.00	10.30	2.14	± 0.1	GWMP
ORP (mV)	228.0	236.2	1.98	± 10	EPA 2023

	Standard	Calibration Value	Acceptance Criteria	Reference
Turbidity (NTU)	0.00	0.01	± 10% of standard	EPA 2023
	1.00	0.78		
	10.00	7.13		

Calibration Check					
Time Start	1540	Time Finish	1545		
Parameter	Standard	Calibration Value	Calibration Solution Temperature (°C)	Acceptance Criteria	Reference
Specific Conductance (µS/cm)	4,490	2767.6	7.01	± 10% of standard	EPA 2023
pH (SU)	4.00	4.38	7.10	± 0.1	GWMP
pH (SU)	7.00	7.38	3.11	± 0.1	GWMP
pH (SU)	10.00	10.36	13.07	± 0.1	GWMP

	Standard	Calibration Value	Acceptance Criteria	Reference
Turbidity (NTU)	0.00	0.08	± 10% of standard	EPA 2023
	1.00	0.79		
	10.00	6.33		

Notes:

Site Name: Bowen AP

Calibrated By: Sawyer Hawkes

Field Instrumentation Calibration Form

Date: 12-04-2024

Field Conditions: Sunny 20/55

Instrument	Manufactuer/ Model	Serial Number
Water Quality Meter	AquaTroll 400	850762
Turbidity Meter	LaMotte 2020	2068-0320

Calibration Standard Information				
Parameter	Standard	Lot #	Date of Expiration	Brand
Specific Conductance (µS/cm)	4,490	24010943	05.2025	Atlanta Instrument Rental, Inc.
pH (SU)	4.00	24010943	05.2025	Atlanta Instrument Rental, Inc.
pH (SU)	7.00	24008547	06.2025	Atlanta Instrument Rental, Inc.
pH (SU)	10.00	24004996	06.2025	Atlanta Instrument Rental, Inc.
D.O. (%)	N/A	24010943	05.2025	Atlanta Instrument Rental, Inc.
ORP (mV)	228.0	24011792	06.2025	Atlanta Instrument Rental, Inc.

Calibration					
Time Start	0914	Time Finish	0928		
Parameter	Standard	Calibration Value	Calibration Solution Temperature (°C)	Acceptance Criteria	Reference
D.O. (%)	N/A	100.6	16.54	± 10%	NA
Specific Conductance (µS/cm)	4,490	3759.4	16.36	± 10% of standard	EPA 2023
pH (SU)	4.00	4.13	16.14	± 0.1	GWMP
pH (SU)	7.00	7.08	8.59	± 0.1	GWMP
pH (SU)	10.00	10.13	5.30	± 0.1	GWMP
ORP (mV)	228.0	227.6	3.94	± 10	EPA 2023

	Standard	Calibration Value	Acceptance Criteria	Reference
Turbidity (NTU)	0.00	0.01	± 10% of standard	EPA 2023
	1.00	1.11		
	10.00	6.68		

Calibration Check					
Time Start	1535	Time Finish	1539		
Parameter	Standard	Calibration Value	Calibration Solution Temperature (°C)	Acceptance Criteria	Reference
Specific Conductance (µS/cm)	4,490	4546.2	12.83	± 10% of standard	EPA 2023
pH (SU)	4.00	4.15	12.76	± 0.1	GWMP
pH (SU)	7.00	7.27	12.16	± 0.1	GWMP
pH (SU)	10.00	10.21	11.84	± 0.1	GWMP

	Standard	Calibration Value	Acceptance Criteria	Reference
Turbidity (NTU)	0.00	0.18	± 10% of standard	EPA 2023
	1.00	0.91		
	10.00	6.51		

Notes

Site Name Plant Bowen

Calibrated By Natalie Pichon

Field Instrumentation Calibration Form

Date 12/4/24

Field Conditions L21 H54

Instrument	Manufactuer/ Model	Serial Number
Water Quality Meter	AquaTroll 400	1682397
Turbidity Meter	LaMotte 2020	9429 - 4417

Calibration Standard Information				
Parameter	Standard	Lot #	Date of Expiration	Brand
Specific Conductance (µS/cm)	4,490	24010943	05/2025	Atlanta Instrument Rental, Inc
pH (SU)	4.00	24010943	05/2025	Atlanta Instrument Rental, Inc
pH (SU)	7.00	24008587	06/2025	Atlanta Instrument Rental, Inc
pH (SU)	10.00	24004996	06/2025	Atlanta Instrument Rental, Inc.
D.O. (%)	N/A	24010943	05/2025	Atlanta Instrument Rental, Inc
ORP (mV)	228.0	24011792	06/2025	Atlanta Instrument Rental, Inc

Calibration					
Time Start	0924	Time Finish	0940		
Parameter	Standard	Calibration Value	Calibration Solution Temperature (°C)	Acceptance Criteria	Reference
D.O. (%)	N/A	104.55	14.16	± 10%	NA
Specific Conductance (µS/cm)	4,490	4496.1	8.27	± 10% of standard	EPA 2023
pH (SU)	4.00	4.04	8.07	± 0.1	GWMP
pH (SU)	7.00	7.09	4.39	± 0.1	GWMP
pH (SU)	10.00	10.19	2.35	± 0.1	GWMP
ORP (mV)	228.0	226.2	1.66	± 10	EPA 2023

	Standard	Calibration Value	Acceptance Criteria	Reference
Turbidity (NTU)	0.00	0.07	± 10% of standard	EPA 2023
	1.00	1.25		
	10.00	10.03		

Calibration Check					
Time Start	1445	Time Finish	1450		
Parameter	Standard	Calibration Value	Calibration Solution Temperature (°C)	Acceptance Criteria	Reference
Specific Conductance (µS/cm)	4,490	4488.3	4.27	± 10% of standard	EPA 2023
pH (SU)	4.00	3.96	4.20	± 0.1	GWMP
pH (SU)	7.00	7.34	5.35	± 0.1	GWMP
pH (SU)	10.00	10.34	6.59	± 0.1	GWMP

	Standard	Calibration Value	Acceptance Criteria	Reference
Turbidity (NTU)	0.00	0.03	± 10% of standard	EPA 2023
	1.00	1.14		
	10.00	10.06		

Notes

Field Instrumentation Calibration Form

Site Name: Plant Bowen AP

Date: 02/13/2025

Calibrated By: Natalie Piparo

Field Conditions: H 56, L 34

Instrument	Manufactuer/ Model	Serial Number
Water Quality Meter	AquaTroll 400	843285
Turbidity Meter	LaMotte 2020	41262623

Calibration Standard Information				
Parameter	Standard	Lot #	Date of Expiration	Brand
Specific Conductance (µS/cm)	4,490	24010943	05/2025	Atlanta Instrument Rental, Inc.
pH (SU)	4.00	24010943	05/2025	Atlanta Instrument Rental, Inc.
pH (SU)	7.00	24008587	06/2025	Atlanta Instrument Rental, Inc.
pH (SU)	10.00	24004996	06/2025	Atlanta Instrument Rental, Inc.
D.O. (%)	N/A	24010943	05/2025	Atlanta Instrument Rental, Inc.
ORP (mV)	228.0	24006903	05/2025	Atlanta Instrument Rental, Inc.

Calibration					
Time Start	08:38	Time Finish	08:52		
Parameter	Standard	Calibration Value	Calibration Solution Temperature (°C)	Acceptance Criteria	Reference
D.O. (%)	N/A	100.26	6.98	± 10%	NA
Specific Conductance (µS/cm)	4,490	4,422.90	7.18	± 10% of standard	EPA 2023
pH (SU)	4.00	4.11	7.25	± 0.1	GWMP
pH (SU)	7.00	7.14	7.39	± 0.1	GWMP
pH (SU)	10.00	10.16	7.35	± 0.1	GWMP
ORP (mV)	228.0	228.40	7.54	± 10	EPA 2023

	Standard	Calibration Value	Acceptance Criteria	Reference
Turbidity (NTU)	0.00	0	± 10% of standard	EPA 2023
	1.00	1.02		
	10.00	10.00		

Calibration Check					
Time Start	17:23	Time Finish	17:32		
Parameter	Standard	Calibration Value	Calibration Solution Temperature (°C)	Acceptance Criteria	Reference
Specific Conductance (µS/cm)	4,490	4,488.10	10.95	± 10% of standard	EPA 2023
pH (SU)	4.00	4.84	10.95	± 0.1	GWMP
pH (SU)	7.00	7.66	11.28	± 0.1	GWMP
pH (SU)	10.00	10.89	12.00	± 0.1	GWMP

	Standard	Calibration Value	Acceptance Criteria	Reference
Turbidity (NTU)	0.00	0	± 10% of standard	EPA 2023
	1.00	1.20		
	10.00	10.80		

Notes:

Start of Day:

End of Day:

Site Name: Plant Bowen -AP

Field Instrumentation Calibration Form

Date: 2-13-25

Calibrated By: Kyle Rhyne

Field Conditions: 53°/26°, cloudy

Instrument	Manufactuer/ Model	Serial Number
Water Quality Meter	AquaTroll 400	980712
Turbidity Meter	LaMotte 2020	7042-3818

Calibration Standard Information

Parameter	Standard	Lot #	Date of Expiration	Brand	Lot #
Specific Conductance (µS/cm)	4,490	~~24010943~~	~~05/2025~~ 01/2026	Atlanta Instrument Rental, Inc.	24014218
pH (SU)	4.00	~~24010943~~	~~05/2025~~ 01/2026	Atlanta Instrument Rental, Inc.	24014218
pH (SU)	7.00	~~24008687~~ KR	~~06/2025~~ 01/2026	Atlanta Instrument Rental, Inc.	24014266
pH (SU)	10.00	~~24004996~~	~~06/2025~~ 01/2026	Atlanta Instrument Rental, Inc.	24011537
D.O. (%)	N/A	~~24010943~~	~~05/2025~~ 01/2026	Atlanta Instrument Rental, Inc.	24014218
ORP (mV)	228.0	~~24011792~~	~~06/2025~~ 01/2026 KR	Atlanta Instrument Rental, Inc.	22490162

Calibration

Time Start	0840	Time Finish	0858		
Parameter	**Standard**	**Calibration Value**	**Calibration Solution Temperature (°C)**	**Acceptance Criteria**	**Reference**
D.O. (%)	N/A	100.39	7.40	± 10%	NA
Specific Conductance (µS/cm)	4,490	4455.6	7.46	± 10% of standard	EPA 2023
pH (SU)	4.00	4.04	7.64	± 0.1	GWMP
pH (SU)	7.00	7.06	7.79	± 0.1	GWMP
pH (SU)	10.00	10.15	7.62	± 0.1	GWMP
ORP (mV)	228.0	225.0	7.58	± 10	EPA 2023

	Standard	Calibration Value	Acceptance Criteria	Reference
Turbidity (NTU)	0.00	-0.04	± 10% of standard	EPA 2023
	1.00	1.01		
	10.00	9.79		

Calibration Check

Time Start	1718	Time Finish	1725		
Parameter	**Standard**	**Calibration Value**	**Calibration Solution Temperature (°C)**	**Acceptance Criteria**	**Reference**
Specific Conductance (µS/cm)	4,490	4536.7	10.86	± 10% of standard	EPA 2023
pH (SU)	4.00	KR ~~10.~~ 4.25	10.86	± 0.1	GWMP
pH (SU)	7.00	7.37	10.83	± 0.1	GWMP
pH (SU)	10.00	10.38	10.79	± 0.1	GWMP

	Standard	Calibration Value	Acceptance Criteria	Reference
Turbidity (NTU)	0.00	-0.03	± 10% of standard	EPA 2023
	1.00	1.07		
	10.00	10.74		

Notes:

Field Instrumentation Calibration Form

Site Name: Plant Bowen AP

Date: 02/13/2025

Calibrated By: Sawyer Kovacs

Field Conditions: Overcast

Instrument	Manufactuer/ Model	Serial Number
Water Quality Meter	AquaTroll 400	1082822
Turbidity Meter	LaMotte 2020	94534417

Calibration Standard Information				
Parameter	Standard	Lot #	Date of Expiration	Brand
Specific Conductance (µS/cm)	4,490	24010943	05/2025	Atlanta Instrument Rental, Inc.
pH (SU)	4.00	24010943	05/2025	Atlanta Instrument Rental, Inc.
pH (SU)	7.00	24008587	06/2025	Atlanta Instrument Rental, Inc.
pH (SU)	10.00	24004996	06/2025	Atlanta Instrument Rental, Inc.
D.O. (%)	N/A	24010943	05/2025	Atlanta Instrument Rental, Inc.
ORP (mV)	228.0	24006903	05/2025	Atlanta Instrument Rental, Inc.

Calibration					
Time Start	08:43	Time Finish	08:58		
Parameter	Standard	Calibration Value	Calibration Solution Temperature (°C)	Acceptance Criteria	Reference
D.O. (%)	N/A	102.63	8.18	± 10%	NA
Specific Conductance (µS/cm)	4,490	2,928.60	8.13	± 10% of standard	EPA 2023
pH (SU)	4.00	4.01	8.17	± 0.1	GWMP
pH (SU)	7.00	7.03	7.77	± 0.1	GWMP
pH (SU)	10.00	10.12	7.50	± 0.1	GWMP
ORP (mV)	228.0	224.30	7.42	± 10	EPA 2023

	Standard	Calibration Value	Acceptance Criteria	Reference
Turbidity (NTU)	0.00	0.13	± 10% of standard	EPA 2023
	1.00	0.89		
	10.00	8.42		

Calibration Check					
Time Start	17:06	Time Finish	17:10		
Parameter	Standard	Calibration Value	Calibration Solution Temperature (°C)	Acceptance Criteria	Reference
Specific Conductance (µS/cm)	4,490	3,347.30	11.49	± 10% of standard	EPA 2023
pH (SU)	4.00	4.11	11.39	± 0.1	GWMP
pH (SU)	7.00	7.30	11.74	± 0.1	GWMP
pH (SU)	10.00	10.29	12.46	± 0.1	GWMP

	Standard	Calibration Value	Acceptance Criteria	Reference
Turbidity (NTU)	0.00	0.29	± 10% of standard	EPA 2023
	1.00	1.09		
	10.00	7.61		

Notes:

Start of Day:

End of Day:

Field Instrumentation Calibration Form

Site Name: Plant Bowen AP

Date: 04/09/2025

Calibrated By: Jay Siewert

Field Conditions: 68°/37°

Instrument	Manufactuer/ Model	Serial Number
Water Quality Meter	AquaTroll 400	1170065
Turbidity Meter	LaMotte 2020	70423818

Calibration Standard Information				
Parameter	Standard	Lot #	Date of Expiration	Brand
Specific Conductance (µS/cm)	4,490	24010943	05/2025	Atlanta Instrument Rental, Inc.
pH (SU)	4.00	24010943	05/2025	Atlanta Instrument Rental, Inc.
pH (SU)	7.00	24008587	06/2025	Atlanta Instrument Rental, Inc.
pH (SU)	10.00	24004996	06/2025	Atlanta Instrument Rental, Inc.
D.O. (%)	N/A	24010943	05/2025	Atlanta Instrument Rental, Inc.
ORP (mV)	228.0	24006903	05/2025	Atlanta Instrument Rental, Inc.

Calibration					
Time Start	08:36	Time Finish	08:49		
Parameter	Standard	Calibration Value	Calibration Solution Temperature (°C)	Acceptance Criteria	Reference
D.O. (%)	N/A	99.59	5.16	± 10%	NA
Specific Conductance (µS/cm)	4,490	4,771.50	5.80	± 10% of standard	EPA 2023
pH (SU)	4.00	3.98	5.90	± 0.1	GWMP
pH (SU)	7.00	7.11	6.68	± 0.1	GWMP
pH (SU)	10.00	10.40	6.93	± 0.1	GWMP
ORP (mV)	228.0	252.60	6.78	± 10	EPA 2023

	Standard	Calibration Value	Acceptance Criteria	Reference
Turbidity (NTU)	0.00	0	± 10% of standard	EPA 2023
	1.00	1.07		
	10.00	10.86		

Calibration Check					
Time Start	15:50	Time Finish	15:57		
Parameter	Standard	Calibration Value	Calibration Solution Temperature (°C)	Acceptance Criteria	Reference
Specific Conductance (µS/cm)	4,490	4,210.10	15.05	± 10% of standard	EPA 2023
pH (SU)	4.00	4.13	15.03	± 0.1	GWMP
pH (SU)	7.00	7.12	15.09	± 0.1	GWMP
pH (SU)	10.00	10.14	18.48	± 0.1	GWMP

	Standard	Calibration Value	Acceptance Criteria	Reference
Turbidity (NTU)	0.00	0	± 10% of standard	EPA 2023
	1.00	1.01		
	10.00	10.75		

Notes:

Start of Day:

End of Day:

Field Instrumentation Calibration Form

Site Name: Plant Bowen AP

Date: 04/09/2025

Calibrated By: Natalie Piparo

Field Conditions: H 67, L 37

Instrument	Manufactuer/ Model	Serial Number
Water Quality Meter	AquaTroll 400	1082817
Turbidity Meter	LaMotte 2020	20680320

Calibration Standard Information				
Parameter	Standard	Lot #	Date of Expiration	Brand
Specific Conductance (µS/cm)	4,490	24010943	05/2025	Atlanta Instrument Rental, Inc.
pH (SU)	4.00	24010943	05/2025	Atlanta Instrument Rental, Inc.
pH (SU)	7.00	24008587	06/2025	Atlanta Instrument Rental, Inc.
pH (SU)	10.00	24004996	06/2025	Atlanta Instrument Rental, Inc.
D.O. (%)	N/A	24010943	05/2025	Atlanta Instrument Rental, Inc.
ORP (mV)	228.0	24006903	05/2025	Atlanta Instrument Rental, Inc.

Calibration					
Time Start	08:38	Time Finish	08:55		
Parameter	Standard	Calibration Value	Calibration Solution Temperature (°C)	Acceptance Criteria	Reference
D.O. (%)	N/A	96.66	5.00	± 10%	NA
Specific Conductance (µS/cm)	4,490	4,667.00	6.97	± 10% of standard	EPA 2023
pH (SU)	4.00	4.14	8.06	± 0.1	GWMP
pH (SU)	7.00	6.95	7.85	± 0.1	GWMP
pH (SU)	10.00	10.01	7.89	± 0.1	GWMP
ORP (mV)	228.0	256.70	7.70	± 10	EPA 2023

	Standard	Calibration Value	Acceptance Criteria	Reference
Turbidity (NTU)	0.00	0.01	± 10% of standard	EPA 2023
	1.00	0.96		
	10.00	10.45		

Calibration Check					
Time Start	16:03	Time Finish	16:10		
Parameter	Standard	Calibration Value	Calibration Solution Temperature (°C)	Acceptance Criteria	Reference
Specific Conductance (µS/cm)	4,490	4,214.30	16.83	± 10% of standard	EPA 2023
pH (SU)	4.00	4.05	9.59	± 0.1	GWMP
pH (SU)	7.00	7.10	17.19	± 0.1	GWMP
pH (SU)	10.00	9.99	19.05	± 0.1	GWMP

	Standard	Calibration Value	Acceptance Criteria	Reference
Turbidity (NTU)	0.00	0.02	± 10% of standard	EPA 2023
	1.00	0.96		
	10.00	10.22		

Notes:

Start of Day:

End of Day:

APPENDIX B

Injection Field Forms

Injectate Batch Preparation Log

Project Name: Plant Bowen Injection
Project Number: GW6581H
Date: 4/22/2025

Page __1__ of __1__
Field Personnel: Dan Gibbs, Labdhi Kagdi, Mintao Lu, Karlos Moten, Shannon McDonald, Shawn Milam, Sean Denty, Naclane Dixon
Weather Low 60F High 70F, P. Cloudy/Rain/Thunderstorms

Batch #	Tank Fill			Bicarbonate		Geochemical Parameters						Comments
	Start Time (hr:mm)	End Time (hr:mm)	Volume (gallons)	Time (hr:mm)	Amount (lb)	Time (hr:mm)	Temp (°C)	pH (SU)	Sp. Cond ($\mu s/cm^3$)	DO (mg/L)	ORP (mV)	
1			250	15:43	0			N/A	N/A			Potable water for water test

Injectate Batch Preparation Log

Project Name: Plant Bowen Injection
Project Number: GW6581H
Date: 4/23/2025

Page __1__ of __1__
Field Personnel: Dan Gibbs, Labdhi Kagdi, Shannon McDonald, Karlos Moten, Shawn Milam, Kevin Stephenson
Weather Low 61F High 79F, Sunny with chance of T-Storms

Batch #	Tank Fill			Bicarbonate		Geochemical Parameters						Comments
	Start Time (hr:mm)	End Time (hr:mm)	Volume (gallons)	Time (hr:mm)	Amount (lb)	Time (hr:mm)	Temp (°C)	pH (SU)	Sp. Cond ($\mu s/cm^3$)	DO (mg/L)	ORP (mV)	
2			250	10:35	6			8.43	2,442			3 g/L Sodium Bicarbonate
3			250	12:34	6			8.58	2,460			3 g/L Sodium Bicarbonate
4			250	14:44	6			8.63	2,494			3 g/L Sodium Bicarbonate

Injectate Batch Preparation Log

Project Name: Plant Bowen Injection
Project Number: GW6581H
Date: 4/24/2025

Page __1__ of __1__
Field Personnel: Dan Gibbs, Labdhi Kagdi, Shannon McDonald, Karlos Moten, Shawn Milam, Kevin Mace
Weather Low 62F High 73F, Overcast with chance of T-Storms

Batch #	Tank Fill			Bicarbonate		Geochemical Parameters						Comments
	Start Time (hr:mm)	End Time (hr:mm)	Volume (gallons)	Time (hr:mm)	Amount (lb)	Time (hr:mm)	Temp (°C)	pH (SU)	Sp. Cond ($\mu s/cm^3$)	DO (mg/L)	ORP (mV)	
5			250	9:15	13			8.67	4,760			6 g/L Sodium Bicarbonate
6			250	11:00	13			8.56	6,004			6 g/L Sodium Bicarbonate
7			250	12:15	13			8.60	6,335			6 g/L Sodium Bicarbonate
8			250	13:45	13			8.61	6,127			6 g/L Sodium Bicarbonate
9			250	15:25	13			8.52	6,076			6 g/L Sodium Bicarbonate

Injectate Batch Preparation Log

Project Name: Plant Bowen Injection
Project Number: GW6581H
Date: 4/25/2025

Page __1__ of __1__
Field Personnel: Dan Gibbs, Labdhi Kagdi, Shannon McDonald, Karlos Moten, Shawn Milam, Kevin Mace
Weather Low 62F High 73F, cloudy

Batch #	Tank Fill			Bicarbonate		Geochemical Parameters						Comments
	Start Time (hr:mm)	End Time (hr:mm)	Volume (gallons)	Time (hr:mm)	Amount (lb)	Time (hr:mm)	Temp (°C)	pH (SU)	Sp. Cond ($\mu s/cm^3$)	DO (mg/L)	ORP (mV)	
10			250	8:23	13			8.51	5,734			6 g/L Sodium Bicarbonate
11			250	10:01	13			8.59	6,213			6 g/L Sodium Bicarbonate
12			250	11:37	13			8.60	5,066			6 g/L Sodium Bicarbonate
13			250	13:22	13			8.53	6,399			6 g/L Sodium Bicarbonate
14			250	14:49	13			8.53	5,552			6 g/L Sodium Bicarbonate

Injectate Batch Preparation Log

Project Name: Plant Bowen Injection
Project Number: GW6581H
Date: 4/26/2025

Page __1__ of __1__
Field Personnel: Labdhi Kagdi, Shannon McDonald, Karlos Moten, Shawn Milam
Weather Low 64F High 74F, cloudy

Batch #	Tank Fill			Bicarbonate		Geochemical Parameters						Comments
	Start Time (hr:mm)	End Time (hr:mm)	Volume (gallons)	Time (hr:mm)	Amount (lb)	Time (hr:mm)	Temp (°C)	pH (SU)	Sp. Cond ($\mu s/cm^3$)	DO (mg/L)	ORP (mV)	
15			250	8:51	13			8.65	6,179			6 g/L Sodium Bicarbonate
16			250	10:20	13			8.62	4,630			6 g/L Sodium Bicarbonate
17			250	11:53	13			8.56	6,651			6 g/L Sodium Bicarbonate
18			250	13:34	13			8.62	5,665			6 g/L Sodium Bicarbonate
19			250	15:09	13			8.55	5,733			6 g/L Sodium Bicarbonate

Injectate Batch Preparation Log

Project Name: Plant Bowen Injection
Project Number: GW6581H
Date: 4/27/2025

Page __1__ of __1__
Field Personnel: Labdhi Kagdi, Shannon McDonald, Karlos Moten, Shawn Milam
Weather Low 64F High 74F, clear

Batch #	Tank Fill			Bicarbonate		Geochemical Parameters						Comments
	Start Time (hr:mm)	End Time (hr:mm)	Volume (gallons)	Time (hr:mm)	Amount (lb)	Time (hr:mm)	Temp (°C)	pH (SU)	Sp. Cond ($\mu s/cm^3$)	DO (mg/L)	ORP (mV)	
20			250	9:20	13			8.67	6,189			6 g/L Sodium Bicarbonate
21			250	11:05	13			8.63	4,609			6 g/L Sodium Bicarbonate
22			100	13:20	0			N/A	N/A			Portable water for decon

Injection Log

Project Name:	Plant Bowen Injection	**Date:** 4/22/2025	Page 1 of 1
Project Number:	GW6581H	**Weather:**	Low 60F High 70F, P. Cloudy/Rain/Thunderstorms
Field Personnel:	Dan Gibbs, Labdhi Kagdi, Mintao Lu, Karlos Moten, Shannon McDonald, Shawn Milam, Sean Denty, Naclane Dixon	**Activity:**	Pilot Injection

Location: Euharlee, GA	**Start: Date 4/22/2025 Time 15:43**	**Finish: Date 4/22/2025 Time 17:40**

Well ID	Start Time (hr:mm)	Stop Time (hr:mm)	Volume Injected (gal)	Injection Pressure (psi)	Flowrate (GPM)	Notes
INW-01	15:43	17:40	250	<1	2.04	Water Test

Injection Log

Project Name: Plant Bowen Injection
Date: 4/23/2025
Page 1 of 1
Project Number: GW6581H
Weather: Low 61F High 79F, Sunny with chance of T-Storms
Field Personnel: Dan Gibbs, Labdhi Kagdi, Shannon McDonald, Karlos Moten, Shawn Milam, Kevin Stephenson
Activity: Pilot Injection

Location: Euharlee, GA
Start: Date 4/23/2025 **Time** 10:51
Finish: Date 4/23/2025 **Time** 16:58

Well ID	Start Time (hr:mm)	Stop Time (hr:mm)	Volume Injected (gal)	Injection Pressure (psi)	Flowrate (GPM)	Notes
INW-01	10:51	15:11	250	<1	1.3	Batch 1
	14:25	15:11	250	<1	0.63	Remainder of Batch 1
	13:20	14:25	250	<1	3.78	Batch 2
	15:11	16:58	250	<1	2.12	Batch 3

Injection Log

Project Name:	Plant Bowen Injection	**Date:** 4/24/2025	Page 1 of 1
Project Number:	GW6581H	**Weather:**	Low 62F High 73F, Overcast with chance of T-Storms
Field Personnel:	Dan Gibbs, Labdhi Kagdi, Shannon McDonald, Karlos Moten, Shawn Milam, Kevin Mace	**Activity:**	Pilot Injection

Location: Euharlee, GA	**Start: Date** 4/24/2025 **Time** 9:46	**Finish: Date** 4/24/2025 **Time** 17:31

Well ID	Start Time (hr:mm)	Stop Time (hr:mm)	Volume Injected (gal)	Injection Pressure (psi)	Flowrate (GPM)	Notes
INW-01	9:46	11:24	250	<1	2.60	Batch 4
	11:24	12:47	250	<1	2.83	Batch 5
	12:47	14:22	250	<1	2.57	Batch 6
	14:22	15:51	250	<1	2.80	Batch 7
	15:51	17:31	250	<1	2.33	Batch 8

Injection Log

Project Name: Plant Bowen Injection
Date: 4/25/2025
Page 1 of 1
Project Number: GW6581H
Weather: Low 62F High 73F, cloudy
Field Personnel: Dan Gibbs, Labdhi Kagdi, Shannon McDonald, Karlos Moten, Shawn Milam, Kevin Mace
Activity: Pilot Injection

Location: Euharlee, GA
Start: Date 4/25/2025 **Time** 8:59
Finish: Date 4/25/2025 **Time** 17:00

Well ID	Start Time (hr:mm)	Stop Time (hr:mm)	Volume Injected (gal)	Injection Pressure (psi)	Flowrate (GPM)	Notes
INW-01	8:59	10:34	250	<1	2.52	Batch 9
	10:34	12:04	250	<1	2.54	Batch 10
	12:04	13:44	250	<1	2.36	Batch 11
	13:44	15:13	250	<1	2.80	Batch 12
	15:13	17:00	250	<1	2.28	Batch 13

Injection Log

Project Name:	Plant Bowen Injection	**Date:**	4/26/2025	Page 1 of 1	
Project Number:	GW6581H	**Weather:**	Low 64F High 74F, cloudy		
Field Personnel:	Labdhi Kagdi, Shannon McDonald, Karlos Moten, Shawn Milam	**Activity:**	Pilot Injection		

Location: Euharlee, GA	**Start: Date** 4/26/2025 **Time** 9:03	**Finish: Date** 4/26/2025 **Time** 16:54

Well ID	Start Time (hr:mm)	Stop Time (hr:mm)	Volume Injected (gal)	Injection Pressure (psi)	Flowrate (GPM)	Notes
INW-01	9:03	10:43	250	<1	2.48	Batch 14
	10:43	12:15	250	<1	2.55	Batch 15
	12:15	13:57	250	<1	2.34	Batch 16
	13:57	15:24	250	<1	2.55	Batch 17
	15:24	16:54	250	<1	2.87	Batch 18

Injection Log

Project Name:	Plant Bowen Injection	**Date:** 4/27/2025	Page 1 of 1
Project Number:	GW6581H	**Weather:**	Low 64F High 74F, clear
Field Personnel:	Labdhi Kagdi, Shannon McDonald, Karlos Moten, Shawn Milam	**Activity:**	Pilot Injection

Location: Euharlee, GA	**Start: Date** 4/27/2025 **Time** 9:37	**Finish: Date** 4/27/2025 **Time** 13:20

Well ID	Start Time (hr:mm)	Stop Time (hr:mm)	Volume Injected (gal)	Injection Pressure (psi)	Flowrate (GPM)	Notes
INW-01	9:37	11:26	250	<1	2.14	Batch 19
	11:20	13:16	250	<1	2.43	Batch 20
	13:16	13:20	100	<1	N/R	Portable water for decon

FIELD PARAMETER MONITORING LOG

Plant Bowen AP-1 BGWC-22 Pilot Study

Well ID	Screened Interval (ft)	Date	Time	pH	DO	ORP	Conductivity	Temperature	Comments (e.g., Water Level, color, odor, precipitates, etc.)
				s.u.	(mg/L)	(mV)	(µS/cm)	(°C)	
PT-02	661.63-651.63	4/22/2025	15:40	7.29	--	--	2637	18.17	Start of 4/22 water test
PT-05	656.54-646.54			7.06	--	--	1473	18.14	
PT-02	661.63-651.63		17:40	7.24	--	--	2641	18.16	End of 4/22 water test
PT-05	656.54-646.54			7.08	--	--	1705	18.11	
PT-02	661.63-651.63	4/23/2025	10:50	7.28	--	--	2643	18.26	Start of 4/23 injection
PT-05	656.54-646.54			7.07	--	--	1523	18.14	
PT-02	661.63-651.63		17:00	7.30	--	--	2748	18.14	End of 4/23 injection
PT-05	656.54-646.54			7.15	--	--	1802	18.11	
PT-02	661.63-651.63	4/24/2025	9:50	7.44	--	--	2716	18.25	Start of 4/24 injection
PT-04	657.10-647.10			--	--	--	2160	--	
PT-05	656.54-646.54			7.08	--	--	1504	18.14	
PT-02	661.63-651.63		17:30	7.44	--	--	2916	18.14	End of 4/24 injection
PT-04	657.10-647.10			--	--	--	3818	--	
PT-05	656.54-646.54			7.12	--	--	1895	18.11	
PT-02	661.63-651.63	4/25/2025	9:00	7.64	--	--	3144	18.41	Start of 4/25 injection
PT-05	656.54-646.54			7.13	--	--	1833	18.14	
PT-04	657.10-647.10		10:00	--	--	--	3815	--	
PT-02	661.63-651.63		17:00	7.56	--	--	3184	18.15	End of 4/25 injection
PT-04	657.10-647.10			--	--	--	4590	--	
PT-05	656.54-646.54			7.03	--	--	2119	18.11	
PT-04	657.10-647.10	4/26/2025	8:50	--	--	--	3905	--	Start of 4/26 injection
PT-02	661.63-651.63		9:00	8.20	--	--	3105	18.63	
PT-05	656.54-646.54			6.98	--	--	1273	18.14	
PT-04	657.10-647.10		16:30	--	--	--	4975	--	End of 4/26 injection
PT-02	661.63-651.63		17:00	8.12	--	--	3083	18.16	
PT-05	656.54-646.54			6.98	--	--	2243	18.11	
PT-02	661.63-651.63	4/27/2025	10:00	8.20	--	--	3320	18.56	Start of 4/27 injection
PT-05	656.54-646.54			7.05	--	--	1945	18.13	
PT-04	657.10-647.10		10:20	--	--	--	5052	--	
PT-02	661.63-651.63		13:20	8.10	--	--	3257	18.18	End of 4/27 injection
PT-04	657.10-647.10			--	--	--	5310	--	
PT-05	656.54-646.54			6.98	--	--	2253	18.11	

-- - not measured
DO - dissolved oxygen
ORP - oxidation-reduction potential
mV - millivolt
µS/cm - microsiemens per centimeter
s.u. - standard unit
°C - degrees Celsius
Note:
(1) PT-02 and PT-05 readings are collected from down-well monitoring instrumentations.

WATER LEVEL MONITORING LOG
Plant Bowen, GA

Well ID	Date	Time	Top of Casing	Ground	Depth to Water	Groundwater Elevation
			ft	ft	ft. bTOC	NAVD88
PT-02	4/22/2025	15:40	694.95	692.06	--	661.97
PT-04			691.68	692.06	--	--
PT-05			691.43	691.80	--	665.69
PT-06			691.31	691.78	--	667.52
PT-02	4/22/2025	17:40	694.95	692.06	--	662.33
PT-04			691.68	692.06	--	--
PT-05			691.43	691.80	--	667.61
PT-06			691.31	691.78	--	667.88
PT-02	4/23/2025	10:50	694.95	692.06	--	662.04
PT-04			691.68	692.06	--	--
PT-05			691.43	691.80	--	665.76
PT-06			691.31	691.78	--	667.66
PT-02	4/23/2025	17:00	694.95	692.06	--	662.55
PT-04			691.68	692.06	--	--
PT-05			691.43	691.80	--	667.42
PT-06			691.31	691.78	--	668.13
PT-02	4/24/2025	9:50	694.95	692.06	--	662.64
PT-04			691.68	692.06	26.29	665.39
PT-05			691.43	691.80	--	666.26
PT-06			691.31	691.78	--	668.31
PT-02	4/24/2025	17:30	694.95	692.06	--	663.02
PT-04			691.68	692.06	23.95	666.04
PT-05			691.43	691.80	--	668.15
PT-06			691.31	691.78	--	669.01
PT-02	4/25/2025	9:00	694.95	692.06	--	662.82
PT-05			691.43	691.80	--	666.48
PT-06			691.31	691.78	--	668.50
PT-04		10:00	691.68	692.06	24.61	667.07
PT-02	4/25/2025	17:00	694.95	692.06	--	663.30
PT-04			691.68	692.06	24.10	665.66
PT-05			691.43	691.80	--	668.03
PT-06			691.31	691.78	--	669.04
PT-02	4/26/2025	9:00	694.95	692.06	--	663.39
PT-04			691.68	692.06	--	664.05
PT-05			691.43	691.80	--	666.96
PT-06			691.31	691.78	--	669.22

WATER LEVEL MONITORING LOG
Plant Bowen, GA

Well ID	Date	Time	Top of Casing	Ground	Depth to Water	Groundwater Elevation
			ft	ft	ft. bTOC	NAVD88
PT-02	4/26/2025	17:00	694.95	692.06	--	664.02
PT-04			691.68	692.06	--	665.82
PT-05			691.43	691.80	--	668.47
PT-06			691.31	691.78	--	670.12
PT-02	4/27/2025	9:20	694.95	692.06	--	650.38
PT-05			691.43	691.80	--	667.37
PT-06			691.31	691.78	--	669.63
PT-04		9:40	691.68	692.06	--	664.77
PT-02	4/27/2025	13:20	694.95	692.06	--	664.04
PT-04			691.68	692.06	--	665.75
PT-05			691.43	691.80	--	668.34
PT-06			691.31	691.78	--	670.05

-- - not measured
ft. bTOC - feet below top of casing
NAVD88 - North American Vertical Datum of 1988
Note:
(1) PT-02, PT-05, PT-06 water level readings are collected from down-well monitoring instrumentations.

APPENDIX B

Injection Field Forms (July 2025)

Injectate Batch Preparation Log

Project Name: Plant Bowen Pilot Study
Project Number: GW6581H
Date: 7/7/2025

Field Personnel: Mintao Lu, Amanda Tomlinson, Dan Gibbs, CFS
Weather Sunny

Batch #	Tank Fill			Bicarbonate		Geochemical Parameters						Comments
	Start Time (hr:mm)	End Time (hr:mm)	Volume (gallons)	Time (hr:mm)	Amount (lb)	Time (hr:mm)	Temp (°C)	pH (SU)	Sp. Cond ($\mu s/cm_3$)	DO (mg/L)	ORP (mV)	
1	12:06	12:08	250	12:10	1	12:30	31.51	8.88	845.5	7.76	-81.2	Geochemical parameters
												collected from transducer

Injectate Batch Preparation Log

Project Name: Plant Bowen Pilot Study
Project Number: GW6581H
Date: 7/8/2025

Field Personnel: Mintao Lu, Amanda Tomlinson, CFS
Weather Sunny

Batch #	Tank Fill			Bicarbonate		Geochemical Parameters						Comments
	Start Time (hr:mm)	End Time (hr:mm)	Volume (gallons)	Time (hr:mm)	Amount (lb)	Time (hr:mm)	Temp (°C)	pH (SU)	Sp. Cond ($\mu s/cm_3$)	DO (mg/L)	ORP (mV)	
2	16:08	16:10	250	08:40	1	09:10	30.11	8.83	899.2	7.94	-41.4	Tank filled on 7/7/2025.

Note: Geochemical parameters collected from transducer.

Injectate Batch Preparation Log

Project Name: Plant Bowen Pilot Study
Project Number: GW6581H
Date: 7/14/2025

Field Personnel: ML, CFS
Weather Sunny

Batch #	Tank Fill			Bicarbonate		Geochemical Parameters						Comments
	Start Time (hr:mm)	End Time (hr:mm)	Volume (gallons)	Time (hr:mm)	Amount (lb)	Time (hr:mm)	Temp (°C)	pH (SU)	Sp. Cond ($\mu s/cm^3$)	DO (mg/L)	ORP (mV)	
3	13:34	13:35	250	09:28	1	09:50	31.36	8.81	912.1	2.13	-95.2	Tank filled on 7/11/2025.
4	10:51	10:54	250	10:54	1	11:10	33.39	9.07	901.4	0.32	-174.4	
5	11:28	11:30	250	12:54	1	13:10	34.53	9.06	868.8	3.42	-111.6	

Note: Geochemical parameters collected from transducer.

Injectate Batch Preparation Log

Project Name: Plant Bowen Pilot Study
Project Number: GW6581H
Date: 7/16/2025

Field Personnel: ML, AT, CFS
Weather Sunny

Batch #	Tank Fill			Bicarbonate		Geochemical Parameters						Comments
	Start Time (hr:mm)	End Time (hr:mm)	Volume (gallons)	Time (hr:mm)	Amount (lb)	Time (hr:mm)	Temp (°C)	pH (SU)	Sp. Cond (µs/cm^3)	DO (mg/L)	ORP (mV)	
6	13:12	13:14	250	08:29	1	08:10	30.11	8.83	899.2	7.94	-41.4	Tank filled on 7/14/2025.
7	08:51	08:53	250	10:16	1	10:40	32.43	9.17	902.1	3.45	-82.6	
8	10:33	10:35	250	11:43	1	12:00	32.38	9.44	873.9	6.97	-65.7	
9	12:00	12:02	250	13:12	1	13:30	32.75	9.40	848.0	6.92	-67.2	

Note: Geochemical parameters collected from transducer.

Injectate Batch Preparation Log

Project Name: Plant Bowen Pilot Study
Project Number: GW6581H
Date: 7/17/2025

Page 1 of 1

Field Personnel: ML, AT, CFS
Weather Sunny

Batch #	Tank Fill			Bicarbonate		Geochemical Parameters						Comments
	Start Time (hr:mm)	End Time (hr:mm)	Volume (gallons)	Time (hr:mm)	Amount (lb)	Time (hr:mm)	Temp (°C)	pH (SU)	Sp. Cond (µs/cm^3)	DO (mg/L)	ORP (mV)	
10	13:30	13:32	250	08:17	1	08:40	30.54	9.05	880.4	6.92	-50.2	Tank filled on 7/16/2025.
11	08:34	08:37	250	09:56	1	10:20	32.56	9.64	860.1	7.31	-58.3	
12	10:20	10:20	250	11:34	1	11:50	32.32	9.72	854.4	8.46	-66.2	
13	12:15	12:17	250	13:15	1	13:30	33.43	9.50	851.0	9.15	-60.9	

Note: Geochemical parameters collected from transducer.

Injection Log

Project Name:	Plant Bowen Pilot Study	**Date:**	7/7/2025	Page 1 of 1	
Project Number:	GW6581H	**Weather:**	Sunny		
Field Personnel:	Mintao Lu, Amanda Thomlinson, Dan Gibbs, CFS	**Activity:**	Geochemical injection		

Location: Euharlee, GA	**Start: Date** 7/7/2025 **Time** 11:30	**Finish: Date** 7/7/2025 **Time** 16:18

Well ID	Start Time (hr:mm)	Stop Time (hr:mm)	Volume Injected (gal)	Injection Pressure (psi)	Flowrate (GPM)	Notes
INW-01	11:30	11:40	11	<1	1	Potable Water
	12:22	16:48	232	<1	1	Batch 1

Injection Log

Project Name:	Plant Bowen Pilot Study	**Date:** 7/8/2025	Page 1 of 1	
Project Number:	GW6581H	**Weather:** Partly Couldy		
Field Personnel:	Mintao Lu, Amanda Thomlinson, CFS	**Activity:** Geochemical injection		

Location: Euharlee, GA	**Start: Date** 7/8/2025 **Time** 08:56	**Finish: Date** 7/8/2025 **Time** 12:55

Well ID	Start Time (hr:mm)	Stop Time (hr:mm)	Volume Injected (gal)	Injection Pressure (psi)	Flowrate (GPM)	Notes
INW-01	08:56	13:55	229	<1	1	Batch 2

Injection Log

Project Name:	Plant Bowen Pilot Study	**Date:**	7/14/2025	Page 1 of 1	
Project Number:	GW6581H	**Weather:**	Sunny		
Field Personnel:	Mintao Lu, Amanda Thomlinson, CFS	**Activity:**	Geochemical injection		

Location: Euharlee, GA	**Start: Date** 7/14/2025 **Time** 09:48	**Finish: Date** 7/14/2025 **Time** 15:16

Well ID	Start Time (hr:mm)	Stop Time (hr:mm)	Volume Injected (gal)	Injection Pressure (psi)	Flowrate (GPM)	Notes
INW-01	09:48	10:56	226	<1	3.3	Batch 3
	11:14	13:10	228	<1	2.0	Batch 4
	13:12	15:16	232	<1	1.9	Batch 5

Injection Log

Project Name: Plant Bowen Pilot Study
Date: 7/16/2025
Page 1 of 1
Project Number: GW6581H
Weather: Sunny
Field Personnel: Mintao Lu, Amanda Thomlinson, CFS
Activity: Geochemical injection

Location: Euharlee, GA
Start: Date 7/16/2025 **Time** 08:46
Finish: Date 7/16/2025 **Time** 14:52

Well ID	Start Time (hr:mm)	Stop Time (hr:mm)	Volume Injected (gal)	Injection Pressure (psi)	Flowrate (GPM)	Notes
INW-01	08:46	10:28	229	<1	2.2	Batch 6
	10:33	11:50	229	<1	2.8	Batch 7
	12:00	13:20	230	<1	2.9	Batch 8
	13:29	14:52	232	<1	2.8	Batch 9

Injection Log

Project Name: Plant Bowen Pilot Study
Date: 7/17/2025
Page 1 of 1
Project Number: GW6581H
Weather: Sunny
Field Personnel: Mintao Lu, Amanda Thomlinson, CFS
Activity: Geochemical injection

Location: Euharlee, GA
Start: Date 7/17/2025 **Time** 08:34
Finish: Date 7/17/2025 **Time** 17:06

Well ID	Start Time (hr:mm)	Stop Time (hr:mm)	Volume Injected (gal)	Injection Pressure (psi)	Flowrate (GPM)	Notes
INW-01	08:34	10:16	234	<1	2.3	Batch 10
	10:19	11:55	231	<1	2.4	Batch 11
	11:58	13:35	231	<1	2.4	Batch 12
	13:38	15:19	239	<1	2.4	Batch 13
	16:19	17:06	90	<1	1.9	Potable water

FIELD PARAMETER MONITORING LOG

Plant Bowen AP-1 BGWC-22 Pilot Study

Well ID	Screened Interval	Date	Time	pH	DO	ORP	Conductivity	Temperature	Comments (e.g., Water Level, color, odor, precipitates, etc.)
				s.u.	(mg/L)	(mV)	(µS/cm)	(ºC)	
PT-04	657.1 - 647.1	7/7/2025	8:21	6.92	0.10	-26.4	1990	19.69	Baseline / Pre-injection
			16:31	6.99	0.17	99.4	1937	22.73	Post-injection (Batch 1)
		7/8/2025	8:26	6.99	0.16	35.8	1913	20.19	Pre-injection
			13:34	7.03	0.16	18.6	1889	21.42	Post-injection (Batch 2)
			15:44	7.07	0.43	-8.8	1848	21.26	
			16:57	7.07	0.14	-31.1	1724	21.59	
		7/9/2025	8:23	7.13	0.10	-8.1	1767	19.64	
			9:36	7.15	0.10	-16.5	1741	20.29	
			10.43	7.15	0.09	-1.5	1735	21.15	
			11:42	7.16	0.08	5.9	1720	21.37	
			15:54	7.16	0.07	18.3	1676	23.29	
		7/10/2025	8:00	7.19	0.10	-2.9	1734	19.42	
			11:50	7.20	0.08	-6.9	1706	21.46	
			15:57	7.20	0.77	-24.53	1732	20.41	
		7/11/2025	8:05	7.18	0.19	35.6	1729	19.55	
			10:06	7.19	0.13	16.7	1713	21.60	
			12:03	7.20	0.07	-40.7	1771	21.73	
		7/14/2025	8:30	7.22	0.11	-34.7	1786	19.78	Pre-injection
			16:42	7.47	0.67	4.9	1234	20.62	Post-injection (Batch 3-5)
		7/15/2025	8:16	7.35	0.11	-26.5	1400	19.33	
			12:06	7.36	0.10	-40.5	1443	20.70	
			16:12	7.34	0.09	-29.7	1429	20.93	
		7/16/2025	7:59	7.30	0.11	-53.5	1576	19.77	Pre-injection
			15:44	7.56	0.42	-39.6	1111	21.11	Post-injection (Batch 6-9)
		7/17/2025	7:51	7.48	0.138	-30.5	1230	19.95	Pre-injection
			15:42	7.55	0.306	-36.0	1135	20.99	Post-injection (Batch 10-13)
		7/18/2025	8:20	7.55	0.179	-11.5	1112	19.59	

DO - dissolved oxygen
ORP - oxidation-reduction potential
mV - millivolt
µS/cm - microsiemens per centimeter
s.u. - standard unit
°C - degrees Celsius

FIELD PARAMETER MONITORING LOG

Plant Bowen AP-1 BGWC-22 Pilot Study

Well ID	Screened Interval	Date	Time	pH	DO	ORP	Conductivity	Temperature	Comments (e.g., Water Level, color, odor, precipitates, etc.)
				s.u.	(mg/L)	(mV)	(µS/cm)	(ºC)	
PT-02	661.6 -651.6	7/9/2025	8:26	7.05	0.09	313.6	1689	20.27	Baseline / Pre-injection
			9:41	7.02	0.16	518.6	1712	21.1	
			10:47	7.04	0.14	550.6	1749	21.5	
			11:40	7.03	0.08	564.4	1719	22.22	
			16:19	7.04	0.18	384.8	1757	20.14	Post-injection (Batch 1)
		7/10/2025	8:05	7.04	0.18	384.8	1757	20.14	Pre-injection, DTW=30.9 ft BTOC
			11:53	7.03	0.29	483.3	1767	22.17	
			15:50	7.03	0.32	383.5	1736	23.12	Post-injection (Batch 2)
		7/11/2025	8:10	7.04	0.35	185.6	1790	19.97	
			10:07	7.03	0.18	194.9	1767	21.64	
			12:06	7.03	0.13	390.8	1764	21.71	
		7/14/2025	8:28	7.03	1.31	236.8	1815	20.02	Pre-injection
			9:25	7.02	0.08	353.0	1796	20.26	DTW = 28.94 ft BTOC
			16:04	7.30	1.87	409.5	1871	20.97	Post-injection, DTW=30.49 ft BTOC
		7/15/2025	8:19	7.17	0.11	282.3	1551	19.70	
			12:18	7.20	0.10	459.6	1574	20.84	
			15:35	7.15	0.12	408.1	1582	22.49	DTW = 30.85 ft BTOC
		7/16/2025	8:00	7.15	0.11	117.3	1653	20.27	Pre-injection, DTW=30.96 ft BTOC
			15:35	7.46	2.00	358.7	1173	21.34	Post-injection, DTW=30.28 ft BTOC
		7/17/2025	7:56	7.26	0.109	129.9	1453	19.77	Pre-injection, DTW=30.76 ft BTOC
			16:05	7.51	1.823	363.2	1113	21.13	Post-injection, DTW=30.24 ft BTOC
		7/18/2025	8:27	7.31	0.136	317.6	1326	19.70	DTW = 30.64 ft BTOC

DO - dissolved oxygen
ORP - oxidation-reduction potential
mV - millivolt
µS/cm - microsiemens per centimeter
s.u. - standard unit
°C - degrees Celsius

WATER LEVEL MONITORING LOG
Plant Bowen, GA

Well ID	Date	Time	Top of Casing	Ground	Depth to Water	Groundwater Elevation
			ft	ft	ft. bTOC	NAVD88
PT-04	7/7/2025	8:51	691.68	692.06	27.60	664.08
		16:20	691.68	692.06	27.20	664.48
	7/8/2025	7:56	691.68	692.06	27.85	663.83
		8:55	691.68	692.06	27.62	664.06
		9:55	691.68	692.06	27.24	664.44
		10:55	691.68	692.06	27.16	664.52
		11:55	691.68	692.06	27.13	664.55
		12:55	691.68	692.06	27.16	664.52
		14:00	691.68	692.06	27.43	664.25
	7/9/2025	7:58	691.68	692.06	27.49	664.19
		9:38	691.68	692.06	27.88	663.80
		10:32	691.68	692.06	27.61	664.07
		15:42	691.68	692.06	27.60	664.08
	7/10/2025	7:45	691.68	692.06	28.01	663.67
		11:38	691.68	692.06	27.62	664.06
		15:40	691.68	692.06	27.64	664.04
	7/11/2025	7:50	691.68	692.06	27.53	664.15
		9:55	691.68	692.06	28.00	663.68
		11:50	691.68	692.06	27.69	663.99
	7/14/2025	8:12	691.68	692.06	27.74	663.94
		10:07	691.68	692.06	26.88	664.80
		11:00	691.68	692.06	26.61	665.07
		12:04	691.68	692.06	26.36	665.32
		12:59	691.68	692.06	26.08	665.60
		14:10	691.68	692.06	26.15	665.53
		15:08	691.68	692.06	26.14	665.54
		15:20	691.68	692.06	26.50	665.18
	7/15/2025	8:14	691.68	692.06	27.35	664.33
		11:53	691.68	692.06	27.64	664.04
		15:57	691.68	692.06	27.66	664.02
	7/16/2025	8:02	691.68	692.06	27.73	663.95
		9:05	691.68	692.06	27.01	664.67
		10:05	691.68	692.06	26.39	665.29
		11:05	691.68	692.06	25.92	665.76

ft. bTOC - feet below top of casing

WATER LEVEL MONITORING LOG
Plant Bowen, GA

Well ID	Date	Time	Top of Casing	Ground	Depth to Water	Groundwater Elevation
			ft	ft	ft. bTOC	NAVD88
PT-04	7/16/2025	12:03	691.68	692.06	26.20	665.48
		13:00	691.68	692.06	25.60	666.08
		14:00	691.68	692.06	25.55	666.13
		14:58	691.68	692.06	25.95	665.73
	7/17/2025	7:31	691.68	692.06	27.5	664.18
		8:50	691.68	692.06	26.79	664.89
		9:57	691.68	692.06	26.29	665.39
		11:00	691.68	692.06	25.99	665.69
		12:00	691.68	692.06	26.20	665.48
		13:02	691.68	692.06	25.82	665.86
		14:05	691.68	692.06	25.74	665.94
		15:22	691.68	692.06	25.91	665.77
	7/18/2025	8:00	691.68	692.06	27.38	664.30

ft. bTOC - feet below top of casing

APPENDIX C

Daily Groundwater Analytical Laboratory Results and Field Sampling Forms

Laboratory Analytical Reports

Pace Analytical Services, LLC
9800 Kincey Ave. Suite 100
Huntersville, NC 28078
(704)875-9092

June 24, 2025

Kristen Jurinko
Southern Co.
241 Ralph McGill Blvd NE
Bin 10160
Atlanta, GA 30308

RE: Project: Plant Bowen AP Pilot Study
Pace Project No.: 92795990

Dear Kristen Jurinko:

Enclosed are the analytical results for sample(s) received by the laboratory on May 09, 2025. The results relate only to the samples included in this report. Results reported herein conform to the applicable TNI/NELAC Standards and the laboratory's Quality Manual, where applicable, unless otherwise noted in the body of the report.

The test results provided in this final report were generated by each of the following laboratories within the Pace Network:

- Pace Analytical Services - Asheville
- Pace Analytical Services - West Columbia

Revision 1: Report revised to have the lab re-run Cobalt and Molybdenum a 1x dilution to meet the standard reporting limits/GWPS.

If you have any questions concerning this report, please feel free to contact me.

Sincerely,

Bonnie Vang

Bonnie Vang
bonnie.vang@pacelabs.com
704-977-0968
Project Manager

Enclosures

cc: Marty Crook, Geosyntec Consultants
Whitney Law, Geosyntec
Mintao Lu, Geosyntec
Laura Midkiff, Southern Co.
Caroline Nelson, Geosyntec
Kevin Stephenson, Southern Company

REPORT OF LABORATORY ANALYSIS

This report shall not be reproduced, except in full,
without the written consent of Pace Analytical Services, LLC.

Pace Analytical Services, LLC
9800 Kincey Ave. Suite 100
Huntersville, NC 28078
(704)875-9092

CERTIFICATIONS

Project:	Plant Bowen AP Pilot Study
Pace Project No.:	92795990

Pace Analytical Services Asheville

2225 Riverside Drive, Asheville, NC 28804
Florida/NELAP Certification #: E87648
North Carolina Drinking Water Certification #: 37712
North Carolina Wastewater Certification #: 40
South Carolina Laboratory ID: 99030
South Carolina Certification #: 99030001
Virginia/VELAP Certification #: 460222

Pace Analytical Services West Columbia

106 Vantage Point Drive, West Columbia, SC 29172
Alaska Dept. of Energy Conservation, Cert# 20-002
California ELAP, cert# 3049
DoD, DoD QSM V5.4, cert# I.2224
DOE, DoD/DOE QSM V5.4, cert# I.2224.01
Florida, Dept. of Health, cert# E87653-70
Georgia, Env. Protection Division, cert# E87653
Illinois, EPA NELAP, cert# 2000552024-9
Kansas, Dept. of Health and Environment, cert# E-10417
Kentucky, Dept. for Env. Protection, UST, cert# 103582
Kentucky, Dept. for Env. Protection, cert# 98037
Louisiana, Dept. of Environmental Quality, cert# 5125
North Carolina, DEQ, Water Resources, cert# 329
New Jersey, Dept. of Env. Protection, cert# NLC 240005
Oklahoma, Dept. of Env. Quality, cert# 2023-175
Oregon, ELAP, cert# 4181-006
Pennsylvania, Dept. of Env. Protection, cert# 003
South Carolina, Dept. of Env. Services, cert# 32010001
Texas, Commission on Env. Quality, cert# TX-C24-00083
Virginia, Dept. of General Services, cert# 13080
Wisconsin, Dept. of Natural Resources, cert# 399136100

This report shall not be reproduced, except in full,
without the written consent of Pace Analytical Services, LLC.

Pace Analytical Services, LLC
9800 Kincey Ave. Suite 100
Huntersville, NC 28078
(704)875-9092

SAMPLE SUMMARY

Project: Plant Bowen AP Pilot Study
Pace Project No.: 92795990

Lab ID	Sample ID	Matrix	Date Collected	Date Received
92795990001	**BOW-PT-02**	Water	04/22/25 13:15	05/09/25 17:25
92795990002	**BOW-PT-02**	Water	04/23/25 09:40	05/09/25 17:25
92795990003	**BOW-PT-02**	Water	04/24/25 08:40	05/09/25 17:25
92795990004	**BOW-PT-02**	Water	04/25/25 08:35	05/09/25 17:25
92795990005	**BOW-PT-02**	Water	04/27/25 09:15	05/09/25 17:25
92795990006	**BOW-PT-04**	Water	04/22/25 15:00	05/09/25 17:25
92795990007	**BOW-PT-04**	Water	04/23/25 09:35	05/09/25 17:25
92795990008	**BOW-PT-04**	Water	04/24/25 09:20	05/09/25 17:25
92795990009	**BOW-PT-04**	Water	04/25/25 08:05	05/09/25 17:25
92795990010	**BOW-PT-04**	Water	04/27/25 08:30	05/09/25 17:25
92795990011	**BOW-AP1-FD-01**	Water	04/27/25 00:00	05/09/25 17:25
92795990012	**BOW-AP-1-FB-01**	Water	04/25/25 07:30	05/09/25 17:25
92795990013	**BOW-AP-1-EB-01**	Water	04/25/25 09:30	05/09/25 17:25

This report shall not be reproduced, except in full,
without the written consent of Pace Analytical Services, LLC.

Pace Analytical Services, LLC
9800 Kincey Ave. Suite 100
Huntersville, NC 28078
(704)875-9092

SAMPLE ANALYTE COUNT

Project: Plant Bowen AP Pilot Study
Pace Project No.: 92795990

Lab ID	Sample ID	Method	Analysts	Analytes Reported
92795990001	**BOW-PT-02**	EPA 300.0 Rev 2.1 1993	JCM	2
		EPA 6020B	CBP	8
92795990002	**BOW-PT-02**	EPA 300.0 Rev 2.1 1993	JCM	2
		EPA 6020B	CBP	8
92795990003	**BOW-PT-02**	EPA 300.0 Rev 2.1 1993	JCM	2
		EPA 6020B	CBP	8
92795990004	**BOW-PT-02**	EPA 300.0 Rev 2.1 1993	JCM	2
		EPA 6020B	CBP	8
92795990005	**BOW-PT-02**	EPA 300.0 Rev 2.1 1993	JCM	2
		EPA 6020B	CBP	8
92795990006	**BOW-PT-04**	EPA 300.0 Rev 2.1 1993	JCM	2
		EPA 6020B	CBP	8
92795990007	**BOW-PT-04**	EPA 300.0 Rev 2.1 1993	JCM	2
		EPA 6020B	CBP	8
92795990008	**BOW-PT-04**	EPA 300.0 Rev 2.1 1993	JCM	2
		EPA 6020B	CBP	8
92795990009	**BOW-PT-04**	EPA 300.0 Rev 2.1 1993	JCM	2
		EPA 6020B	CBP	8
92795990010	**BOW-PT-04**	EPA 300.0 Rev 2.1 1993	JCM	2
		EPA 6020B	CBP	8
92795990011	**BOW-AP1-FD-01**	EPA 300.0 Rev 2.1 1993	JCM	2
		EPA 6020B	CBP	8
92795990012	**BOW-AP-1-FB-01**	EPA 300.0 Rev 2.1 1993	JCM	2
		EPA 6020B	CBP	8
92795990013	**BOW-AP-1-EB-01**	EPA 300.0 Rev 2.1 1993	JCM	2
		EPA 6020B	CBP	7

PASI-A = Pace Analytical Services - Asheville
PASI-WC = Pace Analytical Services - West Columbia

This report shall not be reproduced, except in full,
without the written consent of Pace Analytical Services, LLC.

Pace Analytical Services, LLC
9800 Kincey Ave. Suite 100
Huntersville, NC 28078
(704)875-9092

SUMMARY OF DETECTION

Project: Plant Bowen AP Pilot Study
Pace Project No.: 92795990

Lab Sample ID Method	Client Sample ID Parameters	Result	Units	Report Limit	Analyzed	Qualifiers
92795990001	**BOW-PT-02**					
EPA 300.0 Rev 2.1 1993	Chloride	352	mg/L	8.0	05/13/25 13:30	
EPA 300.0 Rev 2.1 1993	Sulfate	301	mg/L	8.0	05/13/25 13:30	
EPA 6020B	Boron	10.1	mg/L	2.0	05/28/25 23:37	
EPA 6020B	Calcium	308	mg/L	50.0	05/28/25 23:37	
EPA 6020B	Cobalt	0.0038J	mg/L	0.0050	06/16/25 13:04	
EPA 6020B	Magnesium	51.8	mg/L	2.5	05/28/25 23:37	
EPA 6020B	Molybdenum	0.029	mg/L	0.010	06/16/25 13:04	
EPA 6020B	Potassium	9.3J	mg/L	25.0	06/03/25 10:50	ED
EPA 6020B	Sodium	16.6J	mg/L	50.0	05/28/25 23:37	ED
92795990002	**BOW-PT-02**					
EPA 300.0 Rev 2.1 1993	Chloride	329	mg/L	8.0	05/13/25 14:00	
EPA 300.0 Rev 2.1 1993	Sulfate	283	mg/L	8.0	05/13/25 14:00	
EPA 6020B	Boron	9.7	mg/L	2.0	05/28/25 23:46	
EPA 6020B	Calcium	296	mg/L	50.0	05/28/25 23:46	
EPA 6020B	Cobalt	0.0033J	mg/L	0.0050	06/16/25 13:08	
EPA 6020B	Magnesium	48.6	mg/L	2.5	05/28/25 23:46	
EPA 6020B	Molybdenum	0.029	mg/L	0.010	06/16/25 13:08	
EPA 6020B	Potassium	8.7J	mg/L	25.0	06/03/25 11:00	ED
EPA 6020B	Sodium	16.0J	mg/L	50.0	05/28/25 23:46	ED
92795990003	**BOW-PT-02**					
EPA 300.0 Rev 2.1 1993	Chloride	241	mg/L	5.0	05/13/25 14:29	M1
EPA 300.0 Rev 2.1 1993	Sulfate	223	mg/L	5.0	05/13/25 14:29	M1
EPA 6020B	Boron	7.9	mg/L	2.0	05/28/25 23:55	
EPA 6020B	Calcium	213	mg/L	50.0	05/28/25 23:55	
EPA 6020B	Cobalt	0.0025J	mg/L	0.0050	06/16/25 13:13	
EPA 6020B	Magnesium	38.6	mg/L	2.5	05/28/25 23:55	
EPA 6020B	Molybdenum	0.036	mg/L	0.010	06/16/25 13:13	
EPA 6020B	Potassium	8.0J	mg/L	25.0	06/03/25 11:09	ED
EPA 6020B	Sodium	95.7	mg/L	50.0	05/28/25 23:55	
92795990004	**BOW-PT-02**					
EPA 300.0 Rev 2.1 1993	Chloride	215	mg/L	5.0	05/13/25 15:57	
EPA 300.0 Rev 2.1 1993	Sulfate	208	mg/L	5.0	05/13/25 15:57	
EPA 6020B	Boron	7.0	mg/L	2.0	05/29/25 00:04	
EPA 6020B	Calcium	162	mg/L	50.0	05/29/25 00:04	
EPA 6020B	Cobalt	0.0020J	mg/L	0.0050	06/16/25 13:17	
EPA 6020B	Magnesium	32.7	mg/L	2.5	05/29/25 00:04	
EPA 6020B	Molybdenum	0.071	mg/L	0.010	06/16/25 13:17	
EPA 6020B	Potassium	7.7J	mg/L	25.0	06/03/25 11:18	ED
EPA 6020B	Sodium	352	mg/L	50.0	05/29/25 00:04	
92795990005	**BOW-PT-02**					
EPA 300.0 Rev 2.1 1993	Chloride	165	mg/L	4.0	05/13/25 16:12	
EPA 300.0 Rev 2.1 1993	Sulfate	166	mg/L	4.0	05/13/25 16:12	
EPA 6020B	Boron	5.6	mg/L	2.0	05/29/25 00:13	
EPA 6020B	Calcium	94.2	mg/L	50.0	05/29/25 00:13	
EPA 6020B	Cobalt	0.0015J	mg/L	0.0050	06/16/25 13:30	

This report shall not be reproduced, except in full,
without the written consent of Pace Analytical Services, LLC.

Pace Analytical Services, LLC
9800 Kincey Ave. Suite 100
Huntersville, NC 28078
(704)875-9092

SUMMARY OF DETECTION

Project: Plant Bowen AP Pilot Study
Pace Project No.: 92795990

Lab Sample ID / Method	Client Sample ID / Parameters	Result	Units	Report Limit	Analyzed	Qualifiers
92795990005	**BOW-PT-02**					
EPA 6020B	Iron	0.21J	mg/L	0.40	05/30/25 00:55	ED
EPA 6020B	Magnesium	24.3	mg/L	2.5	05/29/25 00:13	
EPA 6020B	Molybdenum	0.097	mg/L	0.010	06/16/25 13:30	
EPA 6020B	Potassium	8.5J	mg/L	25.0	06/03/25 11:27	ED
EPA 6020B	Sodium	684	mg/L	50.0	05/29/25 00:13	
92795990006	**BOW-PT-04**					
EPA 300.0 Rev 2.1 1993	Chloride	396	mg/L	9.0	05/13/25 13:45	
EPA 300.0 Rev 2.1 1993	Sulfate	340	mg/L	9.0	05/13/25 13:45	
EPA 6020B	Boron	11.8	mg/L	2.0	05/29/25 00:22	
EPA 6020B	Calcium	339	mg/L	50.0	05/29/25 00:22	
EPA 6020B	Cobalt	0.012	mg/L	0.0050	06/16/25 13:35	
EPA 6020B	Magnesium	58.6	mg/L	2.5	05/29/25 00:22	
EPA 6020B	Molybdenum	0.021	mg/L	0.010	06/16/25 13:35	
EPA 6020B	Potassium	11.2J	mg/L	25.0	06/03/25 11:36	ED
EPA 6020B	Sodium	21.4J	mg/L	50.0	05/29/25 00:22	ED
92795990007	**BOW-PT-04**					
EPA 300.0 Rev 2.1 1993	Chloride	342	mg/L	8.0	05/13/25 14:14	
EPA 300.0 Rev 2.1 1993	Sulfate	293	mg/L	8.0	05/13/25 14:14	
EPA 6020B	Boron	10	mg/L	2.0	05/29/25 00:31	
EPA 6020B	Calcium	295	mg/L	50.0	05/29/25 00:31	
EPA 6020B	Cobalt	0.0098	mg/L	0.0050	06/16/25 13:39	
EPA 6020B	Magnesium	49.8	mg/L	2.5	05/29/25 00:31	
EPA 6020B	Molybdenum	0.029	mg/L	0.010	06/16/25 13:39	
EPA 6020B	Potassium	9.3J	mg/L	25.0	06/03/25 11:45	ED
EPA 6020B	Sodium	18.1J	mg/L	50.0	05/29/25 00:31	ED
92795990008	**BOW-PT-04**					
EPA 300.0 Rev 2.1 1993	Chloride	166	mg/L	4.0	05/13/25 15:43	
EPA 300.0 Rev 2.1 1993	Sulfate	156	mg/L	4.0	05/13/25 15:43	
EPA 6020B	Boron	5.5	mg/L	2.0	05/29/25 00:40	
EPA 6020B	Calcium	120	mg/L	50.0	05/29/25 00:40	
EPA 6020B	Cobalt	0.0034J	mg/L	0.0050	06/16/25 13:43	
EPA 6020B	Iron	0.15J	mg/L	0.40	05/30/25 01:22	ED
EPA 6020B	Magnesium	23.9	mg/L	2.5	05/29/25 00:40	
EPA 6020B	Molybdenum	0.053	mg/L	0.010	06/16/25 13:43	
EPA 6020B	Potassium	7.6J	mg/L	25.0	06/03/25 11:54	ED
EPA 6020B	Sodium	288	mg/L	50.0	05/29/25 00:40	
92795990009	**BOW-PT-04**					
EPA 300.0 Rev 2.1 1993	Chloride	165	mg/L	4.0	05/13/25 16:27	
EPA 300.0 Rev 2.1 1993	Sulfate	152	mg/L	4.0	05/13/25 16:27	
EPA 6020B	Boron	5.8	mg/L	2.0	05/29/25 00:50	
EPA 6020B	Calcium	107	mg/L	50.0	05/29/25 00:50	
EPA 6020B	Cobalt	0.0015J	mg/L	0.0050	06/16/25 13:48	
EPA 6020B	Magnesium	25.5	mg/L	2.5	05/29/25 00:50	
EPA 6020B	Molybdenum	0.085	mg/L	0.010	06/16/25 13:48	
EPA 6020B	Potassium	7.3J	mg/L	25.0	06/03/25 12:03	ED

This report shall not be reproduced, except in full,
without the written consent of Pace Analytical Services, LLC.

Pace Analytical Services, LLC
9800 Kincey Ave. Suite 100
Huntersville, NC 28078
(704)875-9092

SUMMARY OF DETECTION

Project: Plant Bowen AP Pilot Study
Pace Project No.: 92795990

Lab Sample ID Method	Client Sample ID Parameters	Result	Units	Report Limit	Analyzed	Qualifiers
92795990009	**BOW-PT-04**					
EPA 6020B	Sodium	618	mg/L	50.0	05/29/25 00:50	
92795990010	**BOW-PT-04**					
EPA 300.0 Rev 2.1 1993	Chloride	64.6	mg/L	1.0	05/13/25 08:18	
EPA 300.0 Rev 2.1 1993	Sulfate	77.3	mg/L	1.0	05/13/25 08:18	
EPA 6020B	Boron	0.16J	mg/L	0.80	05/30/25 01:41	ED
EPA 6020B	Calcium	30.0J	mg/L	50.0	05/29/25 00:59	ED
EPA 6020B	Molybdenum	0.080	mg/L	0.010	06/16/25 13:52	
92795990011	**BOW-AP1-FD-01**					
EPA 300.0 Rev 2.1 1993	Chloride	171	mg/L	4.0	05/13/25 16:41	
EPA 300.0 Rev 2.1 1993	Sulfate	160	mg/L	4.0	05/13/25 16:41	
EPA 6020B	Boron	5.3	mg/L	1.0	05/30/25 03:57	
EPA 6020B	Calcium	121	mg/L	25.0	05/30/25 03:57	
EPA 6020B	Magnesium	23.3	mg/L	1.2	05/30/25 03:57	
EPA 6020B	Potassium	6.5J	mg/L	12.5	05/30/25 03:57	ED
EPA 6020B	Sodium	304	mg/L	25.0	05/30/25 03:57	
92795990012	**BOW-AP-1-FB-01**					
EPA 6020B	Sodium	0.18J	mg/L	1.0	05/30/25 04:06	

This report shall not be reproduced, except in full,
without the written consent of Pace Analytical Services, LLC.

Pace Analytical Services, LLC
9800 Kincey Ave. Suite 100
Huntersville, NC 28078
(704)875-9092

ANALYTICAL RESULTS

Project: Plant Bowen AP Pilot Study
Pace Project No.: 92795990

Sample: BOW-PT-02 **Lab ID: 92795990001** Collected: 04/22/25 13:15 Received: 05/09/25 17:25 Matrix: Water

Parameters	Results	Units	Report Limit	MDL	DF	Prepared	Analyzed	CAS No.	Qual
300.0 IC Anions 28 Days	Analytical Method: EPA 300.0 Rev 2.1 1993								
	Pace Analytical Services - Asheville								
Chloride	**352**	mg/L	8.0	4.8	8		05/13/25 13:30	16887-00-6	
Sulfate	**301**	mg/L	8.0	4.0	8		05/13/25 13:30	14808-79-8	
WC 6020B MET ICPMS	Analytical Method: EPA 6020B Preparation Method: EPA 3005A								
	Pace Analytical Services - West Columbia								
Boron	**10.1**	mg/L	2.0	0.31	50	05/21/25 06:08	05/28/25 23:37	7440-42-8	
Calcium	**308**	mg/L	50.0	5.0	50	05/21/25 06:08	05/28/25 23:37	7440-70-2	
Cobalt	**0.0038J**	mg/L	0.0050	0.0012	1	05/21/25 06:08	06/16/25 13:04	7440-48-4	
Iron	ND	mg/L	2.0	0.62	50	05/21/25 06:08	05/28/25 23:37	7439-89-6	ED
Magnesium	**51.8**	mg/L	2.5	0.50	50	05/21/25 06:08	05/28/25 23:37	7439-95-4	
Molybdenum	**0.029**	mg/L	0.010	0.0025	1	05/21/25 06:08	06/16/25 13:04	7439-98-7	
Potassium	**9.3J**	mg/L	25.0	5.0	50	05/21/25 06:08	06/03/25 10:50	7440-09-7	ED
Sodium	**16.6J**	mg/L	50.0	7.5	50	05/21/25 06:08	05/28/25 23:37	7440-23-5	ED

This report shall not be reproduced, except in full,
without the written consent of Pace Analytical Services, LLC.

Pace Analytical Services, LLC
9800 Kincey Ave. Suite 100
Huntersville, NC 28078
(704)875-9092

ANALYTICAL RESULTS

Project: Plant Bowen AP Pilot Study
Pace Project No.: 92795990

Sample: BOW-PT-02 **Lab ID: 92795990002** Collected: 04/23/25 09:40 Received: 05/09/25 17:25 Matrix: Water

Parameters	Results	Units	Report Limit	MDL	DF	Prepared	Analyzed	CAS No.	Qual
300.0 IC Anions 28 Days	Analytical Method: EPA 300.0 Rev 2.1 1993								
	Pace Analytical Services - Asheville								
Chloride	**329**	mg/L	8.0	4.8	8		05/13/25 14:00	16887-00-6	
Sulfate	**283**	mg/L	8.0	4.0	8		05/13/25 14:00	14808-79-8	
WC 6020B MET ICPMS	Analytical Method: EPA 6020B Preparation Method: EPA 3005A								
	Pace Analytical Services - West Columbia								
Boron	**9.7**	mg/L	2.0	0.31	50	05/21/25 06:08	05/28/25 23:46	7440-42-8	
Calcium	**296**	mg/L	50.0	5.0	50	05/21/25 06:08	05/28/25 23:46	7440-70-2	
Cobalt	**0.0033J**	mg/L	0.0050	0.0012	1	05/21/25 06:08	06/16/25 13:08	7440-48-4	
Iron	ND	mg/L	2.0	0.62	50	05/21/25 06:08	05/28/25 23:46	7439-89-6	ED
Magnesium	**48.6**	mg/L	2.5	0.50	50	05/21/25 06:08	05/28/25 23:46	7439-95-4	
Molybdenum	**0.029**	mg/L	0.010	0.0025	1	05/21/25 06:08	06/16/25 13:08	7439-98-7	
Potassium	**8.7J**	mg/L	25.0	5.0	50	05/21/25 06:08	06/03/25 11:00	7440-09-7	ED
Sodium	**16.0J**	mg/L	50.0	7.5	50	05/21/25 06:08	05/28/25 23:46	7440-23-5	ED

This report shall not be reproduced, except in full,
without the written consent of Pace Analytical Services, LLC.

Pace Analytical Services, LLC
9800 Kincey Ave. Suite 100
Huntersville, NC 28078
(704)875-9092

ANALYTICAL RESULTS

Project: Plant Bowen AP Pilot Study
Pace Project No.: 92795990

Sample: BOW-PT-02 **Lab ID: 92795990003** Collected: 04/24/25 08:40 Received: 05/09/25 17:25 Matrix: Water

Parameters	Results	Units	Report Limit	MDL	DF	Prepared	Analyzed	CAS No.	Qual
300.0 IC Anions 28 Days	Analytical Method: EPA 300.0 Rev 2.1 1993								
	Pace Analytical Services - Asheville								
Chloride	**241**	mg/L	5.0	3.0	5		05/13/25 14:29	16887-00-6	M1
Sulfate	**223**	mg/L	5.0	2.5	5		05/13/25 14:29	14808-79-8	M1
WC 6020B MET ICPMS	Analytical Method: EPA 6020B Preparation Method: EPA 3005A								
	Pace Analytical Services - West Columbia								
Boron	**7.9**	mg/L	2.0	0.31	50	05/21/25 06:08	05/28/25 23:55	7440-42-8	
Calcium	**213**	mg/L	50.0	5.0	50	05/21/25 06:08	05/28/25 23:55	7440-70-2	
Cobalt	**0.0025J**	mg/L	0.0050	0.0012	1	05/21/25 06:08	06/16/25 13:13	7440-48-4	
Iron	ND	mg/L	2.0	0.62	50	05/21/25 06:08	05/28/25 23:55	7439-89-6	ED
Magnesium	**38.6**	mg/L	2.5	0.50	50	05/21/25 06:08	05/28/25 23:55	7439-95-4	
Molybdenum	**0.036**	mg/L	0.010	0.0025	1	05/21/25 06:08	06/16/25 13:13	7439-98-7	
Potassium	**8.0J**	mg/L	25.0	5.0	50	05/21/25 06:08	06/03/25 11:09	7440-09-7	ED
Sodium	**95.7**	mg/L	50.0	7.5	50	05/21/25 06:08	05/28/25 23:55	7440-23-5	

This report shall not be reproduced, except in full,
without the written consent of Pace Analytical Services, LLC.

Pace Analytical Services, LLC
9800 Kincey Ave. Suite 100
Huntersville, NC 28078
(704)875-9092

ANALYTICAL RESULTS

Project: Plant Bowen AP Pilot Study
Pace Project No.: 92795990

Sample: BOW-PT-02 **Lab ID: 92795990004** Collected: 04/25/25 08:35 Received: 05/09/25 17:25 Matrix: Water

Parameters	Results	Units	Report Limit	MDL	DF	Prepared	Analyzed	CAS No.	Qual
300.0 IC Anions 28 Days	Analytical Method: EPA 300.0 Rev 2.1 1993								
	Pace Analytical Services - Asheville								
Chloride	**215**	mg/L	5.0	3.0	5		05/13/25 15:57	16887-00-6	
Sulfate	**208**	mg/L	5.0	2.5	5		05/13/25 15:57	14808-79-8	
WC 6020B MET ICPMS	Analytical Method: EPA 6020B Preparation Method: EPA 3005A								
	Pace Analytical Services - West Columbia								
Boron	**7.0**	mg/L	2.0	0.31	50	05/21/25 06:08	05/29/25 00:04	7440-42-8	
Calcium	**162**	mg/L	50.0	5.0	50	05/21/25 06:08	05/29/25 00:04	7440-70-2	
Cobalt	**0.0020J**	mg/L	0.0050	0.0012	1	05/21/25 06:08	06/16/25 13:17	7440-48-4	
Iron	ND	mg/L	2.0	0.62	50	05/21/25 06:08	05/29/25 00:04	7439-89-6	ED
Magnesium	**32.7**	mg/L	2.5	0.50	50	05/21/25 06:08	05/29/25 00:04	7439-95-4	
Molybdenum	**0.071**	mg/L	0.010	0.0025	1	05/21/25 06:08	06/16/25 13:17	7439-98-7	
Potassium	**7.7J**	mg/L	25.0	5.0	50	05/21/25 06:08	06/03/25 11:18	7440-09-7	ED
Sodium	**352**	mg/L	50.0	7.5	50	05/21/25 06:08	05/29/25 00:04	7440-23-5	

This report shall not be reproduced, except in full,
without the written consent of Pace Analytical Services, LLC.

Pace Analytical Services, LLC
9800 Kincey Ave. Suite 100
Huntersville, NC 28078
(704)875-9092

ANALYTICAL RESULTS

Project: Plant Bowen AP Pilot Study
Pace Project No.: 92795990

Sample: BOW-PT-02 **Lab ID: 92795990005** Collected: 04/27/25 09:15 Received: 05/09/25 17:25 Matrix: Water

Parameters	Results	Units	Report Limit	MDL	DF	Prepared	Analyzed	CAS No.	Qual
300.0 IC Anions 28 Days	Analytical Method: EPA 300.0 Rev 2.1 1993								
	Pace Analytical Services - Asheville								
Chloride	**165**	mg/L	4.0	2.4	4		05/13/25 16:12	16887-00-6	
Sulfate	**166**	mg/L	4.0	2.0	4		05/13/25 16:12	14808-79-8	
WC 6020B MET ICPMS	Analytical Method: EPA 6020B Preparation Method: EPA 3005A								
	Pace Analytical Services - West Columbia								
Boron	**5.6**	mg/L	2.0	0.31	50	05/21/25 06:08	05/29/25 00:13	7440-42-8	
Calcium	**94.2**	mg/L	50.0	5.0	50	05/21/25 06:08	05/29/25 00:13	7440-70-2	
Cobalt	**0.0015J**	mg/L	0.0050	0.0012	1	05/21/25 06:08	06/16/25 13:30	7440-48-4	
Iron	**0.21J**	mg/L	0.40	0.12	10	05/21/25 06:08	05/30/25 00:55	7439-89-6	ED
Magnesium	**24.3**	mg/L	2.5	0.50	50	05/21/25 06:08	05/29/25 00:13	7439-95-4	
Molybdenum	**0.097**	mg/L	0.010	0.0025	1	05/21/25 06:08	06/16/25 13:30	7439-98-7	
Potassium	**8.5J**	mg/L	25.0	5.0	50	05/21/25 06:08	06/03/25 11:27	7440-09-7	ED
Sodium	**684**	mg/L	50.0	7.5	50	05/21/25 06:08	05/29/25 00:13	7440-23-5	

This report shall not be reproduced, except in full,
without the written consent of Pace Analytical Services, LLC.

Pace Analytical Services, LLC
9800 Kincey Ave. Suite 100
Huntersville, NC 28078
(704)875-9092

ANALYTICAL RESULTS

Project: Plant Bowen AP Pilot Study
Pace Project No.: 92795990

Sample: BOW-PT-04 **Lab ID: 92795990006** Collected: 04/22/25 15:00 Received: 05/09/25 17:25 Matrix: Water

Parameters	Results	Units	Report Limit	MDL	DF	Prepared	Analyzed	CAS No.	Qual
300.0 IC Anions 28 Days	Analytical Method: EPA 300.0 Rev 2.1 1993								
	Pace Analytical Services - Asheville								
Chloride	**396**	mg/L	9.0	5.4	9		05/13/25 13:45	16887-00-6	
Sulfate	**340**	mg/L	9.0	4.5	9		05/13/25 13:45	14808-79-8	
WC 6020B MET ICPMS	Analytical Method: EPA 6020B Preparation Method: EPA 3005A								
	Pace Analytical Services - West Columbia								
Boron	**11.8**	mg/L	2.0	0.31	50	05/21/25 06:08	05/29/25 00:22	7440-42-8	
Calcium	**339**	mg/L	50.0	5.0	50	05/21/25 06:08	05/29/25 00:22	7440-70-2	
Cobalt	**0.012**	mg/L	0.0050	0.0012	1	05/21/25 06:08	06/16/25 13:35	7440-48-4	
Iron	ND	mg/L	2.0	0.62	50	05/21/25 06:08	05/29/25 00:22	7439-89-6	ED
Magnesium	**58.6**	mg/L	2.5	0.50	50	05/21/25 06:08	05/29/25 00:22	7439-95-4	
Molybdenum	**0.021**	mg/L	0.010	0.0025	1	05/21/25 06:08	06/16/25 13:35	7439-98-7	
Potassium	**11.2J**	mg/L	25.0	5.0	50	05/21/25 06:08	06/03/25 11:36	7440-09-7	ED
Sodium	**21.4J**	mg/L	50.0	7.5	50	05/21/25 06:08	05/29/25 00:22	7440-23-5	ED

This report shall not be reproduced, except in full,
without the written consent of Pace Analytical Services, LLC.

Pace Analytical Services, LLC
9800 Kincey Ave. Suite 100
Huntersville, NC 28078
(704)875-9092

ANALYTICAL RESULTS

Project: Plant Bowen AP Pilot Study
Pace Project No.: 92795990

Sample: BOW-PT-04 **Lab ID: 92795990007** Collected: 04/23/25 09:35 Received: 05/09/25 17:25 Matrix: Water

Parameters	Results	Units	Report Limit	MDL	DF	Prepared	Analyzed	CAS No.	Qual
300.0 IC Anions 28 Days	Analytical Method: EPA 300.0 Rev 2.1 1993								
	Pace Analytical Services - Asheville								
Chloride	**342**	mg/L	8.0	4.8	8		05/13/25 14:14	16887-00-6	
Sulfate	**293**	mg/L	8.0	4.0	8		05/13/25 14:14	14808-79-8	
WC 6020B MET ICPMS	Analytical Method: EPA 6020B Preparation Method: EPA 3005A								
	Pace Analytical Services - West Columbia								
Boron	**10**	mg/L	2.0	0.31	50	05/21/25 06:08	05/29/25 00:31	7440-42-8	
Calcium	**295**	mg/L	50.0	5.0	50	05/21/25 06:08	05/29/25 00:31	7440-70-2	
Cobalt	**0.0098**	mg/L	0.0050	0.0012	1	05/21/25 06:08	06/16/25 13:39	7440-48-4	
Iron	ND	mg/L	2.0	0.62	50	05/21/25 06:08	05/29/25 00:31	7439-89-6	ED
Magnesium	**49.8**	mg/L	2.5	0.50	50	05/21/25 06:08	05/29/25 00:31	7439-95-4	
Molybdenum	**0.029**	mg/L	0.010	0.0025	1	05/21/25 06:08	06/16/25 13:39	7439-98-7	
Potassium	**9.3J**	mg/L	25.0	5.0	50	05/21/25 06:08	06/03/25 11:45	7440-09-7	ED
Sodium	**18.1J**	mg/L	50.0	7.5	50	05/21/25 06:08	05/29/25 00:31	7440-23-5	ED

This report shall not be reproduced, except in full,
without the written consent of Pace Analytical Services, LLC.

Pace Analytical Services, LLC
9800 Kincey Ave. Suite 100
Huntersville, NC 28078
(704)875-9092

ANALYTICAL RESULTS

Project: Plant Bowen AP Pilot Study
Pace Project No.: 92795990

Sample: BOW-PT-04 **Lab ID: 92795990008** Collected: 04/24/25 09:20 Received: 05/09/25 17:25 Matrix: Water

Parameters	Results	Units	Report Limit	MDL	DF	Prepared	Analyzed	CAS No.	Qual
300.0 IC Anions 28 Days	Analytical Method: EPA 300.0 Rev 2.1 1993								
	Pace Analytical Services - Asheville								
Chloride	**166**	mg/L	4.0	2.4	4		05/13/25 15:43	16887-00-6	
Sulfate	**156**	mg/L	4.0	2.0	4		05/13/25 15:43	14808-79-8	
WC 6020B MET ICPMS	Analytical Method: EPA 6020B Preparation Method: EPA 3005A								
	Pace Analytical Services - West Columbia								
Boron	**5.5**	mg/L	2.0	0.31	50	05/21/25 06:08	05/29/25 00:40	7440-42-8	
Calcium	**120**	mg/L	50.0	5.0	50	05/21/25 06:08	05/29/25 00:40	7440-70-2	
Cobalt	**0.0034J**	mg/L	0.0050	0.0012	1	05/21/25 06:08	06/16/25 13:43	7440-48-4	
Iron	**0.15J**	mg/L	0.40	0.12	10	05/21/25 06:08	05/30/25 01:22	7439-89-6	ED
Magnesium	**23.9**	mg/L	2.5	0.50	50	05/21/25 06:08	05/29/25 00:40	7439-95-4	
Molybdenum	**0.053**	mg/L	0.010	0.0025	1	05/21/25 06:08	06/16/25 13:43	7439-98-7	
Potassium	**7.6J**	mg/L	25.0	5.0	50	05/21/25 06:08	06/03/25 11:54	7440-09-7	ED
Sodium	**288**	mg/L	50.0	7.5	50	05/21/25 06:08	05/29/25 00:40	7440-23-5	

This report shall not be reproduced, except in full,
without the written consent of Pace Analytical Services, LLC.

Pace Analytical Services, LLC
9800 Kincey Ave. Suite 100
Huntersville, NC 28078
(704)875-9092

ANALYTICAL RESULTS

Project: Plant Bowen AP Pilot Study
Pace Project No.: 92795990

Sample: BOW-PT-04 **Lab ID: 92795990009** Collected: 04/25/25 08:05 Received: 05/09/25 17:25 Matrix: Water

Parameters	Results	Units	Report Limit	MDL	DF	Prepared	Analyzed	CAS No.	Qual
300.0 IC Anions 28 Days	Analytical Method: EPA 300.0 Rev 2.1 1993								
	Pace Analytical Services - Asheville								
Chloride	**165**	mg/L	4.0	2.4	4		05/13/25 16:27	16887-00-6	
Sulfate	**152**	mg/L	4.0	2.0	4		05/13/25 16:27	14808-79-8	
WC 6020B MET ICPMS	Analytical Method: EPA 6020B Preparation Method: EPA 3005A								
	Pace Analytical Services - West Columbia								
Boron	**5.8**	mg/L	2.0	0.31	50	05/21/25 06:08	05/29/25 00:50	7440-42-8	
Calcium	**107**	mg/L	50.0	5.0	50	05/21/25 06:08	05/29/25 00:50	7440-70-2	
Cobalt	**0.0015J**	mg/L	0.0050	0.0012	1	05/21/25 06:08	06/16/25 13:48	7440-48-4	
Iron	ND	mg/L	0.40	0.12	10	05/21/25 06:08	05/30/25 01:31	7439-89-6	ED
Magnesium	**25.5**	mg/L	2.5	0.50	50	05/21/25 06:08	05/29/25 00:50	7439-95-4	
Molybdenum	**0.085**	mg/L	0.010	0.0025	1	05/21/25 06:08	06/16/25 13:48	7439-98-7	
Potassium	**7.3J**	mg/L	25.0	5.0	50	05/21/25 06:08	06/03/25 12:03	7440-09-7	ED
Sodium	**618**	mg/L	50.0	7.5	50	05/21/25 06:08	05/29/25 00:50	7440-23-5	

This report shall not be reproduced, except in full,
without the written consent of Pace Analytical Services, LLC.

Pace Analytical Services, LLC
9800 Kincey Ave. Suite 100
Huntersville, NC 28078
(704)875-9092

ANALYTICAL RESULTS

Project: Plant Bowen AP Pilot Study
Pace Project No.: 92795990

Sample: BOW-PT-04 **Lab ID: 92795990010** Collected: 04/27/25 08:30 Received: 05/09/25 17:25 Matrix: Water

Parameters	Results	Units	Report Limit	MDL	DF	Prepared	Analyzed	CAS No.	Qual
300.0 IC Anions 28 Days	Analytical Method: EPA 300.0 Rev 2.1 1993 Pace Analytical Services - Asheville								
Chloride	**64.6**	mg/L	1.0	0.60	1		05/13/25 08:18	16887-00-6	
Sulfate	**77.3**	mg/L	1.0	0.50	1		05/13/25 08:18	14808-79-8	
WC 6020B MET ICPMS	Analytical Method: EPA 6020B Preparation Method: EPA 3005A Pace Analytical Services - West Columbia								
Boron	**0.16J**	mg/L	0.80	0.12	20	05/21/25 06:08	05/30/25 01:41	7440-42-8	ED
Calcium	**30.0J**	mg/L	50.0	5.0	50	05/21/25 06:08	05/29/25 00:59	7440-70-2	ED
Cobalt	ND	mg/L	0.0050	0.0012	1	05/21/25 06:08	06/16/25 13:52	7440-48-4	
Iron	ND	mg/L	0.80	0.25	20	05/21/25 06:08	05/30/25 01:41	7439-89-6	ED
Magnesium	ND	mg/L	1.0	0.20	20	05/21/25 06:08	05/30/25 01:41	7439-95-4	ED
Molybdenum	**0.080**	mg/L	0.010	0.0025	1	05/21/25 06:08	06/16/25 13:52	7439-98-7	
Potassium	ND	mg/L	10.0	2.0	20	05/21/25 06:08	05/30/25 01:41	7440-09-7	ED
Sodium	ND	mg/L	20.0	3.0	20	05/21/25 06:08	05/30/25 01:41	7440-23-5	ED

This report shall not be reproduced, except in full,
without the written consent of Pace Analytical Services, LLC.

Pace Analytical Services, LLC
9800 Kincey Ave. Suite 100
Huntersville, NC 28078
(704)875-9092

ANALYTICAL RESULTS

Project: Plant Bowen AP Pilot Study
Pace Project No.: 92795990

Sample: BOW-AP1-FD-01 **Lab ID: 92795990011** Collected: 04/27/25 00:00 Received: 05/09/25 17:25 Matrix: Water

Parameters	Results	Units	Report Limit	MDL	DF	Prepared	Analyzed	CAS No.	Qual
300.0 IC Anions 28 Days	Analytical Method: EPA 300.0 Rev 2.1 1993								
	Pace Analytical Services - Asheville								
Chloride	**171**	mg/L	4.0	2.4	4		05/13/25 16:41	16887-00-6	
Sulfate	**160**	mg/L	4.0	2.0	4		05/13/25 16:41	14808-79-8	
WC 6020B MET ICPMS	Analytical Method: EPA 6020B Preparation Method: EPA 3005A								
	Pace Analytical Services - West Columbia								
Boron	**5.3**	mg/L	1.0	0.16	25	05/21/25 12:37	05/30/25 03:57	7440-42-8	
Calcium	**121**	mg/L	25.0	2.5	25	05/21/25 12:37	05/30/25 03:57	7440-70-2	
Cobalt	ND	mg/L	0.12	0.031	25	05/21/25 12:37	05/30/25 03:57	7440-48-4	ED
Iron	ND	mg/L	1.0	0.31	25	05/21/25 12:37	05/30/25 03:57	7439-89-6	ED
Magnesium	**23.3**	mg/L	1.2	0.25	25	05/21/25 12:37	05/30/25 03:57	7439-95-4	
Molybdenum	ND	mg/L	0.25	0.062	25	05/21/25 12:37	05/30/25 03:57	7439-98-7	ED
Potassium	**6.5J**	mg/L	12.5	2.5	25	05/21/25 12:37	05/30/25 03:57	7440-09-7	ED
Sodium	**304**	mg/L	25.0	3.8	25	05/21/25 12:37	05/30/25 03:57	7440-23-5	

This report shall not be reproduced, except in full,
without the written consent of Pace Analytical Services, LLC.

Pace Analytical Services, LLC
9800 Kincey Ave. Suite 100
Huntersville, NC 28078
(704)875-9092

ANALYTICAL RESULTS

Project: Plant Bowen AP Pilot Study
Pace Project No.: 92795990

Sample: BOW-AP-1-FB-01 **Lab ID: 92795990012** Collected: 04/25/25 07:30 Received: 05/09/25 17:25 Matrix: Water

Parameters	Results	Units	Report Limit	MDL	DF	Prepared	Analyzed	CAS No.	Qual
300.0 IC Anions 28 Days	Analytical Method: EPA 300.0 Rev 2.1 1993								
	Pace Analytical Services - Asheville								
Chloride	ND	mg/L	1.0	0.60	1		05/12/25 22:35	16887-00-6	
Sulfate	ND	mg/L	1.0	0.50	1		05/12/25 22:35	14808-79-8	
WC 6020B MET ICPMS	Analytical Method: EPA 6020B Preparation Method: EPA 3005A								
	Pace Analytical Services - West Columbia								
Boron	ND	mg/L	0.040	0.0062	1	05/21/25 12:37	05/30/25 04:06	7440-42-8	
Calcium	ND	mg/L	1.0	0.10	1	05/21/25 12:37	05/30/25 04:06	7440-70-2	
Cobalt	ND	mg/L	0.0050	0.0012	1	05/21/25 12:37	05/30/25 04:06	7440-48-4	
Iron	ND	mg/L	0.040	0.012	1	05/21/25 12:37	05/30/25 04:06	7439-89-6	
Magnesium	ND	mg/L	0.050	0.010	1	05/21/25 12:37	05/30/25 04:06	7439-95-4	
Molybdenum	ND	mg/L	0.010	0.0025	1	05/21/25 12:37	05/30/25 04:06	7439-98-7	
Potassium	ND	mg/L	0.50	0.10	1	05/21/25 12:37	05/30/25 04:06	7440-09-7	
Sodium	**0.18J**	mg/L	1.0	0.15	1	05/21/25 12:37	05/30/25 04:06	7440-23-5	

This report shall not be reproduced, except in full,
without the written consent of Pace Analytical Services, LLC.

Pace Analytical Services, LLC
9800 Kincey Ave. Suite 100
Huntersville, NC 28078
(704)875-9092

ANALYTICAL RESULTS

Project: Plant Bowen AP Pilot Study
Pace Project No.: 92795990

Sample: BOW-AP-1-EB-01 **Lab ID: 92795990013** Collected: 04/25/25 09:30 Received: 05/09/25 17:25 Matrix: Water

Parameters	Results	Units	Report Limit	MDL	DF	Prepared	Analyzed	CAS No.	Qual
300.0 IC Anions 28 Days	Analytical Method: EPA 300.0 Rev 2.1 1993								
	Pace Analytical Services - Asheville								
Chloride	ND	mg/L	1.0	0.60	1		05/12/25 22:50	16887-00-6	
Sulfate	ND	mg/L	1.0	0.50	1		05/12/25 22:50	14808-79-8	
WC 6020B MET ICPMS	Analytical Method: EPA 6020B Preparation Method: EPA 3005A								
	Pace Analytical Services - West Columbia								
Boron	ND	mg/L	0.040	0.0062	1	05/21/25 12:37	05/30/25 04:15	7440-42-8	
Calcium	ND	mg/L	1.0	0.10	1	05/21/25 12:37	05/30/25 04:15	7440-70-2	
Cobalt	ND	mg/L	0.0050	0.0012	1	05/21/25 12:37	05/30/25 04:15	7440-48-4	
Iron	ND	mg/L	0.040	0.012	1	05/21/25 12:37	05/30/25 04:15	7439-89-6	
Magnesium	ND	mg/L	0.050	0.010	1	05/21/25 12:37	05/30/25 04:15	7439-95-4	
Potassium	ND	mg/L	0.50	0.10	1	05/21/25 12:37	05/30/25 04:15	7440-09-7	
Sodium	ND	mg/L	1.0	0.15	1	05/21/25 12:37	05/30/25 04:15	7440-23-5	

This report shall not be reproduced, except in full,
without the written consent of Pace Analytical Services, LLC.

Pace Analytical Services, LLC
9800 Kincey Ave. Suite 100
Huntersville, NC 28078
(704)875-9092

QUALITY CONTROL DATA

Project: Plant Bowen AP Pilot Study
Pace Project No.: 92795990

QC Batch: 934994
QC Batch Method: EPA 300.0 Rev 2.1 1993
Analysis Method: EPA 300.0 Rev 2.1 1993
Analysis Description: 300.0 IC Anions
Laboratory: Pace Analytical Services - Asheville
Associated Lab Samples: 92795990001, 92795990002, 92795990006, 92795990007

METHOD BLANK: 4804977 Matrix: Water
Associated Lab Samples: 92795990001, 92795990002, 92795990006, 92795990007

Parameter	Units	Blank Result	Reporting Limit	MDL	Analyzed	Qualifiers
Chloride	mg/L	ND	1.0	0.60	05/12/25 18:51	
Sulfate	mg/L	ND	1.0	0.50	05/12/25 18:51	

LABORATORY CONTROL SAMPLE: 4804978

Parameter	Units	Spike Conc.	LCS Result	LCS % Rec	% Rec Limits	Qualifiers
Chloride	mg/L	50	50.5	101	90-110	
Sulfate	mg/L	50	49.7	99	90-110	

MATRIX SPIKE & MATRIX SPIKE DUPLICATE: 4804979 4804980

Parameter	Units	92795958001 Result	MS Spike Conc.	MSD Spike Conc.	MS Result	MSD Result	MS % Rec	MSD % Rec	% Rec Limits	RPD	Max RPD	Qual
Chloride	mg/L	4.0	50	50	55.5	55.7	103	103	90-110	0	10	
Sulfate	mg/L	4.0	50	50	54.8	55.0	102	102	90-110	0	10	

MATRIX SPIKE & MATRIX SPIKE DUPLICATE: 4804981 4804982

Parameter	Units	92795958011 Result	MS Spike Conc.	MSD Spike Conc.	MS Result	MSD Result	MS % Rec	MSD % Rec	% Rec Limits	RPD	Max RPD	Qual
Chloride	mg/L	1.2	50	50	51.6	51.5	101	101	90-110	0	10	
Sulfate	mg/L	ND	50	50	49.4	49.4	99	99	90-110	0	10	

Results presented on this page are in the units indicated by the "Units" column except where an alternate unit is presented to the right of the result.

This report shall not be reproduced, except in full,
without the written consent of Pace Analytical Services, LLC.

Pace Analytical Services, LLC
9800 Kincey Ave. Suite 100
Huntersville, NC 28078
(704)875-9092

QUALITY CONTROL DATA

Project: Plant Bowen AP Pilot Study
Pace Project No.: 92795990

QC Batch: 934997
QC Batch Method: EPA 300.0 Rev 2.1 1993
Analysis Method: EPA 300.0 Rev 2.1 1993
Analysis Description: 300.0 IC Anions
Laboratory: Pace Analytical Services - Asheville
Associated Lab Samples: 92795990003, 92795990004, 92795990005, 92795990008, 92795990009, 92795990010, 92795990011, 92795990012, 92795990013

METHOD BLANK: 4804989
Matrix: Water
Associated Lab Samples: 92795990003, 92795990004, 92795990005, 92795990008, 92795990009, 92795990010, 92795990011, 92795990012, 92795990013

Parameter	Units	Blank Result	Reporting Limit	MDL	Analyzed	Qualifiers
Chloride	mg/L	ND	1.0	0.60	05/12/25 19:21	
Sulfate	mg/L	ND	1.0	0.50	05/12/25 19:21	

LABORATORY CONTROL SAMPLE: 4804990

Parameter	Units	Spike Conc.	LCS Result	LCS % Rec	% Rec Limits	Qualifiers
Chloride	mg/L	50	50.3	101	90-110	
Sulfate	mg/L	50	49.5	99	90-110	

MATRIX SPIKE & MATRIX SPIKE DUPLICATE: 4804991 4804994

Parameter	Units	92795990003 Result	MS Spike Conc.	MSD Spike Conc.	MS Result	MSD Result	MS % Rec	MSD % Rec	% Rec Limits	RPD	Max RPD	Qual
Chloride	mg/L	241	50	50	286	284	89	86	90-110	0	10	M1
Sulfate	mg/L	223	50	50	266	266	87	86	90-110	0	10	M1

MATRIX SPIKE & MATRIX SPIKE DUPLICATE: 4804997 4804998

Parameter	Units	92795980002 Result	MS Spike Conc.	MSD Spike Conc.	MS Result	MSD Result	MS % Rec	MSD % Rec	% Rec Limits	RPD	Max RPD	Qual
Chloride	mg/L	1.5	50	50	51.9	53.1	101	103	90-110	2	10	
Sulfate	mg/L	157	50	50	200	200	86	87	90-110	0	10	M1

Results presented on this page are in the units indicated by the "Units" column except where an alternate unit is presented to the right of the result.

This report shall not be reproduced, except in full,
without the written consent of Pace Analytical Services, LLC.

Pace Analytical Services, LLC
9800 Kincey Ave. Suite 100
Huntersville, NC 28078
(704)875-9092

QUALITY CONTROL DATA

Project: Plant Bowen AP Pilot Study
Pace Project No.: 92795990

QC Batch: 936752
QC Batch Method: EPA 3005A
Analysis Method: EPA 6020B
Analysis Description: WC 6020B MET
Laboratory: Pace Analytical Services - West Columbia
Associated Lab Samples: 92795990001, 92795990002, 92795990003, 92795990004, 92795990005, 92795990006, 92795990007, 92795990008, 92795990009, 92795990010

METHOD BLANK: 4814140
Matrix: Water
Associated Lab Samples: 92795990001, 92795990002, 92795990003, 92795990004, 92795990005, 92795990006, 92795990007, 92795990008, 92795990009, 92795990010

Parameter	Units	Blank Result	Reporting Limit	MDL	Analyzed	Qualifiers
Boron	mg/L	ND	0.040	0.0062	05/28/25 00:22	
Calcium	mg/L	ND	1.0	0.10	05/28/25 00:22	
Cobalt	mg/L	ND	0.0050	0.0012	05/28/25 00:22	
Iron	mg/L	ND	0.040	0.012	05/28/25 00:22	
Magnesium	mg/L	ND	0.050	0.010	05/28/25 00:22	
Molybdenum	mg/L	ND	0.010	0.0025	05/28/25 00:22	
Potassium	mg/L	ND	0.50	0.10	05/28/25 00:22	
Sodium	mg/L	ND	1.0	0.15	05/28/25 00:22	

LABORATORY CONTROL SAMPLE: 4814141

Parameter	Units	Spike Conc.	LCS Result	LCS % Rec	% Rec Limits	Qualifiers
Boron	mg/L	0.1	0.098	98	80-120	
Calcium	mg/L	1	1.0	102	80-120	
Cobalt	mg/L	0.1	0.11	106	80-120	
Iron	mg/L	1	1.0	101	80-120	
Magnesium	mg/L	1	1.0	102	80-120	
Molybdenum	mg/L	0.1	0.12	119	80-120	
Potassium	mg/L	1	1.0	104	80-120	
Sodium	mg/L	1	1.0J	100	80-120	

MATRIX SPIKE & MATRIX SPIKE DUPLICATE: 4814142 4814143

Parameter	Units	92795879005 Result	MS Spike Conc.	MSD Spike Conc.	MS Result	MSD Result	MS % Rec	MSD % Rec	% Rec Limits	RPD	Max RPD	Qual
Boron	mg/L	113 ug/L	0.1	0.1	0.21	0.21	100	97	75-125	1	20	
Calcium	mg/L	17700 ug/L	1	1	18.3	18.4	61	71	75-125	1	20	M1
Cobalt	mg/L	31.2 ug/L	0.1	0.1	0.13	0.13	100	99	75-125	1	20	
Iron	mg/L	3280 ug/L	1	1	4.4	4.3	108	107	75-125	0	20	
Magnesium	mg/L	5520 ug/L	1	1	6.7	6.7	116	122	75-125	1	20	
Molybdenum	mg/L	ND	0.1	0.1	0.11	0.11	107	107	75-125	1	20	
Potassium	mg/L	4570 ug/L	1	1	5.7	6.0	112	139	75-125	5	20	M1
Sodium	mg/L	8420 ug/L	1	1	9.6	9.9	121	147	75-125	3	20	M1

Results presented on this page are in the units indicated by the "Units" column except where an alternate unit is presented to the right of the result.

REPORT OF LABORATORY ANALYSIS

This report shall not be reproduced, except in full,
without the written consent of Pace Analytical Services, LLC.

Pace Analytical Services, LLC
9800 Kincey Ave. Suite 100
Huntersville, NC 28078
(704)875-9092

QUALITY CONTROL DATA

Project: Plant Bowen AP Pilot Study
Pace Project No.: 92795990

QC Batch: 936848
QC Batch Method: EPA 3005A
Analysis Method: EPA 6020B
Analysis Description: WC 6020B MET
Laboratory: Pace Analytical Services - West Columbia
Associated Lab Samples: 92795990011, 92795990012, 92795990013

METHOD BLANK: 4814399 Matrix: Water
Associated Lab Samples: 92795990011, 92795990012, 92795990013

Parameter	Units	Blank Result	Reporting Limit	MDL	Analyzed	Qualifiers
Boron	mg/L	ND	0.040	0.0062	05/30/25 02:08	
Calcium	mg/L	ND	1.0	0.10	05/30/25 02:08	
Cobalt	mg/L	ND	0.0050	0.0012	05/30/25 02:08	
Iron	mg/L	ND	0.040	0.012	05/30/25 02:08	
Magnesium	mg/L	ND	0.050	0.010	05/30/25 02:08	
Molybdenum	mg/L	ND	0.010	0.0025	05/30/25 02:08	
Potassium	mg/L	ND	0.50	0.10	05/30/25 02:08	
Sodium	mg/L	ND	1.0	0.15	05/30/25 02:08	

LABORATORY CONTROL SAMPLE: 4814400

Parameter	Units	Spike Conc.	LCS Result	LCS % Rec	% Rec Limits	Qualifiers
Boron	mg/L	0.1	0.11	106	80-120	
Calcium	mg/L	1	1.1	110	80-120	
Cobalt	mg/L	0.1	0.11	109	80-120	
Iron	mg/L	1	1.1	105	80-120	
Magnesium	mg/L	1	1.0	101	80-120	
Molybdenum	mg/L	0.1	0.11	114	80-120	
Potassium	mg/L	1	0.94	94	80-120	
Sodium	mg/L	1	0.95J	95	80-120	

MATRIX SPIKE & MATRIX SPIKE DUPLICATE: 4814401 4814402

Parameter	Units	92795990013 Result	MS Spike Conc.	MSD Spike Conc.	MS Result	MSD Result	MS % Rec	MSD % Rec	% Rec Limits	RPD	Max RPD	Qual
Boron	mg/L	ND	0.1	0.1	0.11	0.11	104	104	75-125	0	20	
Calcium	mg/L	ND	1	1	1.1	1.1	104	100	75-125	4	20	
Cobalt	mg/L	ND	0.1	0.1	0.11	0.11	110	108	75-125	2	20	
Iron	mg/L	ND	1	1	1.1	1.0	104	102	75-125	3	20	
Magnesium	mg/L	ND	1	1	0.99	0.97	98	97	75-125	1	20	
Molybdenum	mg/L				0.11	0.10				2	20	
Potassium	mg/L	ND	1	1	0.97	0.94	97	94	75-125	3	20	
Sodium	mg/L	ND	1	1	1.0	0.97J	93	89	75-125	4	20	

Results presented on this page are in the units indicated by the "Units" column except where an alternate unit is presented to the right of the result.

REPORT OF LABORATORY ANALYSIS

This report shall not be reproduced, except in full,
without the written consent of Pace Analytical Services, LLC.

Pace Analytical Services, LLC
9800 Kincey Ave. Suite 100
Huntersville, NC 28078
(704)875-9092

QUALIFIERS

Project: Plant Bowen AP Pilot Study
Pace Project No.: 92795990

DEFINITIONS

DF - Dilution Factor, if reported, represents the factor applied to the reported data due to dilution of the sample aliquot.

ND - Not Detected at or above adjusted reporting limit.

TNTC - Too Numerous To Count

J - Estimated concentration above the adjusted method detection limit and below the adjusted reporting limit.

MDL - Adjusted Method Detection Limit.

PQL - Practical Quantitation Limit.

RL - Reporting Limit - The lowest concentration value that meets project requirements for quantitative data with known precision and bias for a specific analyte in a specific matrix.

S - Surrogate

1,2-Diphenylhydrazine decomposes to and cannot be separated from Azobenzene using Method 8270. The result for each analyte is a combined concentration.

Consistent with EPA guidelines, unrounded data are displayed and have been used to calculate % recovery and RPD values.

LCS(D) - Laboratory Control Sample (Duplicate)

MS(D) - Matrix Spike (Duplicate)

DUP - Sample Duplicate

RPD - Relative Percent Difference

NC - Not Calculable.

SG - Silica Gel - Clean-Up

U - Indicates the compound was analyzed for, but not detected.

Acid preservation may not be appropriate for 2 Chloroethylvinyl ether.

A separate vial preserved to a pH of 4-5 is recommended in SW846 Chapter 4 for the analysis of Acrolein and Acrylonitrile by EPA Method 8260.

N-Nitrosodiphenylamine decomposes and cannot be separated from Diphenylamine using Method 8270. The result reported for each analyte is a combined concentration.

Reported results are not rounded until the final step prior to reporting. Therefore, calculated parameters that are typically reported as "Total" may vary slightly from the sum of the reported component parameters.

Pace Analytical is TNI accredited. Contact your Pace PM for the current list of accredited analytes.

TNI - The NELAC Institute.

ANALYTE QUALIFIERS

ED	Due to the extract's physical characteristics, the analysis was performed at dilution.
M1	Matrix spike recovery exceeded QC limits. Batch accepted based on laboratory control sample (LCS) recovery.

This report shall not be reproduced, except in full,
without the written consent of Pace Analytical Services, LLC.

Pace Analytical Services, LLC
9800 Kincey Ave. Suite 100
Huntersville, NC 28078
(704)875-9092

QUALITY CONTROL DATA CROSS REFERENCE TABLE

Project: Plant Bowen AP Pilot Study
Pace Project No.: 92795990

Lab ID	Sample ID	QC Batch Method	QC Batch	Analytical Method	Analytical Batch
92795990001	**BOW-PT-02**	EPA 300.0 Rev 2.1 1993	934994		
92795990002	**BOW-PT-02**	EPA 300.0 Rev 2.1 1993	934994		
92795990003	**BOW-PT-02**	EPA 300.0 Rev 2.1 1993	934997		
92795990004	**BOW-PT-02**	EPA 300.0 Rev 2.1 1993	934997		
92795990005	**BOW-PT-02**	EPA 300.0 Rev 2.1 1993	934997		
92795990006	**BOW-PT-04**	EPA 300.0 Rev 2.1 1993	934994		
92795990007	**BOW-PT-04**	EPA 300.0 Rev 2.1 1993	934994		
92795990008	**BOW-PT-04**	EPA 300.0 Rev 2.1 1993	934997		
92795990009	**BOW-PT-04**	EPA 300.0 Rev 2.1 1993	934997		
92795990010	**BOW-PT-04**	EPA 300.0 Rev 2.1 1993	934997		
92795990011	**BOW-AP1-FD-01**	EPA 300.0 Rev 2.1 1993	934997		
92795990012	**BOW-AP-1-FB-01**	EPA 300.0 Rev 2.1 1993	934997		
92795990013	**BOW-AP-1-EB-01**	EPA 300.0 Rev 2.1 1993	934997		
92795990001	**BOW-PT-02**	EPA 3005A	936752	EPA 6020B	938340
92795990002	**BOW-PT-02**	EPA 3005A	936752	EPA 6020B	938340
92795990003	**BOW-PT-02**	EPA 3005A	936752	EPA 6020B	938340
92795990004	**BOW-PT-02**	EPA 3005A	936752	EPA 6020B	938340
92795990005	**BOW-PT-02**	EPA 3005A	936752	EPA 6020B	938340
92795990006	**BOW-PT-04**	EPA 3005A	936752	EPA 6020B	938340
92795990007	**BOW-PT-04**	EPA 3005A	936752	EPA 6020B	938340
92795990008	**BOW-PT-04**	EPA 3005A	936752	EPA 6020B	938340
92795990009	**BOW-PT-04**	EPA 3005A	936752	EPA 6020B	938340
92795990010	**BOW-PT-04**	EPA 3005A	936752	EPA 6020B	938340
92795990011	**BOW-AP1-FD-01**	EPA 3005A	936848	EPA 6020B	938871
92795990012	**BOW-AP-1-FB-01**	EPA 3005A	936848	EPA 6020B	938871
92795990013	**BOW-AP-1-EB-01**	EPA 3005A	936848	EPA 6020B	938871

This report shall not be reproduced, except in full,
without the written consent of Pace Analytical Services, LLC.

DC#_Title: ENV-FRM-HUN1-0083 v05_Sample Condition Upon Receipt

Effective Date: 05/24/2024

Laboratory receiving samples:

Asheville ☐ Eden ☐ Greenwood ☐ Huntersville ☐ Raleigh ☐ Mechanicsville ☐ Atlanta ☑ Kernersville ☐

Sample Condition Upon Receipt

Client Name: Low Power

Project # **WO# : 92795990**

92795990

Courier: ☐ Commercial ☑ Fed Ex ☐ UPS ☐ USPS ☐ Client ☑ Pace ☐ Other:____

Custody Seal Present? ☑ Yes ☐ No Seals Intact? ☑ Yes ☐ No ☐ N/A

Date/Initials Person Examining Contents: 5/9 KA

Packing Material: ☑ Bubble Wrap ☐ Bubble Bags ☐ None ☐ Other

Biological Tissue Frozen? ☐ Yes ☐ No ☑ N/A

Thermometer: ☑ IR Gun ID: 730

Type of Ice: ☑ Wet ☐ Blue ☐ None

Cooler Temp: 1.1 Correction Factor: Add/Subtract (°C) 0.0

Temp should be above freezing to 6°C

☐ Samples out of temp criteria. Samples on ice, cooling process has begun

Cooler Temp Corrected (°C): 1.1

USDA Regulated Soil (☐ N/A, water sample)

Did samples originate in a quarantine zone within the United States: CA, NY, or SC (check maps)? ☐ Yes ☐ No

Did samples originate from a foreign source (internationally, including Hawaii and Puerto Rico)? ☐ Yes ☐ No

				Comments/Discrepancy:
Chain of Custody Present?	☑ Yes	☐ No	☐ N/A	1.
Samples Arrived within Hold Time?	☑ Yes	☐ No	☐ N/A	2.
Short Hold Time Analysis (<72 hr.)?	☐ Yes	☑ No	☐ N/A	3.
Rush Turn Around Time Requested?	☐ Yes	☑ No	☐ N/A	4.
Sufficient Volume?	☑ Yes	☐ No	☐ N/A	5.
Correct Containers Used?	☑ Yes	☐ No	☐ N/A	6.
-Pace Containers Used?	☑ Yes	☐ No	☐ N/A	
Containers Intact?	☑ Yes	☐ No	☐ N/A	7.
Dissolved analysis: Samples Field Filtered?	☐ Yes	☐ No	☑ N/A	8.
Sample Labels Match COC?	☑ Yes	☐ No	☐ N/A	9.
-Includes Date/Time/ID/Analysis Matrix: W				
Headspace in VOA Vials (>5-6mm)?	☐ Yes	☐ No	☑ N/A	10.
Trip Blank Present?	☐ Yes	☐ No	☑ N/A	11.
Trip Blank Custody Seals Present?	☐ Yes	☐ No	☑ N/A	

COMMENTS/SAMPLE DISCREPANCY

Field Data Required? ☐ Yes ☐ No

Lot ID of split containers:

CLIENT NOTIFICATION/RESOLUTION

Person contacted: Date/Time:

Project Manager SCURF Review: Date:

Project Manager SRF Review: Date:

DC#_Title: ENV-FRM-HUN1-0083 v05_Sample Condition Upon Receipt

Effective Date: 05/24/2024

WO#: 92795990

Project

PM: BV **Due Date: 05/27/25**

CLIENT: 92-GP-BOWLF

*Check mark top half of box if pH and/or dechlorination is verified and within the acceptance range for preservation samples.

Exceptions: VOA, Coliform, TOC, Oil and Grease, DRO/8015 (water) DOC, LLHg

**Bottom half of box is to list number of bottles

***Check all unpreserved Nitrates for chlorine

Laboratory Receiving Location: Asheville ☐ Eden ☐ Greenwood ☐ Huntersville ☐ Raleigh ☐ Mechanicsville ☐ Atlanta ☐ Kernersville ☐

Client _____ Profile/EZ (Circle one) _____ Notes _____

Item#	BP4U-125 mL Plastic Unpreserved (N/A) (Cl-)	BP3U-250 mL Plastic Unpreserved (N/A)	BP2U-500 mL Plastic Unpreserved (N/A)	BP1U-1 liter Plastic Unpreserved (N/A)		BP4S-125 mL Plastic H2SO4 (pH < 2) (Cl-)	BP3N-250 mL plastic HNO3 (pH < 2)	BP4Z-125 mL Plastic 2N Acetate & NaOH (>9)	BP4B-125 mL Plastic NaOH (pH > 12) (Cl-)	WGFU-Wide-mouthed Glass Jar Unpreserved	AG1U-1 liter Amber Unpreserved (N/A) (Cl-)	AG1H-1 liter Amber HCl (pH < 2)	AG3U-250 mL Amber Unpreserved (N/A) (Cl-)	AG1S-1 liter Amber H2SO4 (pH < 2)	AG3S-250 mL Amber H2SO4 (pH < 2)	DG9A-40 mL Amber NH4Cl (N/A)(Cl-)	DG9H-40 mL VOA HCl (N/A)	VG9T-40 mL VOA Na2S2O3 (N/A)	VG9U-40 mL VOA Unpreserved (N/A)	DG9V-40 mL VOA H3PO4 (N/A)	KP7U-50 mL Plastic Unpreserved (N/A)	V/GK (3 vials per kit)-VPH/Gas kit (N/A)	SP5T-125 mL Sterile Plastic (N/A – lab)	SP2T-250 mL Sterile Plastic (N/A – lab)		BP3R-250 mL Plastic (NH2)2SO4 (9.3-9.7)	AG0U-100 mL Amber Unpreserved (N/A) (Cl-)	VSGU-20 mL Scintillation vials (N/A)	DG9U-40 mL Amber Unpreserved vials (N/A)
CC		2					2																						
1		2					2																						
2		2					2																						
3		2					2																						
4		2					2																						
5		2					2																						
6		2					2																						
7		2					2																						
8		2					2																						
9		2					2																						
10		2					2																						
11		2					2																						
12		2					2																						

pH Adjustment Log for Preserved Samples

Sample ID	Type of Preservative	pH upon receipt	Date preservation adjusted	Time preservation adjusted	Amount of Preservative added	Lot #

Note: Whenever there is a discrepancy affecting North Carolina compliance samples, a copy of this form will be sent to the North Carolina DENR Certification Office (i.e. Out of hold, incorrect preservative, out of temp, incorrect containers.

Pace® Location Requested (City/State): Pace Analytical Charlotte

CHAIN-OF-CUSTODY Analytical Request Document

Chain-of-Custody is a LEGAL DOCUMENT - Complete all relevant fields

LAB USE ONLY- Affix Workorder/Login Label Here

92795990

Scan QR Code for instructions

Company Name: Georgia Power- Bowen

Street Address: 241 Ralph McGill Blvd NE, Bin 10160, Atlanta, GA 30308

Customer Project #:

Project Name:

Site Collection Info/Facility ID (as applicable):

Contact/Report To: Kristen Junnko

Phone #: (470)217-3008

E-Mail: knjunnk@southernco.com

Cc E-Mail:

Invoice to: Account Payable

Invoice E-mail: georgiapowerinvoices@southernco.com

Purchase Order # (if applicable): GPC95642-0004

Quote #:

Time Zone Collected: [ ] AK [ ] PT [ ] MT [ ] CT [X] ET

County / State origin of sample(s): Georgia

Data Deliverables: [ ] Level II [ ] Level III [ ] Level IV [ ] EQUIS [ ] Other

Regulatory Program (DW, RCRA, etc.) as applicable: Reportable [ ] Yes [ ] No

Rush (Pre-approval required): [ ] Same Day [ ] 1 Day [ ] 2 Day [ ] 3 Day Other

Date Results Requested:

DW PWSID # or WW Permit # as applicable:

Field Filtered (if applicable): [ ] Yes [ ] No

Analysis:

* Matrix Codes (Insert in Matrix box below): Drinking Water (DW), Ground Water (GW), Wastewater (WW), Product (P), Soil/Solid (SS), Oil (OL), Wipe (WP), Tissue (TS), Bioassay (B), Vapor (V), Surface Water (SW), Sediment (SED), Sludge (SL), Caulk (CK), Leachate (LL), Biosolid (BS), Other (OT)

Specify Container Size **: **Container Size: (1) 1L, (2) 500mL, (3) 250mL, (4) 125mL, (5) 100mL, (6) 40mL vial, (7) EnCore, (8) TerraCore, (9) 90mL, (10) Other

Identify Container Preservative Type***: *** Preservative Types: (1) None, (2) HNO3, (3) H2SO4, (4) HCl, (5) NaOH, (6) Zn Acetate, (7) NaHSO4, (8) Sod Thiosulfate, (9) Ascorbic Acid, (10) MeOH, (11) Other

Lab Use Only: Proj. Mgr: Bonnie Vang; AcctNum / Client ID:; Table #:; Profile / Template: 16507; Prelog / Bottle Ord. ID: EZ 3252060

Customer Sample ID	Matrix *	Comp / Grab	Composite Start Date	Composite Start Time	Collected or Composite End Date	Collected or Composite End Time	# Cont.	Residual Chlorine Result	Residual Chlorine Units	2320B Alkalinity	300.0- Cl, SO4, F	APP III/IV Metals*	Sample Comment	Preservation non-conformance identified for sample
BOW-PT-02	WT	G			4/22/2025	1315	4				X	X	001	
BOW-PT-02	WT	G			4/23/2025	0940	4				X	X	002	
BOW-PT-02	WT	G			4/24/2025	0840	4				X	X	003	
BOW-PT-02	WT	G			4/25/2025	0835	4			X	X	X	004	
BOW-PT-02	WT	G			4/27/2025	0915	4			X	X	X	005	
BOW-PT-04	WT	G			4/22/2025	1500	4				X	X	006	
BOW-PT-04	WT	G			4/23/2025	0935	4				X	X	007	
BOW-PT-04	WT	G			4/24/2025	0920	4				X	X	008	
BOW-PT-04	WT	G			4/25/2025	0805	4			X	X	X	009	
BOW-PT-04	WT	G			4/27/2025	0830	4			X	X	X	010	

Additional Instructions from Pace®:
-App III/IV Metals-R: Ca, Co, Fe, Mg, K, Na
-Task Code: BOW.COR.CA.20250421
Samples will be filed and analyzed if accumulate do not show pH and conductivity response to injections. Do not analyze samples unless directed to do so

Collected By: Lebohi Kugoli
Printed Name:
Signature: LK

Customer Remarks / Special Conditions / Possible Hazards:

Coolers: Thermometer ID: Correction Factor (°C): Obs. Temp (°C): Corrected Temp (°C): [ ] On Ice

Relinquished by/Company: (Signature)	Date/Time	Received by/Company: (Signature)	Date/Time
Ensight / Geosyntec	May 5th 1:10 pm	Ryan Williams / Pace	5/6/2025 1310
Ryan Williams / Pace	5/6/2025 1725		5/6/25 1725
Relinquished by/Company: (Signature)	Date/Time:	Received by/Company: (Signature)	Date/Time:
Relinquished by/Company: (Signature)	Date/Time:	Received by/Company: (Signature)	Date/Time:

Tracking Number:

Delivered by: [ ] In-Person [ ] Courier [ ] FedEX [ ] UPS [ ] Other

Page: 1 of 2

Submitting a sample via this chain of custody constitutes acknowledgment and acceptance of the Pace® Terms and Conditions found at https://info.pacelabs.com/hubfs/pas-standard-terms.pdf

ENV-FRM-CORQ-0019_v02_110123

Pace® Location Requested (City/State): Pace Analytical Charlotte

CHAIN-OF-CUSTODY Analytical Request Document

Chain-of-Custody is a LEGAL DOCUMENT - Complete all relevant fields.

LAB USE ONLY- Affix Workorder/Login Label Here

Scan QR Code for instructions

Company Name: Georgia Power- Bowen

Street Address: 241 Ralph McGill Blvd NE, Bin 10160, Atlanta, GA 30308

Customer Project #:

Project Name: Plant Bowen AP Pilot Study

Site Collection Info/Facility ID (as applicable)

Contact/Report To: Kristen Junnko

Phone #: (470)217-0008

E-Mail: knjunnk@southernco.com

Cc E-Mail:

Invoice to: Account Payable

Invoice E-mail: georgiapowerinvoices@southernco.com

Purchase Order # (if applicable): GPC95642-0004

Quote #:

Time Zone Collected: [ ] AK [ ] PT [ ] MT [ ] CT [X] ET

County / State origin of sample(s): Georgia

Data Deliverables: [ ] Level II [ ] Level III [ ] Level IV [ ] EQUIS [ ] Other

Regulatory Program (DW, RCRA, etc.) as applicable: Reportable [ ] Yes [ ] No

Rush (Pre-approval required): [ ] Same Day [ ] 1 Day [ ] 2 Day [ ] 3 Day Other

Date Results Requested:

DW PWSID # or WW Permit # as applicable:

Field Filtered (if applicable): [ ] Yes [ ] No

Analysis:

* Matrix Codes (Insert in Matrix box below): Drinking Water (DW), Ground Water (GW), Wastewater (WW), Product (P), Soil/Solid (SS), Oil (OL), Wipe (WP), Tissue (TS), Bioassay (B), Vapor (V), Surface Water (SW), Sediment (SED), Sludge (SL), Caulk (CK), Leachate (LL), Biosolid (BS), Other (OT)

Specify Container Size**: **Container Size: (1) 1L, (2) 500mL, (3) 250mL, (4) 125mL, (5) 100mL, (6) 40mL vial, (7) EnCore, (8) TerraCore, (9) 90mL, (10) Other

Identify Container Preservative Type***: *** Preservative Types: (1) None, (2) HNO3, (3) H2SO4, (4) HCl, (5) NaOH, (6) Zn Acetate, (7) Na2SO4, (8) Sod. Thiosulfate, (9) Ascorbic Acid, (10) MeOH, (11) Other

Analysis Requested

Customer Sample ID	Matrix *	Comp / Grab	Composite Start Date	Composite Start Time	Collected or Composite End Date	Collected or Composite End Time	# Cont.	Residual Chlorine Result	Residual Chlorine Units	2320B Alkalinity	300.0- Cl, SO4, F	APP III/IV Metals*	Sample Comment
BOW-AP1-FD-01	WT	G				0000	4				X	X	011
BOW-AP-1-FB-01	WT	G			4/25/2025	0730	4			X	X	X	012
BOW-AP-1-EB-01	WT	G			4/25/2025	0930	4			X	X	X	013

Lab Use Only: Proj. Mgr: Bonnie Wang; AcctNum / Client ID:; Table #:; Profile / Template: 16507; Prelog / Bottle Ord. ID: EZ 3252060

Preservation non-conformance identified: Yes / No

Additional Instructions from Pace*:
- App III/IV Metals: B, Ca, Co, Fe, Mg, K, Na
- Task Code: BOW-CCR-CA-20250423
- Samples will be held and analyzed if deliverables do not show pH and conformity responses to instructions. Do not analyze samples unless directed to do so.

Collected By: Lakshi Kagali
Printed Name:
Signature: LK

Customer Remarks / Special Conditions / Possible Hazards:

Coolers: Thermometer ID: Correction Factor (°C): Obs. Temp. (°C): Corrected Temp. (°C): [ ] On Ice

Relinquished by/Company: (Signature)	Date/Time	Received by/Company: (Signature)	Date/Time
[illegible] / Geosyntec	May 9 2025 1:10 pm	Ryan Williams / Pace	5/9/2025 1310
Ryan Williams / Pace	5/9/2025 1725	[illegible]	5/9/25 1725

Tracking Number:

Delivered by: [ ] In-Person [ ] Courier [ ] FedEx [ ] UPS [ ] Other

Page: 2 of 2

Submitting a sample via this chain of custody constitutes acknowledgment and acceptance of the Pace® Terms and Conditions found at https://info.pacelabs.com/hubfs/pas-standard-terms.pdf

ENV-FRM-CORQ-0019_v02_110123 ©

Pilot Study Screening Sampling

Report to: Kristen Jurinko, Geosyntec Group

PO# GPC95642-0004

Location Code	Planned Sample Date	Unit	Matrix Code	Parameters					
				APPENDIX III [Boron, Calcium, Chloride, Sulfate]	APPENDIX IV [Cobalt]	Geochemical Parameters [Bicarb. alkalinity, Total alkalinity, Iron, Magnesium, Potassium, Sodium]	250-mL HNO3 (Metals)	250-mL unpreserved (Ions & Alkalinity)	Total per kit
BOW-PT-02	4/23/2025	AP-1	WG	X	X	X	1	2	3
BOW-PT-02	4/25/2025	AP-1	WG	X	X	X	1	2	3
BOW-PT-02	4/26/2025	AP-1	WG	X	X	X	1	2	3
BOW-PT-02	4/27/2025	AP-1	WG	X	X	X	1	2	3
BOW-PT-04	4/23/2025	AP-1	WG	X	X	X	1	2	3
BOW-PT-04	4/25/2025	AP-1	WG	X	X	X	1	2	3
BOW-PT-04	4/26/2025	AP-1	WG	X	X	X	1	2	3
BOW-PT-04	4/27/2025	AP-1	WG	X	X	X	1	2	3
BOW-AP1-FD-01	--	AP-1	WG	X	X	X	1	2	3
BOW-AP1-FB-01	--	AP-1	WQ	X	X	X	1	2	3
BOW-AP1-EB-01	--	AP-1	WQ	X	X	X	1	2	3
Extra 1				X	X	X	1	2	3
Extra 2				X	X	X	1	2	3
							13	26	39

Notes:

(1) Samples will be held and analyzed if instruments do not show pH and conductivity response to injections. Do not analyze samples unless directed to do so. Do not upload to EQuis.

(2) Project Reporting Limit should be consistent with all analytical data for Plant Bowen routine monitoring events. Any exceptions should be approved by the SCS Groundwater Team. We understand that RLs may occasionally change due to lab requirements, but please keep RLs consistent between sampling / analytical events as much possible.

(3) All analysis well be conducted using standard turnaround time consistent with all analytical data for Plant Bowen routine monitoring events.

eurofins | Environment Testing

ANALYTICAL REPORT

PREPARED FOR

Attn: Marty Crook
Geosyntec Consultants Inc
1255 Roberts Blvd. NW
Suite 200
Kennesaw, Georgia 30144

Generated 12/10/2025 6:26:33 AM Revision 1

JOB DESCRIPTION

Plant Bowen

JOB NUMBER

705-35800-1

Eurofins Atlanta
3080 Presidential Dr
Atlanta GA 30340

See page two for job notes and contact information.

my EOL

Eurofins Atlanta

Job Notes

The test results in this report relate only to the samples as received by the laboratory and will meet all requirements of the methodology, with any exceptions noted. This report shall not be reproduced except in full, without the express written approval of the laboratory. All questions should be directed to the Eurofins Environment Testing Southeast, LLC Project Manager.

Authorization

Generated
12/10/2025 6:26:33 AM
Revision 1

Authorized for release by
David Fuller, Project Manager
David.Fuller@et.eurofinsus.com
(770)344-8986

Table of Contents

Cover Page 1
Table of Contents 3
Sample Summary 4
Chain of Custody 5
Receipt Checklists 7
Definitions/Glossary 9
Case Narrative 10
Client Sample Results 11
Method Summary 13
QC Sample Results 14
QC Association Summary 17
Lab Chronicle 19
Certification Summary 20

Sample Summary

Client: Geosyntec Consultants Inc
Project/Site: Plant Bowen

Job ID: 705-35800-1

Lab Sample ID	Client Sample ID	Matrix	Collected	Received	Sample Origin
705-35800-1	BOW-PT-02	Water	07/07/25 10:25	07/07/25 14:22	Georgia
705-35800-2	BOW-PT-04	Water	07/07/25 09:25	07/07/25 14:22	Georgia

Eurofins Atlanta
3080 Presidential Dr
Atlanta, GA 310340
Phone (770)457-8177

Chain of Custody Record

eurofins | Environment Testing America

Client Information	Sampler: Tomlinson	Lab PM: Fuller, David	Carrier Tracking No(s):	COC No:
Client Contact: Marty Crook	Phone: 470-636-4740	E-Mail: David.Fuller@et.eurofinsus.com	State of Origin: GA	Page: Page 1 of 1
Company: Geosyntec Consultants, Inc.	PWSID:			Job #:
Address: 1255 Roberts Blvd, NW Suite 200	Due Date Requested:			
City: Kennesaw	TAT Requested (days): 2 day TAT			
State, Zip: GA, 30144	Compliance Project: Δ Yes Δ No			
Phone: 678-202-9500(Tel) 678-202-9501(Fax)	Lab Project #: 70504433			
Email: Martin.Crook@Geosyntec.com	Lab PO #: GW6581H			
Project Name: Plant Bowen	Project #: GW6581H			
Site:	WO#:			

Analysis Requested

Preservation Codes:
A - HCL, B - NaOH, C - Zn Acetate, D - Nitric Acid, E - NaHSO4, F - MeOH, G - Amchlor, H - Ascorbic Acid, I - Ice, J - DI Water, K - EDTA, L - EDA, M - Hexane, N - None, O - AsNaO2, P - Na2O4S, Q - Na2SO3, R - Na2S2O3, S - H2SO4, T - TSP Dodecahydrate, U - Acetone, V - MCAA, W - pH 4-5, Y - Trizma, Z - other (specify)
Other:

Sample Identification	Sample Date	Sample Time	Sample Type (C=comp, G=grab)	Matrix (W=water, S=solid, O=waste/oil, BT=Tissue, A=Air)	Field Filtered Sample (Yes or No)	Perform MS/MSD (Yes or No)	2320B- Alkalinity	9056A_ORGFM_28D- Chloride & Sulfate	6010D- Select 6 ICP Metals	6020B- Cobalt and Molybdenum									Total Number of containers	Special Instructions/Note:
			Preservation Code:				N	N	I	D	I									
BOW-PT-02-20250707	7/7/25	1025	G	WG	N	N	X	X	X	X									2	~~Task Code~~ (PT)
BOW-PT-04-20250707	7/7/25	0925	G	WG	N	N	X	X	X	X									2	
					N	N														
					N	N														
					N	N														

705-35800 COC

Possible Hazard Identification
☐ *Non-Hazard* ☐ *Flammable* ☐ *Skin Irritant* ☐ *Poison B* ☐ *Unknown* ☐ *Radiological*

Sample Disposal (A fee may be assessed if samples are retained longer than 1 month)
☐ *Return To Client* ☐ *Disposal By Lab* ☐ *Archive For* _____ *Months*

Deliverable Requested: I, II, III, IV, Other (specify)

Special Instructions/QC Requirements: Task Code: BOW-CCR-CA-20250707

Empty Kit Relinquished by: | Date: | Time: | Method of Shipment:

Relinquished by	Date/Time	Company	Received by	Date/Time	Company
Amanda Pastor	7/7/2025 12:30	Geosyntec	Cera Arsenas	7/7/25 12:30	
Kathy Cobb Geosyntec	7/7/25 1:11 pm		[illegible]	7/7/25 1311	
[illegible]	7/7/25 1422		[illegible]	7/7/25 1422	

Custody Seals Intact: Δ Yes Δ No | Custody Seal No.: | Cooler Temperature(s) °C and Other Remarks: 2.3° #2665

Ver: 01/16/2019

12/10/2025 (Rev. 1)

Eurofins Atlanta
3080 Presidential Dr
Atlanta GA 30340
Phone 770-457-8177 Fax 770-457-8188

Chain of Custody Record

eurofins | Environment Testing

Client Information (Sub Contract Lab)	Sampler: N/A	Lab PM: Fuller David	Carrier Tracking No(s): N/A	COC No: 705-50244 1
Client Contact: Shipping/Receiving	Phone: N/A	E-Mail: David Fuller@et eurofinsus com	State of Origin: Georgia	Page: Page 1 of 1
Company: Eurofins Environment Testing Southeast L		Accreditations Required (See note): NELAP - Florida		Job #: 705-35800-1
Address: 481 Newburyport Avenue	Due Date Requested: 7/11/2025			
City: Altamonte Springs	TAT Requested (days): N/A			
State Zip: FL 32701				
Phone: 407-339-5984(Tel) 407 260-6110(Fax)	PO #: N/A			
Email: N/A	WO #: N/A			
Project Name: Plant Bowen	Project #: 70504433			
Site: N/A	SSOW#: N/A			

Analysis Requested

Preservation Codes

Other: N/A

Sample Identification - Client ID (Lab ID)	Sample Date	Sample Time	Sample Type (C=comp, G=grab)	Matrix (W=water S=solid, O=waste/oil, BT=Tissue, A=Air)	Field Filtered Sample (Yes or No)	Perform MS/MSD (Yes or No)	9056A_ORGFM_28DChloride & Sulfate	Total Number of containers	Special Instructions/Note
			Preservation Code						
BOW-PT-02 (705-35800-1)	7/7/25	10 25 Eastern	G	Water			X	1	
BOW-PT-04 (705-35800-2)	7/7/25	09 25 Eastern	G	Water			X	1	

Note: Since laboratory accreditations are subject to change Eurofins Environment Testing Southeast, LLC places the ownership of method analyte & accreditation compliance upon our subcontract laboratories This sample shipment is forwarded under chain-of-custody If the laboratory does not currently maintain accreditation in the State of Origin listed above for analysis/tests/matrix being analyzed the samples must be shipped back to the Eurofins Environment Testing Southeast, LLC laboratory or other instructions will be provided Any changes to accreditation status should be brought to Eurofins Environment Testing Southeast, LLC attention immediately If all requested accreditations are current to date return the signed Chain of Custody attesting to said compliance to Eurofins Environment Testing Southeast, LLC

Possible Hazard Identification	Sample Disposal (A fee may be assessed if samples are retained longer than 1 month)
Unconfirmed	☐ Return To Client ☐ Disposal By Lab ☐ Archive For _____ Months
Deliverable Requested I II III IV Other (specify) Primary Deliverable Rank 2	Special Instructions/QC Requirements

Empty Kit Relinquished by	Date	Time	Method of Shipment:

Relinquished by	Date/Time	Company	Received by	Date/Time	Company
Anna Neal	7-10-25 1650			7/11/25 9:10	
Relinquished by	Date/Time	Company	Received by	Date/Time	Company
Relinquished by	Date/Time	Company	Received by	Date/Time	Company

Custody Seals Intact Δ Yes Δ No	Custody Seal No	Cooler Temperature(s) °C and Other Remarks 0.9 10.7

Ver: 10/10/2024

Login Sample Receipt Checklist

Client: Geosyntec Consultants Inc

Job Number: 705-35800-1

Login Number: 35800
List Number: 1
Creator: Jeremiah, Mortley

List Source: Eurofins Atlanta

Question	Answer	Comment
The cooler's custody seal, if present, is intact.	True	
The cooler does not appear to have been compromised or tampered with.	True	
Samples were received on ice.	True	
Cooler Temperature is acceptable.	True	
Cooler Temperature is recorded.	True	
COC present.	True	
COC is filled out in ink and legible.	True	
COC is filled out with all pertinent information.	True	
Sample custody seals, if present, are intact.	True	
Sample collection date/times are provided.	True	
The samples do not appear to have been compromised or tampered with.	True	
Containers are not broken or leaking.	True	
There are no discrepancies between the containers received and the COC.	True	
Sample containers have legible labels.	True	
Appropriate sample containers were rec'd and sufficient volume for all analyses.	True	
Samples are received within Holding Time (excluding tests with immediate HTs).	True	
Containers requiring zero headspace have no headspace or bubble is <6mm (1/4").	True	
Is there sufficient air space in bottle for bacteriological analysis.	True	

Login Sample Receipt Checklist

Client: Geosyntec Consultants Inc

Job Number: 705-35800-1

Login Number: 35800
List Number: 2
Creator: Gemeinhardt, Alexandria

List Source: Eurofins Orlando
List Creation: 07/11/25 10:21 AM

Question	Answer	Comment
The cooler or samples do not appear to have been compromised or tampered with	True	
Samples were received on ice.	True	
Cooler Temperature is acceptable.	True	
Cooler Temperature is recorded.	True	
COC is present.	True	
COC is filled out in ink and legible.	True	
COC is filled out with all pertinent information.	True	
Is the Field Sampler's name present on COC?	True	
There are no discrepancies between the containers received and the COC.	True	
Samples are received within Holding Time (excluding tests with immediate HTs)	True	
Sample containers have legible labels.	True	
Containers are not broken or leaking.Containers are not broken or leaking.	True	
Sample collection date/times are provided.	True	
Appropriate sample containers are used.	True	
Sample bottles are completely filled.	True	
There is sufficient vol. for all requested analyses, incl. any requested MS/MSDs	True	
Containers requiring zero headspace have no headspace or bubble is <6mm (1/4").	True	

Definitions/Glossary

Client: Geosyntec Consultants Inc
Project/Site: Plant Bowen

Job ID: 705-35800-1

Qualifiers

Metals

Qualifier	Qualifier Description
B	Compound was found in the blank and sample.
J	Result is less than the RL but greater than or equal to the MDL and the concentration is an approximate value.

Glossary

Abbreviation	These commonly used abbreviations may or may not be present in this report.
☼	Listed under the "D" column to designate that the result is reported on a dry weight basis
%R	Percent Recovery
CFL	Contains Free Liquid
CFU	Colony Forming Unit
CNF	Contains No Free Liquid
DER	Duplicate Error Ratio (normalized absolute difference)
Dil Fac	Dilution Factor
DL	Detection Limit (DoD/DOE)
DL, RA, RE, IN	Indicates a Dilution, Re-analysis, Re-extraction, or additional Initial metals/anion analysis of the sample
DLC	Decision Level Concentration (Radiochemistry)
EDL	Estimated Detection Limit (Dioxin)
LOD	Limit of Detection (DoD/DOE)
LOQ	Limit of Quantitation (DoD/DOE)
MCL	EPA recommended "Maximum Contaminant Level"
MDA	Minimum Detectable Activity (Radiochemistry)
MDC	Minimum Detectable Concentration (Radiochemistry)
MDL	Method Detection Limit
ML	Minimum Level (Dioxin)
MPN	Most Probable Number
MQL	Method Quantitation Limit
NC	Not Calculated
ND	Not Detected at the reporting limit (or MDL or EDL if shown)
NEG	Negative / Absent
POS	Positive / Present
PQL	Practical Quantitation Limit
PRES	Presumptive
QC	Quality Control
RER	Relative Error Ratio (Radiochemistry)
RL	Reporting Limit or Requested Limit (Radiochemistry)
RPD	Relative Percent Difference, a measure of the relative difference between two points
TEF	Toxicity Equivalent Factor (Dioxin)
TEQ	Toxicity Equivalent Quotient (Dioxin)
TNTC	Too Numerous To Count

Job Narrative
705-35800-1

Revision 1
The report being provided is a revision of the original report sent on 7/11/2025. The report is being revised in order to add B qualifier flags to Sodium as needed to these samples.

Analytical test results meet all requirements of the associated regulatory program listed on the Accreditation/Certification Summary Page unless otherwise noted under the individual analysis. Data qualifiers and/or narrative comments are included to explain any exceptions, if applicable.

- Matrix QC may not be reported if insufficient sample is provided or site-specific QC samples were not submitted. In these situations, to demonstrate precision and accuracy at a batch level, a LCS/LCSD may be performed, unless otherwise specified in the method.
- Surrogate and/or isotope dilution analyte recoveries (if applicable) which are outside of the QC window are confirmed unless attributed to a dilution or otherwise noted in the narrative.

Receipt
The samples were received on 7/7/2025 2:22 PM. Unless otherwise noted below, the samples arrived in good condition, and, where required, properly preserved and on ice. The temperature of the cooler at receipt time was 2.3°C.

HPLC/IC
No additional analytical or quality issues were noted, other than those described above or in the Definitions/ Glossary page.

Metals
Method 6010D: The method blank for preparation batch 705-66254 and analytical batch 705-66457 contained Sodium above the method detection limit. This target analyte concentration was less than the reporting limit (RL) in the method blank; therefore, re-extraction and/or re-analysis of samples was not performed.

Method 6020B - Total Recoverable: The method blank for preparation batch 705-66461 and analytical batche 705-66728 contained Molybdenum above the method detection limit. This target analyte concentration was less than the reporting limit (RL) in the method blank; therefore, re-extraction and/or re-analysis of samples was not performed.

No additional analytical or quality issues were noted, other than those described above or in the Definitions/ Glossary page.

General Chemistry
No additional analytical or quality issues were noted, other than those described above or in the Definitions/ Glossary page.

Client Sample Results

Client: Geosyntec Consultants Inc
Project/Site: Plant Bowen

Job ID: 705-35800-1

Client Sample ID: BOW-PT-02

Date Collected: 07/07/25 10:25
Date Received: 07/07/25 14:22

Lab Sample ID: 705-35800-1

Matrix: Water

Method: SW846 9056A - Anions, Ion Chromatography

Analyte	Result	Qualifier	RL	MDL	Unit	D	Prepared	Analyzed	Dil Fac
Chloride	390		4.0	2.0	mg/L			07/11/25 12:17	10
Sulfate	380		10	5.0	mg/L			07/11/25 12:17	10

Method: SW846 6010D - Metals (ICP)

Analyte	Result	Qualifier	RL	MDL	Unit	D	Prepared	Analyzed	Dil Fac
Boron	7.9		0.050	0.026	mg/L		07/08/25 11:58	07/09/25 18:00	1
Calcium	250		0.50	0.19	mg/L		07/08/25 11:58	07/09/25 18:15	5
Iron	ND		0.10	0.035	mg/L		07/08/25 11:58	07/09/25 18:00	1
Magnesium	40		0.10	0.036	mg/L		07/08/25 11:58	07/09/25 18:00	1
Potassium	9.1		0.50	0.32	mg/L		07/08/25 11:58	07/09/25 18:00	1
Sodium	25	B	1.0	0.039	mg/L		07/08/25 11:58	07/09/25 18:00	1

Method: SW846 6020B - Metals (ICP/MS) - Total Recoverable

Analyte	Result	Qualifier	RL	MDL	Unit	D	Prepared	Analyzed	Dil Fac
Cobalt	0.00062	J	0.0050	0.00041	mg/L		07/09/25 08:02	07/09/25 16:21	1
Molybdenum	0.036	B	0.0050	0.00069	mg/L		07/09/25 08:02	07/09/25 16:21	1

General Chemistry

Analyte	Result	Qualifier	RL	MDL	Unit	D	Prepared	Analyzed	Dil Fac
Bicarbonate Alkalinity (SM 2320B-2011)	160		3.0	3.0	mg/L			07/08/25 10:48	1
Total Alkalinity (SM 2320B-2011)	160		3.0	3.0	mg/L			07/08/25 10:48	1

Client Sample Results

Client: Geosyntec Consultants Inc
Project/Site: Plant Bowen

Job ID: 705-35800-1

Client Sample ID: BOW-PT-04

Date Collected: 07/07/25 09:25
Date Received: 07/07/25 14:22

Lab Sample ID: 705-35800-2

Matrix: Water

Method: SW846 9056A - Anions, Ion Chromatography

Analyte	Result	Qualifier	RL	MDL	Unit	D	Prepared	Analyzed	Dil Fac
Chloride	410		4.0	2.0	mg/L			07/11/25 12:29	10
Sulfate	420		10	5.0	mg/L			07/11/25 12:29	10

Method: SW846 6010D - Metals (ICP)

Analyte	Result	Qualifier	RL	MDL	Unit	D	Prepared	Analyzed	Dil Fac
Boron	9.6		0.050	0.026	mg/L		07/09/25 11:58	07/09/25 18:09	1
Calcium	240		0.50	0.19	mg/L		07/09/25 11:58	07/09/25 18:18	5
Iron	0.12		0.10	0.035	mg/L		07/09/25 11:58	07/09/25 18:09	1
Magnesium	45		0.10	0.036	mg/L		07/09/25 11:58	07/09/25 18:09	1
Potassium	10		0.50	0.32	mg/L		07/09/25 11:58	07/09/25 18:09	1
Sodium	71	B	1.0	0.039	mg/L		07/09/25 11:58	07/09/25 18:09	1

Method: SW846 6020B - Metals (ICP/MS) - Total Recoverable

Analyte	Result	Qualifier	RL	MDL	Unit	D	Prepared	Analyzed	Dil Fac
Cobalt	0.0072		0.0050	0.00041	mg/L		07/09/25 08:02	07/09/25 16:24	1
Molybdenum	0.021	B	0.0050	0.00069	mg/L		07/09/25 08:02	07/09/25 16:24	1

General Chemistry

Analyte	Result	Qualifier	RL	MDL	Unit	D	Prepared	Analyzed	Dil Fac
Bicarbonate Alkalinity (SM 2320B-2011)	260		3.0	3.0	mg/L			07/08/25 10:48	1
Total Alkalinity (SM 2320B-2011)	260		3.0	3.0	mg/L			07/08/25 10:48	1

Method Summary

Client: Geosyntec Consultants Inc
Project/Site: Plant Bowen

Job ID: 705-35800-1

Method	Method Description	Protocol	Laboratory
9056A	Anions, Ion Chromatography	SW846	EET ORL
6010D	Metals (ICP)	SW846	EET ATL
6020B	Metals (ICP/MS)	SW846	EET ATL
2320B-2011	Alkalinity, Total	SM	EET ATL
3005A	Preparation, Total Recoverable or Dissolved Metals	SW846	EET ATL
3010A	Preparation, Total Metals	SW846	EET ATL

Protocol References:

SM = "Standard Methods For The Examination Of Water And Wastewater"

SW846 = "Test Methods For Evaluating Solid Waste, Physical/Chemical Methods", Third Edition, November 1986 And Its Updates.

Laboratory References:

EET ATL = Eurofins Atlanta, 3080 Presidential Dr, Atlanta, GA 30340, TEL (770)457-8177

EET ORL = Eurofins Orlando, 481 Newburyport Avenue, Altamonte Springs, FL 32701, TEL (407)339-5984

QC Sample Results

Client: Geosyntec Consultants Inc
Project/Site: Plant Bowen

Job ID: 705-35800-1

Method: 9056A - Anions, Ion Chromatography

Lab Sample ID: MB 670-163113/6
Matrix: Water
Analysis Batch: 163113

Client Sample ID: Method Blank
Prep Type: Total/NA

Analyte	MB Result	MB Qualifier	RL	MDL	Unit	D	Prepared	Analyzed	Dil Fac
Chloride	ND		0.40	0.20	mg/L			07/11/25 09:54	1
Sulfate	ND		1.0	0.50	mg/L			07/11/25 09:54	1

Lab Sample ID: LCS 670-163113/4
Matrix: Water
Analysis Batch: 163113

Client Sample ID: Lab Control Sample
Prep Type: Total/NA

Analyte	Spike Added	LCS Result	LCS Qualifier	Unit	D	%Rec	%Rec Limits
Chloride	4.00	3.92		mg/L		98	80 - 120
Sulfate	10.0	9.84		mg/L		98	80 - 120

Lab Sample ID: LCSD 670-163113/5
Matrix: Water
Analysis Batch: 163113

Client Sample ID: Lab Control Sample Dup
Prep Type: Total/NA

Analyte	Spike Added	LCSD Result	LCSD Qualifier	Unit	D	%Rec	%Rec Limits	RPD	RPD Limit
Chloride	4.00	3.92		mg/L		98	80 - 120	0	15
Sulfate	10.0	9.80		mg/L		98	80 - 120	0	15

Lab Sample ID: 705-35717-C-1 MS
Matrix: Water
Analysis Batch: 163113

Client Sample ID: Matrix Spike
Prep Type: Total/NA

Analyte	Sample Result	Sample Qualifier	Spike Added	MS Result	MS Qualifier	Unit	D	%Rec	%Rec Limits
Chloride	0.67		5.00	5.58		mg/L		98	80 - 120
Sulfate	3.7		5.00	8.68		mg/L		99	80 - 120

Lab Sample ID: 705-35717-C-1 MSD
Matrix: Water
Analysis Batch: 163113

Client Sample ID: Matrix Spike Duplicate
Prep Type: Total/NA

Analyte	Sample Result	Sample Qualifier	Spike Added	MSD Result	MSD Qualifier	Unit	D	%Rec	%Rec Limits	RPD	RPD Limit
Chloride	0.67		5.00	5.64		mg/L		99	80 - 120	1	15
Sulfate	3.7		5.00	8.76		mg/L		100	80 - 120	1	15

Method: 6010D - Metals (ICP)

Lab Sample ID: MB 705-66254/1-A
Matrix: Water
Analysis Batch: 66457

Client Sample ID: Method Blank
Prep Type: Total/NA
Prep Batch: 66254

Analyte	MB Result	MB Qualifier	RL	MDL	Unit	D	Prepared	Analyzed	Dil Fac
Boron	ND		0.050	0.026	mg/L		07/08/25 12:00	07/08/25 16:42	1
Calcium	ND		0.10	0.038	mg/L		07/08/25 12:00	07/08/25 16:42	1
Iron	ND		0.10	0.035	mg/L		07/08/25 12:00	07/08/25 16:42	1
Magnesium	ND		0.10	0.036	mg/L		07/08/25 12:00	07/08/25 16:42	1
Potassium	ND		0.50	0.32	mg/L		07/08/25 12:00	07/08/25 16:42	1
Sodium	0.140	J	1.0	0.039	mg/L		07/08/25 12:00	07/08/25 16:42	1

Method: 6010D - Metals (ICP) (Continued)

Lab Sample ID: LCS 705-66254/2-A
Matrix: Water
Analysis Batch: 66457

Client Sample ID: Lab Control Sample
Prep Type: Total/NA
Prep Batch: 66254

Analyte	Spike Added	LCS Result	LCS Qualifier	Unit	D	%Rec	%Rec Limits
Boron	1.00	1.05		mg/L		105	80 - 120
Calcium	10.0	10.7		mg/L		107	80 - 120
Iron	10.0	11.2		mg/L		112	80 - 120
Magnesium	10.0	10.7		mg/L		107	80 - 120
Potassium	10.0	10.3		mg/L		103	80 - 120
Sodium	10.0	10.5		mg/L		105	80 - 120

Lab Sample ID: 752-34146-C-2-B MS
Matrix: Water
Analysis Batch: 66457

Client Sample ID: Matrix Spike
Prep Type: Total/NA
Prep Batch: 66254

Analyte	Sample Result	Sample Qualifier	Spike Added	MS Result	MS Qualifier	Unit	D	%Rec	%Rec Limits
Boron	0.17		1.00	1.20		mg/L		104	75 - 125
Calcium	15		10.0	25.3		mg/L		106	75 - 125
Iron	ND		10.0	10.9		mg/L		109	75 - 125
Magnesium	7.0		10.0	17.4		mg/L		105	75 - 125
Potassium	4.4		10.0	14.9		mg/L		105	75 - 125
Sodium	35	B	10.0	45.4		mg/L		104	75 - 125

Lab Sample ID: 752-34146-C-2-D MSD
Matrix: Water
Analysis Batch: 66457

Client Sample ID: Matrix Spike Duplicate
Prep Type: Total/NA
Prep Batch: 66254

Analyte	Sample Result	Sample Qualifier	Spike Added	MSD Result	MSD Qualifier	Unit	D	%Rec	%Rec Limits	RPD	RPD Limit
Boron	0.17		1.00	1.21		mg/L		105	75 - 125	1	20
Calcium	15		10.0	25.4		mg/L		108	75 - 125	1	20
Iron	ND		10.0	11.0		mg/L		110	75 - 125	1	20
Magnesium	7.0		10.0	17.6		mg/L		106	75 - 125	1	20
Potassium	4.4		10.0	15.0		mg/L		106	75 - 125	1	20
Sodium	35	B	10.0	45.6		mg/L		107	75 - 125	1	20

Method: 6020B - Metals (ICP/MS)

Lab Sample ID: MB 705-66461/1-A
Matrix: Water
Analysis Batch: 66728

Client Sample ID: Method Blank
Prep Type: Total Recoverable
Prep Batch: 66461

Analyte	MB Result	MB Qualifier	RL	MDL	Unit	D	Prepared	Analyzed	Dil Fac
Cobalt	ND		0.0050	0.00041	mg/L		07/09/25 08:02	07/09/25 16:03	1
Molybdenum	0.00191	J	0.0050	0.00069	mg/L		07/09/25 08:02	07/09/25 16:03	1

Lab Sample ID: LCS 705-66461/2-A
Matrix: Water
Analysis Batch: 66728

Client Sample ID: Lab Control Sample
Prep Type: Total Recoverable
Prep Batch: 66461

Analyte	Spike Added	LCS Result	LCS Qualifier	Unit	D	%Rec	%Rec Limits
Cobalt	0.100	0.103		mg/L		103	80 - 120
Molybdenum	0.100	0.105		mg/L		105	80 - 120

Method: 6020B - Metals (ICP/MS) (Continued)

Lab Sample ID: 705-35117-A-14-B MSD
Matrix: Water
Analysis Batch: 66728

Client Sample ID: Matrix Spike Duplicate
Prep Type: Total Recoverable
Prep Batch: 66461

Analyte	Sample Result	Sample Qualifier	Spike Added	MSD Result	MSD Qualifier	Unit	D	%Rec	%Rec Limits	RPD	RPD Limit
Cobalt	0.10		0.100	0.198		mg/L		96	75 - 125	5	20
Molybdenum	0.014	B	0.100	0.116		mg/L		102	75 - 125	3	20

Lab Sample ID: 705-35117-A-14-C MS
Matrix: Water
Analysis Batch: 66728

Client Sample ID: Matrix Spike
Prep Type: Total Recoverable
Prep Batch: 66461

Analyte	Sample Result	Sample Qualifier	Spike Added	MS Result	MS Qualifier	Unit	D	%Rec	%Rec Limits		
Cobalt	0.10		0.100	0.188		mg/L		87	75 - 125		
Molybdenum	0.014	B	0.100	0.119		mg/L		105	75 - 125		

Method: 2320B-2011 - Alkalinity, Total

Lab Sample ID: LCS 705-66322/1
Matrix: Water
Analysis Batch: 66322

Client Sample ID: Lab Control Sample
Prep Type: Total/NA

Analyte			Spike Added	LCS Result	LCS Qualifier	Unit	D	%Rec	%Rec Limits		
Total Alkalinity			125	126		mg/L		101	90 - 110		

Lab Sample ID: 705-35209-G-1 DU
Matrix: Water
Analysis Batch: 66322

Client Sample ID: Duplicate
Prep Type: Total/NA

Analyte	Sample Result	Sample Qualifier		DU Result	DU Qualifier	Unit	D			RPD	RPD Limit
Total Alkalinity	21			21.6		mg/L				1	30

QC Association Summary

Client: Geosyntec Consultants Inc
Project/Site: Plant Bowen

Job ID: 705-35800-1

HPLC/IC

Analysis Batch: 163113

Lab Sample ID	Client Sample ID	Prep Type	Matrix	Method	Prep Batch
705-35800-1	BOW-PT-02	Total/NA	Water	9056A	
705-35800-2	BOW-PT-04	Total/NA	Water	9056A	
MB 670-163113/6	Method Blank	Total/NA	Water	9056A	
LCS 670-163113/4	Lab Control Sample	Total/NA	Water	9056A	
LCSD 670-163113/5	Lab Control Sample Dup	Total/NA	Water	9056A	
705-35717-C-1 MS	Matrix Spike	Total/NA	Water	9056A	
705-35717-C-1 MSD	Matrix Spike Duplicate	Total/NA	Water	9056A	

Metals

Prep Batch: 66254

Lab Sample ID	Client Sample ID	Prep Type	Matrix	Method	Prep Batch
705-35800-1	BOW-PT-02	Total/NA	Water	3010A	
705-35800-2	BOW-PT-04	Total/NA	Water	3010A	
MB 705-66254/1-A	Method Blank	Total/NA	Water	3010A	
LCS 705-66254/2-A	Lab Control Sample	Total/NA	Water	3010A	
752-34146-C-2-B MS	Matrix Spike	Total/NA	Water	3010A	
752-34146-C-2-D MSD	Matrix Spike Duplicate	Total/NA	Water	3010A	

Analysis Batch: 66457

Lab Sample ID	Client Sample ID	Prep Type	Matrix	Method	Prep Batch
MB 705-66254/1-A	Method Blank	Total/NA	Water	6010D	66254
LCS 705-66254/2-A	Lab Control Sample	Total/NA	Water	6010D	66254
752-34146-C-2-B MS	Matrix Spike	Total/NA	Water	6010D	66254
752-34146-C-2-D MSD	Matrix Spike Duplicate	Total/NA	Water	6010D	66254

Prep Batch: 66461

Lab Sample ID	Client Sample ID	Prep Type	Matrix	Method	Prep Batch
705-35800-1	BOW-PT-02	Total Recoverable	Water	3005A	
705-35800-2	BOW-PT-04	Total Recoverable	Water	3005A	
MB 705-66461/1-A	Method Blank	Total Recoverable	Water	3005A	
LCS 705-66461/2-A	Lab Control Sample	Total Recoverable	Water	3005A	
705-35117-A-14-B MSD	Matrix Spike Duplicate	Total Recoverable	Water	3005A	
705-35117-A-14-C MS	Matrix Spike	Total Recoverable	Water	3005A	

Analysis Batch: 66728

Lab Sample ID	Client Sample ID	Prep Type	Matrix	Method	Prep Batch
705-35800-1	BOW-PT-02	Total Recoverable	Water	6020B	66461
705-35800-2	BOW-PT-04	Total Recoverable	Water	6020B	66461
MB 705-66461/1-A	Method Blank	Total Recoverable	Water	6020B	66461
LCS 705-66461/2-A	Lab Control Sample	Total Recoverable	Water	6020B	66461
705-35117-A-14-B MSD	Matrix Spike Duplicate	Total Recoverable	Water	6020B	66461
705-35117-A-14-C MS	Matrix Spike	Total Recoverable	Water	6020B	66461

Analysis Batch: 66743

Lab Sample ID	Client Sample ID	Prep Type	Matrix	Method	Prep Batch
705-35800-1	BOW-PT-02	Total/NA	Water	6010D	66254
705-35800-1	BOW-PT-02	Total/NA	Water	6010D	66254
705-35800-2	BOW-PT-04	Total/NA	Water	6010D	66254
705-35800-2	BOW-PT-04	Total/NA	Water	6010D	66254

QC Association Summary

Client: Geosyntec Consultants Inc
Project/Site: Plant Bowen

Job ID: 705-35800-1

General Chemistry

Analysis Batch: 66322

Lab Sample ID	Client Sample ID	Prep Type	Matrix	Method	Prep Batch
705-35800-1	BOW-PT-02	Total/NA	Water	2320B-2011	
705-35800-2	BOW-PT-04	Total/NA	Water	2320B-2011	
LCS 705-66322/1	Lab Control Sample	Total/NA	Water	2320B-2011	
705-35209-G-1 DU	Duplicate	Total/NA	Water	2320B-2011	

Lab Chronicle

Client: Geosyntec Consultants Inc
Project/Site: Plant Bowen

Job ID: 705-35800-1

Client Sample ID: BOW-PT-02

Lab Sample ID: 705-35800-1

Date Collected: 07/07/25 10:25
Date Received: 07/07/25 14:22

Matrix: Water

Prep Type	Batch Type	Batch Method	Run	Dilution Factor	Batch Number	Analyst	Lab	Prepared or Analyzed
Total/NA	Analysis	9056A		10	163113	YGS	EET ORL	07/11/25 12:17
Total/NA	Prep	3010A			66254	EF	EET ATL	07/08/25 11:58
Total/NA	Analysis	6010D		1	66743	DAB	EET ATL	07/09/25 18:00
Total/NA	Prep	3010A			66254	EF	EET ATL	07/08/25 11:58
Total/NA	Analysis	6010D		5	66743	DAB	EET ATL	07/09/25 18:15
Total Recoverable	Prep	3005A			66461	SA	EET ATL	07/09/25 08:02
Total Recoverable	Analysis	6020B		1	66728	IF	EET ATL	07/09/25 16:21
Total/NA	Analysis	2320B-2011		1	66322	AH	EET ATL	07/08/25 10:48

Client Sample ID: BOW-PT-04

Lab Sample ID: 705-35800-2

Date Collected: 07/07/25 09:25
Date Received: 07/07/25 14:22

Matrix: Water

Prep Type	Batch Type	Batch Method	Run	Dilution Factor	Batch Number	Analyst	Lab	Prepared or Analyzed
Total/NA	Analysis	9056A		10	163113	YGS	EET ORL	07/11/25 12:29
Total/NA	Prep	3010A			66254	EF	EET ATL	07/09/25 11:58
Total/NA	Analysis	6010D		1	66743	DAB	EET ATL	07/09/25 18:09
Total/NA	Prep	3010A			66254	EF	EET ATL	07/09/25 11:58
Total/NA	Analysis	6010D		5	66743	DAB	EET ATL	07/09/25 18:18
Total Recoverable	Prep	3005A			66461	SA	EET ATL	07/09/25 08:02
Total Recoverable	Analysis	6020B		1	66728	IF	EET ATL	07/09/25 16:24
Total/NA	Analysis	2320B-2011		1	66322	AH	EET ATL	07/08/25 10:48

Laboratory References:

EET ATL = Eurofins Atlanta, 3080 Presidential Dr, Atlanta, GA 30340, TEL (770)457-8177

EET ORL = Eurofins Orlando, 481 Newburyport Avenue, Altamonte Springs, FL 32701, TEL (407)339-5984

Accreditation/Certification Summary

Client: Geosyntec Consultants Inc
Project/Site: Plant Bowen

Job ID: 705-35800-1

Laboratory: Eurofins Atlanta

The accreditations/certifications listed below are applicable to this report.

Authority	Program	Identification Number	Expiration Date
Florida	NELAP	E87582	06-30-26

Laboratory: Eurofins Orlando

All accreditations/certifications held by this laboratory are listed. Not all accreditations/certifications are applicable to this report.

Authority	Program	Identification Number	Expiration Date
Alabama	State	42800	06-30-26
Arkansas (DW)	State	FL00091	06-30-26
Florida	NELAP	E83018	11-11-25
Georgia	State	E83018 (FL)	06-30-26
Georgia (DW)	State	C055	06-30-26
Louisiana (DW)	State	LA039	12-31-25
Mississippi	State	MS00007	06-30-26
New Mexico	State	FL00091	06-30-26
North Carolina (DW)	State	12712	07-31-26
North Carolina (WW/SW)	State	699	12-31-25
Puerto Rico	State	FL00091	01-31-26
Tennessee	State	TN04930	06-30-26
Texas	NELAP	T104704571	02-28-26
USDA	US Federal Programs	P525-23-138-94710	05-18-26

eurofins | Environment Testing

ANALYTICAL REPORT

PREPARED FOR

Attn: Marty Crook
Geosyntec Consultants Inc
1255 Roberts Blvd. NW
Suite 200
Kennesaw, Georgia 30144

Generated 12/10/2025 6:51:59 AM Revision 1

JOB DESCRIPTION

Plant Bowen

JOB NUMBER

705-35913-1

Eurofins Atlanta
3080 Presidential Dr
Atlanta GA 30340

See page two for job notes and contact information.

my EOL

Eurofins Atlanta

Job Notes

The test results in this report relate only to the samples as received by the laboratory and will meet all requirements of the methodology, with any exceptions noted. This report shall not be reproduced except in full, without the express written approval of the laboratory. All questions should be directed to the Eurofins Environment Testing Southeast, LLC Project Manager.

Authorization

Generated
12/10/2025 6:51:59 AM
Revision 1

Authorized for release by
David Fuller, Project Manager
David.Fuller@et.eurofinsus.com
(770)344-8986

Table of Contents

Cover Page 1
Table of Contents 3
Sample Summary 4
Chain of Custody 5
Receipt Checklists 7
Definitions/Glossary 9
Case Narrative 10
Client Sample Results 11
Method Summary 13
QC Sample Results 14
QC Association Summary 17
Lab Chronicle 19
Certification Summary 20

Sample Summary

Client: Geosyntec Consultants Inc
Project/Site: Plant Bowen

Job ID: 705-35913-1

Lab Sample ID	Client Sample ID	Matrix	Collected	Received	Sample Origin
705-35913-1	BOW-PT-02	Water	07/08/25 08:26	07/08/25 12:25	Georgia
705-35913-2	BOW-PT-04	Water	07/08/25 08:30	07/08/25 12:25	Georgia

Eurofins Atlanta
3080 Presidential Dr
Atlanta, GA 30340
Phone (770) 457-8177

Chain of Custody Record

eurofins | Environment Testing America

Client Information	Sampler: A. Tomlinson	Lab PM: Fuller, David	Carrier Tracking No(s):	COC No:
Client Contact: Marty Crook	Phone: 470-636-4740	E-Mail: David.Fuller@et.eurofinsus.com	State of Origin: GA	Page: Page 1 of 1
Company: Geosyntec Consultants, Inc.	PWSID:			Job #:
Address: 1255 Roberts Blvd, NW Suite 200	Due Date Requested:			
City: Kennesaw	TAT Requested (days): 2-day TAT			
State, Zip: GA, 30144	Compliance Project: Δ Yes Δ No			
Phone: 678-202-9500(Tel) 678-202-9501(Fax)	Lab Project #: 70504433			
Email: Martin.Crook@geosyntec.com	Lab PO #: _____ / Task 100			
Project Name: Plant Bowen	Project #: GW6581H			
Site:	WO#:			

Analysis Requested

Preservation Codes:
A - HCL
B - NaOH
C - Zn Acetate
D - Nitric Acid
E - NaHSO4
F - MeOH
G - Amchlor
H - Ascorbic Acid
I - Ice
J - DI Water
K - EDTA
L - EDA
M - Hexane
N - None
O - AsNaO2
P - Na2O4S
Q - Na2SO3
R - Na2S2O3
S - H2SO4
T - TSP Dodecahydrate
U - Acetone
V - MCAA
W - pH 4-5
Y - Trizma
Z - other (specify)
Other:

Sample Identification	Sample Date	Sample Time	Sample Type (C=comp, G=grab)	Matrix (W=water, S=solid, O=waste/oil, BT=Tissue, A=Air)	Field Filtered Sample (Yes or No)	Perform MS/MSD (Yes or No)	2320B - Alkalinity	9056A_ORGFM_28D - Chloride & Sulfate	6010D - Select 6 ICP Metals	6020B - Cobalt & Molybdenum	Total Number of containers	Special Instructions/Note:
			Preservation Code:				N	N	D	D		
BOW-PT-02-20250708	7/8/25	0826	G	WG	N	N	X	X	X	X	2	
BOW-PT-04-20250708	7/8/25	0830	G	WG	N	N	X	X	X	X	2	

705-35913 COC

Possible Hazard Identification
☐ *Non-Hazard* ☐ *Flammable* ☐ *Skin Irritant* ☐ *Poison B* ☐ *Unknown* ☐ *Radiological*

Sample Disposal (A fee may be assessed if samples are retained longer than 1 month)
☐ *Return To Client* ☐ *Disposal By Lab* ☐ *Archive For* _____ *Months*

Deliverable Requested: I, II, III, IV, Other (specify)

Special Instructions/QC Requirements: **Task Code: BOW-CCR-CA-20250708**

Empty Kit Relinquished by:	Date:	Time:	Method of Shipment:

Relinquished by:	Date/Time:	Company	Received by:	Date/Time:	Company
[signature]	7/8/2025 10:13	Geosyntec	Vena Higgins	7/8/2025 10:13	
Vena Higgins	7/8/2025 11:42		[signature]	7/8/25 11:42	Eurofins
[signature]	7/8/25 12:25	Eurofins	[signature]	7.8.25 1225	

Custody Seals Intact: Δ Yes Δ No	Custody Seal No.:	Cooler Temperature(s) °C and Other Remarks: 2.0 #2665

Eurofins Atlanta
3080 Presidential Dr
Atlanta GA 30340
Phone 770-457-8177 Fax 770-457-8188

Chain of Custody Record

eurofins | Environment Testing

Client Information (Sub Contract Lab)	Sampler: N/A	Lab PM: Fuller David	Carrier Tracking No(s): N/A	COC No: 705-50244 1
Client Contact: Shipping/Receiving	Phone: N/A	E-Mail: David Fuller@et.eurofinsus com	State of Origin: Georgia	Page: Page 1 of 1
Company: Eurofins Environment Testing Southeast L		Accreditations Required (See note): NELAP - Florida		Job #: 705-35913-2
Address: 481 Newburyport Avenue	Due Date Requested: 7/10/2025			Preservation Codes
City: Altamonte Springs	TAT Requested (days): N/A			
State Zip: FL 32701				
Phone: 407-339-5984(Tel) 407-260-6110(Fax)	PO #: N/A			
Email: N/A	WO #: N/A			
Project Name: Plant Bowen	Project #: 70504433			
Site: N/A	SSOW#: N/A			Other: N/A

Analysis Requested

Sample Identification - Client ID (Lab ID)	Sample Date	Sample Time	Sample Type (C=comp, G=grab)	Matrix (W=water S=solid, O=waste/oil, BT=Tissue, A=Air)	Field Filtered Sample (Yes or No)	Perform MS/MSD (Yes or No)	9056A_ORGFM_28DChloride & Sulfate	Total Number of containers	Special Instructions/Note
			Preservation Code						
BOW-PT-02 (705-35913-1)	7/8/25	08 26 Eastern	G	Water			X	1	
BOW-PT-04 (705-35913-2)	7/8/25	08 30 Eastern	G	Water			X	1	

Note Since laboratory accreditations are subject to change Eurofins Environment Testing Southeast, LLC places the ownership of method analyte & accreditation compliance upon our subcontract laboratories This sample shipment is forwarded under chain-of-custody If the laboratory does not currently maintain accreditation in the State of Origin listed above for analysis/tests/matrix being analyzed the samples must be shipped back to the Eurofins Environment Testing Southeast, LLC laboratory or other instructions will be provided Any changes to accreditation status should be brought to Eurofins Environment Testing Southeast, LLC attention immediately If all requested accreditations are current to date return the signed Chain of Custody attesting to said compliance to Eurofins Environment Testing Southeast, LLC

Possible Hazard Identification	Sample Disposal (A fee may be assessed if samples are retained longer than 1 month)
Unconfirmed	☐ Return To Client ☐ Disposal By Lab ☐ Archive For _____ Months
Deliverable Requested I II III IV Other (specify) Primary Deliverable Rank 2	Special Instructions/QC Requirements

Empty Kit Relinquished by	Date	Time	Method of Shipment:

Relinquished by	Date/Time	Company	Received by	Date/Time	Company
Annaneal	7-10-25 1650			7/11/25 9:10	
Relinquished by	Date/Time	Company	Received by	Date/Time	Company
Relinquished by	Date/Time	Company	Received by	Date/Time	Company

Custody Seals Intact Δ Yes Δ No	Custody Seal No	Cooler Temperature(s) °C and Other Remarks: 0.9/0.7

Ver: 10/10/2024

12/10/2025 (Rev. 1)

Login Sample Receipt Checklist

Client: Geosyntec Consultants Inc

Job Number: 705-35913-1

Login Number: 35913
List Number: 1
Creator: Jeremiah, Mortley

List Source: Eurofins Atlanta

Question	Answer	Comment
The cooler's custody seal, if present, is intact.	True	
The cooler does not appear to have been compromised or tampered with.	True	
Samples were received on ice.	True	
Cooler Temperature is acceptable.	True	
Cooler Temperature is recorded.	True	
COC present.	True	
COC is filled out in ink and legible.	True	
COC is filled out with all pertinent information.	True	
Sample custody seals, if present, are intact.	True	
Sample collection date/times are provided.	True	
The samples do not appear to have been compromised or tampered with.	True	
Containers are not broken or leaking.	True	
There are no discrepancies between the containers received and the COC.	True	
Sample containers have legible labels.	True	
Appropriate sample containers were rec'd and sufficient volume for all analyses.	True	
Samples are received within Holding Time (excluding tests with immediate HTs).	True	
Containers requiring zero headspace have no headspace or bubble is <6mm (1/4").	True	
Is there sufficient air space in bottle for bacteriological analysis.	True	

Login Sample Receipt Checklist

Client: Geosyntec Consultants Inc

Job Number: 705-35913-1

Login Number: 35913
List Number: 2
Creator: Gemeinhardt, Alexandria

List Source: Eurofins Orlando
List Creation: 07/11/25 10:21 AM

Question	Answer	Comment
The cooler or samples do not appear to have been compromised or tampered with	True	
Samples were received on ice.	True	
Cooler Temperature is acceptable.	True	
Cooler Temperature is recorded.	True	
COC is present.	True	
COC is filled out in ink and legible.	True	
COC is filled out with all pertinent information.	True	
Is the Field Sampler's name present on COC?	True	
There are no discrepancies between the containers received and the COC.	True	
Samples are received within Holding Time (excluding tests with immediate HTs)	True	
Sample containers have legible labels.	True	
Containers are not broken or leaking.Containers are not broken or leaking.	True	
Sample collection date/times are provided.	True	
Appropriate sample containers are used.	True	
Sample bottles are completely filled.	True	
There is sufficient vol. for all requested analyses, incl. any requested MS/MSDs	True	
Containers requiring zero headspace have no headspace or bubble is <6mm (1/4").	True	

Definitions/Glossary

Client: Geosyntec Consultants Inc
Project/Site: Plant Bowen

Job ID: 705-35913-1

Qualifiers

Metals

Qualifier	Qualifier Description
B	Compound was found in the blank and sample.
J	Result is less than the RL but greater than or equal to the MDL and the concentration is an approximate value.

Glossary

Abbreviation	These commonly used abbreviations may or may not be present in this report.
☼	Listed under the "D" column to designate that the result is reported on a dry weight basis
%R	Percent Recovery
CFL	Contains Free Liquid
CFU	Colony Forming Unit
CNF	Contains No Free Liquid
DER	Duplicate Error Ratio (normalized absolute difference)
Dil Fac	Dilution Factor
DL	Detection Limit (DoD/DOE)
DL, RA, RE, IN	Indicates a Dilution, Re-analysis, Re-extraction, or additional Initial metals/anion analysis of the sample
DLC	Decision Level Concentration (Radiochemistry)
EDL	Estimated Detection Limit (Dioxin)
LOD	Limit of Detection (DoD/DOE)
LOQ	Limit of Quantitation (DoD/DOE)
MCL	EPA recommended "Maximum Contaminant Level"
MDA	Minimum Detectable Activity (Radiochemistry)
MDC	Minimum Detectable Concentration (Radiochemistry)
MDL	Method Detection Limit
ML	Minimum Level (Dioxin)
MPN	Most Probable Number
MQL	Method Quantitation Limit
NC	Not Calculated
ND	Not Detected at the reporting limit (or MDL or EDL if shown)
NEG	Negative / Absent
POS	Positive / Present
PQL	Practical Quantitation Limit
PRES	Presumptive
QC	Quality Control
RER	Relative Error Ratio (Radiochemistry)
RL	Reporting Limit or Requested Limit (Radiochemistry)
RPD	Relative Percent Difference, a measure of the relative difference between two points
TEF	Toxicity Equivalent Factor (Dioxin)
TEQ	Toxicity Equivalent Quotient (Dioxin)
TNTC	Too Numerous To Count

Job Narrative
705-35913-1

Revision 1
The report being provided is a revision of the original report sent on 7/11/2025. The report is being revised in order to add B qualifier flags to Sodium as needed to these samples and to include a narrative comment below about this qualifier flag.

Analytical test results meet all requirements of the associated regulatory program listed on the Accreditation/Certification Summary Page unless otherwise noted under the individual analysis. Data qualifiers and/or narrative comments are included to explain any exceptions, if applicable.

- Matrix QC may not be reported if insufficient sample is provided or site-specific QC samples were not submitted. In these situations, to demonstrate precision and accuracy at a batch level, a LCS/LCSD may be performed, unless otherwise specified in the method.
- Surrogate and/or isotope dilution analyte recoveries (if applicable) which are outside of the QC window are confirmed unless attributed to a dilution or otherwise noted in the narrative.

Receipt
The samples were received on 7/8/2025 12:25 PM. Unless otherwise noted below, the samples arrived in good condition, and, where required, properly preserved and on ice. The temperature of the cooler at receipt time was 3.0°C.

HPLC/IC
No additional analytical or quality issues were noted, other than those described above or in the Definitions/ Glossary page.

Metals
Method 6010D: The method blank for preparation batch 705-66649 and analytical batch 705-66912 contained Sodium above the method detection limit. This target analyte concentration was less than the reporting limit (RL) in the method blank; therefore, re-extraction and/or re-analysis of samples was not performed.

No additional analytical or quality issues were noted, other than those described above or in the Definitions/ Glossary page.

General Chemistry
No additional analytical or quality issues were noted, other than those described above or in the Definitions/ Glossary page.

Client Sample Results

Client: Geosyntec Consultants Inc
Project/Site: Plant Bowen

Job ID: 705-35913-1

Client Sample ID: BOW-PT-02

Date Collected: 07/08/25 08:26
Date Received: 07/08/25 12:25

Lab Sample ID: 705-35913-1

Matrix: Water

Method: SW846 9056A - Anions, Ion Chromatography

Analyte	Result	Qualifier	RL	MDL	Unit	D	Prepared	Analyzed	Dil Fac
Chloride	370		4.0	2.0	mg/L			07/11/25 12:41	10
Sulfate	370		10	5.0	mg/L			07/11/25 12:41	10

Method: SW846 6010D - Metals (ICP)

Analyte	Result	Qualifier	RL	MDL	Unit	D	Prepared	Analyzed	Dil Fac
Boron	7.8		0.050	0.026	mg/L		07/09/25 14:49	07/10/25 12:23	1
Calcium	220		0.50	0.19	mg/L		07/09/25 14:49	07/10/25 14:00	5
Iron	ND		0.10	0.035	mg/L		07/09/25 14:49	07/10/25 12:23	1
Magnesium	39		0.10	0.036	mg/L		07/09/25 14:49	07/10/25 12:23	1
Potassium	8.0		0.50	0.32	mg/L		07/09/25 14:49	07/10/25 12:23	1
Sodium	29	B	1.0	0.039	mg/L		07/09/25 14:49	07/10/25 12:23	1

Method: SW846 6020B - Metals (ICP/MS) - Total Recoverable

Analyte	Result	Qualifier	RL	MDL	Unit	D	Prepared	Analyzed	Dil Fac
Cobalt	0.00070	J	0.0050	0.00041	mg/L		07/10/25 08:26	07/10/25 17:29	1
Molybdenum	0.035		0.0050	0.00069	mg/L		07/10/25 08:26	07/10/25 17:29	1

General Chemistry

Analyte	Result	Qualifier	RL	MDL	Unit	D	Prepared	Analyzed	Dil Fac
Bicarbonate Alkalinity (SM 2320B-2011)	170		3.0	3.0	mg/L			07/10/25 10:42	1
Total Alkalinity (SM 2320B-2011)	170		3.0	3.0	mg/L			07/10/25 10:42	1

Client Sample Results

Client: Geosyntec Consultants Inc
Project/Site: Plant Bowen

Job ID: 705-35913-1

Client Sample ID: BOW-PT-04

Date Collected: 07/08/25 08:30
Date Received: 07/08/25 12:25

Lab Sample ID: 705-35913-2

Matrix: Water

Method: SW846 9056A - Anions, Ion Chromatography

Analyte	Result	Qualifier	RL	MDL	Unit	D	Prepared	Analyzed	Dil Fac
Chloride	370		4.0	2.0	mg/L			07/11/25 12:53	10
Sulfate	380		10	5.0	mg/L			07/11/25 12:53	10

Method: SW846 6010D - Metals (ICP)

Analyte	Result	Qualifier	RL	MDL	Unit	D	Prepared	Analyzed	Dil Fac
Boron	9.7		0.050	0.026	mg/L		07/09/25 14:49	07/10/25 12:26	1
Calcium	230		0.50	0.19	mg/L		07/09/25 14:49	07/10/25 14:03	5
Iron	ND		0.090	0.090	mg/L		07/09/25 14:49	07/10/25 12:26	1
Magnesium	45		0.10	0.036	mg/L		07/09/25 14:49	07/10/25 12:26	1
Potassium	9.3		0.50	0.32	mg/L		07/09/25 14:49	07/10/25 12:26	1
Sodium	68	B	1.0	0.039	mg/L		07/09/25 14:49	07/10/25 12:26	1

Method: SW846 6020B - Metals (ICP/MS) - Total Recoverable

Analyte	Result	Qualifier	RL	MDL	Unit	D	Prepared	Analyzed	Dil Fac
Cobalt	0.0063		0.0050	0.00041	mg/L		07/10/25 08:26	07/10/25 17:32	1
Molybdenum	0.022		0.0050	0.00069	mg/L		07/10/25 08:26	07/10/25 17:32	1

General Chemistry

Analyte	Result	Qualifier	RL	MDL	Unit	D	Prepared	Analyzed	Dil Fac
Bicarbonate Alkalinity (SM 2320B-2011)	240		3.0	3.0	mg/L			07/10/25 10:42	1
Total Alkalinity (SM 2320B-2011)	240		3.0	3.0	mg/L			07/10/25 10:42	1

Method Summary

Client: Geosyntec Consultants Inc
Project/Site: Plant Bowen

Job ID: 705-35913-1

Method	Method Description	Protocol	Laboratory
9056A	Anions, Ion Chromatography	SW846	EET ORL
6010D	Metals (ICP)	SW846	EET ATL
6020B	Metals (ICP/MS)	SW846	EET ATL
2320B-2011	Alkalinity, Total	SM	EET ATL
3005A	Preparation, Total Recoverable or Dissolved Metals	SW846	EET ATL
3010A	Preparation, Total Metals	SW846	EET ATL

Protocol References:

SM = "Standard Methods For The Examination Of Water And Wastewater"

SW846 = "Test Methods For Evaluating Solid Waste, Physical/Chemical Methods", Third Edition, November 1986 And Its Updates.

Laboratory References:

EET ATL = Eurofins Atlanta, 3080 Presidential Dr, Atlanta, GA 30340, TEL (770)457-8177

EET ORL = Eurofins Orlando, 481 Newburyport Avenue, Altamonte Springs, FL 32701, TEL (407)339-5984

QC Sample Results

Client: Geosyntec Consultants Inc
Project/Site: Plant Bowen

Job ID: 705-35913-1

Method: 9056A - Anions, Ion Chromatography

Lab Sample ID: MB 670-163113/6
Matrix: Water
Analysis Batch: 163113

Client Sample ID: Method Blank
Prep Type: Total/NA

Analyte	MB Result	MB Qualifier	RL	MDL	Unit	D	Prepared	Analyzed	Dil Fac
Chloride	ND		0.40	0.20	mg/L			07/11/25 09:54	1
Sulfate	ND		1.0	0.50	mg/L			07/11/25 09:54	1

Lab Sample ID: LCS 670-163113/4
Matrix: Water
Analysis Batch: 163113

Client Sample ID: Lab Control Sample
Prep Type: Total/NA

Analyte	Spike Added	LCS Result	LCS Qualifier	Unit	D	%Rec	%Rec Limits
Chloride	4.00	3.92		mg/L		98	80 - 120
Sulfate	10.0	9.84		mg/L		98	80 - 120

Lab Sample ID: LCSD 670-163113/5
Matrix: Water
Analysis Batch: 163113

Client Sample ID: Lab Control Sample Dup
Prep Type: Total/NA

Analyte	Spike Added	LCSD Result	LCSD Qualifier	Unit	D	%Rec	%Rec Limits	RPD	RPD Limit
Chloride	4.00	3.92		mg/L		98	80 - 120	0	15
Sulfate	10.0	9.80		mg/L		98	80 - 120	0	15

Lab Sample ID: 705-35717-C-1 MS
Matrix: Water
Analysis Batch: 163113

Client Sample ID: Matrix Spike
Prep Type: Total/NA

Analyte	Sample Result	Sample Qualifier	Spike Added	MS Result	MS Qualifier	Unit	D	%Rec	%Rec Limits
Chloride	0.67		5.00	5.58		mg/L		98	80 - 120
Sulfate	3.7		5.00	8.68		mg/L		99	80 - 120

Lab Sample ID: 705-35717-C-1 MSD
Matrix: Water
Analysis Batch: 163113

Client Sample ID: Matrix Spike Duplicate
Prep Type: Total/NA

Analyte	Sample Result	Sample Qualifier	Spike Added	MSD Result	MSD Qualifier	Unit	D	%Rec	%Rec Limits	RPD	RPD Limit
Chloride	0.67		5.00	5.64		mg/L		99	80 - 120	1	15
Sulfate	3.7		5.00	8.76		mg/L		100	80 - 120	1	15

Method: 6010D - Metals (ICP)

Lab Sample ID: MB 705-66649/1-A
Matrix: Water
Analysis Batch: 66912

Client Sample ID: Method Blank
Prep Type: Total/NA
Prep Batch: 66649

Analyte	MB Result	MB Qualifier	RL	MDL	Unit	D	Prepared	Analyzed	Dil Fac
Boron	ND		0.050	0.026	mg/L		07/09/25 14:49	07/10/25 11:38	1
Calcium	ND		0.10	0.038	mg/L		07/09/25 14:49	07/10/25 11:38	1
Iron	ND		0.10	0.035	mg/L		07/09/25 14:49	07/10/25 11:38	1
Magnesium	ND		0.10	0.036	mg/L		07/09/25 14:49	07/10/25 11:38	1
Potassium	ND		0.50	0.32	mg/L		07/09/25 14:49	07/10/25 11:38	1
Sodium	0.661	J	1.0	0.039	mg/L		07/09/25 14:49	07/10/25 11:38	1

Method: 6010D - Metals (ICP) (Continued)

Lab Sample ID: LCS 705-66649/2-A
Matrix: Water
Analysis Batch: 66912

Client Sample ID: Lab Control Sample
Prep Type: Total/NA
Prep Batch: 66649

Analyte	Spike Added	LCS Result	LCS Qualifier	Unit	D	%Rec	%Rec Limits
Boron	1.00	1.00		mg/L		100	80 - 120
Calcium	10.0	9.50		mg/L		95	80 - 120
Iron	10.0	11.8		mg/L		118	80 - 120
Magnesium	10.0	9.81		mg/L		98	80 - 120
Potassium	10.0	10.1		mg/L		101	80 - 120
Sodium	10.0	10.9		mg/L		109	80 - 120

Lab Sample ID: 705-35383-B-1-B MS
Matrix: Water
Analysis Batch: 66912

Client Sample ID: Matrix Spike
Prep Type: Total/NA
Prep Batch: 66649

Analyte	Sample Result	Sample Qualifier	Spike Added	MS Result	MS Qualifier	Unit	D	%Rec	%Rec Limits
Boron	0.034	J	1.00	1.05		mg/L		101	75 - 125
Calcium	13		10.0	21.8		mg/L		93	75 - 125
Iron	1.6		10.0	13.2		mg/L		116	75 - 125
Magnesium	1.6		10.0	11.3		mg/L		97	75 - 125
Potassium	2.5		10.0	12.7		mg/L		102	75 - 125
Sodium	5.1		10.0	15.6		mg/L		105	75 - 125

Lab Sample ID: 705-35383-B-1-C MSD
Matrix: Water
Analysis Batch: 66912

Client Sample ID: Matrix Spike Duplicate
Prep Type: Total/NA
Prep Batch: 66649

Analyte	Sample Result	Sample Qualifier	Spike Added	MSD Result	MSD Qualifier	Unit	D	%Rec	%Rec Limits	RPD	RPD Limit
Boron	0.034	J	1.00	1.05		mg/L		101	75 - 125	0	20
Calcium	13		10.0	22.0		mg/L		95	75 - 125	1	20
Iron	1.6		10.0	13.3		mg/L		117	75 - 125	1	20
Magnesium	1.6		10.0	11.4		mg/L		98	75 - 125	1	20
Potassium	2.5		10.0	12.8		mg/L		103	75 - 125	1	20
Sodium	5.1		10.0	15.8		mg/L		107	75 - 125	1	20

Method: 6020B - Metals (ICP/MS)

Lab Sample ID: MB 705-66797/1-A
Matrix: Water
Analysis Batch: 67014

Client Sample ID: Method Blank
Prep Type: Total Recoverable
Prep Batch: 66797

Analyte	MB Result	MB Qualifier	RL	MDL	Unit	D	Prepared	Analyzed	Dil Fac
Cobalt	ND		0.0050	0.00041	mg/L		07/10/25 08:26	07/10/25 16:45	1
Molybdenum	ND		0.0050	0.00069	mg/L		07/10/25 08:26	07/10/25 16:45	1

Lab Sample ID: LCS 705-66797/2-A
Matrix: Water
Analysis Batch: 67014

Client Sample ID: Lab Control Sample
Prep Type: Total Recoverable
Prep Batch: 66797

Analyte	Spike Added	LCS Result	LCS Qualifier	Unit	D	%Rec	%Rec Limits
Cobalt	0.100	0.0977		mg/L		98	80 - 120
Molybdenum	0.100	0.0973		mg/L		97	80 - 120

Method: 6020B - Metals (ICP/MS) (Continued)

Lab Sample ID: 680-265103-H-1-C MS
Matrix: Water
Analysis Batch: 67014

Client Sample ID: Matrix Spike
Prep Type: Total Recoverable
Prep Batch: 66797

Analyte	Sample Result	Sample Qualifier	Spike Added	MS Result	MS Qualifier	Unit	D	%Rec	%Rec Limits
Cobalt	ND		0.100	0.100		mg/L		100	75 - 125
Molybdenum	0.0011	J	0.100	0.101		mg/L		100	75 - 125

Lab Sample ID: 680-265103-H-1-D MSD
Matrix: Water
Analysis Batch: 67014

Client Sample ID: Matrix Spike Duplicate
Prep Type: Total Recoverable
Prep Batch: 66797

Analyte	Sample Result	Sample Qualifier	Spike Added	MSD Result	MSD Qualifier	Unit	D	%Rec	%Rec Limits	RPD	RPD Limit
Cobalt	ND		0.100	0.100		mg/L		100	75 - 125	0	20
Molybdenum	0.0011	J	0.100	0.102		mg/L		101	75 - 125	1	20

Method: 2320B-2011 - Alkalinity, Total

Lab Sample ID: LCS 705-66852/1
Matrix: Water
Analysis Batch: 66852

Client Sample ID: Lab Control Sample
Prep Type: Total/NA

Analyte			Spike Added	LCS Result	LCS Qualifier	Unit	D	%Rec	%Rec Limits
Bicarbonate Alkalinity			125	125		mg/L		100	90 - 110
Total Alkalinity			125	125		mg/L		100	90 - 110

Lab Sample ID: 705-35257-B-1 DU
Matrix: Water
Analysis Batch: 66852

Client Sample ID: Duplicate
Prep Type: Total/NA

Analyte	Sample Result	Sample Qualifier		DU Result	DU Qualifier	Unit	D			RPD	RPD Limit
Bicarbonate Alkalinity	83			82.2		mg/L				1	30
Total Alkalinity	83			82.2		mg/L				1	30

QC Association Summary

Client: Geosyntec Consultants Inc
Project/Site: Plant Bowen

Job ID: 705-35913-1

HPLC/IC

Analysis Batch: 163113

Lab Sample ID	Client Sample ID	Prep Type	Matrix	Method	Prep Batch
705-35913-1	BOW-PT-02	Total/NA	Water	9056A	
705-35913-2	BOW-PT-04	Total/NA	Water	9056A	
MB 670-163113/6	Method Blank	Total/NA	Water	9056A	
LCS 670-163113/4	Lab Control Sample	Total/NA	Water	9056A	
LCSD 670-163113/5	Lab Control Sample Dup	Total/NA	Water	9056A	
705-35717-C-1 MS	Matrix Spike	Total/NA	Water	9056A	
705-35717-C-1 MSD	Matrix Spike Duplicate	Total/NA	Water	9056A	

Metals

Prep Batch: 66649

Lab Sample ID	Client Sample ID	Prep Type	Matrix	Method	Prep Batch
705-35913-1	BOW-PT-02	Total/NA	Water	3010A	
705-35913-2	BOW-PT-04	Total/NA	Water	3010A	
MB 705-66649/1-A	Method Blank	Total/NA	Water	3010A	
LCS 705-66649/2-A	Lab Control Sample	Total/NA	Water	3010A	
705-35383-B-1-B MS	Matrix Spike	Total/NA	Water	3010A	
705-35383-B-1-C MSD	Matrix Spike Duplicate	Total/NA	Water	3010A	

Prep Batch: 66797

Lab Sample ID	Client Sample ID	Prep Type	Matrix	Method	Prep Batch
705-35913-1	BOW-PT-02	Total Recoverable	Water	3005A	
705-35913-2	BOW-PT-04	Total Recoverable	Water	3005A	
MB 705-66797/1-A	Method Blank	Total Recoverable	Water	3005A	
LCS 705-66797/2-A	Lab Control Sample	Total Recoverable	Water	3005A	
680-265103-H-1-C MS	Matrix Spike	Total Recoverable	Water	3005A	
680-265103-H-1-D MSD	Matrix Spike Duplicate	Total Recoverable	Water	3005A	

Analysis Batch: 66912

Lab Sample ID	Client Sample ID	Prep Type	Matrix	Method	Prep Batch
705-35913-1	BOW-PT-02	Total/NA	Water	6010D	66649
705-35913-2	BOW-PT-04	Total/NA	Water	6010D	66649
MB 705-66649/1-A	Method Blank	Total/NA	Water	6010D	66649
LCS 705-66649/2-A	Lab Control Sample	Total/NA	Water	6010D	66649
705-35383-B-1-B MS	Matrix Spike	Total/NA	Water	6010D	66649
705-35383-B-1-C MSD	Matrix Spike Duplicate	Total/NA	Water	6010D	66649

Analysis Batch: 66948

Lab Sample ID	Client Sample ID	Prep Type	Matrix	Method	Prep Batch
705-35913-1	BOW-PT-02	Total/NA	Water	6010D	66649
705-35913-2	BOW-PT-04	Total/NA	Water	6010D	66649

Analysis Batch: 67014

Lab Sample ID	Client Sample ID	Prep Type	Matrix	Method	Prep Batch
705-35913-1	BOW-PT-02	Total Recoverable	Water	6020B	66797
705-35913-2	BOW-PT-04	Total Recoverable	Water	6020B	66797
MB 705-66797/1-A	Method Blank	Total Recoverable	Water	6020B	66797
LCS 705-66797/2-A	Lab Control Sample	Total Recoverable	Water	6020B	66797
680-265103-H-1-C MS	Matrix Spike	Total Recoverable	Water	6020B	66797
680-265103-H-1-D MSD	Matrix Spike Duplicate	Total Recoverable	Water	6020B	66797

QC Association Summary

Client: Geosyntec Consultants Inc
Project/Site: Plant Bowen

Job ID: 705-35913-1

General Chemistry

Analysis Batch: 66852

Lab Sample ID	Client Sample ID	Prep Type	Matrix	Method	Prep Batch
705-35913-1	BOW-PT-02	Total/NA	Water	2320B-2011	
705-35913-2	BOW-PT-04	Total/NA	Water	2320B-2011	
LCS 705-66852/1	Lab Control Sample	Total/NA	Water	2320B-2011	
705-35257-B-1 DU	Duplicate	Total/NA	Water	2320B-2011	

Lab Chronicle

Client: Geosyntec Consultants Inc
Project/Site: Plant Bowen

Job ID: 705-35913-1

Client Sample ID: BOW-PT-02

Lab Sample ID: 705-35913-1

Date Collected: 07/08/25 08:26
Date Received: 07/08/25 12:25

Matrix: Water

Prep Type	Batch Type	Batch Method	Run	Dilution Factor	Batch Number	Analyst	Lab	Prepared or Analyzed
Total/NA	Analysis	9056A		10	163113	YGS	EET ORL	07/11/25 12:41
Total/NA	Prep	3010A			66649	SA	EET ATL	07/09/25 14:49
Total/NA	Analysis	6010D		1	66912	DAB	EET ATL	07/10/25 12:23
Total/NA	Prep	3010A			66649	SA	EET ATL	07/09/25 14:49
Total/NA	Analysis	6010D		5	66948	DAB	EET ATL	07/10/25 14:00
Total Recoverable	Prep	3005A			66797	SA	EET ATL	07/10/25 08:26
Total Recoverable	Analysis	6020B		1	67014	MD	EET ATL	07/10/25 17:29
Total/NA	Analysis	2320B-2011		1	66852	AH	EET ATL	07/10/25 10:42

Client Sample ID: BOW-PT-04

Lab Sample ID: 705-35913-2

Date Collected: 07/08/25 08:30
Date Received: 07/08/25 12:25

Matrix: Water

Prep Type	Batch Type	Batch Method	Run	Dilution Factor	Batch Number	Analyst	Lab	Prepared or Analyzed
Total/NA	Analysis	9056A		10	163113	YGS	EET ORL	07/11/25 12:53
Total/NA	Prep	3010A			66649	SA	EET ATL	07/09/25 14:49
Total/NA	Analysis	6010D		1	66912	DAB	EET ATL	07/10/25 12:26
Total/NA	Prep	3010A			66649	SA	EET ATL	07/09/25 14:49
Total/NA	Analysis	6010D		5	66948	DAB	EET ATL	07/10/25 14:03
Total Recoverable	Prep	3005A			66797	SA	EET ATL	07/10/25 08:26
Total Recoverable	Analysis	6020B		1	67014	MD	EET ATL	07/10/25 17:32
Total/NA	Analysis	2320B-2011		1	66852	AH	EET ATL	07/10/25 10:42

Laboratory References:

EET ATL = Eurofins Atlanta, 3080 Presidential Dr, Atlanta, GA 30340, TEL (770)457-8177

EET ORL = Eurofins Orlando, 481 Newburyport Avenue, Altamonte Springs, FL 32701, TEL (407)339-5984

Accreditation/Certification Summary

Client: Geosyntec Consultants Inc
Project/Site: Plant Bowen

Job ID: 705-35913-1

Laboratory: Eurofins Atlanta

The accreditations/certifications listed below are applicable to this report.

Authority	Program	Identification Number	Expiration Date
Florida	NELAP	E87582	06-30-26

Laboratory: Eurofins Orlando

All accreditations/certifications held by this laboratory are listed. Not all accreditations/certifications are applicable to this report.

Authority	Program	Identification Number	Expiration Date
Alabama	State	42800	06-30-26
Arkansas (DW)	State	FL00091	06-30-26
Florida	NELAP	E83018	11-11-25
Georgia	State	E83018 (FL)	06-30-26
Georgia (DW)	State	C055	06-30-26
Louisiana (DW)	State	LA039	12-31-25
Mississippi	State	MS00007	06-30-26
New Mexico	State	FL00091	06-30-26
North Carolina (DW)	State	12712	07-31-26
North Carolina (WW/SW)	State	699	12-31-25
Puerto Rico	State	FL00091	01-31-26
Tennessee	State	TN04930	06-30-26
Texas	NELAP	T104704571	02-28-26
USDA	US Federal Programs	P525-23-138-94710	05-18-26

eurofins | Environment Testing

ANALYTICAL REPORT

PREPARED FOR

Attn: Marty Crook
Geosyntec Consultants Inc
1255 Roberts Blvd. NW
Suite 200
Kennesaw, Georgia 30144

Generated 12/10/2025 7:27:33 AM Revision 1

JOB DESCRIPTION

Plant Bowen

JOB NUMBER

705-36115-1

Eurofins Atlanta
3080 Presidential Dr
Atlanta GA 30340

See page two for job notes and contact information.

my EOL

Eurofins Atlanta

Job Notes

The test results in this report relate only to the samples as received by the laboratory and will meet all requirements of the methodology, with any exceptions noted. This report shall not be reproduced except in full, without the express written approval of the laboratory. All questions should be directed to the Eurofins Environment Testing Southeast, LLC Project Manager.

Authorization

Generated
12/10/2025 7:27:33 AM
Revision 1

Authorized for release by
David Fuller, Project Manager
David.Fuller@et.eurofinsus.com
(770)344-8986

Table of Contents

Cover Page 1
Table of Contents 3
Sample Summary 4
Chain of Custody 5
Receipt Checklists 7
Definitions/Glossary 9
Case Narrative 10
Client Sample Results 11
Method Summary 13
QC Sample Results 14
QC Association Summary 17
Lab Chronicle 19
Certification Summary 20

Sample Summary

Client: Geosyntec Consultants Inc
Project/Site: Plant Bowen

Job ID: 705-36115-1

Lab Sample ID	Client Sample ID	Matrix	Collected	Received	Sample Origin
705-36115-1	BOW-PT-02	Water	07/09/25 08:32	07/09/25 12:32	Georgia
705-36115-2	BOW-PT-04	Water	07/09/25 08:26	07/09/25 12:32	Georgia

Eurofins Atlanta
3080 Presidential Dr
Atlanta, GA 30340
Phone (770) 457-8177

Chain of Custody Record

eurofins | Environment Testing America

Client Information	Sampler: A. Tomlinson	Lab PM: Fuller, David	Carrier Tracking No(s):	COC No:
Client Contact: Marty Crook	Phone: 470-636-4740	E-Mail: David.Fuller@et.eurofinsus.com	State of Origin: GA	Page: Page 1 of 1
Company: Geosyntec Consultants, Inc.	PWSID:			Job #:
Address: 1255 Roberts Blvd, NW Suite 200	Due Date Requested:			
City: Kennesaw	TAT Requested (days): 2-day TAT			
State, Zip: GA, 30144	Compliance Project: Δ Yes Δ No			
Phone: 678-202-9500(Tel) 678-202-9501(Fax)	Lab Project #: 70504433			
Email: Martin.Crook@geosyntec.com	Lab PO #: _____ / Task 100			
Project Name: Plant Bowen	Project #: GW6581H			
Site:	WO#:			

Analysis Requested

Preservation Codes:
A - HCL, B - NaOH, C - Zn Acetate, D - Nitric Acid, E - NaHSO4, F - MeOH, G - Amchlor, H - Ascorbic Acid, I - Ice, J - DI Water, K - EDTA, L - EDA
M - Hexane, N - None, O - AsNaO2, P - Na2O4S, Q - Na2SO3, R - Na2S2O3, S - H2SO4, T - TSP Dodecahydrate, U - Acetone, V - MCAA, W - pH 4-5, Y - Trizma, Z - other (specify)
Other:

Sample Identification	Sample Date	Sample Time	Sample Type (C=comp, G=grab)	Matrix (W=water, S=solid, O=waste/oil, BT=Tissue, A=Air)	Field Filtered Sample (Yes or No)	Perform MS/MSD (Yes or No)	2320B - Alkalinity	9056A_ORGFM_28D - Chloride & Sulfate	6010D - Select 6 ICP Metals	6020B - Cobalt & Molybdenum	Total Number of containers	Special Instructions/Note:
			Preservation Code:				N	N	D	D		
BOW-PT-02	7/9/25	0832	G	WG	N	N	X	X	X	X	2	
BOW-PT-04	7/9/25	0826	G	WG	N	N	X	X	X	X	2	

705-36115 COC

Possible Hazard Identification
☐ *Non-Hazard* ☐ *Flammable* ☐ *Skin Irritant* ☐ *Poison B* ☐ *Unknown* ☐ *Radiological*

Sample Disposal (A fee may be assessed if samples are retained longer than 1 month)
☐ *Return To Client* ☐ *Disposal By Lab* ☐ *Archive For* _____ *Months*

Deliverable Requested: I, II, III, IV, Other (specify)

Special Instructions/QC Requirements: **Task Code: BOW-CCR-CA-20250709**

Empty Kit Relinquished by: | Date: | Time: | Method of Shipment:

Relinquished by:	Date/Time:	Company	Received by:	Date/Time:	Company
[signature]	7/9/2025 1113	Geosyntec	[signature]	7/9/25 11:13	
[signature]	7/9/2025 11:45	Geosyntec	[signature]	7/9/25 11:48	Eurofins
[signature]	7/9/25 12:32		[signature]	7.7.25 1232	

Custody Seals Intact: Δ Yes Δ No | Custody Seal No.: | Cooler Temperature(s) °C and Other Remarks: 6.0 0.2 # 2665

Ver: 01/16/2019
12/10/2025 (Rev. 1)

Eurofins Atlanta
3080 Presidential Dr
Atlanta GA 30340
Phone 770-457-8177 Fax 770-457-8188

Chain of Custody Record

eurofins | Environment Testing

Client Information (Sub Contract Lab)	Sampler: N/A	Lab PM: Fuller David	Carrier Tracking No(s): N/A	COC No: 705-50244 1
Client Contact: Shipping/Receiving	Phone: N/A	E-Mail: David Fuller@et eurofinsus com	State of Origin: Georgia	Page: Page 1 of 1
Company: Eurofins Environment Testing Southeast L		Accreditations Required (See note): NELAP - Florida		Job #: 705-36115-1
Address: 481 Newburyport Avenue	Due Date Requested: 7/11/2025			
City: Altamonte Springs	TAT Requested (days): N/A			
State Zip: FL 32701				
Phone: 407-339-5984(Tel) 407-260-6110(Fax)	PO #: N/A			
Email: N/A	WO #: N/A			
Project Name: Plant Bowen	Project #: 70504433			
Site: N/A	SSOW#: N/A			

Analysis Requested

Preservation Codes

Other: N/A

Sample Identification - Client ID (Lab ID)	Sample Date	Sample Time	Sample Type (C=comp, G=grab)	Matrix (W=water S=solid, O=waste/oil, BT=Tissue, A=Air)	Field Filtered Sample (Yes or No)	Perform MS/MSD (Yes or No)	9056A_ORGFM_28DChloride & Sulfate	Total Number of containers	Special Instructions/Note
			Preservation Code						
BOW-PT-02 (705-36115-1)	7/9/25	08 32 Eastern	G	Water			X	1	
BOW PT-04 (705-36115-2)	7/9/25	08 26 Eastern	G	Water			X	1	

Note Since laboratory accreditations are subject to change Eurofins Environment Testing Southeast, LLC places the ownership of method analyte & accreditation compliance upon our subcontract laboratories. This sample shipment is forwarded under chain-of-custody If the laboratory does not currently maintain accreditation in the State of Origin listed above for analysis/tests/matrix being analyzed the samples must be shipped back to the Eurofins Environment Testing Southeast, LLC laboratory or other instructions will be provided Any changes to accreditation status should be brought to Eurofins Environment Testing Southeast, LLC attention immediately If all requested accreditations are current to date return the signed Chain of Custody attesting to said compliance to Eurofins Environment Testing Southeast, LLC

Possible Hazard Identification
Unconfirmed

Sample Disposal (A fee may be assessed if samples are retained longer than 1 month)
☐ *Return To Client* ☐ *Disposal By Lab* ☐ *Archive For* _____ *Months*

Deliverable Requested I II III IV Other (specify) Primary Deliverable Rank 2

Special Instructions/QC Requirements

Empty Kit Relinquished by	Date	Time	Method of Shipment:		
Relinquished by:	Date/Time	Company	Received by:	Date/Time: 7/11/25 910	Company
Relinquished by: Anna Neal	Date/Time: 7-10-25 1650	Company	Received by:	Date/Time:	Company
Relinquished by:	Date/Time	Company	Received by:	Date/Time	Company

Custody Seals Intact: Δ Yes Δ No	Custody Seal No	Cooler Temperature(s) °C and Other Remarks: 0.9/07

Ver 10/10/2024

Login Sample Receipt Checklist

Client: Geosyntec Consultants Inc

Job Number: 705-36115-1

Login Number: 36115
List Number: 1
Creator: Myndresku, Victor

List Source: Eurofins Atlanta

Question	Answer	Comment
The cooler's custody seal, if present, is intact.	True	
The cooler does not appear to have been compromised or tampered with.	True	
Samples were received on ice.	True	
Cooler Temperature is acceptable.	True	
Cooler Temperature is recorded.	True	
COC present.	True	
COC is filled out in ink and legible.	True	
COC is filled out with all pertinent information.	True	
Sample custody seals, if present, are intact.	True	
Sample collection date/times are provided.	True	
The samples do not appear to have been compromised or tampered with.	True	
Containers are not broken or leaking.	True	
There are no discrepancies between the containers received and the COC.	True	
Sample containers have legible labels.	True	
Appropriate sample containers were rec'd and sufficient volume for all analyses.	True	
Samples are received within Holding Time (excluding tests with immediate HTs).	True	
Containers requiring zero headspace have no headspace or bubble is <6mm (1/4").	True	
Is there sufficient air space in bottle for bacteriological analysis.	True	

Login Sample Receipt Checklist

Client: Geosyntec Consultants Inc

Job Number: 705-36115-1

Login Number: 36115
List Number: 2
Creator: Gemeinhardt, Alexandria

List Source: Eurofins Orlando
List Creation: 07/11/25 10:21 AM

Question	Answer	Comment
The cooler or samples do not appear to have been compromised or tampered with	True	
Samples were received on ice.	True	
Cooler Temperature is acceptable.	True	
Cooler Temperature is recorded.	True	
COC is present.	True	
COC is filled out in ink and legible.	True	
COC is filled out with all pertinent information.	True	
Is the Field Sampler's name present on COC?	True	
There are no discrepancies between the containers received and the COC.	True	
Samples are received within Holding Time (excluding tests with immediate HTs)	True	
Sample containers have legible labels.	True	
Containers are not broken or leaking.Containers are not broken or leaking.	True	
Sample collection date/times are provided.	True	
Appropriate sample containers are used.	True	
Sample bottles are completely filled.	True	
There is sufficient vol. for all requested analyses, incl. any requested MS/MSDs	True	
Containers requiring zero headspace have no headspace or bubble is <6mm (1/4").	True	

Definitions/Glossary

Client: Geosyntec Consultants Inc
Project/Site: Plant Bowen

Job ID: 705-36115-1

Qualifiers

HPLC/IC

Qualifier	Qualifier Description
4	MS, MSD: The analyte present in the original sample is greater than 4 times the matrix spike concentration; therefore, control limits are not applicable.

Metals

Qualifier	Qualifier Description
4	MS, MSD: The analyte present in the original sample is greater than 4 times the matrix spike concentration; therefore, control limits are not applicable.
B	Compound was found in the blank and sample.
J	Result is less than the RL but greater than or equal to the MDL and the concentration is an approximate value.

Glossary

Abbreviation	These commonly used abbreviations may or may not be present in this report.
☼	Listed under the "D" column to designate that the result is reported on a dry weight basis
%R	Percent Recovery
CFL	Contains Free Liquid
CFU	Colony Forming Unit
CNF	Contains No Free Liquid
DER	Duplicate Error Ratio (normalized absolute difference)
Dil Fac	Dilution Factor
DL	Detection Limit (DoD/DOE)
DL, RA, RE, IN	Indicates a Dilution, Re-analysis, Re-extraction, or additional Initial metals/anion analysis of the sample
DLC	Decision Level Concentration (Radiochemistry)
EDL	Estimated Detection Limit (Dioxin)
LOD	Limit of Detection (DoD/DOE)
LOQ	Limit of Quantitation (DoD/DOE)
MCL	EPA recommended "Maximum Contaminant Level"
MDA	Minimum Detectable Activity (Radiochemistry)
MDC	Minimum Detectable Concentration (Radiochemistry)
MDL	Method Detection Limit
ML	Minimum Level (Dioxin)
MPN	Most Probable Number
MQL	Method Quantitation Limit
NC	Not Calculated
ND	Not Detected at the reporting limit (or MDL or EDL if shown)
NEG	Negative / Absent
POS	Positive / Present
PQL	Practical Quantitation Limit
PRES	Presumptive
QC	Quality Control
RER	Relative Error Ratio (Radiochemistry)
RL	Reporting Limit or Requested Limit (Radiochemistry)
RPD	Relative Percent Difference, a measure of the relative difference between two points
TEF	Toxicity Equivalent Factor (Dioxin)
TEQ	Toxicity Equivalent Quotient (Dioxin)
TNTC	Too Numerous To Count

Job Narrative
705-36115-1

Revision 1
The report being provided is a revision of the original report sent on 7/11/2025. The report is being revised in order to add B qualifier flags to Sodium as needed to these samples and to include a narrative comment below about this qualifier flag.

Analytical test results meet all requirements of the associated regulatory program listed on the Accreditation/Certification Summary Page unless otherwise noted under the individual analysis. Data qualifiers and/or narrative comments are included to explain any exceptions, if applicable.

- Matrix QC may not be reported if insufficient sample is provided or site-specific QC samples were not submitted. In these situations, to demonstrate precision and accuracy at a batch level, a LCS/LCSD may be performed, unless otherwise specified in the method.
- Surrogate and/or isotope dilution analyte recoveries (if applicable) which are outside of the QC window are confirmed unless attributed to a dilution or otherwise noted in the narrative.

Receipt
The samples were received on 7/9/2025 12:32 PM. Unless otherwise noted below, the samples arrived in good condition, and, where required, properly preserved and on ice. The temperature of the cooler at receipt time was 0.2°C.

HPLC/IC
No additional analytical or quality issues were noted, other than those described above or in the Definitions/ Glossary page.

Metals
Method 6010D: The method blank for preparation batch 705-67087 and analytical batch 705-67273 contained Sodium above the method detection limit. This target analyte concentration was less than the reporting limit (RL) in the method blank; therefore, re-extraction and/or re-analysis of samples was not performed.

No additional analytical or quality issues were noted, other than those described above or in the Definitions/ Glossary page.

General Chemistry
No additional analytical or quality issues were noted, other than those described above or in the Definitions/ Glossary page.

Client Sample Results

Client: Geosyntec Consultants Inc
Project/Site: Plant Bowen

Job ID: 705-36115-1

Client Sample ID: BOW-PT-02

Date Collected: 07/09/25 08:32
Date Received: 07/09/25 12:32

Lab Sample ID: 705-36115-1

Matrix: Water

Method: SW846 9056A - Anions, Ion Chromatography

Analyte	Result	Qualifier	RL	MDL	Unit	D	Prepared	Analyzed	Dil Fac
Chloride	330		4.0	2.0	mg/L			07/11/25 10:52	10
Sulfate	320		10	5.0	mg/L			07/11/25 10:52	10

Method: SW846 6010D - Metals (ICP)

Analyte	Result	Qualifier	RL	MDL	Unit	D	Prepared	Analyzed	Dil Fac
Boron	8.0		0.050	0.026	mg/L		07/11/25 09:35	07/11/25 16:35	1
Calcium	260		0.50	0.19	mg/L		07/11/25 09:35	07/11/25 16:51	5
Iron	ND		0.10	0.035	mg/L		07/11/25 09:35	07/11/25 16:35	1
Magnesium	41		0.10	0.036	mg/L		07/11/25 09:35	07/11/25 16:35	1
Potassium	8.3		0.50	0.32	mg/L		07/11/25 09:35	07/11/25 16:35	1
Sodium	40	B	1.0	0.039	mg/L		07/11/25 09:35	07/11/25 16:35	1

Method: SW846 6020B - Metals (ICP/MS) - Total Recoverable

Analyte	Result	Qualifier	RL	MDL	Unit	D	Prepared	Analyzed	Dil Fac
Cobalt	0.00088	J	0.0050	0.00041	mg/L		07/11/25 12:04	07/11/25 18:09	1
Molybdenum	0.033		0.0050	0.00069	mg/L		07/11/25 12:04	07/11/25 18:09	1

General Chemistry

Analyte	Result	Qualifier	RL	MDL	Unit	D	Prepared	Analyzed	Dil Fac
Bicarbonate Alkalinity (SM 2320B-2011)	180		3.0	3.0	mg/L			07/10/25 10:42	1
Total Alkalinity (SM 2320B-2011)	180		3.0	3.0	mg/L			07/10/25 10:42	1

Client Sample Results

Client: Geosyntec Consultants Inc
Project/Site: Plant Bowen

Job ID: 705-36115-1

Client Sample ID: BOW-PT-04

Date Collected: 07/09/25 08:26
Date Received: 07/09/25 12:32

Lab Sample ID: 705-36115-2

Matrix: Water

Method: SW846 9056A - Anions, Ion Chromatography

Analyte	Result	Qualifier	RL	MDL	Unit	D	Prepared	Analyzed	Dil Fac
Chloride	310		4.0	2.0	mg/L			07/11/25 11:02	10
Sulfate	320		10	5.0	mg/L			07/11/25 11:02	10

Method: SW846 6010D - Metals (ICP)

Analyte	Result	Qualifier	RL	MDL	Unit	D	Prepared	Analyzed	Dil Fac
Boron	8.7		0.050	0.026	mg/L		07/11/25 09:35	07/11/25 16:44	1
Calcium	230		0.50	0.19	mg/L		07/11/25 09:35	07/11/25 16:54	5
Iron	0.13		0.10	0.035	mg/L		07/11/25 09:35	07/11/25 16:44	1
Magnesium	42		0.10	0.036	mg/L		07/11/25 09:35	07/11/25 16:44	1
Potassium	9.0		0.50	0.32	mg/L		07/11/25 09:35	07/11/25 16:44	1
Sodium	85	B	1.0	0.039	mg/L		07/11/25 09:35	07/11/25 16:44	1

Method: SW846 6020B - Metals (ICP/MS) - Total Recoverable

Analyte	Result	Qualifier	RL	MDL	Unit	D	Prepared	Analyzed	Dil Fac
Cobalt	0.0057		0.0050	0.00041	mg/L		07/11/25 12:04	07/11/25 18:26	1
Molybdenum	0.028		0.0050	0.00069	mg/L		07/11/25 12:04	07/11/25 18:26	1

General Chemistry

Analyte	Result	Qualifier	RL	MDL	Unit	D	Prepared	Analyzed	Dil Fac
Bicarbonate Alkalinity (SM 2320B-2011)	260		3.0	3.0	mg/L			07/10/25 10:42	1
Total Alkalinity (SM 2320B-2011)	260		3.0	3.0	mg/L			07/10/25 10:42	1

Method Summary

Client: Geosyntec Consultants Inc
Project/Site: Plant Bowen

Job ID: 705-36115-1

Method	Method Description	Protocol	Laboratory
9056A	Anions, Ion Chromatography	SW846	EET ORL
6010D	Metals (ICP)	SW846	EET ATL
6020B	Metals (ICP/MS)	SW846	EET ATL
2320B-2011	Alkalinity, Total	SM	EET ATL
3005A	Preparation, Total Recoverable or Dissolved Metals	SW846	EET ATL
3010A	Preparation, Total Metals	SW846	EET ATL

Protocol References:

SM = "Standard Methods For The Examination Of Water And Wastewater"

SW846 = "Test Methods For Evaluating Solid Waste, Physical/Chemical Methods", Third Edition, November 1986 And Its Updates.

Laboratory References:

EET ATL = Eurofins Atlanta, 3080 Presidential Dr, Atlanta, GA 30340, TEL (770)457-8177

EET ORL = Eurofins Orlando, 481 Newburyport Avenue, Altamonte Springs, FL 32701, TEL (407)339-5984

QC Sample Results

Client: Geosyntec Consultants Inc
Project/Site: Plant Bowen

Job ID: 705-36115-1

Method: 9056A - Anions, Ion Chromatography

Lab Sample ID: MB 670-163109/6 — **Client Sample ID: Method Blank**
Matrix: Water — **Prep Type: Total/NA**
Analysis Batch: 163109

Analyte	MB Result	MB Qualifier	RL	MDL	Unit	D	Prepared	Analyzed	Dil Fac
Chloride	ND		0.40	0.20	mg/L			07/11/25 09:43	1
Sulfate	ND		1.0	0.50	mg/L			07/11/25 09:43	1

Lab Sample ID: LCS 670-163109/4 — **Client Sample ID: Lab Control Sample**
Matrix: Water — **Prep Type: Total/NA**
Analysis Batch: 163109

Analyte	Spike Added	LCS Result	LCS Qualifier	Unit	D	%Rec	%Rec Limits
Chloride	4.00	3.95		mg/L		99	80 - 120
Sulfate	10.0	9.72		mg/L		97	80 - 120

Lab Sample ID: LCSD 670-163109/5 — **Client Sample ID: Lab Control Sample Dup**
Matrix: Water — **Prep Type: Total/NA**
Analysis Batch: 163109

Analyte	Spike Added	LCSD Result	LCSD Qualifier	Unit	D	%Rec	%Rec Limits	RPD	RPD Limit
Chloride	4.00	3.96		mg/L		99	80 - 120	0	15
Sulfate	10.0	9.76		mg/L		98	80 - 120	0	15

Lab Sample ID: 185-4691-B-1 MS — **Client Sample ID: Matrix Spike**
Matrix: Water — **Prep Type: Total/NA**
Analysis Batch: 163109

Analyte	Sample Result	Sample Qualifier	Spike Added	MS Result	MS Qualifier	Unit	D	%Rec	%Rec Limits
Chloride	22		5.00	26.8	4	mg/L		96	80 - 120
Sulfate	4.3		5.00	9.47		mg/L		103	80 - 120

Lab Sample ID: 185-4691-B-1 MSD — **Client Sample ID: Matrix Spike Duplicate**
Matrix: Water — **Prep Type: Total/NA**
Analysis Batch: 163109

Analyte	Sample Result	Sample Qualifier	Spike Added	MSD Result	MSD Qualifier	Unit	D	%Rec	%Rec Limits	RPD	RPD Limit
Chloride	22		5.00	26.9	4	mg/L		97	80 - 120	0	15
Sulfate	4.3		5.00	9.54		mg/L		104	80 - 120	1	15

Method: 6010D - Metals (ICP)

Lab Sample ID: MB 705-67087/1-A — **Client Sample ID: Method Blank**
Matrix: Water — **Prep Type: Total/NA**
Analysis Batch: 67273 — **Prep Batch: 67087**

Analyte	MB Result	MB Qualifier	RL	MDL	Unit	D	Prepared	Analyzed	Dil Fac
Boron	ND		0.050	0.026	mg/L		07/11/25 09:35	07/11/25 16:13	1
Calcium	ND		0.10	0.038	mg/L		07/11/25 09:35	07/11/25 16:13	1
Iron	ND		0.10	0.035	mg/L		07/11/25 09:35	07/11/25 16:13	1
Magnesium	ND		0.10	0.036	mg/L		07/11/25 09:35	07/11/25 16:13	1
Potassium	ND		0.50	0.32	mg/L		07/11/25 09:35	07/11/25 16:13	1
Sodium	0.162	J	1.0	0.039	mg/L		07/11/25 09:35	07/11/25 16:13	1

Method: 6010D - Metals (ICP) (Continued)

Lab Sample ID: LCS 705-67087/2-A
Matrix: Water
Analysis Batch: 67273

Client Sample ID: Lab Control Sample
Prep Type: Total/NA
Prep Batch: 67087

Analyte	Spike Added	LCS Result	LCS Qualifier	Unit	D	%Rec	%Rec Limits
Boron	1.00	1.06		mg/L		106	80 - 120
Calcium	10.0	10.7		mg/L		107	80 - 120
Iron	10.0	10.9		mg/L		109	80 - 120
Magnesium	10.0	10.7		mg/L		107	80 - 120
Potassium	10.0	10.7		mg/L		107	80 - 120
Sodium	10.0	10.7		mg/L		107	80 - 120

Lab Sample ID: 705-35717-A-2-B MS
Matrix: Water
Analysis Batch: 67273

Client Sample ID: Matrix Spike
Prep Type: Total/NA
Prep Batch: 67087

Analyte	Sample Result	Sample Qualifier	Spike Added	MS Result	MS Qualifier	Unit	D	%Rec	%Rec Limits
Boron	ND		1.00	1.07		mg/L		107	75 - 125
Calcium	44		10.0	54.7	4	mg/L		110	75 - 125
Iron	0.55		10.0	11.2		mg/L		106	75 - 125
Magnesium	2.5		10.0	13.0		mg/L		105	75 - 125
Potassium	2.3		10.0	13.1		mg/L		108	75 - 125
Sodium	1.1		10.0	11.8		mg/L		107	75 - 125

Lab Sample ID: 705-35717-A-2-C MSD
Matrix: Water
Analysis Batch: 67273

Client Sample ID: Matrix Spike Duplicate
Prep Type: Total/NA
Prep Batch: 67087

Analyte	Sample Result	Sample Qualifier	Spike Added	MSD Result	MSD Qualifier	Unit	D	%Rec	%Rec Limits	RPD	RPD Limit
Boron	ND		1.00	1.08		mg/L		108	75 - 125	1	20
Calcium	44		10.0	55.2	4	mg/L		116	75 - 125	1	20
Iron	0.55		10.0	11.3		mg/L		108	75 - 125	2	20
Magnesium	2.5		10.0	13.1		mg/L		107	75 - 125	1	20
Potassium	2.3		10.0	13.3		mg/L		110	75 - 125	1	20
Sodium	1.1		10.0	12.1		mg/L		109	75 - 125	2	20

Method: 6020B - Metals (ICP/MS)

Lab Sample ID: MB 705-67173/1-A
Matrix: Water
Analysis Batch: 67293

Client Sample ID: Method Blank
Prep Type: Total Recoverable
Prep Batch: 67173

Analyte	MB Result	MB Qualifier	RL	MDL	Unit	D	Prepared	Analyzed	Dil Fac
Cobalt	ND		0.0050	0.00041	mg/L		07/11/25 12:04	07/11/25 18:03	1
Molybdenum	ND		0.0050	0.00069	mg/L		07/11/25 12:04	07/11/25 18:03	1

Lab Sample ID: LCS 705-67173/2-A
Matrix: Water
Analysis Batch: 67293

Client Sample ID: Lab Control Sample
Prep Type: Total Recoverable
Prep Batch: 67173

Analyte	Spike Added	LCS Result	LCS Qualifier	Unit	D	%Rec	%Rec Limits
Cobalt	0.100	0.100		mg/L		100	80 - 120
Molybdenum	0.100	0.0958		mg/L		96	80 - 120

Method: 6020B - Metals (ICP/MS) (Continued)

Lab Sample ID: 705-36115-1 MS
Matrix: Water
Analysis Batch: 67293

Client Sample ID: BOW-PT-02
Prep Type: Total Recoverable
Prep Batch: 67173

Analyte	Sample Result	Sample Qualifier	Spike Added	MS Result	MS Qualifier	Unit	D	%Rec	%Rec Limits		
Cobalt	0.00088	J	0.100	0.0998		mg/L		99	75 - 125		
Molybdenum	0.033		0.100	0.134		mg/L		101	75 - 125		

Lab Sample ID: 705-36115-1 MSD
Matrix: Water
Analysis Batch: 67293

Client Sample ID: BOW-PT-02
Prep Type: Total Recoverable
Prep Batch: 67173

Analyte	Sample Result	Sample Qualifier	Spike Added	MSD Result	MSD Qualifier	Unit	D	%Rec	%Rec Limits	RPD	RPD Limit
Cobalt	0.00088	J	0.100	0.101		mg/L		100	75 - 125	1	20
Molybdenum	0.033		0.100	0.135		mg/L		101	75 - 125	0	20

Method: 2320B-2011 - Alkalinity, Total

Lab Sample ID: LCS 705-66852/1
Matrix: Water
Analysis Batch: 66852

Client Sample ID: Lab Control Sample
Prep Type: Total/NA

Analyte			Spike Added	LCS Result	LCS Qualifier	Unit	D	%Rec	%Rec Limits		
Bicarbonate Alkalinity			125	125		mg/L		100	90 - 110		
Total Alkalinity			125	125		mg/L		100	90 - 110		

Lab Sample ID: 705-35257-B-1 DU
Matrix: Water
Analysis Batch: 66852

Client Sample ID: Duplicate
Prep Type: Total/NA

Analyte	Sample Result	Sample Qualifier		DU Result	DU Qualifier	Unit	D			RPD	RPD Limit
Bicarbonate Alkalinity	83			82.2		mg/L				1	30
Total Alkalinity	83			82.2		mg/L				1	30

QC Association Summary

Client: Geosyntec Consultants Inc
Project/Site: Plant Bowen

Job ID: 705-36115-1

HPLC/IC

Analysis Batch: 163109

Lab Sample ID	Client Sample ID	Prep Type	Matrix	Method	Prep Batch
705-36115-1	BOW-PT-02	Total/NA	Water	9056A	
705-36115-2	BOW-PT-04	Total/NA	Water	9056A	
MB 670-163109/6	Method Blank	Total/NA	Water	9056A	
LCS 670-163109/4	Lab Control Sample	Total/NA	Water	9056A	
LCSD 670-163109/5	Lab Control Sample Dup	Total/NA	Water	9056A	
185-4691-B-1 MS	Matrix Spike	Total/NA	Water	9056A	
185-4691-B-1 MSD	Matrix Spike Duplicate	Total/NA	Water	9056A	

Metals

Prep Batch: 67087

Lab Sample ID	Client Sample ID	Prep Type	Matrix	Method	Prep Batch
705-36115-1	BOW-PT-02	Total/NA	Water	3010A	
705-36115-2	BOW-PT-04	Total/NA	Water	3010A	
MB 705-67087/1-A	Method Blank	Total/NA	Water	3010A	
LCS 705-67087/2-A	Lab Control Sample	Total/NA	Water	3010A	
705-35717-A-2-B MS	Matrix Spike	Total/NA	Water	3010A	
705-35717-A-2-C MSD	Matrix Spike Duplicate	Total/NA	Water	3010A	

Prep Batch: 67173

Lab Sample ID	Client Sample ID	Prep Type	Matrix	Method	Prep Batch
705-36115-1	BOW-PT-02	Total Recoverable	Water	3005A	
705-36115-2	BOW-PT-04	Total Recoverable	Water	3005A	
MB 705-67173/1-A	Method Blank	Total Recoverable	Water	3005A	
LCS 705-67173/2-A	Lab Control Sample	Total Recoverable	Water	3005A	
705-36115-1 MS	BOW-PT-02	Total Recoverable	Water	3005A	
705-36115-1 MSD	BOW-PT-02	Total Recoverable	Water	3005A	

Analysis Batch: 67273

Lab Sample ID	Client Sample ID	Prep Type	Matrix	Method	Prep Batch
705-36115-1	BOW-PT-02	Total/NA	Water	6010D	67087
705-36115-1	BOW-PT-02	Total/NA	Water	6010D	67087
705-36115-2	BOW-PT-04	Total/NA	Water	6010D	67087
705-36115-2	BOW-PT-04	Total/NA	Water	6010D	67087
MB 705-67087/1-A	Method Blank	Total/NA	Water	6010D	67087
LCS 705-67087/2-A	Lab Control Sample	Total/NA	Water	6010D	67087
705-35717-A-2-B MS	Matrix Spike	Total/NA	Water	6010D	67087
705-35717-A-2-C MSD	Matrix Spike Duplicate	Total/NA	Water	6010D	67087

Analysis Batch: 67293

Lab Sample ID	Client Sample ID	Prep Type	Matrix	Method	Prep Batch
705-36115-1	BOW-PT-02	Total Recoverable	Water	6020B	67173
705-36115-2	BOW-PT-04	Total Recoverable	Water	6020B	67173
MB 705-67173/1-A	Method Blank	Total Recoverable	Water	6020B	67173
LCS 705-67173/2-A	Lab Control Sample	Total Recoverable	Water	6020B	67173
705-36115-1 MS	BOW-PT-02	Total Recoverable	Water	6020B	67173
705-36115-1 MSD	BOW-PT-02	Total Recoverable	Water	6020B	67173

QC Association Summary

Client: Geosyntec Consultants Inc
Project/Site: Plant Bowen

Job ID: 705-36115-1

General Chemistry

Analysis Batch: 66852

Lab Sample ID	Client Sample ID	Prep Type	Matrix	Method	Prep Batch
705-36115-1	BOW-PT-02	Total/NA	Water	2320B-2011	
705-36115-2	BOW-PT-04	Total/NA	Water	2320B-2011	
LCS 705-66852/1	Lab Control Sample	Total/NA	Water	2320B-2011	
705-35257-B-1 DU	Duplicate	Total/NA	Water	2320B-2011	

Lab Chronicle

Client: Geosyntec Consultants Inc
Project/Site: Plant Bowen

Job ID: 705-36115-1

Client Sample ID: BOW-PT-02

Lab Sample ID: 705-36115-1
Matrix: Water

Date Collected: 07/09/25 08:32
Date Received: 07/09/25 12:32

Prep Type	Batch Type	Batch Method	Run	Dilution Factor	Batch Number	Analyst	Lab	Prepared or Analyzed
Total/NA	Analysis	9056A		10	163109	YGS	EET ORL	07/11/25 10:52
Total/NA	Prep	3010A			67087	SA	EET ATL	07/11/25 09:35
Total/NA	Analysis	6010D		1	67273	DAB	EET ATL	07/11/25 16:35
Total/NA	Prep	3010A			67087	SA	EET ATL	07/11/25 09:35
Total/NA	Analysis	6010D		5	67273	DAB	EET ATL	07/11/25 16:51
Total Recoverable	Prep	3005A			67173	TR	EET ATL	07/11/25 12:04
Total Recoverable	Analysis	6020B		1	67293	MD	EET ATL	07/11/25 18:09
Total/NA	Analysis	2320B-2011		1	66852	AH	EET ATL	07/10/25 10:42

Client Sample ID: BOW-PT-04

Lab Sample ID: 705-36115-2
Matrix: Water

Date Collected: 07/09/25 08:26
Date Received: 07/09/25 12:32

Prep Type	Batch Type	Batch Method	Run	Dilution Factor	Batch Number	Analyst	Lab	Prepared or Analyzed
Total/NA	Analysis	9056A		10	163109	YGS	EET ORL	07/11/25 11:02
Total/NA	Prep	3010A			67087	SA	EET ATL	07/11/25 09:35
Total/NA	Analysis	6010D		1	67273	DAB	EET ATL	07/11/25 16:44
Total/NA	Prep	3010A			67087	SA	EET ATL	07/11/25 09:35
Total/NA	Analysis	6010D		5	67273	DAB	EET ATL	07/11/25 16:54
Total Recoverable	Prep	3005A			67173	TR	EET ATL	07/11/25 12:04
Total Recoverable	Analysis	6020B		1	67293	MD	EET ATL	07/11/25 18:26
Total/NA	Analysis	2320B-2011		1	66852	AH	EET ATL	07/10/25 10:42

Laboratory References:

EET ATL = Eurofins Atlanta, 3080 Presidential Dr, Atlanta, GA 30340, TEL (770)457-8177

EET ORL = Eurofins Orlando, 481 Newburyport Avenue, Altamonte Springs, FL 32701, TEL (407)339-5984

Accreditation/Certification Summary

Client: Geosyntec Consultants Inc
Project/Site: Plant Bowen

Job ID: 705-36115-1

Laboratory: Eurofins Atlanta

The accreditations/certifications listed below are applicable to this report.

Authority	Program	Identification Number	Expiration Date
Florida	NELAP	E87582	06-30-26

Laboratory: Eurofins Orlando

All accreditations/certifications held by this laboratory are listed. Not all accreditations/certifications are applicable to this report.

Authority	Program	Identification Number	Expiration Date
Alabama	State	42800	06-30-26
Arkansas (DW)	State	FL00091	06-30-26
Florida	NELAP	E83018	11-11-25
Georgia	State	E83018 (FL)	06-30-26
Georgia (DW)	State	C055	06-30-26
Louisiana (DW)	State	LA039	12-31-25
Mississippi	State	MS00007	06-30-26
New Mexico	State	FL00091	06-30-26
North Carolina (DW)	State	12712	07-31-26
North Carolina (WW/SW)	State	699	12-31-25
Puerto Rico	State	FL00091	01-31-26
Tennessee	State	TN04930	06-30-26
Texas	NELAP	T104704571	02-28-26
USDA	US Federal Programs	P525-23-138-94710	05-18-26

eurofins | Environment Testing

ANALYTICAL REPORT

PREPARED FOR

Attn: Marty Crook
Geosyntec Consultants Inc
1255 Roberts Blvd. NW
Suite 200
Kennesaw, Georgia 30144

Generated 12/10/2025 8:04:28 AM Revision 1

JOB DESCRIPTION

Plant Bowen

JOB NUMBER

705-36328-1

Eurofins Atlanta
3080 Presidential Dr
Atlanta GA 30340

See page two for job notes and contact information.

my EOL

Eurofins Atlanta

Job Notes

The test results in this report relate only to the samples as received by the laboratory and will meet all requirements of the methodology, with any exceptions noted. This report shall not be reproduced except in full, without the express written approval of the laboratory. All questions should be directed to the Eurofins Environment Testing Southeast, LLC Project Manager.

Authorization

Generated
12/10/2025 8:04:28 AM
Revision 1

Authorized for release by
David Fuller, Project Manager
David.Fuller@et.eurofinsus.com
(770)344-8986

Table of Contents

Cover Page 1
Table of Contents 3
Sample Summary 4
Chain of Custody 5
Receipt Checklists 7
Definitions/Glossary 9
Case Narrative 10
Client Sample Results 11
Method Summary 13
QC Sample Results 14
QC Association Summary 18
Lab Chronicle 20
Certification Summary 21

Sample Summary

Client: Geosyntec Consultants Inc
Project/Site: Plant Bowen

Job ID: 705-36328-1

Lab Sample ID	Client Sample ID	Matrix	Collected	Received	Sample Origin
705-36328-1	BOW-PT-02	Water	07/10/25 08:08	07/10/25 12:28	Georgia
705-36328-2	BOW-PT-04	Water	07/10/25 08:04	07/10/25 12:28	Georgia

Eurofins Atlanta
3080 Presidential Dr
Atlanta, GA 30340
Phone (770) 457-8177

Chain of Custody Record

eurofins | Environment Testing America

Client Information	Sampler: A. Tomlinson	Lab PM: Fuller, David	Carrier Tracking No(s):	COC No:
Client Contact: Marty Crook	Phone: 470-636-4740	E-Mail: David.Fuller@et.eurofinsus.com	State of Origin: GA	Page: Page 1 of 1
Company: Geosyntec Consultants, Inc.	PWSID:			Job #:
Address: 1255 Roberts Blvd, NW Suite 200	Due Date Requested:			
City: Kennesaw	TAT Requested (days): 2-day TAT			
State, Zip: GA, 30144	Compliance Project: Δ Yes Δ No			
Phone: 678-202-9500(Tel) 678-202-9501(Fax)	Lab Project #: 70504433			
Email: Martin.Crook@geosyntec.com	Lab PO #: _____ / Task 100			
Project Name: Plant Bowen	Project #: GW6581H			
Site:	WO#:			

Analysis Requested

Preservation Codes:
A - HCL, B - NaOH, C - Zn Acetate, D - Nitric Acid, E - NaHSO4, F - MeOH, G - Amchlor, H - Ascorbic Acid, I - Ice, J - DI Water, K - EDTA, L - EDA
M - Hexane, N - None, O - AsNaO2, P - Na2O4S, Q - Na2SO3, R - Na2S2O3, S - H2SO4, T - TSP Dodecahydrate, U - Acetone, V - MCAA, W - pH 4-5, Y - Trizma, Z - other (specify)
Other:

Sample Identification	Sample Date	Sample Time	Sample Type (C=comp, G=grab)	Matrix (W=water, S=solid, O=waste/oil, BT=Tissue, A=Air)	Field Filtered Sample (Yes or No)	Perform MS/MSD (Yes or No)	2320B - Alkalinity	9056A_ORGFM_28D - Chloride & Sulfate	6010D - Select 6 ICP Metals	6020B - Cobalt & Molybdenum	Total Number of containers	Special Instructions/Note:
			Preservation Code:				N	N	D	D		
BOW-PT-02	7/10/25	0808	G	WG	N	N	X	X	X	X	2	
BOW-PT-04	7/10/25	0804	G	WG	N	N	X	X	X	X	2	

705-36328 COC

Possible Hazard Identification
☐ Non-Hazard ☐ Flammable ☐ Skin Irritant ☐ Poison B ☐ Unknown ☐ Radiological

Sample Disposal (A fee may be assessed if samples are retained longer than 1 month)
☐ Return To Client ☐ Disposal By Lab ☐ Archive For _____ Months

Deliverable Requested: I, II, III, IV, Other (specify)

Special Instructions/QC Requirements: **Task Code: BOW-CCR-CA-20250710**

Empty Kit Relinquished by:	Date:	Time:	Method of Shipment:

Relinquished by:	Date/Time:	Company	Received by:	Date/Time:	Company
[signature]	7/10/2025 1022	Geosyntec	[signature]	7/10/2025 1022	Geosyntec
[signature]	7/10/2025 1146	Geosyntec	[signature]	7/10/25 11:46	Eurofins
[signature]	7/10/25 12:28		[signature]	7.10.25 1228	

Custody Seals Intact: Δ Yes Δ No	Custody Seal No.:	Cooler Temperature(s) °C and Other Remarks: 0.1 # 2665

Ver: 01/16/2019

12/10/2025 (Rev. 1)

Eurofins Atlanta
3080 Presidential Dr
Atlanta GA 30340
Phone 770-457-8177 Fax: 770-457-8188

Chain of Custody Record

eurofins | Environment Testing

Client Information (Sub Contract Lab)	Sampler: N/A	Lab PM: Fuller David	Carrier Tracking No(s): N/A	COC No: 705-50253 1
Client Contact: Shipping/Receiving	Phone: N/A	E-Mail: David Fuller@et.eurofinsus com	State of Origin: Georgia	Page: Page 1 of 1
Company: Eurofins Environment Testing Southeast L		Accreditations Required (See note): NELAP - Florida		Job #: 705-36328-1
Address: 481 Newburyport Avenue	Due Date Requested: 7/14/2025			Preservation Codes
City: Altamonte Springs	TAT Requested (days): N/A			
State Zip: FL, 32701				
Phone: 407-339-5984(Tel) 407 260-6110(Fax)	PO #: N/A			
Email: N/A	WO #: N/A			
Project Name: Plant Bowen	Project #: 70504433			
Site: N/A	SSOW#: N/A			Other: N/A

Analysis Requested

Sample Identification - Client ID (Lab ID)	Sample Date	Sample Time	Sample Type (C=comp, G=grab)	Matrix (W=water S=solid, O=waste/oil, BT=Tissue, A=Air)	Field Filtered Sample (Yes or No)	Perform MS/MSD (Yes or No)	9056A_ORGFM_28DChloride & Sulfate	Total Number of containers	Special Instructions/Note
			Preservation Code						
BOW-PT-02 (705-36328-1)	7/10/25	08 08 Eastern	G	Water			X	1	
BOW PT-04 (705-36328-2)	7/10/25	08 04 Eastern	G	Water			X	1	

Note Since laboratory accreditations are subject to change Eurofins Environment Testing Southeast, LLC places the ownership of method analyte & accreditation compliance upon our subcontract laboratories This sample shipment is forwarded under chain-of-custody If the laboratory does not currently maintain accreditation in the State of Origin listed above for analysis/tests/matrix being analyzed the samples must be shipped back to the Eurofins Environment Testing Southeast, LLC laboratory or other instructions will be provided Any changes to accreditation status should be brought to Eurofins Environment Testing Southeast, LLC attention immediately If all requested accreditations are current to date return the signed Chain of Custody attesting to said compliance to Eurofins Environment Testing Southeast, LLC.

Possible Hazard Identification	*Sample Disposal (A fee may be assessed if samples are retained longer than 1 month)*
Unconfirmed	☐ *Return To Client* ☐ *Disposal By Lab* ☐ *Archive For* _____ *Months*
Deliverable Requested I II III IV Other (specify) Primary Deliverable Rank 2	Special Instructions/QC Requirements

Empty Kit Relinquished by	Date	Time	Method of Shipment:

Relinquished by	Date/Time	Company	Received by	Date/Time	Company
Anna Neal	7-10 25 1050			7/11/25 9:10	
Relinquished by	Date/Time	Company	Received by	Date/Time	Company
Relinquished by	Date/Time	Company	Received by	Date/Time	Company

Custody Seals Intact	Custody Seal No	Cooler Temperature(s) °C and Other Remarks.
Δ Yes Δ No		18/16

Ver: 10/10/2024

12/10/2025 (Rev. 1)

Login Sample Receipt Checklist

Client: Geosyntec Consultants Inc

Job Number: 705-36328-1

Login Number: 36328
List Number: 1
Creator: Tescum, Allyson

List Source: Eurofins Atlanta

Question	Answer	Comment
The cooler's custody seal, if present, is intact.	True	
The cooler does not appear to have been compromised or tampered with.	True	
Samples were received on ice.	True	
Cooler Temperature is acceptable.	True	
Cooler Temperature is recorded.	True	
COC present.	True	
COC is filled out in ink and legible.	True	
COC is filled out with all pertinent information.	True	
Sample custody seals, if present, are intact.	True	
Sample collection date/times are provided.	True	
The samples do not appear to have been compromised or tampered with.	True	
Containers are not broken or leaking.	True	
There are no discrepancies between the containers received and the COC.	True	
Sample containers have legible labels.	True	
Appropriate sample containers were rec'd and sufficient volume for all analyses.	True	
Samples are received within Holding Time (excluding tests with immediate HTs).	True	
Containers requiring zero headspace have no headspace or bubble is <6mm (1/4").	True	
Is there sufficient air space in bottle for bacteriological analysis.	True	

Login Sample Receipt Checklist

Client: Geosyntec Consultants Inc

Job Number: 705-36328-1

Login Number: 36328
List Number: 2
Creator: Gemeinhardt, Alexandria

List Source: Eurofins Orlando
List Creation: 07/11/25 10:21 AM

Question	Answer	Comment
The cooler or samples do not appear to have been compromised or tampered with	True	
Samples were received on ice.	True	
Cooler Temperature is acceptable.	True	
Cooler Temperature is recorded.	True	
COC is present.	True	
COC is filled out in ink and legible.	True	
COC is filled out with all pertinent information.	True	
Is the Field Sampler's name present on COC?	True	
There are no discrepancies between the containers received and the COC.	True	
Samples are received within Holding Time (excluding tests with immediate HTs)	True	
Sample containers have legible labels.	True	
Containers are not broken or leaking.Containers are not broken or leaking.	True	
Sample collection date/times are provided.	True	
Appropriate sample containers are used.	True	
Sample bottles are completely filled.	True	
There is sufficient vol. for all requested analyses, incl. any requested MS/MSDs	True	
Containers requiring zero headspace have no headspace or bubble is <6mm (1/4").	True	

Definitions/Glossary

Client: Geosyntec Consultants Inc
Project/Site: Plant Bowen

Job ID: 705-36328-1

Qualifiers

HPLC/IC

Qualifier	Qualifier Description
4	MS, MSD: The analyte present in the original sample is greater than 4 times the matrix spike concentration; therefore, control limits are not applicable.

Metals

Qualifier	Qualifier Description
B	Compound was found in the blank and sample.
J	Result is less than the RL but greater than or equal to the MDL and the concentration is an approximate value.

Glossary

Abbreviation	These commonly used abbreviations may or may not be present in this report.
☼	Listed under the "D" column to designate that the result is reported on a dry weight basis
%R	Percent Recovery
CFL	Contains Free Liquid
CFU	Colony Forming Unit
CNF	Contains No Free Liquid
DER	Duplicate Error Ratio (normalized absolute difference)
Dil Fac	Dilution Factor
DL	Detection Limit (DoD/DOE)
DL, RA, RE, IN	Indicates a Dilution, Re-analysis, Re-extraction, or additional Initial metals/anion analysis of the sample
DLC	Decision Level Concentration (Radiochemistry)
EDL	Estimated Detection Limit (Dioxin)
LOD	Limit of Detection (DoD/DOE)
LOQ	Limit of Quantitation (DoD/DOE)
MCL	EPA recommended "Maximum Contaminant Level"
MDA	Minimum Detectable Activity (Radiochemistry)
MDC	Minimum Detectable Concentration (Radiochemistry)
MDL	Method Detection Limit
ML	Minimum Level (Dioxin)
MPN	Most Probable Number
MQL	Method Quantitation Limit
NC	Not Calculated
ND	Not Detected at the reporting limit (or MDL or EDL if shown)
NEG	Negative / Absent
POS	Positive / Present
PQL	Practical Quantitation Limit
PRES	Presumptive
QC	Quality Control
RER	Relative Error Ratio (Radiochemistry)
RL	Reporting Limit or Requested Limit (Radiochemistry)
RPD	Relative Percent Difference, a measure of the relative difference between two points
TEF	Toxicity Equivalent Factor (Dioxin)
TEQ	Toxicity Equivalent Quotient (Dioxin)
TNTC	Too Numerous To Count

Job Narrative
705-36328-1

Revision 1
The report being provided is a revision of the original report sent on 7/14/2025. The report is being revised in order to add B qualifier flags to Sodium as needed to these samples and to include a narrative comment below about this qualifier flag.

Analytical test results meet all requirements of the associated regulatory program listed on the Accreditation/Certification Summary Page unless otherwise noted under the individual analysis. Data qualifiers and/or narrative comments are included to explain any exceptions, if applicable.

- Matrix QC may not be reported if insufficient sample is provided or site-specific QC samples were not submitted. In these situations, to demonstrate precision and accuracy at a batch level, a LCS/LCSD may be performed, unless otherwise specified in the method.
- Surrogate and/or isotope dilution analyte recoveries (if applicable) which are outside of the QC window are confirmed unless attributed to a dilution or otherwise noted in the narrative.

Regulated compliance samples (e.g. SDWA, NPDES) must comply with the associated agency requirements/permits.

Receipt
The samples were received on 7/10/2025 12:28 PM. Unless otherwise noted below, the samples arrived in good condition, and, where required, properly preserved and on ice. The temperature of the cooler at receipt time was 0.1°C.

HPLC/IC
No additional analytical or quality issues were noted, other than those described above or in the Definitions/ Glossary page.

Metals
Method 6010D: The method blank for preparation batch 705-67367 and analytical batch 705-67624 contained Sodium above the method detection limit. This target analyte concentration was less than the reporting limit (RL) in the method blank; therefore, re-extraction and/or re-analysis of samples was not performed.

No additional analytical or quality issues were noted, other than those described above or in the Definitions/ Glossary page.

General Chemistry
No additional analytical or quality issues were noted, other than those described above or in the Definitions/ Glossary page.

Client Sample Results

Client: Geosyntec Consultants Inc
Project/Site: Plant Bowen

Job ID: 705-36328-1

Client Sample ID: BOW-PT-02

Date Collected: 07/10/25 08:08
Date Received: 07/10/25 12:28

Lab Sample ID: 705-36328-1

Matrix: Water

Method: SW846 9056A - Anions, Ion Chromatography

Analyte	Result	Qualifier	RL	MDL	Unit	D	Prepared	Analyzed	Dil Fac
Chloride	340		4.0	2.0	mg/L			07/11/25 13:04	10
Sulfate	330		10	5.0	mg/L			07/11/25 13:04	10

Method: SW846 6010D - Metals (ICP)

Analyte	Result	Qualifier	RL	MDL	Unit	D	Prepared	Analyzed	Dil Fac
Boron	8.1		0.050	0.026	mg/L		07/13/25 10:55	07/14/25 13:50	1
Calcium	270		0.50	0.19	mg/L		07/13/25 10:55	07/14/25 16:02	5
Iron	ND		0.10	0.035	mg/L		07/13/25 10:55	07/14/25 13:50	1
Magnesium	41		0.10	0.036	mg/L		07/13/25 10:55	07/14/25 13:50	1
Potassium	8.4		0.50	0.32	mg/L		07/13/25 10:55	07/14/25 13:50	1
Sodium	34	B	1.0	0.039	mg/L		07/13/25 10:55	07/14/25 13:50	1

Method: SW846 6020B - Metals (ICP/MS) - Total Recoverable

Analyte	Result	Qualifier	RL	MDL	Unit	D	Prepared	Analyzed	Dil Fac
Cobalt	0.0028	J	0.0050	0.00041	mg/L		07/13/25 07:57	07/14/25 14:19	1
Molybdenum	0.041		0.0050	0.00069	mg/L		07/13/25 07:57	07/14/25 14:19	1

General Chemistry

Analyte	Result	Qualifier	RL	MDL	Unit	D	Prepared	Analyzed	Dil Fac
Total Alkalinity (SM 2320 B-2021)	160		10	10	mg/L			07/14/25 14:53	1
Bicarbonate Alkalinity (SM 2320 B-2021)	160		10	10	mg/L			07/14/25 14:53	1

Client Sample Results

Client: Geosyntec Consultants Inc
Project/Site: Plant Bowen

Job ID: 705-36328-1

Client Sample ID: BOW-PT-04

Date Collected: 07/10/25 08:04
Date Received: 07/10/25 12:28

Lab Sample ID: 705-36328-2

Matrix: Water

Method: SW846 9056A - Anions, Ion Chromatography

Analyte	Result	Qualifier	RL	MDL	Unit	D	Prepared	Analyzed	Dil Fac
Chloride	340		4.0	2.0	mg/L			07/11/25 11:12	10
Sulfate	350		10	5.0	mg/L			07/11/25 11:12	10

Method: SW846 6010D - Metals (ICP)

Analyte	Result	Qualifier	RL	MDL	Unit	D	Prepared	Analyzed	Dil Fac
Boron	8.4		0.050	0.026	mg/L		07/13/25 10:55	07/14/25 13:53	1
Calcium	230		0.50	0.19	mg/L		07/13/25 10:55	07/14/25 16:05	5
Iron	0.25		0.10	0.035	mg/L		07/13/25 10:55	07/14/25 13:53	1
Magnesium	40		0.10	0.036	mg/L		07/13/25 10:55	07/14/25 13:53	1
Potassium	8.8		0.50	0.32	mg/L		07/13/25 10:55	07/14/25 13:53	1
Sodium	82	B	1.0	0.039	mg/L		07/13/25 10:55	07/14/25 13:53	1

Method: SW846 6020B - Metals (ICP/MS) - Total Recoverable

Analyte	Result	Qualifier	RL	MDL	Unit	D	Prepared	Analyzed	Dil Fac
Cobalt	0.0070		0.0050	0.00041	mg/L		07/13/25 07:57	07/14/25 14:22	1
Molybdenum	0.030		0.0050	0.00069	mg/L		07/13/25 07:57	07/14/25 14:22	1

General Chemistry

Analyte	Result	Qualifier	RL	MDL	Unit	D	Prepared	Analyzed	Dil Fac
Total Alkalinity (SM 2320 B-2021)	240		10	10	mg/L			07/14/25 15:03	1
Bicarbonate Alkalinity (SM 2320 B-2021)	240		10	10	mg/L			07/14/25 15:03	1

Method Summary

Client: Geosyntec Consultants Inc
Project/Site: Plant Bowen

Job ID: 705-36328-1

Method	Method Description	Protocol	Laboratory
9056A	Anions, Ion Chromatography	SW846	EET ORL
6010D	Metals (ICP)	SW846	EET ATL
6020B	Metals (ICP/MS)	SW846	EET ATL
2320 B-2021	Alkalinity	SM	EET ORL
3005A	Preparation, Total Recoverable or Dissolved Metals	SW846	EET ATL
3010A	Preparation, Total Metals	SW846	EET ATL

Protocol References:

SM = "Standard Methods For The Examination Of Water And Wastewater"

SW846 = "Test Methods For Evaluating Solid Waste, Physical/Chemical Methods", Third Edition, November 1986 And Its Updates.

Laboratory References:

EET ATL = Eurofins Atlanta, 3080 Presidential Dr, Atlanta, GA 30340, TEL (770)457-8177

EET ORL = Eurofins Orlando, 481 Newburyport Avenue, Altamonte Springs, FL 32701, TEL (407)339-5984

QC Sample Results

Client: Geosyntec Consultants Inc
Project/Site: Plant Bowen

Job ID: 705-36328-1

Method: 9056A - Anions, Ion Chromatography

Lab Sample ID: MB 670-163109/6 — **Client Sample ID: Method Blank**
Matrix: Water — **Prep Type: Total/NA**
Analysis Batch: 163109

Analyte	MB Result	MB Qualifier	RL	MDL	Unit	D	Prepared	Analyzed	Dil Fac
Chloride	ND		0.40	0.20	mg/L			07/11/25 09:43	1
Sulfate	ND		1.0	0.50	mg/L			07/11/25 09:43	1

Lab Sample ID: LCS 670-163109/4 — **Client Sample ID: Lab Control Sample**
Matrix: Water — **Prep Type: Total/NA**
Analysis Batch: 163109

Analyte	Spike Added	LCS Result	LCS Qualifier	Unit	D	%Rec	%Rec Limits
Chloride	4.00	3.95		mg/L		99	80 - 120
Sulfate	10.0	9.72		mg/L		97	80 - 120

Lab Sample ID: LCSD 670-163109/5 — **Client Sample ID: Lab Control Sample Dup**
Matrix: Water — **Prep Type: Total/NA**
Analysis Batch: 163109

Analyte	Spike Added	LCSD Result	LCSD Qualifier	Unit	D	%Rec	%Rec Limits	RPD	RPD Limit
Chloride	4.00	3.96		mg/L		99	80 - 120	0	15
Sulfate	10.0	9.76		mg/L		98	80 - 120	0	15

Lab Sample ID: 185-4691-B-1 MS — **Client Sample ID: Matrix Spike**
Matrix: Water — **Prep Type: Total/NA**
Analysis Batch: 163109

Analyte	Sample Result	Sample Qualifier	Spike Added	MS Result	MS Qualifier	Unit	D	%Rec	%Rec Limits
Chloride	22		5.00	26.8	4	mg/L		96	80 - 120
Sulfate	4.3		5.00	9.47		mg/L		103	80 - 120

Lab Sample ID: 185-4691-B-1 MSD — **Client Sample ID: Matrix Spike Duplicate**
Matrix: Water — **Prep Type: Total/NA**
Analysis Batch: 163109

Analyte	Sample Result	Sample Qualifier	Spike Added	MSD Result	MSD Qualifier	Unit	D	%Rec	%Rec Limits	RPD	RPD Limit
Chloride	22		5.00	26.9	4	mg/L		97	80 - 120	0	15
Sulfate	4.3		5.00	9.54		mg/L		104	80 - 120	1	15

Lab Sample ID: MB 670-163113/6 — **Client Sample ID: Method Blank**
Matrix: Water — **Prep Type: Total/NA**
Analysis Batch: 163113

Analyte	MB Result	MB Qualifier	RL	MDL	Unit	D	Prepared	Analyzed	Dil Fac
Chloride	ND		0.40	0.20	mg/L			07/11/25 09:54	1
Sulfate	ND		1.0	0.50	mg/L			07/11/25 09:54	1

Lab Sample ID: LCS 670-163113/4 — **Client Sample ID: Lab Control Sample**
Matrix: Water — **Prep Type: Total/NA**
Analysis Batch: 163113

Analyte	Spike Added	LCS Result	LCS Qualifier	Unit	D	%Rec	%Rec Limits
Chloride	4.00	3.92		mg/L		98	80 - 120
Sulfate	10.0	9.84		mg/L		98	80 - 120

QC Sample Results

Client: Geosyntec Consultants Inc
Project/Site: Plant Bowen

Job ID: 705-36328-1

Method: 9056A - Anions, Ion Chromatography

Lab Sample ID: LCSD 670-163113/5
Matrix: Water
Analysis Batch: 163113

Client Sample ID: Lab Control Sample Dup
Prep Type: Total/NA

Analyte			Spike Added	LCSD Result	LCSD Qualifier	Unit	D	%Rec	%Rec Limits	RPD	RPD Limit
Chloride			4.00	3.92		mg/L		98	80 - 120	0	15
Sulfate			10.0	9.80		mg/L		98	80 - 120	0	15

Lab Sample ID: 705-35717-C-1 MS
Matrix: Water
Analysis Batch: 163113

Client Sample ID: Matrix Spike
Prep Type: Total/NA

Analyte	Sample Result	Sample Qualifier	Spike Added	MS Result	MS Qualifier	Unit	D	%Rec	%Rec Limits		
Chloride	0.67		5.00	5.58		mg/L		98	80 - 120		
Sulfate	3.7		5.00	8.68		mg/L		99	80 - 120		

Lab Sample ID: 705-35717-C-1 MSD
Matrix: Water
Analysis Batch: 163113

Client Sample ID: Matrix Spike Duplicate
Prep Type: Total/NA

Analyte	Sample Result	Sample Qualifier	Spike Added	MSD Result	MSD Qualifier	Unit	D	%Rec	%Rec Limits	RPD	RPD Limit
Chloride	0.67		5.00	5.64		mg/L		99	80 - 120	1	15
Sulfate	3.7		5.00	8.76		mg/L		100	80 - 120	1	15

Method: 6010D - Metals (ICP)

Lab Sample ID: MB 705-67367/1-A
Matrix: Water
Analysis Batch: 67624

Client Sample ID: Method Blank
Prep Type: Total/NA
Prep Batch: 67367

Analyte	MB Result	MB Qualifier	RL	MDL	Unit	D	Prepared	Analyzed	Dil Fac
Boron	ND		0.050	0.026	mg/L		07/13/25 10:55	07/14/25 13:06	1
Calcium	ND		0.10	0.038	mg/L		07/13/25 10:55	07/14/25 13:06	1
Iron	ND		0.10	0.035	mg/L		07/13/25 10:55	07/14/25 13:06	1
Magnesium	ND		0.10	0.036	mg/L		07/13/25 10:55	07/14/25 13:06	1
Potassium	ND		0.50	0.32	mg/L		07/13/25 10:55	07/14/25 13:06	1
Sodium	0.131	J	1.0	0.039	mg/L		07/13/25 10:55	07/14/25 13:06	1

Lab Sample ID: LCS 705-67367/2-A
Matrix: Water
Analysis Batch: 67624

Client Sample ID: Lab Control Sample
Prep Type: Total/NA
Prep Batch: 67367

Analyte			Spike Added	LCS Result	LCS Qualifier	Unit	D	%Rec	%Rec Limits		
Boron			1.00	1.03		mg/L		103	80 - 120		
Calcium			10.0	10.5		mg/L		105	80 - 120		
Iron			10.0	10.6		mg/L		106	80 - 120		
Magnesium			10.0	10.4		mg/L		104	80 - 120		
Potassium			10.0	10.5		mg/L		105	80 - 120		
Sodium			10.0	10.4		mg/L		104	80 - 120		

Method: 6010D - Metals (ICP) (Continued)

Lab Sample ID: 705-36163-G-1-B MS
Matrix: Water
Analysis Batch: 67624

Client Sample ID: Matrix Spike
Prep Type: Total/NA
Prep Batch: 67367

Analyte	Sample Result	Sample Qualifier	Spike Added	MS Result	MS Qualifier	Unit	D	%Rec	%Rec Limits
Boron	0.038	J	1.00	1.06		mg/L		102	75 - 125
Calcium	14		10.0	25.0		mg/L		105	75 - 125
Iron	1.2		10.0	11.6		mg/L		104	75 - 125
Magnesium	1.6		10.0	11.8		mg/L		102	75 - 125
Potassium	2.7		10.0	13.4		mg/L		107	75 - 125
Sodium	5.3		10.0	15.8		mg/L		105	75 - 125

Lab Sample ID: 705-36163-G-1-C MSD
Matrix: Water
Analysis Batch: 67624

Client Sample ID: Matrix Spike Duplicate
Prep Type: Total/NA
Prep Batch: 67367

Analyte	Sample Result	Sample Qualifier	Spike Added	MSD Result	MSD Qualifier	Unit	D	%Rec	%Rec Limits	RPD	RPD Limit
Boron	0.038	J	1.00	1.05		mg/L		101	75 - 125	1	20
Calcium	14		10.0	24.8		mg/L		104	75 - 125	0	20
Iron	1.2		10.0	11.6		mg/L		104	75 - 125	0	20
Magnesium	1.6		10.0	11.9		mg/L		102	75 - 125	0	20
Potassium	2.7		10.0	13.4		mg/L		107	75 - 125	0	20
Sodium	5.3		10.0	15.7		mg/L		104	75 - 125	0	20

Method: 6020B - Metals (ICP/MS)

Lab Sample ID: MB 705-67400/1-A
Matrix: Water
Analysis Batch: 67665

Client Sample ID: Method Blank
Prep Type: Total Recoverable
Prep Batch: 67400

Analyte	MB Result	MB Qualifier	RL	MDL	Unit	D	Prepared	Analyzed	Dil Fac
Cobalt	ND		0.0050	0.00041	mg/L		07/13/25 07:57	07/14/25 14:01	1
Molybdenum	ND		0.0050	0.00069	mg/L		07/13/25 07:57	07/14/25 14:01	1

Lab Sample ID: LCS 705-67400/2-A
Matrix: Water
Analysis Batch: 67665

Client Sample ID: Lab Control Sample
Prep Type: Total Recoverable
Prep Batch: 67400

Analyte	Spike Added	LCS Result	LCS Qualifier	Unit	D	%Rec	%Rec Limits
Cobalt	0.100	0.107		mg/L		107	80 - 120
Molybdenum	0.100	0.105		mg/L		105	80 - 120

Lab Sample ID: 705-36548-C-2-B MS
Matrix: Water
Analysis Batch: 67665

Client Sample ID: Matrix Spike
Prep Type: Total Recoverable
Prep Batch: 67400

Analyte	Sample Result	Sample Qualifier	Spike Added	MS Result	MS Qualifier	Unit	D	%Rec	%Rec Limits
Cobalt	0.0042	J	0.100	0.107		mg/L		103	75 - 125
Molybdenum	ND		0.100	0.104		mg/L		104	75 - 125

Method: 6020B - Metals (ICP/MS) (Continued)

Lab Sample ID: 705-36548-C-2-C MSD
Matrix: Water
Analysis Batch: 67665

Client Sample ID: Matrix Spike Duplicate
Prep Type: Total Recoverable
Prep Batch: 67400

Analyte	Sample Result	Sample Qualifier	Spike Added	MSD Result	MSD Qualifier	Unit	D	%Rec	%Rec Limits	RPD	RPD Limit
Cobalt	0.0042	J	0.100	0.108		mg/L		104	75 - 125	1	20
Molybdenum	ND		0.100	0.105		mg/L		105	75 - 125	0	20

Method: 2320 B-2021 - Alkalinity

Lab Sample ID: MB 670-163526/4
Matrix: Water
Analysis Batch: 163526

Client Sample ID: Method Blank
Prep Type: Total/NA

Analyte	MB Result	MB Qualifier	RL	MDL	Unit	D	Prepared	Analyzed	Dil Fac
Total Alkalinity	ND		10	10	mg/L			07/14/25 14:00	1
Bicarbonate Alkalinity	ND		10	10	mg/L			07/14/25 14:00	1

Lab Sample ID: LCS 670-163526/3
Matrix: Water
Analysis Batch: 163526

Client Sample ID: Lab Control Sample
Prep Type: Total/NA

Analyte	Spike Added	LCS Result	LCS Qualifier	Unit	D	%Rec	%Rec Limits
Total Alkalinity	100	97.1		mg/L		97	90 - 110

Lab Sample ID: 670-66323-G-2 DU
Matrix: Water
Analysis Batch: 163526

Client Sample ID: Duplicate
Prep Type: Total/NA

Analyte	Sample Result	Sample Qualifier	DU Result	DU Qualifier	Unit	D	RPD	RPD Limit
Total Alkalinity	300		303		mg/L		0.2	
Bicarbonate Alkalinity	300		303		mg/L		0.2	

QC Association Summary

Client: Geosyntec Consultants Inc
Project/Site: Plant Bowen

Job ID: 705-36328-1

HPLC/IC

Analysis Batch: 163109

Lab Sample ID	Client Sample ID	Prep Type	Matrix	Method	Prep Batch
705-36328-2	BOW-PT-04	Total/NA	Water	9056A	
MB 670-163109/6	Method Blank	Total/NA	Water	9056A	
LCS 670-163109/4	Lab Control Sample	Total/NA	Water	9056A	
LCSD 670-163109/5	Lab Control Sample Dup	Total/NA	Water	9056A	
185-4691-B-1 MS	Matrix Spike	Total/NA	Water	9056A	
185-4691-B-1 MSD	Matrix Spike Duplicate	Total/NA	Water	9056A	

Analysis Batch: 163113

Lab Sample ID	Client Sample ID	Prep Type	Matrix	Method	Prep Batch
705-36328-1	BOW-PT-02	Total/NA	Water	9056A	
MB 670-163113/6	Method Blank	Total/NA	Water	9056A	
LCS 670-163113/4	Lab Control Sample	Total/NA	Water	9056A	
LCSD 670-163113/5	Lab Control Sample Dup	Total/NA	Water	9056A	
705-35717-C-1 MS	Matrix Spike	Total/NA	Water	9056A	
705-35717-C-1 MSD	Matrix Spike Duplicate	Total/NA	Water	9056A	

Metals

Prep Batch: 67367

Lab Sample ID	Client Sample ID	Prep Type	Matrix	Method	Prep Batch
705-36328-1	BOW-PT-02	Total/NA	Water	3010A	
705-36328-2	BOW-PT-04	Total/NA	Water	3010A	
MB 705-67367/1-A	Method Blank	Total/NA	Water	3010A	
LCS 705-67367/2-A	Lab Control Sample	Total/NA	Water	3010A	
705-36163-G-1-B MS	Matrix Spike	Total/NA	Water	3010A	
705-36163-G-1-C MSD	Matrix Spike Duplicate	Total/NA	Water	3010A	

Prep Batch: 67400

Lab Sample ID	Client Sample ID	Prep Type	Matrix	Method	Prep Batch
705-36328-1	BOW-PT-02	Total Recoverable	Water	3005A	
705-36328-2	BOW-PT-04	Total Recoverable	Water	3005A	
MB 705-67400/1-A	Method Blank	Total Recoverable	Water	3005A	
LCS 705-67400/2-A	Lab Control Sample	Total Recoverable	Water	3005A	
705-36548-C-2-B MS	Matrix Spike	Total Recoverable	Water	3005A	
705-36548-C-2-C MSD	Matrix Spike Duplicate	Total Recoverable	Water	3005A	

Analysis Batch: 67624

Lab Sample ID	Client Sample ID	Prep Type	Matrix	Method	Prep Batch
705-36328-1	BOW-PT-02	Total/NA	Water	6010D	67367
705-36328-1	BOW-PT-02	Total/NA	Water	6010D	67367
705-36328-2	BOW-PT-04	Total/NA	Water	6010D	67367
705-36328-2	BOW-PT-04	Total/NA	Water	6010D	67367
MB 705-67367/1-A	Method Blank	Total/NA	Water	6010D	67367
LCS 705-67367/2-A	Lab Control Sample	Total/NA	Water	6010D	67367
705-36163-G-1-B MS	Matrix Spike	Total/NA	Water	6010D	67367
705-36163-G-1-C MSD	Matrix Spike Duplicate	Total/NA	Water	6010D	67367

Analysis Batch: 67665

Lab Sample ID	Client Sample ID	Prep Type	Matrix	Method	Prep Batch
705-36328-1	BOW-PT-02	Total Recoverable	Water	6020B	67400
705-36328-2	BOW-PT-04	Total Recoverable	Water	6020B	67400

QC Association Summary

Client: Geosyntec Consultants Inc
Project/Site: Plant Bowen

Job ID: 705-36328-1

Metals (Continued)

Analysis Batch: 67665 (Continued)

Lab Sample ID	Client Sample ID	Prep Type	Matrix	Method	Prep Batch
MB 705-67400/1-A	Method Blank	Total Recoverable	Water	6020B	67400
LCS 705-67400/2-A	Lab Control Sample	Total Recoverable	Water	6020B	67400
705-36548-C-2-B MS	Matrix Spike	Total Recoverable	Water	6020B	67400
705-36548-C-2-C MSD	Matrix Spike Duplicate	Total Recoverable	Water	6020B	67400

General Chemistry

Analysis Batch: 163526

Lab Sample ID	Client Sample ID	Prep Type	Matrix	Method	Prep Batch
705-36328-1	BOW-PT-02	Total/NA	Water	2320 B-2021	
705-36328-2	BOW-PT-04	Total/NA	Water	2320 B-2021	
MB 670-163526/4	Method Blank	Total/NA	Water	2320 B-2021	
LCS 670-163526/3	Lab Control Sample	Total/NA	Water	2320 B-2021	
670-66323-G-2 DU	Duplicate	Total/NA	Water	2320 B-2021	

Lab Chronicle

Client: Geosyntec Consultants Inc
Project/Site: Plant Bowen

Job ID: 705-36328-1

Client Sample ID: BOW-PT-02

Lab Sample ID: 705-36328-1

Date Collected: 07/10/25 08:08
Matrix: Water
Date Received: 07/10/25 12:28

Prep Type	Batch Type	Batch Method	Run	Dilution Factor	Batch Number	Analyst	Lab	Prepared or Analyzed
Total/NA	Analysis	9056A		10	163113	YGS	EET ORL	07/11/25 13:04
Total/NA	Prep	3010A			67367	MT	EET ATL	07/13/25 10:55
Total/NA	Analysis	6010D		1	67624	DS	EET ATL	07/14/25 13:50
Total/NA	Prep	3010A			67367	MT	EET ATL	07/13/25 10:55
Total/NA	Analysis	6010D		5	67624	DS	EET ATL	07/14/25 16:02
Total Recoverable	Prep	3005A			67400	SA	EET ATL	07/13/25 07:57
Total Recoverable	Analysis	6020B		1	67665	IF	EET ATL	07/14/25 14:19
Total/NA	Analysis	2320 B-2021		1	163526	SM	EET ORL	07/14/25 14:53

Client Sample ID: BOW-PT-04

Lab Sample ID: 705-36328-2

Date Collected: 07/10/25 08:04
Matrix: Water
Date Received: 07/10/25 12:28

Prep Type	Batch Type	Batch Method	Run	Dilution Factor	Batch Number	Analyst	Lab	Prepared or Analyzed
Total/NA	Analysis	9056A		10	163109	YGS	EET ORL	07/11/25 11:12
Total/NA	Prep	3010A			67367	MT	EET ATL	07/13/25 10:55
Total/NA	Analysis	6010D		1	67624	DS	EET ATL	07/14/25 13:53
Total/NA	Prep	3010A			67367	MT	EET ATL	07/13/25 10:55
Total/NA	Analysis	6010D		5	67624	DS	EET ATL	07/14/25 16:05
Total Recoverable	Prep	3005A			67400	SA	EET ATL	07/13/25 07:57
Total Recoverable	Analysis	6020B		1	67665	IF	EET ATL	07/14/25 14:22
Total/NA	Analysis	2320 B-2021		1	163526	SM	EET ORL	07/14/25 15:03

Laboratory References:

EET ATL = Eurofins Atlanta, 3080 Presidential Dr, Atlanta, GA 30340, TEL (770)457-8177

EET ORL = Eurofins Orlando, 481 Newburyport Avenue, Altamonte Springs, FL 32701, TEL (407)339-5984

Accreditation/Certification Summary

Client: Geosyntec Consultants Inc
Project/Site: Plant Bowen

Job ID: 705-36328-1

Laboratory: Eurofins Atlanta

The accreditations/certifications listed below are applicable to this report.

Authority	Program	Identification Number	Expiration Date
Florida	NELAP	E87582	06-30-26

Laboratory: Eurofins Orlando

All accreditations/certifications held by this laboratory are listed. Not all accreditations/certifications are applicable to this report.

Authority	Program	Identification Number	Expiration Date
Alabama	State	42800	06-30-26
Arkansas (DW)	State	FL00091	06-30-26
Florida	NELAP	E83018	11-11-25
Georgia	State	E83018 (FL)	06-30-26
Georgia (DW)	State	C055	06-30-26
Louisiana (DW)	State	LA039	12-31-25
Mississippi	State	MS00007	06-30-26
New Mexico	State	FL00091	06-30-26
North Carolina (DW)	State	12712	07-31-26
North Carolina (WW/SW)	State	699	12-31-25
Puerto Rico	State	FL00091	01-31-26
Tennessee	State	TN04930	06-30-26
Texas	NELAP	T104704571	02-28-26
USDA	US Federal Programs	P525-23-138-94710	05-18-26

eurofins | Environment Testing

ANALYTICAL REPORT

PREPARED FOR

Attn: Marty Crook
Geosyntec Consultants Inc
1255 Roberts Blvd. NW
Suite 200
Kennesaw, Georgia 30144

Generated 12/10/2025 8:28:50 AM Revision 1

JOB DESCRIPTION

Plant Bowen

JOB NUMBER

705-36718-1

Eurofins Atlanta
3080 Presidential Dr
Atlanta GA 30340

See page two for job notes and contact information.

my EOL

Eurofins Atlanta

Job Notes

The test results in this report relate only to the samples as received by the laboratory and will meet all requirements of the methodology, with any exceptions noted. This report shall not be reproduced except in full, without the express written approval of the laboratory. All questions should be directed to the Eurofins Environment Testing Southeast, LLC Project Manager.

Authorization

Generated
12/10/2025 8:28:50 AM
Revision 1

Authorized for release by
David Fuller, Project Manager
David.Fuller@et.eurofinsus.com
(770)344-8986

Table of Contents

Cover Page 1
Table of Contents 3
Sample Summary 4
Chain of Custody 5
Receipt Checklists 6
Definitions/Glossary 7
Case Narrative 8
Client Sample Results 9
Method Summary 13
QC Sample Results 14
QC Association Summary 17
Lab Chronicle 19
Certification Summary 21

Sample Summary

Client: Geosyntec Consultants Inc
Project/Site: Plant Bowen

Job ID: 705-36718-1

Lab Sample ID	Client Sample ID	Matrix	Collected	Received	Sample Origin
705-36718-1	BOW-PT-02-WG-202507140935	Water	07/14/25 09:35	07/15/25 12:08	Georgia
705-36718-2	BOW-PT-02-WG-202507141613	Water	07/14/25 16:13	07/15/25 12:08	Georgia
705-36718-3	BOW-PT-04-WG-202507140835	Water	07/14/25 08:35	07/15/25 12:08	Georgia
705-36718-4	BOW-PT-04-WG-202507141647	Water	07/14/25 16:47	07/15/25 12:08	Georgia

Eurofins Atlanta
3080 Presidential Dr
Atlanta, GA 30340
Phone (770) 457-8177

Chain of Custody Record

eurofins | Environment Testing America

Client Information	Sampler: A. Tomlinson	Lab PM: Fuller, David	Carrier Tracking No(s):	COC No:
Client Contact: Marty Crook	Phone: 470-636-4740	E-Mail: David.Fuller@et.eurofinsus.com	State of Origin: GA	Page: Page 1 of 1
Company: Geosyntec Consultants, Inc.	PWSID:			Job #:
Address: 1255 Roberts Blvd, NW Suite 200	Due Date Requested:			
City: Kennesaw	TAT Requested (days): 2-day TAT			
State, Zip: GA, 30144	Compliance Project: Δ Yes Δ No			
Phone: 678-202-9500(Tel) 678-202-9501(Fax)	Lab Project #: 70504433			
Email: Martin.Crook@geosyntec.com	Lab PO #: _____ / Task 100			
Project Name: Plant Bowen	Project #: GW6581H			
Site:	WO#:			

Analysis Requested

Preservation Codes:
A - HCL
B - NaOH
C - Zn Acetate
D - Nitric Acid
E - NaHSO4
F - MeOH
G - Amchlor
H - Ascorbic Acid
I - Ice
J - DI Water
K - EDTA
L - EDA
M - Hexane
N - None
O - AsNaO2
P - Na2O4S
Q - Na2SO3
R - Na2S2O3
S - H2SO4
T - TSP Dodecahydrate
U - Acetone
V - MCAA
W - pH 4-5
Y - Trizma
Z - other (specify)
Other:

Sample Identification	Sample Date	Sample Time	Sample Type (C=comp, G=grab)	Matrix (W=water, S=solid, O=waste/oil, BT=Tissue, A=Air)	Field Filtered Sample (Yes or No)	Perform MS/MSD (Yes or No)	2320B - Alkalinity	9056A_ORGFM_28D - Chloride & Sulfate	6010D - Select 6 ICP Metals	6020B - Cobalt & Molybdenum	Total Number of containers	Special Instructions/Note:
			Preservation Code:				N	N	D	D		
BOW-PT-02	7/14/25	0935	G	WG	N	N	X	X	X	X	2	
BOW-PT-02	7/14/25	1613	G	WG	N	N	X	X	X	X	2	
BOW-PT-04	7/14/25	0835	G	WG	N	N	X	X	X	X	2	
BOW-PT-04	7/14/25	1647	G	WG	N	N	X	X	X	X	2	

705-36718 COC

Possible Hazard Identification
☐ *Non-Hazard* ☐ *Flammable* ☐ *Skin Irritant* ☐ *Poison B* ☐ *Unknown* ☐ *Radiological*

Sample Disposal (A fee may be assessed if samples are retained longer than 1 month)
☐ *Return To Client* ☐ *Disposal By Lab* ☐ *Archive For* _____ *Months*

Deliverable Requested: I, II, III, IV, Other (specify)

Special Instructions/QC Requirements: **Task Code: BOW-CCR-CA-20250714**

Empty Kit Relinquished by:	Date:	Time:	Method of Shipment:

Relinquished by:	Date/Time:	Company	Received by:	Date/Time:	Company
Amanda P	7/15/2025 1026 45852	Geosyntec	Anne Rowan	7/15/2025 1026	Geosyntec
Anne Rowan	7/15/2025 1130	Geosyntec		7/15/25 11:39	Eurofins
	7/15/25 12:08	Eurofins		7.15.25 12:08	

Custody Seals Intact: Δ Yes Δ No	Custody Seal No.:	Cooler Temperature(s) °C and Other Remarks: 2.1 # 9665

Login Sample Receipt Checklist

Client: Geosyntec Consultants Inc

Job Number: 705-36718-1

Login Number: 36718
List Number: 1
Creator: Smith, Brittany

List Source: Eurofins Atlanta

Question	Answer	Comment
The cooler's custody seal, if present, is intact.	True	
The cooler does not appear to have been compromised or tampered with.	True	
Samples were received on ice.	True	
Cooler Temperature is acceptable.	True	
Cooler Temperature is recorded.	True	
COC present.	True	
COC is filled out in ink and legible.	True	
COC is filled out with all pertinent information.	True	
Sample custody seals, if present, are intact.	True	
Sample collection date/times are provided.	True	
The samples do not appear to have been compromised or tampered with.	True	
Containers are not broken or leaking.	True	
There are no discrepancies between the containers received and the COC.	True	
Sample containers have legible labels.	True	
Appropriate sample containers were rec'd and sufficient volume for all analyses.	True	
Samples are received within Holding Time (excluding tests with immediate HTs).	True	
Containers requiring zero headspace have no headspace or bubble is <6mm (1/4").	True	
Is there sufficient air space in bottle for bacteriological analysis.	True	

Definitions/Glossary

Client: Geosyntec Consultants Inc
Project/Site: Plant Bowen

Job ID: 705-36718-1

Qualifiers

HPLC/IC

Qualifier	Qualifier Description
F1	MS and/or MSD recovery exceeds control limits.

Metals

Qualifier	Qualifier Description
B	Compound was found in the blank and sample.
J	Result is less than the RL but greater than or equal to the MDL and the concentration is an approximate value.

Glossary

Abbreviation	These commonly used abbreviations may or may not be present in this report.
☼	Listed under the "D" column to designate that the result is reported on a dry weight basis
%R	Percent Recovery
CFL	Contains Free Liquid
CFU	Colony Forming Unit
CNF	Contains No Free Liquid
DER	Duplicate Error Ratio (normalized absolute difference)
Dil Fac	Dilution Factor
DL	Detection Limit (DoD/DOE)
DL, RA, RE, IN	Indicates a Dilution, Re-analysis, Re-extraction, or additional Initial metals/anion analysis of the sample
DLC	Decision Level Concentration (Radiochemistry)
EDL	Estimated Detection Limit (Dioxin)
LOD	Limit of Detection (DoD/DOE)
LOQ	Limit of Quantitation (DoD/DOE)
MCL	EPA recommended "Maximum Contaminant Level"
MDA	Minimum Detectable Activity (Radiochemistry)
MDC	Minimum Detectable Concentration (Radiochemistry)
MDL	Method Detection Limit
ML	Minimum Level (Dioxin)
MPN	Most Probable Number
MQL	Method Quantitation Limit
NC	Not Calculated
ND	Not Detected at the reporting limit (or MDL or EDL if shown)
NEG	Negative / Absent
POS	Positive / Present
PQL	Practical Quantitation Limit
PRES	Presumptive
QC	Quality Control
RER	Relative Error Ratio (Radiochemistry)
RL	Reporting Limit or Requested Limit (Radiochemistry)
RPD	Relative Percent Difference, a measure of the relative difference between two points
TEF	Toxicity Equivalent Factor (Dioxin)
TEQ	Toxicity Equivalent Quotient (Dioxin)
TNTC	Too Numerous To Count

Job Narrative
705-36718-1

Revision 1
The report being provided is a revision of the original report sent on 7/17/2025. The report is being revised in order to include a narrative comment below about the B qualifier flags for Sodium.

Analytical test results meet all requirements of the associated regulatory program listed on the Accreditation/Certification Summary Page unless otherwise noted under the individual analysis. Data qualifiers and/or narrative comments are included to explain any exceptions, if applicable.

- Matrix QC may not be reported if insufficient sample is provided or site-specific QC samples were not submitted. In these situations, to demonstrate precision and accuracy at a batch level, a LCS/LCSD may be performed, unless otherwise specified in the method.
- Surrogate and/or isotope dilution analyte recoveries (if applicable) which are outside of the QC window are confirmed unless attributed to a dilution or otherwise noted in the narrative.

Receipt
The samples were received on 7/15/2025 12:08 PM. Unless otherwise noted below, the samples arrived in good condition, and, where required, properly preserved and on ice. The temperature of the cooler at receipt time was 2.1°C.

HPLC/IC
No additional analytical or quality issues were noted, other than those described above or in the Definitions/ Glossary page.

Metals
Method 6010D: The method blank for preparation batch 705-67757 and analytical batch 705-68480 contained Sodium above the method detection limit. This target analyte concentration was less than the reporting limit (RL) in the method blank; therefore, re-extraction and/or re-analysis of samples was not performed.

No additional analytical or quality issues were noted, other than those described above or in the Definitions/ Glossary page.

General Chemistry
No additional analytical or quality issues were noted, other than those described above or in the Definitions/ Glossary page.

Client Sample Results

Client: Geosyntec Consultants Inc
Project/Site: Plant Bowen

Job ID: 705-36718-1

Client Sample ID: BOW-PT-02-WG-202507140935

Lab Sample ID: 705-36718-1

Date Collected: 07/14/25 09:35
Matrix: Water
Date Received: 07/15/25 12:08

Method: SW846 9056A - Anions, Ion Chromatography

Analyte	Result	Qualifier	RL	MDL	Unit	D	Prepared	Analyzed	Dil Fac
Chloride	300		100	98	mg/L			07/16/25 16:18	100
Sulfate	240		100	77	mg/L			07/16/25 16:18	100

Method: SW846 6010D - Metals (ICP)

Analyte	Result	Qualifier	RL	MDL	Unit	D	Prepared	Analyzed	Dil Fac
Boron	8.5		0.050	0.026	mg/L		07/16/25 07:49	07/17/25 15:04	1
Calcium	290		1.0	0.38	mg/L		07/16/25 07:49	07/17/25 15:13	10
Iron	ND		0.10	0.035	mg/L		07/16/25 07:49	07/17/25 09:14	1
Magnesium	43		0.10	0.036	mg/L		07/16/25 07:49	07/17/25 09:14	1
Potassium	8.4		0.50	0.32	mg/L		07/16/25 07:49	07/17/25 09:14	1
Sodium	28	B	1.0	0.039	mg/L		07/16/25 07:49	07/17/25 09:14	1

Method: SW846 6020B - Metals (ICP/MS) - Total Recoverable

Analyte	Result	Qualifier	RL	MDL	Unit	D	Prepared	Analyzed	Dil Fac
Cobalt	0.0024	J	0.0050	0.00041	mg/L		07/16/25 07:25	07/16/25 21:40	1
Molybdenum	0.040		0.0050	0.00069	mg/L		07/16/25 07:25	07/16/25 21:40	1

General Chemistry

Analyte	Result	Qualifier	RL	MDL	Unit	D	Prepared	Analyzed	Dil Fac
Bicarbonate Alkalinity (SM 2320B-2011)	160		3.0	3.0	mg/L			07/16/25 10:30	1
Total Alkalinity (SM 2320B-2011)	160		3.0	3.0	mg/L			07/16/25 10:30	1

Client Sample Results

Client: Geosyntec Consultants Inc
Project/Site: Plant Bowen

Job ID: 705-36718-1

Client Sample ID: BOW-PT-02-WG-202507141613

Lab Sample ID: 705-36718-2

Date Collected: 07/14/25 16:13
Matrix: Water
Date Received: 07/15/25 12:08

Method: SW846 9056A - Anions, Ion Chromatography

Analyte	Result	Qualifier	RL	MDL	Unit	D	Prepared	Analyzed	Dil Fac
Chloride	160		100	98	mg/L			07/16/25 17:15	100
Sulfate	130		100	77	mg/L			07/16/25 17:15	100

Method: SW846 6010D - Metals (ICP)

Analyte	Result	Qualifier	RL	MDL	Unit	D	Prepared	Analyzed	Dil Fac
Boron	4.9		0.050	0.026	mg/L		07/16/25 07:49	07/17/25 15:07	1
Calcium	150		0.10	0.038	mg/L		07/16/25 07:49	07/17/25 15:07	1
Iron	ND		0.10	0.035	mg/L		07/16/25 07:49	07/17/25 09:17	1
Magnesium	24		0.10	0.036	mg/L		07/16/25 07:49	07/17/25 09:17	1
Potassium	6.6		0.50	0.32	mg/L		07/16/25 07:49	07/17/25 09:17	1
Sodium	68	B	1.0	0.039	mg/L		07/16/25 07:49	07/17/25 09:17	1

Method: SW846 6020B - Metals (ICP/MS) - Total Recoverable

Analyte	Result	Qualifier	RL	MDL	Unit	D	Prepared	Analyzed	Dil Fac
Cobalt	0.0012	J	0.0050	0.00041	mg/L		07/16/25 07:25	07/16/25 21:42	1
Molybdenum	0.051		0.0050	0.00069	mg/L		07/16/25 07:25	07/16/25 21:42	1

General Chemistry

Analyte	Result	Qualifier	RL	MDL	Unit	D	Prepared	Analyzed	Dil Fac
Bicarbonate Alkalinity (SM 2320B-2011)	280		3.0	3.0	mg/L			07/16/25 10:30	1
Total Alkalinity (SM 2320B-2011)	280		3.0	3.0	mg/L			07/16/25 10:30	1

Client Sample Results

Client: Geosyntec Consultants Inc
Project/Site: Plant Bowen

Job ID: 705-36718-1

Client Sample ID: BOW-PT-04-WG-202507140835

Lab Sample ID: 705-36718-3

Date Collected: 07/14/25 08:35
Matrix: Water
Date Received: 07/15/25 12:08

Method: SW846 9056A - Anions, Ion Chromatography

Analyte	Result	Qualifier	RL	MDL	Unit	D	Prepared	Analyzed	Dil Fac
Chloride	270		100	98	mg/L			07/16/25 17:26	100
Sulfate	220		100	77	mg/L			07/16/25 17:26	100

Method: SW846 6010D - Metals (ICP)

Analyte	Result	Qualifier	RL	MDL	Unit	D	Prepared	Analyzed	Dil Fac
Boron	9.0		0.050	0.026	mg/L		07/16/25 07:49	07/17/25 15:10	1
Calcium	240		1.0	0.38	mg/L		07/16/25 07:49	07/17/25 15:18	10
Iron	0.54		0.10	0.035	mg/L		07/16/25 07:49	07/17/25 09:20	1
Magnesium	43		0.10	0.036	mg/L		07/16/25 07:49	07/17/25 09:20	1
Potassium	8.9		0.50	0.32	mg/L		07/16/25 07:49	07/17/25 09:20	1
Sodium	67	B	1.0	0.039	mg/L		07/16/25 07:49	07/17/25 09:20	1

Method: SW846 6020B - Metals (ICP/MS) - Total Recoverable

Analyte	Result	Qualifier	RL	MDL	Unit	D	Prepared	Analyzed	Dil Fac
Cobalt	0.0085		0.0050	0.00041	mg/L		07/16/25 07:25	07/16/25 21:45	1
Molybdenum	0.024		0.0050	0.00069	mg/L		07/16/25 07:25	07/16/25 21:45	1

General Chemistry

Analyte	Result	Qualifier	RL	MDL	Unit	D	Prepared	Analyzed	Dil Fac
Bicarbonate Alkalinity (SM 2320B-2011)	250		3.0	3.0	mg/L			07/16/25 10:30	1
Total Alkalinity (SM 2320B-2011)	250		3.0	3.0	mg/L			07/16/25 10:30	1

Client Sample Results

Client: Geosyntec Consultants Inc
Project/Site: Plant Bowen

Job ID: 705-36718-1

Client Sample ID: BOW-PT-04-WG-202507141647

Lab Sample ID: 705-36718-4

Date Collected: 07/14/25 16:47
Matrix: Water
Date Received: 07/15/25 12:08

Method: SW846 9056A - Anions, Ion Chromatography

Analyte	Result	Qualifier	RL	MDL	Unit	D	Prepared	Analyzed	Dil Fac
Chloride	170		100	98	mg/L			07/16/25 17:38	100
Sulfate	130		100	77	mg/L			07/16/25 17:38	100

Method: SW846 6010D - Metals (ICP)

Analyte	Result	Qualifier	RL	MDL	Unit	D	Prepared	Analyzed	Dil Fac
Boron	5.2		0.050	0.026	mg/L		07/16/25 07:49	07/17/25 15:21	1
Calcium	130		0.10	0.038	mg/L		07/16/25 07:49	07/17/25 15:21	1
Iron	0.24		0.10	0.035	mg/L		07/16/25 07:49	07/17/25 09:29	1
Magnesium	25		0.10	0.036	mg/L		07/16/25 07:49	07/17/25 09:29	1
Potassium	6.4		0.50	0.32	mg/L		07/16/25 07:49	07/17/25 09:29	1
Sodium	75	B	1.0	0.039	mg/L		07/16/25 07:49	07/17/25 09:29	1

Method: SW846 6020B - Metals (ICP/MS) - Total Recoverable

Analyte	Result	Qualifier	RL	MDL	Unit	D	Prepared	Analyzed	Dil Fac
Cobalt	0.0035	J	0.0050	0.00041	mg/L		07/16/25 07:25	07/16/25 21:47	1
Molybdenum	0.042		0.0050	0.00069	mg/L		07/16/25 07:25	07/16/25 21:47	1

General Chemistry

Analyte	Result	Qualifier	RL	MDL	Unit	D	Prepared	Analyzed	Dil Fac
Bicarbonate Alkalinity (SM 2320B-2011)	310		3.0	3.0	mg/L			07/16/25 10:30	1
Total Alkalinity (SM 2320B-2011)	310		3.0	3.0	mg/L			07/16/25 10:30	1

Method Summary

Client: Geosyntec Consultants Inc
Project/Site: Plant Bowen

Job ID: 705-36718-1

Method	Method Description	Protocol	Laboratory
9056A	Anions, Ion Chromatography	SW846	EET ATL
6010D	Metals (ICP)	SW846	EET ATL
6020B	Metals (ICP/MS)	SW846	EET ATL
2320B-2011	Alkalinity, Total	SM	EET ATL
3005A	Preparation, Total Recoverable or Dissolved Metals	SW846	EET ATL
3010A	Preparation, Total Metals	SW846	EET ATL

Protocol References:

SM = "Standard Methods For The Examination Of Water And Wastewater"

SW846 = "Test Methods For Evaluating Solid Waste, Physical/Chemical Methods", Third Edition, November 1986 And Its Updates.

Laboratory References:

EET ATL = Eurofins Atlanta, 3080 Presidential Dr, Atlanta, GA 30340, TEL (770)457-8177

QC Sample Results

Client: Geosyntec Consultants Inc
Project/Site: Plant Bowen

Job ID: 705-36718-1

Method: 9056A - Anions, Ion Chromatography

Lab Sample ID: MB 705-68095/3 — **Client Sample ID: Method Blank**
Matrix: Water — **Prep Type: Total/NA**
Analysis Batch: 68095

Analyte	MB Result	MB Qualifier	RL	MDL	Unit	D	Prepared	Analyzed	Dil Fac
Chloride	ND		1.0	0.98	mg/L			07/16/25 12:08	1
Sulfate	ND		1.0	0.77	mg/L			07/16/25 12:08	1

Lab Sample ID: LCS 705-68095/4 — **Client Sample ID: Lab Control Sample**
Matrix: Water — **Prep Type: Total/NA**
Analysis Batch: 68095

Analyte	Spike Added	LCS Result	LCS Qualifier	Unit	D	%Rec	%Rec Limits
Chloride	10.0	9.17		mg/L		92	90 - 110
Sulfate	25.0	23.0		mg/L		92	90 - 110

Lab Sample ID: 705-36810-A-2 MS — **Client Sample ID: Matrix Spike**
Matrix: Water — **Prep Type: Total/NA**
Analysis Batch: 68095

Analyte	Sample Result	Sample Qualifier	Spike Added	MS Result	MS Qualifier	Unit	D	%Rec	%Rec Limits
Chloride	4.9		10.0	14.5		mg/L		96	90 - 110
Sulfate	ND	F1	25.0	21.1	F1	mg/L		84	90 - 110

Lab Sample ID: 705-36810-A-2 MSD — **Client Sample ID: Matrix Spike Duplicate**
Matrix: Water — **Prep Type: Total/NA**
Analysis Batch: 68095

Analyte	Sample Result	Sample Qualifier	Spike Added	MSD Result	MSD Qualifier	Unit	D	%Rec	%Rec Limits	RPD	RPD Limit
Chloride	4.9		10.0	14.6		mg/L		97	90 - 110	0	15
Sulfate	ND	F1	25.0	22.9		mg/L		92	90 - 110	8	15

Method: 6010D - Metals (ICP)

Lab Sample ID: MB 705-67757/1-A — **Client Sample ID: Method Blank**
Matrix: Water — **Prep Type: Total/NA**
Analysis Batch: 68402 — **Prep Batch: 67757**

Analyte	MB Result	MB Qualifier	RL	MDL	Unit	D	Prepared	Analyzed	Dil Fac
Boron	ND		0.050	0.026	mg/L		07/15/25 09:48	07/15/25 19:39	1
Calcium	ND		0.10	0.038	mg/L		07/15/25 09:48	07/15/25 19:39	1
Iron	ND		0.10	0.035	mg/L		07/15/25 09:48	07/15/25 19:39	1
Magnesium	ND		0.10	0.036	mg/L		07/15/25 09:48	07/15/25 19:39	1
Potassium	ND		0.50	0.32	mg/L		07/15/25 09:48	07/15/25 19:39	1
Sodium	0.264	J	1.0	0.039	mg/L		07/15/25 09:48	07/15/25 19:39	1

Lab Sample ID: LCS 705-67757/2-A — **Client Sample ID: Lab Control Sample**
Matrix: Water — **Prep Type: Total/NA**
Analysis Batch: 68402 — **Prep Batch: 67757**

Analyte	Spike Added	LCS Result	LCS Qualifier	Unit	D	%Rec	%Rec Limits
Boron	1.00	1.00		mg/L		100	80 - 120
Calcium	10.0	10.2		mg/L		102	80 - 120
Iron	10.0	10.7		mg/L		107	80 - 120
Magnesium	10.0	9.98		mg/L		100	80 - 120

Method: 6010D - Metals (ICP) (Continued)

Lab Sample ID: LCS 705-67757/2-A
Matrix: Water
Analysis Batch: 68402

Client Sample ID: Lab Control Sample
Prep Type: Total/NA
Prep Batch: 67757

Analyte			Spike Added	LCS Result	LCS Qualifier	Unit	D	%Rec	%Rec Limits		
Potassium			10.0	10.4		mg/L		104	80 - 120		
Sodium			10.0	10.8		mg/L		108	80 - 120		

Lab Sample ID: 705-36669-C-4-B MS
Matrix: Water
Analysis Batch: 68402

Client Sample ID: Matrix Spike
Prep Type: Total/NA
Prep Batch: 67757

Analyte	Sample Result	Sample Qualifier	Spike Added	MS Result	MS Qualifier	Unit	D	%Rec	%Rec Limits		
Boron	ND		1.00	0.985		mg/L		98	75 - 125		
Calcium	ND		10.0	9.95		mg/L		100	75 - 125		
Iron	ND		10.0	10.6		mg/L		106	75 - 125		
Magnesium	ND		10.0	9.76		mg/L		98	75 - 125		
Potassium	ND		10.0	10.1		mg/L		101	75 - 125		
Sodium	0.24	J B	10.0	10.5		mg/L		103	75 - 125		

Lab Sample ID: 705-36669-C-4-C MSD
Matrix: Water
Analysis Batch: 68402

Client Sample ID: Matrix Spike Duplicate
Prep Type: Total/NA
Prep Batch: 67757

Analyte	Sample Result	Sample Qualifier	Spike Added	MSD Result	MSD Qualifier	Unit	D	%Rec	%Rec Limits	RPD	RPD Limit
Boron	ND		1.00	0.990		mg/L		99	75 - 125	1	20
Calcium	ND		10.0	10.0		mg/L		100	75 - 125	1	20
Iron	ND		10.0	10.6		mg/L		106	75 - 125	1	20
Magnesium	ND		10.0	9.83		mg/L		98	75 - 125	1	20
Potassium	ND		10.0	10.2		mg/L		102	75 - 125	1	20
Sodium	0.24	J B	10.0	10.6		mg/L		103	75 - 125	1	20

Method: 6020B - Metals (ICP/MS)

Lab Sample ID: MB 705-67857/1-A
Matrix: Water
Analysis Batch: 68487

Client Sample ID: Method Blank
Prep Type: Total Recoverable
Prep Batch: 67857

Analyte	MB Result	MB Qualifier	RL	MDL	Unit	D	Prepared	Analyzed	Dil Fac
Cobalt	ND		0.0050	0.00041	mg/L		07/16/25 07:25	07/16/25 21:03	1
Molybdenum	ND		0.0050	0.00069	mg/L		07/16/25 07:25	07/16/25 21:03	1

Lab Sample ID: LCS 705-67857/2-A
Matrix: Water
Analysis Batch: 68487

Client Sample ID: Lab Control Sample
Prep Type: Total Recoverable
Prep Batch: 67857

Analyte			Spike Added	LCS Result	LCS Qualifier	Unit	D	%Rec	%Rec Limits		
Cobalt			0.100	0.0984		mg/L		98	80 - 120		
Molybdenum			0.100	0.106		mg/L		106	80 - 120		

Method: 6020B - Metals (ICP/MS) (Continued)

Lab Sample ID: 680-265513-C-3-B MS
Matrix: Water
Analysis Batch: 68487

Client Sample ID: Matrix Spike
Prep Type: Total Recoverable
Prep Batch: 67857

Analyte	Sample Result	Sample Qualifier	Spike Added	MS Result	MS Qualifier	Unit	D	%Rec	%Rec Limits		
Cobalt	ND		0.100	0.0992		mg/L		99	75 - 125		
Molybdenum	ND		0.100	0.107		mg/L		107	75 - 125		

Lab Sample ID: 680-265513-C-3-C MSD
Matrix: Water
Analysis Batch: 68487

Client Sample ID: Matrix Spike Duplicate
Prep Type: Total Recoverable
Prep Batch: 67857

Analyte	Sample Result	Sample Qualifier	Spike Added	MSD Result	MSD Qualifier	Unit	D	%Rec	%Rec Limits	RPD	RPD Limit
Cobalt	ND		0.100	0.0966		mg/L		97	75 - 125	3	20
Molybdenum	ND		0.100	0.105		mg/L		105	75 - 125	2	20

Method: 2320B-2011 - Alkalinity, Total

Lab Sample ID: LCS 705-68052/1
Matrix: Water
Analysis Batch: 68052

Client Sample ID: Lab Control Sample
Prep Type: Total/NA

Analyte			Spike Added	LCS Result	LCS Qualifier	Unit	D	%Rec	%Rec Limits		
Bicarbonate Alkalinity			125	123		mg/L		99	90 - 110		
Total Alkalinity			125	123		mg/L		99	90 - 110		

Lab Sample ID: 705-36477-B-1 DU
Matrix: Water
Analysis Batch: 68052

Client Sample ID: Duplicate
Prep Type: Total/NA

Analyte	Sample Result	Sample Qualifier		DU Result	DU Qualifier	Unit	D			RPD	RPD Limit
Bicarbonate Alkalinity	190			177		mg/L				5	30
Total Alkalinity	190			177		mg/L				5	30

QC Association Summary

Client: Geosyntec Consultants Inc
Project/Site: Plant Bowen

Job ID: 705-36718-1

HPLC/IC

Analysis Batch: 68095

Lab Sample ID	Client Sample ID	Prep Type	Matrix	Method	Prep Batch
705-36718-1	BOW-PT-02-WG-202507140935	Total/NA	Water	9056A	
705-36718-2	BOW-PT-02-WG-202507141613	Total/NA	Water	9056A	
705-36718-3	BOW-PT-04-WG-202507140835	Total/NA	Water	9056A	
705-36718-4	BOW-PT-04-WG-202507141647	Total/NA	Water	9056A	
MB 705-68095/3	Method Blank	Total/NA	Water	9056A	
LCS 705-68095/4	Lab Control Sample	Total/NA	Water	9056A	
705-36810-A-2 MS	Matrix Spike	Total/NA	Water	9056A	
705-36810-A-2 MSD	Matrix Spike Duplicate	Total/NA	Water	9056A	

Metals

Prep Batch: 67757

Lab Sample ID	Client Sample ID	Prep Type	Matrix	Method	Prep Batch
705-36718-1	BOW-PT-02-WG-202507140935	Total/NA	Water	3010A	
705-36718-2	BOW-PT-02-WG-202507141613	Total/NA	Water	3010A	
705-36718-3	BOW-PT-04-WG-202507140835	Total/NA	Water	3010A	
705-36718-4	BOW-PT-04-WG-202507141647	Total/NA	Water	3010A	
MB 705-67757/1-A	Method Blank	Total/NA	Water	3010A	
LCS 705-67757/2-A	Lab Control Sample	Total/NA	Water	3010A	
705-36669-C-4-B MS	Matrix Spike	Total/NA	Water	3010A	
705-36669-C-4-C MSD	Matrix Spike Duplicate	Total/NA	Water	3010A	

Prep Batch: 67857

Lab Sample ID	Client Sample ID	Prep Type	Matrix	Method	Prep Batch
705-36718-1	BOW-PT-02-WG-202507140935	Total Recoverable	Water	3005A	
705-36718-2	BOW-PT-02-WG-202507141613	Total Recoverable	Water	3005A	
705-36718-3	BOW-PT-04-WG-202507140835	Total Recoverable	Water	3005A	
705-36718-4	BOW-PT-04-WG-202507141647	Total Recoverable	Water	3005A	
MB 705-67857/1-A	Method Blank	Total Recoverable	Water	3005A	
LCS 705-67857/2-A	Lab Control Sample	Total Recoverable	Water	3005A	
680-265513-C-3-B MS	Matrix Spike	Total Recoverable	Water	3005A	
680-265513-C-3-C MSD	Matrix Spike Duplicate	Total Recoverable	Water	3005A	

Analysis Batch: 68402

Lab Sample ID	Client Sample ID	Prep Type	Matrix	Method	Prep Batch
MB 705-67757/1-A	Method Blank	Total/NA	Water	6010D	67757
LCS 705-67757/2-A	Lab Control Sample	Total/NA	Water	6010D	67757
705-36669-C-4-B MS	Matrix Spike	Total/NA	Water	6010D	67757
705-36669-C-4-C MSD	Matrix Spike Duplicate	Total/NA	Water	6010D	67757

Analysis Batch: 68480

Lab Sample ID	Client Sample ID	Prep Type	Matrix	Method	Prep Batch
705-36718-1	BOW-PT-02-WG-202507140935	Total/NA	Water	6010D	67757
705-36718-2	BOW-PT-02-WG-202507141613	Total/NA	Water	6010D	67757
705-36718-3	BOW-PT-04-WG-202507140835	Total/NA	Water	6010D	67757
705-36718-4	BOW-PT-04-WG-202507141647	Total/NA	Water	6010D	67757

Analysis Batch: 68487

Lab Sample ID	Client Sample ID	Prep Type	Matrix	Method	Prep Batch
705-36718-1	BOW-PT-02-WG-202507140935	Total Recoverable	Water	6020B	67857
705-36718-2	BOW-PT-02-WG-202507141613	Total Recoverable	Water	6020B	67857

QC Association Summary

Client: Geosyntec Consultants Inc
Project/Site: Plant Bowen

Job ID: 705-36718-1

Metals (Continued)

Analysis Batch: 68487 (Continued)

Lab Sample ID	Client Sample ID	Prep Type	Matrix	Method	Prep Batch
705-36718-3	BOW-PT-04-WG-202507140835	Total Recoverable	Water	6020B	67857
705-36718-4	BOW-PT-04-WG-202507141647	Total Recoverable	Water	6020B	67857
MB 705-67857/1-A	Method Blank	Total Recoverable	Water	6020B	67857
LCS 705-67857/2-A	Lab Control Sample	Total Recoverable	Water	6020B	67857
680-265513-C-3-B MS	Matrix Spike	Total Recoverable	Water	6020B	67857
680-265513-C-3-C MSD	Matrix Spike Duplicate	Total Recoverable	Water	6020B	67857

Analysis Batch: 68529

Lab Sample ID	Client Sample ID	Prep Type	Matrix	Method	Prep Batch
705-36718-1	BOW-PT-02-WG-202507140935	Total/NA	Water	6010D	67757
705-36718-1	BOW-PT-02-WG-202507140935	Total/NA	Water	6010D	67757
705-36718-2	BOW-PT-02-WG-202507141613	Total/NA	Water	6010D	67757
705-36718-3	BOW-PT-04-WG-202507140835	Total/NA	Water	6010D	67757
705-36718-3	BOW-PT-04-WG-202507140835	Total/NA	Water	6010D	67757
705-36718-4	BOW-PT-04-WG-202507141647	Total/NA	Water	6010D	67757

General Chemistry

Analysis Batch: 68052

Lab Sample ID	Client Sample ID	Prep Type	Matrix	Method	Prep Batch
705-36718-1	BOW-PT-02-WG-202507140935	Total/NA	Water	2320B-2011	
705-36718-2	BOW-PT-02-WG-202507141613	Total/NA	Water	2320B-2011	
705-36718-3	BOW-PT-04-WG-202507140835	Total/NA	Water	2320B-2011	
705-36718-4	BOW-PT-04-WG-202507141647	Total/NA	Water	2320B-2011	
LCS 705-68052/1	Lab Control Sample	Total/NA	Water	2320B-2011	
705-36477-B-1 DU	Duplicate	Total/NA	Water	2320B-2011	

Lab Chronicle

Client: Geosyntec Consultants Inc
Project/Site: Plant Bowen

Job ID: 705-36718-1

Client Sample ID: BOW-PT-02-WG-202507140935 — Lab Sample ID: 705-36718-1

Date Collected: 07/14/25 09:35 — **Matrix: Water**
Date Received: 07/15/25 12:08

Prep Type	Batch Type	Batch Method	Run	Dilution Factor	Batch Number	Analyst	Lab	Prepared or Analyzed
Total/NA	Analysis	9056A		100	68095	MS	EET ATL	07/16/25 16:18
Total/NA	Prep	3010A			67757	SA	EET ATL	07/16/25 07:49
Total/NA	Analysis	6010D		1	68480	KB	EET ATL	07/17/25 09:14
Total/NA	Prep	3010A			67757	SA	EET ATL	07/16/25 07:49
Total/NA	Analysis	6010D		1	68529	DS	EET ATL	07/17/25 15:04
Total/NA	Prep	3010A			67757	SA	EET ATL	07/16/25 07:49
Total/NA	Analysis	6010D		10	68529	DS	EET ATL	07/17/25 15:13
Total Recoverable	Prep	3005A			67857	SA	EET ATL	07/16/25 07:25
Total Recoverable	Analysis	6020B		1	68487	IF	EET ATL	07/16/25 21:40
Total/NA	Analysis	2320B-2011		1	68052	AH	EET ATL	07/16/25 10:30

Client Sample ID: BOW-PT-02-WG-202507141613 — Lab Sample ID: 705-36718-2

Date Collected: 07/14/25 16:13 — **Matrix: Water**
Date Received: 07/15/25 12:08

Prep Type	Batch Type	Batch Method	Run	Dilution Factor	Batch Number	Analyst	Lab	Prepared or Analyzed
Total/NA	Analysis	9056A		100	68095	MS	EET ATL	07/16/25 17:15
Total/NA	Prep	3010A			67757	SA	EET ATL	07/16/25 07:49
Total/NA	Analysis	6010D		1	68480	KB	EET ATL	07/17/25 09:17
Total/NA	Prep	3010A			67757	SA	EET ATL	07/16/25 07:49
Total/NA	Analysis	6010D		1	68529	DS	EET ATL	07/17/25 15:07
Total Recoverable	Prep	3005A			67857	SA	EET ATL	07/16/25 07:25
Total Recoverable	Analysis	6020B		1	68487	IF	EET ATL	07/16/25 21:42
Total/NA	Analysis	2320B-2011		1	68052	AH	EET ATL	07/16/25 10:30

Client Sample ID: BOW-PT-04-WG-202507140835 — Lab Sample ID: 705-36718-3

Date Collected: 07/14/25 08:35 — **Matrix: Water**
Date Received: 07/15/25 12:08

Prep Type	Batch Type	Batch Method	Run	Dilution Factor	Batch Number	Analyst	Lab	Prepared or Analyzed
Total/NA	Analysis	9056A		100	68095	MS	EET ATL	07/16/25 17:26
Total/NA	Prep	3010A			67757	SA	EET ATL	07/16/25 07:49
Total/NA	Analysis	6010D		1	68480	KB	EET ATL	07/17/25 09:20
Total/NA	Prep	3010A			67757	SA	EET ATL	07/16/25 07:49
Total/NA	Analysis	6010D		1	68529	DS	EET ATL	07/17/25 15:10
Total/NA	Prep	3010A			67757	SA	EET ATL	07/16/25 07:49
Total/NA	Analysis	6010D		10	68529	DS	EET ATL	07/17/25 15:18
Total Recoverable	Prep	3005A			67857	SA	EET ATL	07/16/25 07:25
Total Recoverable	Analysis	6020B		1	68487	IF	EET ATL	07/16/25 21:45
Total/NA	Analysis	2320B-2011		1	68052	AH	EET ATL	07/16/25 10:30

Lab Chronicle

Client: Geosyntec Consultants Inc
Project/Site: Plant Bowen

Job ID: 705-36718-1

Client Sample ID: BOW-PT-04-WG-202507141647

Lab Sample ID: 705-36718-4

Date Collected: 07/14/25 16:47
Date Received: 07/15/25 12:08

Matrix: Water

Prep Type	Batch Type	Batch Method	Run	Dilution Factor	Batch Number	Analyst	Lab	Prepared or Analyzed
Total/NA	Analysis	9056A		100	68095	MS	EET ATL	07/16/25 17:38
Total/NA	Prep	3010A			67757	SA	EET ATL	07/16/25 07:49
Total/NA	Analysis	6010D		1	68480	KB	EET ATL	07/17/25 09:29
Total/NA	Prep	3010A			67757	SA	EET ATL	07/16/25 07:49
Total/NA	Analysis	6010D		1	68529	DS	EET ATL	07/17/25 15:21
Total Recoverable	Prep	3005A			67857	SA	EET ATL	07/16/25 07:25
Total Recoverable	Analysis	6020B		1	68487	IF	EET ATL	07/16/25 21:47
Total/NA	Analysis	2320B-2011		1	68052	AH	EET ATL	07/16/25 10:30

Laboratory References:

EET ATL = Eurofins Atlanta, 3080 Presidential Dr, Atlanta, GA 30340, TEL (770)457-8177

Accreditation/Certification Summary

Client: Geosyntec Consultants Inc
Project/Site: Plant Bowen

Job ID: 705-36718-1

Laboratory: Eurofins Atlanta

The accreditations/certifications listed below are applicable to this report.

Authority	Program	Identification Number	Expiration Date
Florida	NELAP	E87582	06-30-26

eurofins | Environment Testing

ANALYTICAL REPORT

PREPARED FOR

Attn: Marty Crook
Geosyntec Consultants Inc
1255 Roberts Blvd. NW
Suite 200
Kennesaw, Georgia 30144

Generated 12/10/2025 8:46:56 AM Revision 1

JOB DESCRIPTION

Plant Bowen

JOB NUMBER

705-36726-1

Eurofins Atlanta
3080 Presidential Dr
Atlanta GA 30340

See page two for job notes and contact information.

my EOL

Eurofins Atlanta

Job Notes

The test results in this report relate only to the samples as received by the laboratory and will meet all requirements of the methodology, with any exceptions noted. This report shall not be reproduced except in full, without the express written approval of the laboratory. All questions should be directed to the Eurofins Environment Testing Southeast, LLC Project Manager.

Authorization

Generated
12/10/2025 8:46:56 AM
Revision 1

Authorized for release by
David Fuller, Project Manager
David.Fuller@et.eurofinsus.com
(770)344-8986

Table of Contents

Cover Page 1
Table of Contents 3
Sample Summary 4
Chain of Custody 5
Receipt Checklists 6
Definitions/Glossary 7
Case Narrative 8
Client Sample Results 9
Method Summary 11
QC Sample Results 12
QC Association Summary 15
Lab Chronicle 17
Certification Summary 18

Sample Summary

Client: Geosyntec Consultants Inc
Project/Site: Plant Bowen

Job ID: 705-36726-1

Lab Sample ID	Client Sample ID	Matrix	Collected	Received	Sample Origin
705-36726-1	BOW-PT-02	Water	07/15/25 08:24	07/15/25 12:08	Georgia
705-36726-2	BOW-PT-04	Water	07/15/25 08:22	07/15/25 12:08	Georgia

Eurofins Atlanta
3080 Presidential Dr
Atlanta, GA 30340
Phone (770) 457-8177

Chain of Custody Record

eurofins | Environment Testing America

Client Information	Sampler: A. Tomlinson	Lab PM: Fuller, David	Carrier Tracking No(s):	COC No:
Client Contact: Marty Crook	Phone: 470-636-4740	E-Mail: David.Fuller@et.eurofinsus.com	State of Origin: GA	Page: Page 1 of 1
Company: Geosyntec Consultants, Inc.	PWSID:			Job #:
Address: 1255 Roberts Blvd, NW Suite 200	Due Date Requested:			
City: Kennesaw	TAT Requested (days): 2-day TAT			
State, Zip: GA, 30144	Compliance Project: Δ Yes Δ No			
Phone: 678-202-9500(Tel) 678-202-9501(Fax)	Lab Project #: 70504433			
Email: Martin.Crook@geosyntec.com	Lab PO #: _____ / Task 100			
Project Name: Plant Bowen	Project #: GW6581H			
Site:	WO#:			

Analysis Requested

Preservation Codes:
A - HCL
B - NaOH
C - Zn Acetate
D - Nitric Acid
E - NaHSO4
F - MeOH
G - Amchlor
H - Ascorbic Acid
I - Ice
J - DI Water
K - EDTA
L - EDA
M - Hexane
N - None
O - AsNaO2
P - Na2O4S
Q - Na2SO3
R - Na2S2O3
S - H2SO4
T - TSP Dodecahydrate
U - Acetone
V - MCAA
W - pH 4-5
Y - Trizma
Z - other (specify)
Other:

Sample Identification	Sample Date	Sample Time	Sample Type (C=comp, G=grab)	Matrix (W=water, S=solid, O=waste/oil, BT=Tissue, A=Air)	Field Filtered Sample (Yes or No)	Perform MS/MSD (Yes or No)	2320B - Alkalinity	9056A_ORGFM_28D - Chloride & Sulfate	6010D - Select 6 ICP Metals	6020B - Cobalt & Molybdenum									Total Number of containers	Special Instructions/Note:
			Preservation Code:				N	N	D	D										
BOW-PT-02	7/15/25	0824	G	WG	N	N	X	X	X	X									2	
BOW-PT-04	7/15/25	0822	G	WG	N	N	X	X	X	X									2	

705-36726 COC

Possible Hazard Identification
☐ Non-Hazard ☐ Flammable ☐ Skin Irritant ☐ Poison B ☐ Unknown ☐ Radiological

Sample Disposal (A fee may be assessed if samples are retained longer than 1 month)
☐ Return To Client ☐ Disposal By Lab ☐ Archive For _____ Months

Deliverable Requested: I, II, III, IV, Other (specify)

Special Instructions/QC Requirements: **Task Code: BOW-CCR-CA-20250715**

Empty Kit Relinquished by: | Date: | Time: | Method of Shipment:

Relinquished by:	Date/Time:	Company	Received by:	Date/Time:	Company
Amanda Pt	7/15/2025 1026		Anne Rowan	7/15/2025 1026	Geosyntec
Anne Rowan	7/15/2025 1130	Geosyntec	[illegible]	7/15/25 11:30	Eurofins
[illegible]	7/15/25 12:08	Eurofins	[illegible]	7.15.25 1208	

Custody Seals Intact: Δ Yes Δ No	Custody Seal No.:	Cooler Temperature(s) °C and Other Remarks: 2.1 #2665

Ver: 01/16/2019
12/10/2025 (Rev. 1)

Login Sample Receipt Checklist

Client: Geosyntec Consultants Inc

Job Number: 705-36726-1

Login Number: 36726
List Number: 1
Creator: Smith, Brittany

List Source: Eurofins Atlanta

Question	Answer	Comment
The cooler's custody seal, if present, is intact.	True	
The cooler does not appear to have been compromised or tampered with.	True	
Samples were received on ice.	True	
Cooler Temperature is acceptable.	True	
Cooler Temperature is recorded.	True	
COC present.	True	
COC is filled out in ink and legible.	True	
COC is filled out with all pertinent information.	True	
Sample custody seals, if present, are intact.	True	
Sample collection date/times are provided.	True	
The samples do not appear to have been compromised or tampered with.	True	
Containers are not broken or leaking.	True	
There are no discrepancies between the containers received and the COC.	True	
Sample containers have legible labels.	True	
Appropriate sample containers were rec'd and sufficient volume for all analyses.	True	
Samples are received within Holding Time (excluding tests with immediate HTs).	True	
Containers requiring zero headspace have no headspace or bubble is <6mm (1/4").	True	
Is there sufficient air space in bottle for bacteriological analysis.	True	

Definitions/Glossary

Client: Geosyntec Consultants Inc
Project/Site: Plant Bowen

Job ID: 705-36726-1

Qualifiers

HPLC/IC

Qualifier	Qualifier Description
F1	MS and/or MSD recovery exceeds control limits.

Metals

Qualifier	Qualifier Description
B	Compound was found in the blank and sample.
J	Result is less than the RL but greater than or equal to the MDL and the concentration is an approximate value.

Glossary

Abbreviation	These commonly used abbreviations may or may not be present in this report.
☼	Listed under the "D" column to designate that the result is reported on a dry weight basis
%R	Percent Recovery
CFL	Contains Free Liquid
CFU	Colony Forming Unit
CNF	Contains No Free Liquid
DER	Duplicate Error Ratio (normalized absolute difference)
Dil Fac	Dilution Factor
DL	Detection Limit (DoD/DOE)
DL, RA, RE, IN	Indicates a Dilution, Re-analysis, Re-extraction, or additional Initial metals/anion analysis of the sample
DLC	Decision Level Concentration (Radiochemistry)
EDL	Estimated Detection Limit (Dioxin)
LOD	Limit of Detection (DoD/DOE)
LOQ	Limit of Quantitation (DoD/DOE)
MCL	EPA recommended "Maximum Contaminant Level"
MDA	Minimum Detectable Activity (Radiochemistry)
MDC	Minimum Detectable Concentration (Radiochemistry)
MDL	Method Detection Limit
ML	Minimum Level (Dioxin)
MPN	Most Probable Number
MQL	Method Quantitation Limit
NC	Not Calculated
ND	Not Detected at the reporting limit (or MDL or EDL if shown)
NEG	Negative / Absent
POS	Positive / Present
PQL	Practical Quantitation Limit
PRES	Presumptive
QC	Quality Control
RER	Relative Error Ratio (Radiochemistry)
RL	Reporting Limit or Requested Limit (Radiochemistry)
RPD	Relative Percent Difference, a measure of the relative difference between two points
TEF	Toxicity Equivalent Factor (Dioxin)
TEQ	Toxicity Equivalent Quotient (Dioxin)
TNTC	Too Numerous To Count

Job Narrative
705-36726-1

Revision 1
The report being provided is a revision of the original report sent on 7/17/2025. The report is being revised in order to add B qualifier flags to Sodium as needed to these samples and to include a narrative comment below about this qualifier flag.

Analytical test results meet all requirements of the associated regulatory program listed on the Accreditation/Certification Summary Page unless otherwise noted under the individual analysis. Data qualifiers and/or narrative comments are included to explain any exceptions, if applicable.

- Matrix QC may not be reported if insufficient sample is provided or site-specific QC samples were not submitted. In these situations, to demonstrate precision and accuracy at a batch level, a LCS/LCSD may be performed, unless otherwise specified in the method.
- Surrogate and/or isotope dilution analyte recoveries (if applicable) which are outside of the QC window are confirmed unless attributed to a dilution or otherwise noted in the narrative.

Receipt
The samples were received on 7/15/2025 12:08 PM. Unless otherwise noted below, the samples arrived in good condition, and, where required, properly preserved and on ice. The temperature of the cooler at receipt time was 2.1°C.

HPLC/IC
No additional analytical or quality issues were noted, other than those described above or in the Definitions/ Glossary page.

Metals
Method 6010D: The method blank for preparation batch 705-67757 and analytical batch 705-68480 contained Sodium above the method detection limit. This target analyte concentration was less than the reporting limit (RL) in the method blank; therefore, re-extraction and/or re-analysis of samples was not performed.

No additional analytical or quality issues were noted, other than those described above or in the Definitions/ Glossary page.

General Chemistry
No additional analytical or quality issues were noted, other than those described above or in the Definitions/ Glossary page.

Client Sample Results

Client: Geosyntec Consultants Inc
Project/Site: Plant Bowen

Job ID: 705-36726-1

Client Sample ID: BOW-PT-02

Date Collected: 07/15/25 08:24
Date Received: 07/15/25 12:08

Lab Sample ID: 705-36726-1

Matrix: Water

Method: SW846 9056A - Anions, Ion Chromatography

Analyte	Result	Qualifier	RL	MDL	Unit	D	Prepared	Analyzed	Dil Fac
Chloride	200		100	98	mg/L			07/16/25 17:49	100
Sulfate	240		100	77	mg/L			07/16/25 17:49	100

Method: SW846 6010D - Metals (ICP)

Analyte	Result	Qualifier	RL	MDL	Unit	D	Prepared	Analyzed	Dil Fac
Boron	6.5		0.050	0.026	mg/L		07/16/25 07:49	07/17/25 15:24	1
Calcium	200		0.10	0.038	mg/L		07/16/25 07:49	07/17/25 15:24	1
Iron	ND		0.10	0.035	mg/L		07/16/25 07:49	07/17/25 09:32	1
Magnesium	31		0.10	0.036	mg/L		07/16/25 07:49	07/17/25 09:32	1
Potassium	7.2		0.50	0.32	mg/L		07/16/25 07:49	07/17/25 09:32	1
Sodium	48	B	1.0	0.039	mg/L		07/16/25 07:49	07/17/25 09:32	1

Method: SW846 6020B - Metals (ICP/MS) - Total Recoverable

Analyte	Result	Qualifier	RL	MDL	Unit	D	Prepared	Analyzed	Dil Fac
Cobalt	0.0046	J	0.0050	0.00041	mg/L		07/16/25 07:25	07/16/25 21:49	1
Molybdenum	0.050		0.0050	0.00069	mg/L		07/16/25 07:25	07/16/25 21:49	1

General Chemistry

Analyte	Result	Qualifier	RL	MDL	Unit	D	Prepared	Analyzed	Dil Fac
Bicarbonate Alkalinity (SM 2320B-2011)	240		3.0	3.0	mg/L			07/16/25 10:30	1
Total Alkalinity (SM 2320B-2011)	240		3.0	3.0	mg/L			07/16/25 10:30	1

Client Sample Results

Client: Geosyntec Consultants Inc
Project/Site: Plant Bowen

Job ID: 705-36726-1

Client Sample ID: BOW-PT-04

Date Collected: 07/15/25 08:22
Date Received: 07/15/25 12:08

Lab Sample ID: 705-36726-2

Matrix: Water

Method: SW846 9056A - Anions, Ion Chromatography

Analyte	Result	Qualifier	RL	MDL	Unit	D	Prepared	Analyzed	Dil Fac
Chloride	180		100	98	mg/L			07/16/25 18:00	100
Sulfate	130		100	77	mg/L			07/16/25 18:00	100

Method: SW846 6010D - Metals (ICP)

Analyte	Result	Qualifier	RL	MDL	Unit	D	Prepared	Analyzed	Dil Fac
Boron	5.9		0.050	0.026	mg/L		07/16/25 07:49	07/17/25 15:27	1
Calcium	140		0.10	0.038	mg/L		07/16/25 07:49	07/17/25 15:27	1
Iron	0.32		0.10	0.035	mg/L		07/16/25 07:49	07/17/25 09:35	1
Magnesium	28		0.10	0.036	mg/L		07/16/25 07:49	07/17/25 09:35	1
Potassium	6.9		0.50	0.32	mg/L		07/16/25 07:49	07/17/25 09:35	1
Sodium	73	B	1.0	0.039	mg/L		07/16/25 07:49	07/17/25 09:35	1

Method: SW846 6020B - Metals (ICP/MS) - Total Recoverable

Analyte	Result	Qualifier	RL	MDL	Unit	D	Prepared	Analyzed	Dil Fac
Cobalt	0.0041	J	0.0050	0.00041	mg/L		07/16/25 07:25	07/16/25 21:52	1
Molybdenum	0.040		0.0050	0.00069	mg/L		07/16/25 07:25	07/16/25 21:52	1

General Chemistry

Analyte	Result	Qualifier	RL	MDL	Unit	D	Prepared	Analyzed	Dil Fac
Bicarbonate Alkalinity (SM 2320B-2011)	280		3.0	3.0	mg/L			07/16/25 10:30	1
Total Alkalinity (SM 2320B-2011)	280		3.0	3.0	mg/L			07/16/25 10:30	1

Method Summary

Client: Geosyntec Consultants Inc
Project/Site: Plant Bowen

Job ID: 705-36726-1

Method	Method Description	Protocol	Laboratory
9056A	Anions, Ion Chromatography	SW846	EET ATL
6010D	Metals (ICP)	SW846	EET ATL
6020B	Metals (ICP/MS)	SW846	EET ATL
2320B-2011	Alkalinity, Total	SM	EET ATL
3005A	Preparation, Total Recoverable or Dissolved Metals	SW846	EET ATL
3010A	Preparation, Total Metals	SW846	EET ATL

Protocol References:

SM = "Standard Methods For The Examination Of Water And Wastewater"

SW846 = "Test Methods For Evaluating Solid Waste, Physical/Chemical Methods", Third Edition, November 1986 And Its Updates.

Laboratory References:

EET ATL = Eurofins Atlanta, 3080 Presidential Dr, Atlanta, GA 30340, TEL (770)457-8177

QC Sample Results

Client: Geosyntec Consultants Inc
Project/Site: Plant Bowen

Job ID: 705-36726-1

Method: 9056A - Anions, Ion Chromatography

Lab Sample ID: MB 705-68095/3 — **Client Sample ID: Method Blank**
Matrix: Water — **Prep Type: Total/NA**
Analysis Batch: 68095

Analyte	MB Result	MB Qualifier	RL	MDL	Unit	D	Prepared	Analyzed	Dil Fac
Chloride	ND		1.0	0.98	mg/L			07/16/25 12:08	1
Sulfate	ND		1.0	0.77	mg/L			07/16/25 12:08	1

Lab Sample ID: LCS 705-68095/4 — **Client Sample ID: Lab Control Sample**
Matrix: Water — **Prep Type: Total/NA**
Analysis Batch: 68095

Analyte	Spike Added	LCS Result	LCS Qualifier	Unit	D	%Rec	%Rec Limits
Chloride	10.0	9.17		mg/L		92	90 - 110
Sulfate	25.0	23.0		mg/L		92	90 - 110

Lab Sample ID: 705-36810-A-2 MS — **Client Sample ID: Matrix Spike**
Matrix: Water — **Prep Type: Total/NA**
Analysis Batch: 68095

Analyte	Sample Result	Sample Qualifier	Spike Added	MS Result	MS Qualifier	Unit	D	%Rec	%Rec Limits
Chloride	4.9		10.0	14.5		mg/L		96	90 - 110
Sulfate	ND	F1	25.0	21.1	F1	mg/L		84	90 - 110

Lab Sample ID: 705-36810-A-2 MSD — **Client Sample ID: Matrix Spike Duplicate**
Matrix: Water — **Prep Type: Total/NA**
Analysis Batch: 68095

Analyte	Sample Result	Sample Qualifier	Spike Added	MSD Result	MSD Qualifier	Unit	D	%Rec	%Rec Limits	RPD	RPD Limit
Chloride	4.9		10.0	14.6		mg/L		97	90 - 110	0	15
Sulfate	ND	F1	25.0	22.9		mg/L		92	90 - 110	8	15

Method: 6010D - Metals (ICP)

Lab Sample ID: MB 705-67757/1-A — **Client Sample ID: Method Blank**
Matrix: Water — **Prep Type: Total/NA**
Analysis Batch: 68402 — **Prep Batch: 67757**

Analyte	MB Result	MB Qualifier	RL	MDL	Unit	D	Prepared	Analyzed	Dil Fac
Boron	ND		0.050	0.026	mg/L		07/15/25 09:48	07/15/25 19:39	1
Calcium	ND		0.10	0.038	mg/L		07/15/25 09:48	07/15/25 19:39	1
Iron	ND		0.10	0.035	mg/L		07/15/25 09:48	07/15/25 19:39	1
Magnesium	ND		0.10	0.036	mg/L		07/15/25 09:48	07/15/25 19:39	1
Potassium	ND		0.50	0.32	mg/L		07/15/25 09:48	07/15/25 19:39	1
Sodium	0.264	J	1.0	0.039	mg/L		07/15/25 09:48	07/15/25 19:39	1

Lab Sample ID: LCS 705-67757/2-A — **Client Sample ID: Lab Control Sample**
Matrix: Water — **Prep Type: Total/NA**
Analysis Batch: 68402 — **Prep Batch: 67757**

Analyte	Spike Added	LCS Result	LCS Qualifier	Unit	D	%Rec	%Rec Limits
Boron	1.00	1.00		mg/L		100	80 - 120
Calcium	10.0	10.2		mg/L		102	80 - 120
Iron	10.0	10.7		mg/L		107	80 - 120
Magnesium	10.0	9.98		mg/L		100	80 - 120

Method: 6010D - Metals (ICP) (Continued)

Lab Sample ID: LCS 705-67757/2-A — **Client Sample ID: Lab Control Sample**
Matrix: Water — **Prep Type: Total/NA**
Analysis Batch: 68402 — **Prep Batch: 67757**

Analyte			Spike Added	LCS Result	LCS Qualifier	Unit	D	%Rec	%Rec Limits		
Potassium			10.0	10.4		mg/L		104	80 - 120		
Sodium			10.0	10.8		mg/L		108	80 - 120		

Lab Sample ID: 705-36669-C-4-B MS — **Client Sample ID: Matrix Spike**
Matrix: Water — **Prep Type: Total/NA**
Analysis Batch: 68402 — **Prep Batch: 67757**

Analyte	Sample Result	Sample Qualifier	Spike Added	MS Result	MS Qualifier	Unit	D	%Rec	%Rec Limits		
Boron	ND		1.00	0.985		mg/L		98	75 - 125		
Calcium	ND		10.0	9.95		mg/L		100	75 - 125		
Iron	ND		10.0	10.6		mg/L		106	75 - 125		
Magnesium	ND		10.0	9.76		mg/L		98	75 - 125		
Potassium	ND		10.0	10.1		mg/L		101	75 - 125		
Sodium	0.24	J B	10.0	10.5		mg/L		103	75 - 125		

Lab Sample ID: 705-36669-C-4-C MSD — **Client Sample ID: Matrix Spike Duplicate**
Matrix: Water — **Prep Type: Total/NA**
Analysis Batch: 68402 — **Prep Batch: 67757**

Analyte	Sample Result	Sample Qualifier	Spike Added	MSD Result	MSD Qualifier	Unit	D	%Rec	%Rec Limits	RPD	RPD Limit
Boron	ND		1.00	0.990		mg/L		99	75 - 125	1	20
Calcium	ND		10.0	10.0		mg/L		100	75 - 125	1	20
Iron	ND		10.0	10.6		mg/L		106	75 - 125	1	20
Magnesium	ND		10.0	9.83		mg/L		98	75 - 125	1	20
Potassium	ND		10.0	10.2		mg/L		102	75 - 125	1	20
Sodium	0.24	J B	10.0	10.6		mg/L		103	75 - 125	1	20

Method: 6020B - Metals (ICP/MS)

Lab Sample ID: MB 705-67857/1-A — **Client Sample ID: Method Blank**
Matrix: Water — **Prep Type: Total Recoverable**
Analysis Batch: 68487 — **Prep Batch: 67857**

Analyte	MB Result	MB Qualifier	RL	MDL	Unit	D	Prepared	Analyzed	Dil Fac
Cobalt	ND		0.0050	0.00041	mg/L		07/16/25 07:25	07/16/25 21:03	1
Molybdenum	ND		0.0050	0.00069	mg/L		07/16/25 07:25	07/16/25 21:03	1

Lab Sample ID: LCS 705-67857/2-A — **Client Sample ID: Lab Control Sample**
Matrix: Water — **Prep Type: Total Recoverable**
Analysis Batch: 68487 — **Prep Batch: 67857**

Analyte			Spike Added	LCS Result	LCS Qualifier	Unit	D	%Rec	%Rec Limits		
Cobalt			0.100	0.0984		mg/L		98	80 - 120		
Molybdenum			0.100	0.106		mg/L		106	80 - 120		

Method: 6020B - Metals (ICP/MS) (Continued)

Lab Sample ID: 680-265513-C-3-B MS
Matrix: Water
Analysis Batch: 68487

Client Sample ID: Matrix Spike
Prep Type: Total Recoverable
Prep Batch: 67857

Analyte	Sample Result	Sample Qualifier	Spike Added	MS Result	MS Qualifier	Unit	D	%Rec	%Rec Limits		
Cobalt	ND		0.100	0.0992		mg/L		99	75 - 125		
Molybdenum	ND		0.100	0.107		mg/L		107	75 - 125		

Lab Sample ID: 680-265513-C-3-C MSD
Matrix: Water
Analysis Batch: 68487

Client Sample ID: Matrix Spike Duplicate
Prep Type: Total Recoverable
Prep Batch: 67857

Analyte	Sample Result	Sample Qualifier	Spike Added	MSD Result	MSD Qualifier	Unit	D	%Rec	%Rec Limits	RPD	RPD Limit
Cobalt	ND		0.100	0.0966		mg/L		97	75 - 125	3	20
Molybdenum	ND		0.100	0.105		mg/L		105	75 - 125	2	20

Method: 2320B-2011 - Alkalinity, Total

Lab Sample ID: LCS 705-68052/1
Matrix: Water
Analysis Batch: 68052

Client Sample ID: Lab Control Sample
Prep Type: Total/NA

Analyte			Spike Added	LCS Result	LCS Qualifier	Unit	D	%Rec	%Rec Limits		
Bicarbonate Alkalinity			125	123		mg/L		99	90 - 110		
Total Alkalinity			125	123		mg/L		99	90 - 110		

Lab Sample ID: 705-36477-B-1 DU
Matrix: Water
Analysis Batch: 68052

Client Sample ID: Duplicate
Prep Type: Total/NA

Analyte	Sample Result	Sample Qualifier		DU Result	DU Qualifier	Unit	D			RPD	RPD Limit
Bicarbonate Alkalinity	190			177		mg/L				5	30
Total Alkalinity	190			177		mg/L				5	30

QC Association Summary

Client: Geosyntec Consultants Inc
Project/Site: Plant Bowen

Job ID: 705-36726-1

HPLC/IC

Analysis Batch: 68095

Lab Sample ID	Client Sample ID	Prep Type	Matrix	Method	Prep Batch
705-36726-1	BOW-PT-02	Total/NA	Water	9056A	
705-36726-2	BOW-PT-04	Total/NA	Water	9056A	
MB 705-68095/3	Method Blank	Total/NA	Water	9056A	
LCS 705-68095/4	Lab Control Sample	Total/NA	Water	9056A	
705-36810-A-2 MS	Matrix Spike	Total/NA	Water	9056A	
705-36810-A-2 MSD	Matrix Spike Duplicate	Total/NA	Water	9056A	

Metals

Prep Batch: 67757

Lab Sample ID	Client Sample ID	Prep Type	Matrix	Method	Prep Batch
705-36726-1	BOW-PT-02	Total/NA	Water	3010A	
705-36726-2	BOW-PT-04	Total/NA	Water	3010A	
MB 705-67757/1-A	Method Blank	Total/NA	Water	3010A	
LCS 705-67757/2-A	Lab Control Sample	Total/NA	Water	3010A	
705-36669-C-4-B MS	Matrix Spike	Total/NA	Water	3010A	
705-36669-C-4-C MSD	Matrix Spike Duplicate	Total/NA	Water	3010A	

Prep Batch: 67857

Lab Sample ID	Client Sample ID	Prep Type	Matrix	Method	Prep Batch
705-36726-1	BOW-PT-02	Total Recoverable	Water	3005A	
705-36726-2	BOW-PT-04	Total Recoverable	Water	3005A	
MB 705-67857/1-A	Method Blank	Total Recoverable	Water	3005A	
LCS 705-67857/2-A	Lab Control Sample	Total Recoverable	Water	3005A	
680-265513-C-3-B MS	Matrix Spike	Total Recoverable	Water	3005A	
680-265513-C-3-C MSD	Matrix Spike Duplicate	Total Recoverable	Water	3005A	

Analysis Batch: 68402

Lab Sample ID	Client Sample ID	Prep Type	Matrix	Method	Prep Batch
MB 705-67757/1-A	Method Blank	Total/NA	Water	6010D	67757
LCS 705-67757/2-A	Lab Control Sample	Total/NA	Water	6010D	67757
705-36669-C-4-B MS	Matrix Spike	Total/NA	Water	6010D	67757
705-36669-C-4-C MSD	Matrix Spike Duplicate	Total/NA	Water	6010D	67757

Analysis Batch: 68480

Lab Sample ID	Client Sample ID	Prep Type	Matrix	Method	Prep Batch
705-36726-1	BOW-PT-02	Total/NA	Water	6010D	67757
705-36726-2	BOW-PT-04	Total/NA	Water	6010D	67757

Analysis Batch: 68487

Lab Sample ID	Client Sample ID	Prep Type	Matrix	Method	Prep Batch
705-36726-1	BOW-PT-02	Total Recoverable	Water	6020B	67857
705-36726-2	BOW-PT-04	Total Recoverable	Water	6020B	67857
MB 705-67857/1-A	Method Blank	Total Recoverable	Water	6020B	67857
LCS 705-67857/2-A	Lab Control Sample	Total Recoverable	Water	6020B	67857
680-265513-C-3-B MS	Matrix Spike	Total Recoverable	Water	6020B	67857
680-265513-C-3-C MSD	Matrix Spike Duplicate	Total Recoverable	Water	6020B	67857

Analysis Batch: 68529

Lab Sample ID	Client Sample ID	Prep Type	Matrix	Method	Prep Batch
705-36726-1	BOW-PT-02	Total/NA	Water	6010D	67757

QC Association Summary

Client: Geosyntec Consultants Inc
Project/Site: Plant Bowen

Job ID: 705-36726-1

Metals (Continued)

Analysis Batch: 68529 (Continued)

Lab Sample ID	Client Sample ID	Prep Type	Matrix	Method	Prep Batch
705-36726-2	BOW-PT-04	Total/NA	Water	6010D	67757

General Chemistry

Analysis Batch: 68052

Lab Sample ID	Client Sample ID	Prep Type	Matrix	Method	Prep Batch
705-36726-1	BOW-PT-02	Total/NA	Water	2320B-2011	
705-36726-2	BOW-PT-04	Total/NA	Water	2320B-2011	
LCS 705-68052/1	Lab Control Sample	Total/NA	Water	2320B-2011	
705-36477-B-1 DU	Duplicate	Total/NA	Water	2320B-2011	

Lab Chronicle

Client: Geosyntec Consultants Inc
Project/Site: Plant Bowen

Job ID: 705-36726-1

Client Sample ID: BOW-PT-02

Lab Sample ID: 705-36726-1

Date Collected: 07/15/25 08:24
Date Received: 07/15/25 12:08

Matrix: Water

Prep Type	Batch Type	Batch Method	Run	Dilution Factor	Batch Number	Analyst	Lab	Prepared or Analyzed
Total/NA	Analysis	9056A		100	68095	MS	EET ATL	07/16/25 17:49
Total/NA	Prep	3010A			67757	SA	EET ATL	07/16/25 07:49
Total/NA	Analysis	6010D		1	68480	KB	EET ATL	07/17/25 09:32
Total/NA	Prep	3010A			67757	SA	EET ATL	07/16/25 07:49
Total/NA	Analysis	6010D		1	68529	DS	EET ATL	07/17/25 15:24
Total Recoverable	Prep	3005A			67857	SA	EET ATL	07/16/25 07:25
Total Recoverable	Analysis	6020B		1	68487	IF	EET ATL	07/16/25 21:49
Total/NA	Analysis	2320B-2011		1	68052	AH	EET ATL	07/16/25 10:30

Client Sample ID: BOW-PT-04

Lab Sample ID: 705-36726-2

Date Collected: 07/15/25 08:22
Date Received: 07/15/25 12:08

Matrix: Water

Prep Type	Batch Type	Batch Method	Run	Dilution Factor	Batch Number	Analyst	Lab	Prepared or Analyzed
Total/NA	Analysis	9056A		100	68095	MS	EET ATL	07/16/25 18:00
Total/NA	Prep	3010A			67757	SA	EET ATL	07/16/25 07:49
Total/NA	Analysis	6010D		1	68480	KB	EET ATL	07/17/25 09:35
Total/NA	Prep	3010A			67757	SA	EET ATL	07/16/25 07:49
Total/NA	Analysis	6010D		1	68529	DS	EET ATL	07/17/25 15:27
Total Recoverable	Prep	3005A			67857	SA	EET ATL	07/16/25 07:25
Total Recoverable	Analysis	6020B		1	68487	IF	EET ATL	07/16/25 21:52
Total/NA	Analysis	2320B-2011		1	68052	AH	EET ATL	07/16/25 10:30

Laboratory References:

EET ATL = Eurofins Atlanta, 3080 Presidential Dr, Atlanta, GA 30340, TEL (770)457-8177

Accreditation/Certification Summary

Client: Geosyntec Consultants Inc
Project/Site: Plant Bowen

Job ID: 705-36726-1

Laboratory: Eurofins Atlanta

The accreditations/certifications listed below are applicable to this report.

Authority	Program	Identification Number	Expiration Date
Florida	NELAP	E87582	06-30-26

eurofins | Environment Testing

ANALYTICAL REPORT

PREPARED FOR

Attn: Marty Crook
Geosyntec Consultants Inc
1255 Roberts Blvd. NW
Suite 200
Kennesaw, Georgia 30144

Generated 7/18/2025 5:39:21 PM

JOB DESCRIPTION

Plant Bowen

JOB NUMBER

705-36881-1

Eurofins Atlanta
3080 Presidential Dr
Atlanta GA 30340

See page two for job notes and contact information.

my EOL

Eurofins Atlanta

Job Notes

The test results in this report relate only to the samples as received by the laboratory and will meet all requirements of the methodology, with any exceptions noted. This report shall not be reproduced except in full, without the express written approval of the laboratory. All questions should be directed to the Eurofins Environment Testing Southeast, LLC Project Manager.

Authorization

Generated
7/18/2025 5:39:21 PM

Authorized for release by
David Fuller, Project Manager
David.Fuller@et.eurofinsus.com
(770)344-8986

Table of Contents

Cover Page 1
Table of Contents 3
Sample Summary 4
Chain of Custody 5
Receipt Checklists 6
Definitions/Glossary 7
Case Narrative 8
Client Sample Results 9
Method Summary 11
QC Sample Results 12
Lab Chronicle 15
Certification Summary 16

Sample Summary

Client: Geosyntec Consultants Inc
Project/Site: Plant Bowen

Job ID: 705-36881-1

Lab Sample ID	Client Sample ID	Matrix	Collected	Received
705-36881-1	BOW-PT-02-WG-202507160804	Water	07/16/25 08:04	07/16/25 12:56
705-36881-2	BOW-PT-04-WG-202507160800	Water	07/16/25 08:00	07/16/25 12:56

Eurofins Atlanta
3080 Presidential Dr
Atlanta, GA 30340
Phone (770) 457-8177

Chain of Custody Record

eurofins | Environment Testing America

Client Information	Sampler: A. Tomlinson	Lab PM: Fuller, David	Carrier Tracking No(s):	COC No:
Client Contact: Marty Crook	Phone: 470-636-4740	E-Mail: David.Fuller@et.eurofinsus.com	State of Origin: GA	Page: Page 1 of 1
Company: Geosyntec Consultants, Inc.	PWSID:			Job #:
Address: 1255 Roberts Blvd, NW Suite 200	Due Date Requested:			
City: Kennesaw	TAT Requested (days): 2-day TAT			
State, Zip: GA, 30144	Compliance Project: Δ Yes Δ No			
Phone: 678-202-9500(Tel) 678-202-9501(Fax)	Lab Project #: 70504433			
Email: Martin.Crook@geosyntec.com	Lab PO #: _____ / Task 100			
Project Name: Plant Bowen	Project #: GW6581H			
Site:	WO#:			

Analysis Requested

Preservation Codes:
A - HCL, B - NaOH, C - Zn Acetate, D - Nitric Acid, E - NaHSO4, F - MeOH, G - Amchlor, H - Ascorbic Acid, I - Ice, J - DI Water, K - EDTA, L - EDA
M - Hexane, N - None, O - AsNaO2, P - Na2O4S, Q - Na2SO3, R - Na2S2O3, S - H2SO4, T - TSP Dodecahydrate, U - Acetone, V - MCAA, W - pH 4-5, Y - Trizma, Z - other (specify)
Other:

Sample Identification	Sample Date	Sample Time	Sample Type (C=comp, G=grab)	Matrix (W=water, S=solid, O=waste/oil, BT=Tissue, A=Air)	Field Filtered Sample (Yes or No)	Perform MS/MSD (Yes or No)	2320B - Alkalinity	9056A_ORGFM_28D - Chloride & Sulfate	6010D - Select 6 ICP Metals (B, Ca, Fe, Mg, K, Na)	6020B - Cobalt & Molybdenum	Total Number of containers	Special Instructions/Note:
			Preservation Code:				N	N	D	D		
BOW-PT-02	7/16/25	0804	G	WG	N	N	X	X	X	X	2	
BOW-PT-04	7/16/25	0800	G	WG	N	N	X	X	X	X	2	

705-36881 COC

Possible Hazard Identification
☐ Non-Hazard ☐ Flammable ☐ Skin Irritant ☐ Poison B ☐ Unknown ☐ Radiological

Sample Disposal (A fee may be assessed if samples are retained longer than 1 month)
☐ Return To Client ☐ Disposal By Lab ☐ Archive For _____ Months

Deliverable Requested: I, II, III, IV, Other (specify)

Special Instructions/QC Requirements: **Task Code: BOW-CCR-CA-20250716**

Empty Kit Relinquished by:	Date:	Time:	Method of Shipment:

Relinquished by:	Date/Time:	Company	Received by:	Date/Time:	Company
[signature]	7/16/2025 1154	Geosyntec	[signature]	7/16/25 11:54	Eurofins
[signature]	7/16/25 12:56	Eurofins	[signature]	7.16.25 1256	

Custody Seals Intact: Δ Yes Δ No	Custody Seal No.:	Cooler Temperature(s) °C and Other Remarks: 3.8 # 2665

Login Sample Receipt Checklist

Client: Geosyntec Consultants Inc

Job Number: 705-36881-1

Login Number: 36881
List Number: 1
Creator: Ceclu, Rodica

List Source: Eurofins Atlanta

Question	Answer	Comment
The cooler's custody seal, if present, is intact.	True	
The cooler does not appear to have been compromised or tampered with.	True	
Samples were received on ice.	True	
Cooler Temperature is acceptable.	True	
Cooler Temperature is recorded.	True	
COC present.	True	
COC is filled out in ink and legible.	True	
COC is filled out with all pertinent information.	True	
Sample custody seals, if present, are intact.	True	
Sample collection date/times are provided.	True	
The samples do not appear to have been compromised or tampered with.	True	
Containers are not broken or leaking.	True	
There are no discrepancies between the containers received and the COC.	True	
Sample containers have legible labels.	True	
Appropriate sample containers were rec'd and sufficient volume for all analyses.	True	
Samples are received within Holding Time (excluding tests with immediate HTs).	True	
Containers requiring zero headspace have no headspace or bubble is <6mm (1/4").	N/A	
Is there sufficient air space in bottle for bacteriological analysis.	True	

Definitions/Glossary

Client: Geosyntec Consultants Inc
Job ID: 705-36881-1
Project/Site: Plant Bowen

Qualifiers

HPLC/IC

Qualifier	Qualifier Description
F1	MS and/or MSD recovery exceeds control limits.

Metals

Qualifier	Qualifier Description
J	Result is less than the RL but greater than or equal to the MDL and the concentration is an approximate value.

Glossary

Abbreviation	These commonly used abbreviations may or may not be present in this report.
☼	Listed under the "D" column to designate that the result is reported on a dry weight basis
%R	Percent Recovery
CFL	Contains Free Liquid
CFU	Colony Forming Unit
CNF	Contains No Free Liquid
DER	Duplicate Error Ratio (normalized absolute difference)
Dil Fac	Dilution Factor
DL	Detection Limit (DoD/DOE)
DL, RA, RE, IN	Indicates a Dilution, Re-analysis, Re-extraction, or additional Initial metals/anion analysis of the sample
DLC	Decision Level Concentration (Radiochemistry)
EDL	Estimated Detection Limit (Dioxin)
LOD	Limit of Detection (DoD/DOE)
LOQ	Limit of Quantitation (DoD/DOE)
MCL	EPA recommended "Maximum Contaminant Level"
MDA	Minimum Detectable Activity (Radiochemistry)
MDC	Minimum Detectable Concentration (Radiochemistry)
MDL	Method Detection Limit
ML	Minimum Level (Dioxin)
MPN	Most Probable Number
MQL	Method Quantitation Limit
NC	Not Calculated
ND	Not Detected at the reporting limit (or MDL or EDL if shown)
NEG	Negative / Absent
POS	Positive / Present
PQL	Practical Quantitation Limit
PRES	Presumptive
QC	Quality Control
RER	Relative Error Ratio (Radiochemistry)
RL	Reporting Limit or Requested Limit (Radiochemistry)
RPD	Relative Percent Difference, a measure of the relative difference between two points
TEF	Toxicity Equivalent Factor (Dioxin)
TEQ	Toxicity Equivalent Quotient (Dioxin)
TNTC	Too Numerous To Count

Job Narrative
705-36881-1

Analytical test results meet all requirements of the associated regulatory program listed on the Accreditation/Certification Summary Page unless otherwise noted under the individual analysis. Data qualifiers and/or narrative comments are included to explain any exceptions, if applicable.

- Matrix QC may not be reported if insufficient sample is provided or site-specific QC samples were not submitted. In these situations, to demonstrate precision and accuracy at a batch level, a LCS/LCSD may be performed, unless otherwise specified in the method.
- Surrogate and/or isotope dilution analyte recoveries (if applicable) which are outside of the QC window are confirmed unless attributed to a dilution or otherwise noted in the narrative.

Receipt
The samples were received on 7/16/2025 12:56 PM. Unless otherwise noted below, the samples arrived in good condition, and, where required, properly preserved and on ice. The temperature of the cooler at receipt time was 3.8°C.

HPLC/IC
No additional analytical or quality issues were noted, other than those described above or in the Definitions/ Glossary page.

Metals
No additional analytical or quality issues were noted, other than those described above or in the Definitions/ Glossary page.

General Chemistry
No additional analytical or quality issues were noted, other than those described above or in the Definitions/ Glossary page.

Client Sample Results

Client: Geosyntec Consultants Inc
Project/Site: Plant Bowen

Job ID: 705-36881-1

Client Sample ID: BOW-PT-02-WG-202507160804

Lab Sample ID: 705-36881-1

Date Collected: 07/16/25 08:04
Matrix: Water
Date Received: 07/16/25 12:56

Method: SW846 9056A - Anions, Ion Chromatography

Analyte	Result	Qualifier	RL	MDL	Unit	D	Prepared	Analyzed	Dil Fac
Chloride	270		100	98	mg/L			07/16/25 18:46	100
Sulfate	250		100	77	mg/L			07/16/25 18:46	100

Method: SW846 6010D - Metals (ICP)

Analyte	Result	Qualifier	RL	MDL	Unit	D	Prepared	Analyzed	Dil Fac
Boron	6.6		0.050	0.026	mg/L		07/17/25 08:10	07/18/25 12:39	1
Calcium	200		1.0	0.38	mg/L		07/17/25 08:10	07/18/25 15:49	10
Iron	ND		0.10	0.035	mg/L		07/17/25 08:10	07/18/25 12:39	1
Magnesium	35		0.10	0.036	mg/L		07/17/25 08:10	07/18/25 12:39	1
Potassium	7.2		0.50	0.32	mg/L		07/17/25 08:10	07/18/25 12:39	1
Sodium	42		1.0	0.039	mg/L		07/17/25 08:10	07/18/25 12:39	1

Method: SW846 6020B - Metals (ICP/MS) - Total Recoverable

Analyte	Result	Qualifier	RL	MDL	Unit	D	Prepared	Analyzed	Dil Fac
Cobalt	0.011		0.0050	0.00041	mg/L		07/17/25 08:12	07/18/25 03:19	1
Molybdenum	0.062		0.0050	0.00069	mg/L		07/17/25 08:12	07/18/25 03:19	1

General Chemistry

Analyte	Result	Qualifier	RL	MDL	Unit	D	Prepared	Analyzed	Dil Fac
Bicarbonate Alkalinity (SM 2320B-2011)	260		3.0	3.0	mg/L			07/17/25 10:56	1
Total Alkalinity (SM 2320B-2011)	260		3.0	3.0	mg/L			07/17/25 10:56	1

Client Sample Results

Client: Geosyntec Consultants Inc
Project/Site: Plant Bowen

Job ID: 705-36881-1

Client Sample ID: BOW-PT-04-WG-202507160800

Lab Sample ID: 705-36881-2

Date Collected: 07/16/25 08:00
Matrix: Water
Date Received: 07/16/25 12:56

Method: SW846 9056A - Anions, Ion Chromatography

Analyte	Result	Qualifier	RL	MDL	Unit	D	Prepared	Analyzed	Dil Fac
Chloride	200		100	98	mg/L			07/16/25 18:57	100
Sulfate	180		100	77	mg/L			07/16/25 18:57	100

Method: SW846 6010D - Metals (ICP)

Analyte	Result	Qualifier	RL	MDL	Unit	D	Prepared	Analyzed	Dil Fac
Boron	6.3		0.050	0.026	mg/L		07/17/25 08:10	07/18/25 12:48	1
Calcium	150		0.10	0.038	mg/L		07/17/25 08:10	07/18/25 12:48	1
Iron	1.3		0.10	0.035	mg/L		07/17/25 08:10	07/18/25 12:48	1
Magnesium	31		0.10	0.036	mg/L		07/17/25 08:10	07/18/25 12:48	1
Potassium	7.0		0.50	0.32	mg/L		07/17/25 08:10	07/18/25 12:48	1
Sodium	72		1.0	0.039	mg/L		07/17/25 08:10	07/18/25 12:48	1

Method: SW846 6020B - Metals (ICP/MS) - Total Recoverable

Analyte	Result	Qualifier	RL	MDL	Unit	D	Prepared	Analyzed	Dil Fac
Cobalt	0.0073		0.0050	0.00041	mg/L		07/17/25 08:12	07/18/25 03:40	1
Molybdenum	0.034		0.0050	0.00069	mg/L		07/17/25 08:12	07/18/25 03:40	1

General Chemistry

Analyte	Result	Qualifier	RL	MDL	Unit	D	Prepared	Analyzed	Dil Fac
Bicarbonate Alkalinity (SM 2320B-2011)	280		3.0	3.0	mg/L			07/17/25 10:56	1
Total Alkalinity (SM 2320B-2011)	280		3.0	3.0	mg/L			07/17/25 10:56	1

Method Summary

Client: Geosyntec Consultants Inc
Project/Site: Plant Bowen

Job ID: 705-36881-1

Method	Method Description	Protocol	Laboratory
9056A	Anions, Ion Chromatography	SW846	EET ATL
6010D	Metals (ICP)	SW846	EET ATL
6020B	Metals (ICP/MS)	SW846	EET ATL
2320B-2011	Alkalinity, Total	SM	EET ATL
3005A	Preparation, Total Recoverable or Dissolved Metals	SW846	EET ATL
3010A	Preparation, Total Metals	SW846	EET ATL

Protocol References:

SM = "Standard Methods For The Examination Of Water And Wastewater"

SW846 = "Test Methods For Evaluating Solid Waste, Physical/Chemical Methods", Third Edition, November 1986 And Its Updates.

Laboratory References:

EET ATL = Eurofins Atlanta, 3080 Presidential Dr, Atlanta, GA 30340, TEL (770)457-8177

QC Sample Results

Client: Geosyntec Consultants Inc
Project/Site: Plant Bowen

Job ID: 705-36881-1

Method: 9056A - Anions, Ion Chromatography

Lab Sample ID: MB 705-68095/3 — **Client Sample ID: Method Blank**
Matrix: Water — **Prep Type: Total/NA**
Analysis Batch: 68095

Analyte	MB Result	MB Qualifier	RL	MDL	Unit	D	Prepared	Analyzed	Dil Fac
Chloride	ND		1.0	0.98	mg/L			07/16/25 12:08	1
Sulfate	ND		1.0	0.77	mg/L			07/16/25 12:08	1

Lab Sample ID: LCS 705-68095/4 — **Client Sample ID: Lab Control Sample**
Matrix: Water — **Prep Type: Total/NA**
Analysis Batch: 68095

Analyte	Spike Added	LCS Result	LCS Qualifier	Unit	D	%Rec	%Rec Limits
Chloride	10.0	9.17		mg/L		92	90 - 110
Sulfate	25.0	23.0		mg/L		92	90 - 110

Lab Sample ID: 705-36810-A-2 MS — **Client Sample ID: Matrix Spike**
Matrix: Water — **Prep Type: Total/NA**
Analysis Batch: 68095

Analyte	Sample Result	Sample Qualifier	Spike Added	MS Result	MS Qualifier	Unit	D	%Rec	%Rec Limits
Chloride	4.9		10.0	14.5		mg/L		96	90 - 110
Sulfate	ND	F1	25.0	21.1	F1	mg/L		84	90 - 110

Lab Sample ID: 705-36810-A-2 MSD — **Client Sample ID: Matrix Spike Duplicate**
Matrix: Water — **Prep Type: Total/NA**
Analysis Batch: 68095

Analyte	Sample Result	Sample Qualifier	Spike Added	MSD Result	MSD Qualifier	Unit	D	%Rec	%Rec Limits	RPD	RPD Limit
Chloride	4.9		10.0	14.6		mg/L		97	90 - 110	0	15
Sulfate	ND	F1	25.0	22.9		mg/L		92	90 - 110	8	15

Method: 6010D - Metals (ICP)

Lab Sample ID: MB 705-67990/1-A — **Client Sample ID: Method Blank**
Matrix: Water — **Prep Type: Total/NA**
Analysis Batch: 68817 — **Prep Batch: 67990**

Analyte	MB Result	MB Qualifier	RL	MDL	Unit	D	Prepared	Analyzed	Dil Fac
Boron	ND		0.050	0.026	mg/L		07/16/25 08:19	07/18/25 11:57	1
Calcium	ND		0.10	0.038	mg/L		07/16/25 08:19	07/18/25 11:57	1
Iron	ND		0.10	0.035	mg/L		07/16/25 08:19	07/18/25 11:57	1
Magnesium	ND		0.10	0.036	mg/L		07/16/25 08:19	07/18/25 11:57	1
Potassium	ND		0.50	0.32	mg/L		07/16/25 08:19	07/18/25 11:57	1
Sodium	0.174	J	1.0	0.039	mg/L		07/16/25 08:19	07/18/25 11:57	1

Lab Sample ID: LCS 705-67990/2-A — **Client Sample ID: Lab Control Sample**
Matrix: Water — **Prep Type: Total/NA**
Analysis Batch: 68817 — **Prep Batch: 67990**

Analyte	Spike Added	LCS Result	LCS Qualifier	Unit	D	%Rec	%Rec Limits
Boron	1.00	0.977		mg/L		98	80 - 120
Calcium	10.0	10.2		mg/L		102	80 - 120
Iron	10.0	10.9		mg/L		109	80 - 120
Magnesium	10.0	10.1		mg/L		101	80 - 120

Method: 6010D - Metals (ICP) (Continued)

Lab Sample ID: LCS 705-67990/2-A — **Client Sample ID: Lab Control Sample**
Matrix: Water — **Prep Type: Total/NA**
Analysis Batch: 68817 — **Prep Batch: 67990**

Analyte	Spike Added	LCS Result	LCS Qualifier	Unit	D	%Rec	%Rec Limits
Potassium	10.0	10.0		mg/L		100	80 - 120
Sodium	10.0	10.6		mg/L		106	80 - 120

Lab Sample ID: 705-36697-D-1-B MS — **Client Sample ID: Matrix Spike**
Matrix: Water — **Prep Type: Total/NA**
Analysis Batch: 68817 — **Prep Batch: 67990**

Analyte	Sample Result	Sample Qualifier	Spike Added	MS Result	MS Qualifier	Unit	D	%Rec	%Rec Limits
Boron	0.039	J	1.00	0.997		mg/L		96	75 - 125
Calcium	16		10.0	26.1		mg/L		103	75 - 125
Iron	1.0		10.0	11.5		mg/L		105	75 - 125
Magnesium	1.9		10.0	11.7		mg/L		98	75 - 125
Potassium	1.0		10.0	11.1		mg/L		101	75 - 125
Sodium	3.9		10.0	14.2		mg/L		103	75 - 125

Lab Sample ID: 705-36697-D-1-C MSD — **Client Sample ID: Matrix Spike Duplicate**
Matrix: Water — **Prep Type: Total/NA**
Analysis Batch: 68817 — **Prep Batch: 67990**

Analyte	Sample Result	Sample Qualifier	Spike Added	MSD Result	MSD Qualifier	Unit	D	%Rec	%Rec Limits	RPD	RPD Limit
Boron	0.039	J	1.00	1.00		mg/L		96	75 - 125	0	20
Calcium	16		10.0	26.2		mg/L		104	75 - 125	0	20
Iron	1.0		10.0	11.4		mg/L		104	75 - 125	1	20
Magnesium	1.9		10.0	11.6		mg/L		97	75 - 125	1	20
Potassium	1.0		10.0	11.0		mg/L		100	75 - 125	1	20
Sodium	3.9		10.0	14.2		mg/L		102	75 - 125	0	20

Method: 6020B - Metals (ICP/MS)

Lab Sample ID: MB 705-68316/1-A — **Client Sample ID: Method Blank**
Matrix: Water — **Prep Type: Total Recoverable**
Analysis Batch: 68709 — **Prep Batch: 68316**

Analyte	MB Result	MB Qualifier	RL	MDL	Unit	D	Prepared	Analyzed	Dil Fac
Cobalt	ND		0.0050	0.00041	mg/L		07/17/25 08:12	07/18/25 01:44	1
Molybdenum	ND		0.0050	0.00069	mg/L		07/17/25 08:12	07/18/25 01:44	1

Lab Sample ID: LCS 705-68316/2-A — **Client Sample ID: Lab Control Sample**
Matrix: Water — **Prep Type: Total Recoverable**
Analysis Batch: 68709 — **Prep Batch: 68316**

Analyte	Spike Added	LCS Result	LCS Qualifier	Unit	D	%Rec	%Rec Limits
Cobalt	0.100	0.111		mg/L		111	80 - 120
Molybdenum	0.100	0.107		mg/L		107	80 - 120

Method: 6020B - Metals (ICP/MS) (Continued)

Lab Sample ID: 680-265566-E-3-B MS
Matrix: Water
Analysis Batch: 68709

Client Sample ID: Matrix Spike
Prep Type: Total Recoverable
Prep Batch: 68316

Analyte	Sample Result	Sample Qualifier	Spike Added	MS Result	MS Qualifier	Unit	D	%Rec	%Rec Limits		
Cobalt	ND		0.100	0.112		mg/L		112	75 - 125		
Molybdenum	0.00078	J	0.100	0.107		mg/L		106	75 - 125		

Lab Sample ID: 680-265566-E-3-C MSD
Matrix: Water
Analysis Batch: 68709

Client Sample ID: Matrix Spike Duplicate
Prep Type: Total Recoverable
Prep Batch: 68316

Analyte	Sample Result	Sample Qualifier	Spike Added	MSD Result	MSD Qualifier	Unit	D	%Rec	%Rec Limits	RPD	RPD Limit
Cobalt	ND		0.100	0.109		mg/L		109	75 - 125	2	20
Molybdenum	0.00078	J	0.100	0.105		mg/L		105	75 - 125	1	20

Method: 2320B-2011 - Alkalinity, Total

Lab Sample ID: LCS 705-68426/1
Matrix: Water
Analysis Batch: 68426

Client Sample ID: Lab Control Sample
Prep Type: Total/NA

Analyte			Spike Added	LCS Result	LCS Qualifier	Unit	D	%Rec	%Rec Limits		
Bicarbonate Alkalinity			125	125		mg/L		100	90 - 110		
Total Alkalinity			125	125		mg/L		100	90 - 110		

Lab Sample ID: 705-36797-A-1 DU
Matrix: Water
Analysis Batch: 68426

Client Sample ID: Duplicate
Prep Type: Total/NA

Analyte	Sample Result	Sample Qualifier		DU Result	DU Qualifier	Unit	D			RPD	RPD Limit
Bicarbonate Alkalinity	170			167		mg/L				3	30
Total Alkalinity	170			167		mg/L				3	30

Lab Chronicle

Client: Geosyntec Consultants Inc
Project/Site: Plant Bowen

Job ID: 705-36881-1

Client Sample ID: BOW-PT-02-WG-202507160804

Lab Sample ID: 705-36881-1

Date Collected: 07/16/25 08:04

Matrix: Water

Date Received: 07/16/25 12:56

Prep Type	Batch Type	Batch Method	Run	Dilution Factor	Batch Number	Analyst	Lab	Prepared or Analyzed
Total/NA	Analysis	9056A		100	68095	MS	EET ATL	07/16/25 18:46
Total/NA	Prep	3010A			67990	SA	EET ATL	07/17/25 08:10
Total/NA	Analysis	6010D		1	68817	KB	EET ATL	07/18/25 12:39
Total/NA	Prep	3010A			67990	SA	EET ATL	07/17/25 08:10
Total/NA	Analysis	6010D		10	68844	KB	EET ATL	07/18/25 15:49
Total Recoverable	Prep	3005A			68316	SA	EET ATL	07/17/25 08:12
Total Recoverable	Analysis	6020B		1	68709	IF	EET ATL	07/18/25 03:19
Total/NA	Analysis	2320B-2011		1	68426	AH	EET ATL	07/17/25 10:56

Client Sample ID: BOW-PT-04-WG-202507160800

Lab Sample ID: 705-36881-2

Date Collected: 07/16/25 08:00

Matrix: Water

Date Received: 07/16/25 12:56

Prep Type	Batch Type	Batch Method	Run	Dilution Factor	Batch Number	Analyst	Lab	Prepared or Analyzed
Total/NA	Analysis	9056A		100	68095	MS	EET ATL	07/16/25 18:57
Total/NA	Prep	3010A			67990	SA	EET ATL	07/17/25 08:10
Total/NA	Analysis	6010D		1	68817	KB	EET ATL	07/18/25 12:48
Total Recoverable	Prep	3005A			68316	SA	EET ATL	07/17/25 08:12
Total Recoverable	Analysis	6020B		1	68709	IF	EET ATL	07/18/25 03:40
Total/NA	Analysis	2320B-2011		1	68426	AH	EET ATL	07/17/25 10:56

Laboratory References:

EET ATL = Eurofins Atlanta, 3080 Presidential Dr, Atlanta, GA 30340, TEL (770)457-8177

Accreditation/Certification Summary

Client: Geosyntec Consultants Inc
Project/Site: Plant Bowen

Job ID: 705-36881-1

Laboratory: Eurofins Atlanta

The accreditations/certifications listed below are applicable to this report.

Authority	Program	Identification Number	Expiration Date
Florida	NELAP	E87582	06-30-26

eurofins | Environment Testing

ANALYTICAL REPORT

PREPARED FOR

Attn: Marty Crook
Geosyntec Consultants Inc
1255 Roberts Blvd. NW
Suite 200
Kennesaw, Georgia 30144

Generated 12/10/2025 10:07:19 AM Revision 1

JOB DESCRIPTION

Plant Bowen

JOB NUMBER

705-37046-1

Eurofins Atlanta
3080 Presidential Dr
Atlanta GA 30340

See page two for job notes and contact information.

my EOL

Eurofins Atlanta

Job Notes

The test results in this report relate only to the samples as received by the laboratory and will meet all requirements of the methodology, with any exceptions noted. This report shall not be reproduced except in full, without the express written approval of the laboratory. All questions should be directed to the Eurofins Environment Testing Southeast, LLC Project Manager.

Authorization

Generated
12/10/2025 10:07:19 AM
Revision 1

Authorized for release by
David Fuller, Project Manager
David.Fuller@et.eurofinsus.com
(770)344-8986

Table of Contents

Cover Page 1
Table of Contents 3
Sample Summary 4
Chain of Custody 5
Receipt Checklists 6
Definitions/Glossary 7
Case Narrative 8
Client Sample Results 9
Method Summary 11
QC Sample Results 12
QC Association Summary 15
Lab Chronicle 17
Certification Summary 18

Sample Summary

Client: Geosyntec Consultants Inc
Project/Site: Plant Bowen

Job ID: 705-37046-1

Lab Sample ID	Client Sample ID	Matrix	Collected	Received	Sample Origin
705-37046-1	BOW-PT-02-WG-202507170800	Water	07/17/25 08:00	07/17/25 12:10	Georgia
705-37046-2	BOW-PT-04-WG-202507170754	Water	07/17/25 07:54	07/17/25 12:10	Georgia

Eurofins Atlanta
3080 Presidential Dr
Atlanta, GA 30340
Phone (770) 457-8177

Chain of Custody Record

eurofins | Environment Testing America

Client Information	Sampler: A. Tomlinson	Lab PM: Fuller, David	Carrier Tracking No(s):	COC No:
Client Contact: Marty Crook	Phone: 470-636-4740	E-Mail: David.Fuller@et.eurofinsus.com	State of Origin: GA	Page: Page 1 of 1
Company: Geosyntec Consultants, Inc.	PWSID:			Job #:
Address: 1255 Roberts Blvd, NW Suite 200	Due Date Requested:			
City: Kennesaw	TAT Requested (days): 2-day TAT			
State, Zip: GA, 30144	Compliance Project: Δ Yes Δ No			
Phone: 678-202-9500(Tel) 678-202-9501(Fax)	Lab Project #: 70504433			
Email: Martin.Crook@geosyntec.com	Lab PO #: _____ / Task 100			
Project Name: Plant Bowen	Project #: GW6581H			
Site:	WO#:			

Analysis Requested

Preservation Codes:
A - HCL
B - NaOH
C - Zn Acetate
D - Nitric Acid
E - NaHSO4
F - MeOH
G - Amchlor
H - Ascorbic Acid
I - Ice
J - DI Water
K - EDTA
L - EDA
M - Hexane
N - None
O - AsNaO2
P - Na2O4S
Q - Na2SO3
R - Na2S2O3
S - H2SO4
T - TSP Dodecahydrate
U - Acetone
V - MCAA
W - pH 4-5
Y - Trizma
Z - other (specify)
Other:

Sample Identification	Sample Date	Sample Time	Sample Type (C=comp, G=grab)	Matrix (W=water, S=solid, O=waste/oil, BT=Tissue, A=Air)	Field Filtered Sample (Yes or No)	Perform MS/MSD (Yes or No)	2320B - Alkalinity	9056A_ORGFM_28D - Chloride & Sulfate	6010D - Select 6 ICP Metals (B, Ca, Fe, Mg, K, Na)	6020B - Cobalt & Molybdenum	Total Number of containers	Special Instructions/Note:
			Preservation Code:				N	N	D	D		
BOW-PT-02	7/17/25	0800	G	WG	N	N	X	X	X	X	2	
BOW-PT-04	7/17/25	0754	G	WG	N	N	X	X	X	X	2	

705-37046 COC

Possible Hazard Identification
☐ *Non-Hazard* ☐ *Flammable* ☐ *Skin Irritant* ☐ *Poison B* ☐ *Unknown* ☐ *Radiological*

Sample Disposal (A fee may be assessed if samples are retained longer than 1 month)
☐ *Return To Client* ☐ *Disposal By Lab* ☐ *Archive For* _____ *Months*

Deliverable Requested: I, II, III, IV, Other (specify)

Special Instructions/QC Requirements: **Task Code: BOW-CCR-CA-20250717**

Empty Kit Relinquished by:	Date:	Time:	Method of Shipment:

Relinquished by:	Date/Time:	Company	Received by:	Date/Time:	Company
[signature]	7/17/2025 1015	Geosyntec	Kathi Cobb	7/17/25 10:15	Geosyntec
Kathi Cobb	7/17/25 11:30	Geosyntec	[signature]	7/17/25 11:30	Eurofins
[signature]	7/17/25 12:10	Eurofins	[signature]	7.17.25 1210	

Custody Seals Intact: Δ Yes Δ No	Custody Seal No.:	Cooler Temperature(s) °C and Other Remarks: 2.9 # 2665

Ver. 01/16/2019

12/10/2025 (Rev. 1)

Login Sample Receipt Checklist

Client: Geosyntec Consultants Inc

Job Number: 705-37046-1

Login Number: 37046
List Number: 1
Creator: Torres, Dominique

List Source: Eurofins Atlanta

Question	Answer	Comment
The cooler's custody seal, if present, is intact.	True	
The cooler does not appear to have been compromised or tampered with.	True	
Samples were received on ice.	True	
Cooler Temperature is acceptable.	True	
Cooler Temperature is recorded.	True	
COC present.	True	
COC is filled out in ink and legible.	True	
COC is filled out with all pertinent information.	True	
Sample custody seals, if present, are intact.	True	
Sample collection date/times are provided.	True	
The samples do not appear to have been compromised or tampered with.	True	
Containers are not broken or leaking.	True	
There are no discrepancies between the containers received and the COC.	True	
Sample containers have legible labels.	True	
Appropriate sample containers were rec'd and sufficient volume for all analyses.	True	
Samples are received within Holding Time (excluding tests with immediate HTs).	True	
Containers requiring zero headspace have no headspace or bubble is <6mm (1/4").	True	
Is there sufficient air space in bottle for bacteriological analysis.	True	

Definitions/Glossary

Client: Geosyntec Consultants Inc
Project/Site: Plant Bowen

Job ID: 705-37046-1

Qualifiers

HPLC/IC

Qualifier	Qualifier Description
F1	MS and/or MSD recovery exceeds control limits.

Metals

Qualifier	Qualifier Description
4	MS, MSD: The analyte present in the original sample is greater than 4 times the matrix spike concentration; therefore, control limits are not applicable.
B	Compound was found in the blank and sample.
E	Result exceeded calibration range.
J	Result is less than the RL but greater than or equal to the MDL and the concentration is an approximate value.

Glossary

Abbreviation	These commonly used abbreviations may or may not be present in this report.
☼	Listed under the "D" column to designate that the result is reported on a dry weight basis
%R	Percent Recovery
CFL	Contains Free Liquid
CFU	Colony Forming Unit
CNF	Contains No Free Liquid
DER	Duplicate Error Ratio (normalized absolute difference)
Dil Fac	Dilution Factor
DL	Detection Limit (DoD/DOE)
DL, RA, RE, IN	Indicates a Dilution, Re-analysis, Re-extraction, or additional Initial metals/anion analysis of the sample
DLC	Decision Level Concentration (Radiochemistry)
EDL	Estimated Detection Limit (Dioxin)
LOD	Limit of Detection (DoD/DOE)
LOQ	Limit of Quantitation (DoD/DOE)
MCL	EPA recommended "Maximum Contaminant Level"
MDA	Minimum Detectable Activity (Radiochemistry)
MDC	Minimum Detectable Concentration (Radiochemistry)
MDL	Method Detection Limit
ML	Minimum Level (Dioxin)
MPN	Most Probable Number
MQL	Method Quantitation Limit
NC	Not Calculated
ND	Not Detected at the reporting limit (or MDL or EDL if shown)
NEG	Negative / Absent
POS	Positive / Present
PQL	Practical Quantitation Limit
PRES	Presumptive
QC	Quality Control
RER	Relative Error Ratio (Radiochemistry)
RL	Reporting Limit or Requested Limit (Radiochemistry)
RPD	Relative Percent Difference, a measure of the relative difference between two points
TEF	Toxicity Equivalent Factor (Dioxin)
TEQ	Toxicity Equivalent Quotient (Dioxin)
TNTC	Too Numerous To Count

Job Narrative
705-37046-1

Revision 1
The report being provided is a revision of the original report sent on 7/21/2025. The report is being revised in order to include a narrative comment below about the B qualifier flags for Sodium.

Analytical test results meet all requirements of the associated regulatory program listed on the Accreditation/Certification Summary Page unless otherwise noted under the individual analysis. Data qualifiers and/or narrative comments are included to explain any exceptions, if applicable.

- Matrix QC may not be reported if insufficient sample is provided or site-specific QC samples were not submitted. In these situations, to demonstrate precision and accuracy at a batch level, a LCS/LCSD may be performed, unless otherwise specified in the method.
- Surrogate and/or isotope dilution analyte recoveries (if applicable) which are outside of the QC window are confirmed unless attributed to a dilution or otherwise noted in the narrative.

Receipt
The samples were received on 7/17/2025 12:10 PM. Unless otherwise noted below, the samples arrived in good condition, and, where required, properly preserved and on ice. The temperature of the cooler at receipt time was 2.9°C.

HPLC/IC
No additional analytical or quality issues were noted, other than those described above or in the Definitions/ Glossary page.

Metals
Method 6010D: The method blank for preparation batch 705-68606 and analytical batch 705-69075 contained Sodium above the method detection limit. This target analyte concentration was less than the reporting limit (RL) in the method blank; therefore, re-extraction and/or re-analysis of samples was not performed.

No additional analytical or quality issues were noted, other than those described above or in the Definitions/ Glossary page.

General Chemistry
No additional analytical or quality issues were noted, other than those described above or in the Definitions/ Glossary page.

Client Sample Results

Client: Geosyntec Consultants Inc
Project/Site: Plant Bowen

Job ID: 705-37046-1

Client Sample ID: BOW-PT-02-WG-202507170800

Lab Sample ID: 705-37046-1

Date Collected: 07/17/25 08:00
Matrix: Water
Date Received: 07/17/25 12:10

Method: SW846 9056A - Anions, Ion Chromatography

Analyte	Result	Qualifier	RL	MDL	Unit	D	Prepared	Analyzed	Dil Fac
Chloride	180		50	49	mg/L			07/17/25 23:32	50
Sulfate	150		50	38	mg/L			07/17/25 23:32	50

Method: SW846 6010D - Metals (ICP)

Analyte	Result	Qualifier	RL	MDL	Unit	D	Prepared	Analyzed	Dil Fac
Boron	5.4		0.050	0.026	mg/L		07/18/25 08:03	07/18/25 17:56	1
Calcium	150		0.10	0.038	mg/L		07/18/25 08:03	07/18/25 17:56	1
Iron	ND		0.10	0.035	mg/L		07/18/25 08:03	07/18/25 17:56	1
Magnesium	27		0.10	0.036	mg/L		07/18/25 08:03	07/18/25 17:56	1
Potassium	6.5		0.50	0.32	mg/L		07/18/25 08:03	07/18/25 17:56	1
Sodium	58	B	1.0	0.039	mg/L		07/18/25 08:03	07/18/25 17:56	1

Method: SW846 6020B - Metals (ICP/MS) - Total Recoverable

Analyte	Result	Qualifier	RL	MDL	Unit	D	Prepared	Analyzed	Dil Fac
Cobalt	0.0056		0.0050	0.00041	mg/L		07/18/25 07:35	07/18/25 18:21	1
Molybdenum	0.057		0.0050	0.00069	mg/L		07/18/25 07:35	07/18/25 18:21	1

General Chemistry

Analyte	Result	Qualifier	RL	MDL	Unit	D	Prepared	Analyzed	Dil Fac
Bicarbonate Alkalinity (SM 2320B-2011)	250		3.0	3.0	mg/L			07/18/25 13:45	1
Total Alkalinity (SM 2320B-2011)	250		3.0	3.0	mg/L			07/18/25 13:45	1

Client Sample Results

Client: Geosyntec Consultants Inc
Project/Site: Plant Bowen

Job ID: 705-37046-1

Client Sample ID: BOW-PT-04-WG-202507170754

Lab Sample ID: 705-37046-2

Date Collected: 07/17/25 07:54
Matrix: Water
Date Received: 07/17/25 12:10

Method: SW846 9056A - Anions, Ion Chromatography

Analyte	Result	Qualifier	RL	MDL	Unit	D	Prepared	Analyzed	Dil Fac
Chloride	130		50	49	mg/L			07/17/25 23:43	50
Sulfate	100		50	38	mg/L			07/17/25 23:43	50

Method: SW846 6010D - Metals (ICP)

Analyte	Result	Qualifier	RL	MDL	Unit	D	Prepared	Analyzed	Dil Fac
Boron	4.4		0.050	0.026	mg/L		07/18/25 08:03	07/18/25 17:59	1
Calcium	100		0.10	0.038	mg/L		07/18/25 08:03	07/18/25 17:59	1
Iron	0.46		0.10	0.035	mg/L		07/18/25 08:03	07/18/25 17:59	1
Magnesium	22		0.10	0.036	mg/L		07/18/25 08:03	07/18/25 17:59	1
Potassium	5.8		0.50	0.32	mg/L		07/18/25 08:03	07/18/25 17:59	1
Sodium	77	B	1.0	0.039	mg/L		07/18/25 08:03	07/18/25 17:59	1

Method: SW846 6020B - Metals (ICP/MS) - Total Recoverable

Analyte	Result	Qualifier	RL	MDL	Unit	D	Prepared	Analyzed	Dil Fac
Cobalt	0.0028	J	0.0050	0.00041	mg/L		07/18/25 07:35	07/18/25 18:24	1
Molybdenum	0.046		0.0050	0.00069	mg/L		07/18/25 07:35	07/18/25 18:24	1

General Chemistry

Analyte	Result	Qualifier	RL	MDL	Unit	D	Prepared	Analyzed	Dil Fac
Bicarbonate Alkalinity (SM 2320B-2011)	270		3.0	3.0	mg/L			07/18/25 13:45	1
Total Alkalinity (SM 2320B-2011)	270		3.0	3.0	mg/L			07/18/25 13:45	1

Method Summary

Client: Geosyntec Consultants Inc
Project/Site: Plant Bowen

Job ID: 705-37046-1

Method	Method Description	Protocol	Laboratory
9056A	Anions, Ion Chromatography	SW846	EET ATL
6010D	Metals (ICP)	SW846	EET ATL
6020B	Metals (ICP/MS)	SW846	EET ATL
2320B-2011	Alkalinity, Total	SM	EET ATL
3005A	Preparation, Total Recoverable or Dissolved Metals	SW846	EET ATL
3010A	Preparation, Total Metals	SW846	EET ATL

Protocol References:

SM = "Standard Methods For The Examination Of Water And Wastewater"

SW846 = "Test Methods For Evaluating Solid Waste, Physical/Chemical Methods", Third Edition, November 1986 And Its Updates.

Laboratory References:

EET ATL = Eurofins Atlanta, 3080 Presidential Dr, Atlanta, GA 30340, TEL (770)457-8177

QC Sample Results

Client: Geosyntec Consultants Inc
Project/Site: Plant Bowen

Job ID: 705-37046-1

Method: 9056A - Anions, Ion Chromatography

Lab Sample ID: MB 705-68420/104 — **Client Sample ID: Method Blank**
Matrix: Water — **Prep Type: Total/NA**
Analysis Batch: 68420

Analyte	MB Result	MB Qualifier	RL	MDL	Unit	D	Prepared	Analyzed	Dil Fac
Chloride	ND		1.0	0.98	mg/L			07/17/25 20:40	1
Sulfate	ND		1.0	0.77	mg/L			07/17/25 20:40	1

Lab Sample ID: LCS 705-68420/105 — **Client Sample ID: Lab Control Sample**
Matrix: Water — **Prep Type: Total/NA**
Analysis Batch: 68420

Analyte	Spike Added	LCS Result	LCS Qualifier	Unit	D	%Rec	%Rec Limits
Chloride	10.0	9.22		mg/L		92	90 - 110
Sulfate	25.0	23.6		mg/L		95	90 - 110

Lab Sample ID: 705-36941-B-1 MS — **Client Sample ID: Matrix Spike**
Matrix: Water — **Prep Type: Total/NA**
Analysis Batch: 68420

Analyte	Sample Result	Sample Qualifier	Spike Added	MS Result	MS Qualifier	Unit	D	%Rec	%Rec Limits
Chloride	0.99	J F1	10.0	9.99		mg/L		90	90 - 110
Sulfate	1.3		25.0	25.5		mg/L		97	90 - 110

Lab Sample ID: 705-36941-B-1 MSD — **Client Sample ID: Matrix Spike Duplicate**
Matrix: Water — **Prep Type: Total/NA**
Analysis Batch: 68420

Analyte	Sample Result	Sample Qualifier	Spike Added	MSD Result	MSD Qualifier	Unit	D	%Rec	%Rec Limits	RPD	RPD Limit
Chloride	0.99	J F1	10.0	9.91	F1	mg/L		89	90 - 110	1	15
Sulfate	1.3		25.0	25.9		mg/L		98	90 - 110	2	15

Method: 6010D - Metals (ICP)

Lab Sample ID: MB 705-68606/1-A — **Client Sample ID: Method Blank**
Matrix: Water — **Prep Type: Total/NA**
Analysis Batch: 69075 — **Prep Batch: 68606**

Analyte	MB Result	MB Qualifier	RL	MDL	Unit	D	Prepared	Analyzed	Dil Fac
Boron	ND		0.050	0.026	mg/L		07/18/25 08:03	07/18/25 17:21	1
Calcium	ND		0.10	0.038	mg/L		07/18/25 08:03	07/18/25 17:21	1
Iron	ND		0.10	0.035	mg/L		07/18/25 08:03	07/18/25 17:21	1
Magnesium	ND		0.10	0.036	mg/L		07/18/25 08:03	07/18/25 17:21	1
Potassium	ND		0.50	0.32	mg/L		07/18/25 08:03	07/18/25 17:21	1
Sodium	0.170	J	1.0	0.039	mg/L		07/18/25 08:03	07/18/25 17:21	1

Lab Sample ID: LCS 705-68606/2-A — **Client Sample ID: Lab Control Sample**
Matrix: Water — **Prep Type: Total/NA**
Analysis Batch: 69075 — **Prep Batch: 68606**

Analyte	Spike Added	LCS Result	LCS Qualifier	Unit	D	%Rec	%Rec Limits
Boron	1.00	0.958		mg/L		96	80 - 120
Calcium	10.0	10.0		mg/L		100	80 - 120
Iron	10.0	10.6		mg/L		106	80 - 120
Magnesium	10.0	9.86		mg/L		99	80 - 120

Method: 6010D - Metals (ICP) (Continued)

Lab Sample ID: LCS 705-68606/2-A — **Client Sample ID: Lab Control Sample**
Matrix: Water — **Prep Type: Total/NA**
Analysis Batch: 69075 — **Prep Batch: 68606**

Analyte	Spike Added	LCS Result	LCS Qualifier	Unit	D	%Rec	%Rec Limits
Potassium	10.0	10.1		mg/L		101	80 - 120
Sodium	10.0	10.8		mg/L		108	80 - 120

Lab Sample ID: 705-37008-B-1-B MS — **Client Sample ID: Matrix Spike**
Matrix: Water — **Prep Type: Total/NA**
Analysis Batch: 69075 — **Prep Batch: 68606**

Analyte	Sample Result	Sample Qualifier	Spike Added	MS Result	MS Qualifier	Unit	D	%Rec	%Rec Limits
Boron	0.032	J	1.00	0.954		mg/L		92	75 - 125
Calcium	530	E	10.0	537	E 4	mg/L		87	75 - 125
Iron	79		10.0	86.2	4	mg/L		73	75 - 125
Magnesium	150		10.0	157	4	mg/L		93	75 - 125
Potassium	11		10.0	22.3		mg/L		113	75 - 125
Sodium	15	B	10.0	26.1		mg/L		110	75 - 125

Lab Sample ID: 705-37008-B-1-B MS ^20 — **Client Sample ID: Matrix Spike**
Matrix: Water — **Prep Type: Total/NA**
Analysis Batch: 69186 — **Prep Batch: 68606**

Analyte	Sample Result	Sample Qualifier	Spike Added	MS Result	MS Qualifier	Unit	D	%Rec	%Rec Limits
Calcium	590		10.0	618	4	mg/L		273	75 - 125
Iron	99		10.0	113	4	mg/L		134	75 - 125

Lab Sample ID: 705-37008-B-1-C MSD — **Client Sample ID: Matrix Spike Duplicate**
Matrix: Water — **Prep Type: Total/NA**
Analysis Batch: 69075 — **Prep Batch: 68606**

Analyte	Sample Result	Sample Qualifier	Spike Added	MSD Result	MSD Qualifier	Unit	D	%Rec	%Rec Limits	RPD	RPD Limit
Boron	0.032	J	1.00	0.949		mg/L		92	75 - 125	1	20
Calcium	530	E	10.0	534	E 4	mg/L		59	75 - 125	1	20
Iron	79		10.0	85.8	4	mg/L		70	75 - 125	0	20
Magnesium	150		10.0	156	4	mg/L		83	75 - 125	1	20
Potassium	11		10.0	22.2		mg/L		112	75 - 125	1	20
Sodium	15	B	10.0	26.1		mg/L		109	75 - 125	0	20

Lab Sample ID: 705-37008-B-1-C MSD ^20 — **Client Sample ID: Matrix Spike Duplicate**
Matrix: Water — **Prep Type: Total/NA**
Analysis Batch: 69186 — **Prep Batch: 68606**

Analyte	Sample Result	Sample Qualifier	Spike Added	MSD Result	MSD Qualifier	Unit	D	%Rec	%Rec Limits	RPD	RPD Limit
Calcium	590		10.0	609	4	mg/L		179	75 - 125	2	20
Iron	99		10.0	111	4	mg/L		118	75 - 125	1	20

QC Sample Results

Client: Geosyntec Consultants Inc
Project/Site: Plant Bowen

Job ID: 705-37046-1

Method: 6020B - Metals (ICP/MS)

Lab Sample ID: MB 705-68601/1-A
Matrix: Water
Analysis Batch: 69136

Client Sample ID: Method Blank
Prep Type: Total Recoverable
Prep Batch: 68601

Analyte	MB Result	MB Qualifier	RL	MDL	Unit	D	Prepared	Analyzed	Dil Fac
Cobalt	ND		0.0050	0.00041	mg/L		07/18/25 07:35	07/18/25 17:47	1
Molybdenum	ND		0.0050	0.00069	mg/L		07/18/25 07:35	07/18/25 17:47	1

Lab Sample ID: LCS 705-68601/2-A
Matrix: Water
Analysis Batch: 69136

Client Sample ID: Lab Control Sample
Prep Type: Total Recoverable
Prep Batch: 68601

Analyte	Spike Added	LCS Result	LCS Qualifier	Unit	D	%Rec	%Rec Limits
Cobalt	0.100	0.0992		mg/L		99	80 - 120
Molybdenum	0.100	0.104		mg/L		104	80 - 120

Lab Sample ID: 705-37047-B-1-B MS
Matrix: Water
Analysis Batch: 69136

Client Sample ID: Matrix Spike
Prep Type: Total Recoverable
Prep Batch: 68601

Analyte	Sample Result	Sample Qualifier	Spike Added	MS Result	MS Qualifier	Unit	D	%Rec	%Rec Limits
Cobalt	0.0024	J	0.100	0.100		mg/L		98	75 - 125
Molybdenum	0.062		0.100	0.168		mg/L		106	75 - 125

Lab Sample ID: 705-37047-B-1-C MSD
Matrix: Water
Analysis Batch: 69136

Client Sample ID: Matrix Spike Duplicate
Prep Type: Total Recoverable
Prep Batch: 68601

Analyte	Sample Result	Sample Qualifier	Spike Added	MSD Result	MSD Qualifier	Unit	D	%Rec	%Rec Limits	RPD	RPD Limit
Cobalt	0.0024	J	0.100	0.0977		mg/L		95	75 - 125	3	20
Molybdenum	0.062		0.100	0.167		mg/L		105	75 - 125	1	20

Method: 2320B-2011 - Alkalinity, Total

Lab Sample ID: LCS 705-68788/1
Matrix: Water
Analysis Batch: 68788

Client Sample ID: Lab Control Sample
Prep Type: Total/NA

Analyte	Spike Added	LCS Result	LCS Qualifier	Unit	D	%Rec	%Rec Limits
Bicarbonate Alkalinity	125	124		mg/L		100	90 - 110
Total Alkalinity	125	124		mg/L		100	90 - 110

Lab Sample ID: 705-37008-C-1 DU
Matrix: Water
Analysis Batch: 68788

Client Sample ID: Duplicate
Prep Type: Total/NA

Analyte	Sample Result	Sample Qualifier	DU Result	DU Qualifier	Unit	D	RPD	RPD Limit
Bicarbonate Alkalinity	87		84.1		mg/L		4	30
Total Alkalinity	87		84.1		mg/L		4	30

QC Association Summary

Client: Geosyntec Consultants Inc
Project/Site: Plant Bowen

Job ID: 705-37046-1

HPLC/IC

Analysis Batch: 68420

Lab Sample ID	Client Sample ID	Prep Type	Matrix	Method	Prep Batch
705-37046-1	BOW-PT-02-WG-202507170800	Total/NA	Water	9056A	
705-37046-2	BOW-PT-04-WG-202507170754	Total/NA	Water	9056A	
MB 705-68420/104	Method Blank	Total/NA	Water	9056A	
LCS 705-68420/105	Lab Control Sample	Total/NA	Water	9056A	
705-36941-B-1 MS	Matrix Spike	Total/NA	Water	9056A	
705-36941-B-1 MSD	Matrix Spike Duplicate	Total/NA	Water	9056A	

Metals

Prep Batch: 68601

Lab Sample ID	Client Sample ID	Prep Type	Matrix	Method	Prep Batch
705-37046-1	BOW-PT-02-WG-202507170800	Total Recoverable	Water	3005A	
705-37046-2	BOW-PT-04-WG-202507170754	Total Recoverable	Water	3005A	
MB 705-68601/1-A	Method Blank	Total Recoverable	Water	3005A	
LCS 705-68601/2-A	Lab Control Sample	Total Recoverable	Water	3005A	
705-37047-B-1-B MS	Matrix Spike	Total Recoverable	Water	3005A	
705-37047-B-1-C MSD	Matrix Spike Duplicate	Total Recoverable	Water	3005A	

Prep Batch: 68606

Lab Sample ID	Client Sample ID	Prep Type	Matrix	Method	Prep Batch
705-37046-1	BOW-PT-02-WG-202507170800	Total/NA	Water	3010A	
705-37046-2	BOW-PT-04-WG-202507170754	Total/NA	Water	3010A	
MB 705-68606/1-A	Method Blank	Total/NA	Water	3010A	
LCS 705-68606/2-A	Lab Control Sample	Total/NA	Water	3010A	
705-37008-B-1-B MS	Matrix Spike	Total/NA	Water	3010A	
705-37008-B-1-B MS ^20	Matrix Spike	Total/NA	Water	3010A	
705-37008-B-1-C MSD	Matrix Spike Duplicate	Total/NA	Water	3010A	
705-37008-B-1-C MSD ^20	Matrix Spike Duplicate	Total/NA	Water	3010A	

Analysis Batch: 69075

Lab Sample ID	Client Sample ID	Prep Type	Matrix	Method	Prep Batch
705-37046-1	BOW-PT-02-WG-202507170800	Total/NA	Water	6010D	68606
705-37046-2	BOW-PT-04-WG-202507170754	Total/NA	Water	6010D	68606
MB 705-68606/1-A	Method Blank	Total/NA	Water	6010D	68606
LCS 705-68606/2-A	Lab Control Sample	Total/NA	Water	6010D	68606
705-37008-B-1-B MS	Matrix Spike	Total/NA	Water	6010D	68606
705-37008-B-1-C MSD	Matrix Spike Duplicate	Total/NA	Water	6010D	68606

Analysis Batch: 69136

Lab Sample ID	Client Sample ID	Prep Type	Matrix	Method	Prep Batch
705-37046-1	BOW-PT-02-WG-202507170800	Total Recoverable	Water	6020B	68601
705-37046-2	BOW-PT-04-WG-202507170754	Total Recoverable	Water	6020B	68601
MB 705-68601/1-A	Method Blank	Total Recoverable	Water	6020B	68601
LCS 705-68601/2-A	Lab Control Sample	Total Recoverable	Water	6020B	68601
705-37047-B-1-B MS	Matrix Spike	Total Recoverable	Water	6020B	68601
705-37047-B-1-C MSD	Matrix Spike Duplicate	Total Recoverable	Water	6020B	68601

Analysis Batch: 69186

Lab Sample ID	Client Sample ID	Prep Type	Matrix	Method	Prep Batch
705-37008-B-1-B MS ^20	Matrix Spike	Total/NA	Water	6010D	68606
705-37008-B-1-C MSD ^20	Matrix Spike Duplicate	Total/NA	Water	6010D	68606

QC Association Summary

Client: Geosyntec Consultants Inc
Project/Site: Plant Bowen

Job ID: 705-37046-1

General Chemistry

Analysis Batch: 68788

Lab Sample ID	Client Sample ID	Prep Type	Matrix	Method	Prep Batch
705-37046-1	BOW-PT-02-WG-202507170800	Total/NA	Water	2320B-2011	
705-37046-2	BOW-PT-04-WG-202507170754	Total/NA	Water	2320B-2011	
LCS 705-68788/1	Lab Control Sample	Total/NA	Water	2320B-2011	
705-37008-C-1 DU	Duplicate	Total/NA	Water	2320B-2011	

Lab Chronicle

Client: Geosyntec Consultants Inc
Project/Site: Plant Bowen

Job ID: 705-37046-1

Client Sample ID: BOW-PT-02-WG-202507170800

Lab Sample ID: 705-37046-1
Date Collected: 07/17/25 08:00
Matrix: Water
Date Received: 07/17/25 12:10

Prep Type	Batch Type	Batch Method	Run	Dilution Factor	Batch Number	Analyst	Lab	Prepared or Analyzed
Total/NA	Analysis	9056A		50	68420	MS	EET ATL	07/17/25 23:32
Total/NA	Prep	3010A			68606	SA	EET ATL	07/18/25 08:03
Total/NA	Analysis	6010D		1	69075	DAB	EET ATL	07/18/25 17:56
Total Recoverable	Prep	3005A			68601	SA	EET ATL	07/18/25 07:35
Total Recoverable	Analysis	6020B		1	69136	MD	EET ATL	07/18/25 18:21
Total/NA	Analysis	2320B-2011		1	68788	AH	EET ATL	07/18/25 13:45

Client Sample ID: BOW-PT-04-WG-202507170754

Lab Sample ID: 705-37046-2
Date Collected: 07/17/25 07:54
Matrix: Water
Date Received: 07/17/25 12:10

Prep Type	Batch Type	Batch Method	Run	Dilution Factor	Batch Number	Analyst	Lab	Prepared or Analyzed
Total/NA	Analysis	9056A		50	68420	MS	EET ATL	07/17/25 23:43
Total/NA	Prep	3010A			68606	SA	EET ATL	07/18/25 08:03
Total/NA	Analysis	6010D		1	69075	DAB	EET ATL	07/18/25 17:59
Total Recoverable	Prep	3005A			68601	SA	EET ATL	07/18/25 07:35
Total Recoverable	Analysis	6020B		1	69136	MD	EET ATL	07/18/25 18:24
Total/NA	Analysis	2320B-2011		1	68788	AH	EET ATL	07/18/25 13:45

Laboratory References:

EET ATL = Eurofins Atlanta, 3080 Presidential Dr, Atlanta, GA 30340, TEL (770)457-8177

Accreditation/Certification Summary

Client: Geosyntec Consultants Inc
Project/Site: Plant Bowen

Job ID: 705-37046-1

Laboratory: Eurofins Atlanta

The accreditations/certifications listed below are applicable to this report.

Authority	Program	Identification Number	Expiration Date
Florida	NELAP	E87582	06-30-26

eurofins | Environment Testing

ANALYTICAL REPORT

PREPARED FOR

Attn: Marty Crook
Geosyntec Consultants Inc
1255 Roberts Blvd. NW
Suite 200
Kennesaw, Georgia 30144

Generated 12/11/2025 8:06:16 AM Revision 1

JOB DESCRIPTION

Plant Bowen

JOB NUMBER

705-37047-1

Eurofins Atlanta
3080 Presidential Dr
Atlanta GA 30340

See page two for job notes and contact information.

my EOL

Eurofins Atlanta

Job Notes

The test results in this report relate only to the samples as received by the laboratory and will meet all requirements of the methodology, with any exceptions noted. This report shall not be reproduced except in full, without the express written approval of the laboratory. All questions should be directed to the Eurofins Environment Testing Southeast, LLC Project Manager.

Authorization

Generated
12/11/2025 8:06:16 AM
Revision 1

Authorized for release by
David Fuller, Project Manager
David.Fuller@et.eurofinsus.com
(770)344-8986

Table of Contents

Cover Page 1
Table of Contents 3
Sample Summary 4
Chain of Custody 5
Receipt Checklists 6
Definitions/Glossary 7
Case Narrative 8
Client Sample Results 9
Method Summary 11
QC Sample Results 12
QC Association Summary 15
Lab Chronicle 17
Certification Summary 18

Sample Summary

Client: Geosyntec Consultants Inc
Project/Site: Plant Bowen

Job ID: 705-37047-1

Lab Sample ID	Client Sample ID	Matrix	Collected	Received	Sample Origin
705-37047-1	BOW-PT-02-WG-202507161540	Water	07/16/25 15:40	07/17/25 12:10	Georgia
705-37047-2	BOW-PT-04-WG-202507161550	Water	07/16/25 15:50	07/17/25 12:10	Georgia

Eurofins Atlanta
3080 Presidential Dr
Atlanta, GA 30340
Phone (770) 457-8177

Chain of Custody Record

eurofins | Environment Testing America

Client Information	Sampler: A. Tomlinson	Lab PM: Fuller, David	Carrier Tracking No(s):	COC No:
Client Contact: Marty Crook	Phone: 470-636-4740	E-Mail: David.Fuller@et.eurofinsus.com	State of Origin: GA	Page: Page 1 of 1
Company: Geosyntec Consultants, Inc.	PWSID:			Job #:
Address: 1255 Roberts Blvd, NW Suite 200	Due Date Requested:			
City: Kennesaw	TAT Requested (days): 2-day TAT			
State, Zip: GA, 30144	Compliance Project: Δ Yes Δ No			
Phone: 678-202-9500(Tel) 678-202-9501(Fax)	Lab Project #: 70504433			
Email: Martin.Crook@geosyntec.com	Lab PO #: _____ / Task 100			
Project Name: Plant Bowen	Project #: GW6581H			
Site:	WO#:			

Analysis Requested

Preservation Codes:
A - HCL, B - NaOH, C - Zn Acetate, D - Nitric Acid, E - NaHSO4, F - MeOH, G - Amchlor, H - Ascorbic Acid, I - Ice, J - DI Water, K - EDTA, L - EDA
M - Hexane, N - None, O - AsNaO2, P - Na2O4S, Q - Na2SO3, R - Na2S2O3, S - H2SO4, T - TSP Dodecahydrate, U - Acetone, V - MCAA, W - pH 4-5, Y - Trizma, Z - other (specify)
Other:

Sample Identification	Sample Date	Sample Time	Sample Type (C=comp, G=grab)	Matrix (W=water, S=solid, O=waste/oil, BT=Tissue, A=Air)	Field Filtered Sample (Yes or No)	Perform MS/MSD (Yes or No)	2320B - Alkalinity	9056A_ORGFM_28D - Chloride & Sulfate	6010D - Select 6 ICP Metals (B, Ca, Fe, Mg, K, Na)	6020B - Cobalt & Molybdenum	Total Number of containers	Special Instructions/Note:
			Preservation Code:				N	N	D	D		
BOW-PT-02	7/16/25	1540	G	WG	N	N	X	X	X	X	2	
BOW-PT-04	7/16/25	1550	G	WG	N	N	X	X	X	X	2	

705-37047 COC

Possible Hazard Identification
☐ Non-Hazard ☐ Flammable ☐ Skin Irritant ☐ Poison B ☐ Unknown ☐ Radiological

Sample Disposal (A fee may be assessed if samples are retained longer than 1 month)
☐ Return To Client ☐ Disposal By Lab ☐ Archive For _____ Months

Deliverable Requested: I, II, III, IV, Other (specify)

Special Instructions/QC Requirements: **Task Code: BOW-CCR-CA-20250716**

Empty Kit Relinquished by: | Date: | Time: | Method of Shipment:

Relinquished by:	Date/Time:	Company	Received by:	Date/Time:	Company
[signature]	7/17/2025 1015	Geosyntec	Kathi Cobb	7/17/25 10:15	Geosyntec
Kathi Cobb	7/17/25 11:30	Geosyntec	[signature]	7/17/25 11:30	Eurofins
[signature]	7/17/25 12:10	Eurofins	[signature]	7.17.25 1210	

Custody Seals Intact: Δ Yes Δ No | Custody Seal No.: | Cooler Temperature(s) °C and Other Remarks: 2.9 # 2665

Ver: 01/16/2019

Login Sample Receipt Checklist

Client: Geosyntec Consultants Inc

Job Number: 705-37047-1

Login Number: 37047
List Number: 1
Creator: Torres, Dominique

List Source: Eurofins Atlanta

Question	Answer	Comment
The cooler's custody seal, if present, is intact.	True	
The cooler does not appear to have been compromised or tampered with.	True	
Samples were received on ice.	True	
Cooler Temperature is acceptable.	True	
Cooler Temperature is recorded.	True	
COC present.	True	
COC is filled out in ink and legible.	True	
COC is filled out with all pertinent information.	True	
Sample custody seals, if present, are intact.	True	
Sample collection date/times are provided.	True	
The samples do not appear to have been compromised or tampered with.	True	
Containers are not broken or leaking.	True	
There are no discrepancies between the containers received and the COC.	True	
Sample containers have legible labels.	True	
Appropriate sample containers were rec'd and sufficient volume for all analyses.	True	
Samples are received within Holding Time (excluding tests with immediate HTs).	True	
Containers requiring zero headspace have no headspace or bubble is <6mm (1/4").	True	
Is there sufficient air space in bottle for bacteriological analysis.	True	

Definitions/Glossary

Client: Geosyntec Consultants Inc
Project/Site: Plant Bowen

Job ID: 705-37047-1

Qualifiers

HPLC/IC

Qualifier	Qualifier Description
F1	MS and/or MSD recovery exceeds control limits.

Metals

Qualifier	Qualifier Description
4	MS, MSD: The analyte present in the original sample is greater than 4 times the matrix spike concentration; therefore, control limits are not applicable.
B	Compound was found in the blank and sample.
E	Result exceeded calibration range.
J	Result is less than the RL but greater than or equal to the MDL and the concentration is an approximate value.

Glossary

Abbreviation	These commonly used abbreviations may or may not be present in this report.
☼	Listed under the "D" column to designate that the result is reported on a dry weight basis
%R	Percent Recovery
CFL	Contains Free Liquid
CFU	Colony Forming Unit
CNF	Contains No Free Liquid
DER	Duplicate Error Ratio (normalized absolute difference)
Dil Fac	Dilution Factor
DL	Detection Limit (DoD/DOE)
DL, RA, RE, IN	Indicates a Dilution, Re-analysis, Re-extraction, or additional Initial metals/anion analysis of the sample
DLC	Decision Level Concentration (Radiochemistry)
EDL	Estimated Detection Limit (Dioxin)
LOD	Limit of Detection (DoD/DOE)
LOQ	Limit of Quantitation (DoD/DOE)
MCL	EPA recommended "Maximum Contaminant Level"
MDA	Minimum Detectable Activity (Radiochemistry)
MDC	Minimum Detectable Concentration (Radiochemistry)
MDL	Method Detection Limit
ML	Minimum Level (Dioxin)
MPN	Most Probable Number
MQL	Method Quantitation Limit
NC	Not Calculated
ND	Not Detected at the reporting limit (or MDL or EDL if shown)
NEG	Negative / Absent
POS	Positive / Present
PQL	Practical Quantitation Limit
PRES	Presumptive
QC	Quality Control
RER	Relative Error Ratio (Radiochemistry)
RL	Reporting Limit or Requested Limit (Radiochemistry)
RPD	Relative Percent Difference, a measure of the relative difference between two points
TEF	Toxicity Equivalent Factor (Dioxin)
TEQ	Toxicity Equivalent Quotient (Dioxin)
TNTC	Too Numerous To Count

Job Narrative
705-37047-1

Revision 1
The report being provided is a revision of the original report sent on 7/21/2025. The report is being revised in order to include a narrative comment below about the B qualifier flags for Sodium.

Analytical test results meet all requirements of the associated regulatory program listed on the Accreditation/Certification Summary Page unless otherwise noted under the individual analysis. Data qualifiers and/or narrative comments are included to explain any exceptions, if applicable.

- Matrix QC may not be reported if insufficient sample is provided or site-specific QC samples were not submitted. In these situations, to demonstrate precision and accuracy at a batch level, a LCS/LCSD may be performed, unless otherwise specified in the method.
- Surrogate and/or isotope dilution analyte recoveries (if applicable) which are outside of the QC window are confirmed unless attributed to a dilution or otherwise noted in the narrative.

Receipt
The samples were received on 7/17/2025 12:10 PM. Unless otherwise noted below, the samples arrived in good condition, and, where required, properly preserved and on ice. The temperature of the cooler at receipt time was 2.9°C.

HPLC/IC
No additional analytical or quality issues were noted, other than those described above or in the Definitions/ Glossary page.

Metals
Method 6010D: The method blank for preparation batch 705-68606 and analytical batch 705-69075 contained Sodium above the method detection limit. This target analyte concentration was less than the reporting limit (RL) in the method blank; therefore, re-extraction and/or re-analysis of samples was not performed.

No additional analytical or quality issues were noted, other than those described above or in the Definitions/ Glossary page.

General Chemistry
No additional analytical or quality issues were noted, other than those described above or in the Definitions/ Glossary page.

Client Sample Results

Client: Geosyntec Consultants Inc
Project/Site: Plant Bowen

Job ID: 705-37047-1

Client Sample ID: BOW-PT-02-WG-202507161540

Lab Sample ID: 705-37047-1

Date Collected: 07/16/25 15:40
Matrix: Water
Date Received: 07/17/25 12:10

Method: SW846 9056A - Anions, Ion Chromatography

Analyte	Result	Qualifier	RL	MDL	Unit	D	Prepared	Analyzed	Dil Fac
Chloride	130		50	49	mg/L			07/17/25 23:08	50
Sulfate	100		50	38	mg/L			07/17/25 23:08	50

Method: SW846 6010D - Metals (ICP)

Analyte	Result	Qualifier	RL	MDL	Unit	D	Prepared	Analyzed	Dil Fac
Boron	3.5		0.050	0.026	mg/L		07/18/25 08:03	07/18/25 17:53	1
Calcium	100		0.10	0.038	mg/L		07/18/25 08:03	07/18/25 17:53	1
Iron	ND		0.10	0.035	mg/L		07/18/25 08:03	07/18/25 17:53	1
Magnesium	18		0.10	0.036	mg/L		07/18/25 08:03	07/18/25 17:53	1
Potassium	5.4		0.50	0.32	mg/L		07/18/25 08:03	07/18/25 17:53	1
Sodium	78	B	1.0	0.039	mg/L		07/18/25 08:03	07/18/25 17:53	1

Method: SW846 6020B - Metals (ICP/MS) - Total Recoverable

Analyte	Result	Qualifier	RL	MDL	Unit	D	Prepared	Analyzed	Dil Fac
Cobalt	0.0024	J	0.0050	0.00041	mg/L		07/18/25 07:35	07/18/25 17:52	1
Molybdenum	0.062		0.0050	0.00069	mg/L		07/18/25 07:35	07/18/25 17:52	1

General Chemistry

Analyte	Result	Qualifier	RL	MDL	Unit	D	Prepared	Analyzed	Dil Fac
Bicarbonate Alkalinity (SM 2320B-2011)	290		3.0	3.0	mg/L			07/18/25 13:45	1
Total Alkalinity (SM 2320B-2011)	290		3.0	3.0	mg/L			07/18/25 13:45	1

Client Sample Results

Client: Geosyntec Consultants Inc
Project/Site: Plant Bowen

Job ID: 705-37047-1

Client Sample ID: BOW-PT-04-WG-202507161550

Lab Sample ID: 705-37047-2

Date Collected: 07/16/25 15:50
Matrix: Water
Date Received: 07/17/25 12:10

Method: SW846 9056A - Anions, Ion Chromatography

Analyte	Result	Qualifier	RL	MDL	Unit	D	Prepared	Analyzed	Dil Fac
Chloride	100		50	49	mg/L			07/17/25 23:19	50
Sulfate	81		50	38	mg/L			07/17/25 23:19	50

Method: SW846 6010D - Metals (ICP)

Analyte	Result	Qualifier	RL	MDL	Unit	D	Prepared	Analyzed	Dil Fac
Boron	3.4		0.050	0.026	mg/L		07/18/25 08:03	07/18/25 17:50	1
Calcium	84		0.10	0.038	mg/L		07/18/25 08:03	07/18/25 17:50	1
Iron	0.51		0.10	0.035	mg/L		07/18/25 08:03	07/18/25 17:50	1
Magnesium	17		0.10	0.036	mg/L		07/18/25 08:03	07/18/25 17:50	1
Potassium	5.0		0.50	0.32	mg/L		07/18/25 08:03	07/18/25 17:50	1
Sodium	79	B	1.0	0.039	mg/L		07/18/25 08:03	07/18/25 17:50	1

Method: SW846 6020B - Metals (ICP/MS) - Total Recoverable

Analyte	Result	Qualifier	RL	MDL	Unit	D	Prepared	Analyzed	Dil Fac
Cobalt	0.0025	J	0.0050	0.00041	mg/L		07/18/25 07:35	07/18/25 18:19	1
Molybdenum	0.040		0.0050	0.00069	mg/L		07/18/25 07:35	07/18/25 18:19	1

General Chemistry

Analyte	Result	Qualifier	RL	MDL	Unit	D	Prepared	Analyzed	Dil Fac
Bicarbonate Alkalinity (SM 2320B-2011)	290		3.0	3.0	mg/L			07/18/25 13:45	1
Total Alkalinity (SM 2320B-2011)	290		3.0	3.0	mg/L			07/18/25 13:45	1

Method Summary

Client: Geosyntec Consultants Inc
Project/Site: Plant Bowen

Job ID: 705-37047-1

Method	Method Description	Protocol	Laboratory
9056A	Anions, Ion Chromatography	SW846	EET ATL
6010D	Metals (ICP)	SW846	EET ATL
6020B	Metals (ICP/MS)	SW846	EET ATL
2320B-2011	Alkalinity, Total	SM	EET ATL
3005A	Preparation, Total Recoverable or Dissolved Metals	SW846	EET ATL
3010A	Preparation, Total Metals	SW846	EET ATL

Protocol References:

SM = "Standard Methods For The Examination Of Water And Wastewater"

SW846 = "Test Methods For Evaluating Solid Waste, Physical/Chemical Methods", Third Edition, November 1986 And Its Updates.

Laboratory References:

EET ATL = Eurofins Atlanta, 3080 Presidential Dr, Atlanta, GA 30340, TEL (770)457-8177

QC Sample Results

Client: Geosyntec Consultants Inc
Project/Site: Plant Bowen

Job ID: 705-37047-1

Method: 9056A - Anions, Ion Chromatography

Lab Sample ID: MB 705-68420/104 — **Client Sample ID: Method Blank**
Matrix: Water — **Prep Type: Total/NA**
Analysis Batch: 68420

Analyte	MB Result	MB Qualifier	RL	MDL	Unit	D	Prepared	Analyzed	Dil Fac
Chloride	ND		1.0	0.98	mg/L			07/17/25 20:40	1
Sulfate	ND		1.0	0.77	mg/L			07/17/25 20:40	1

Lab Sample ID: LCS 705-68420/105 — **Client Sample ID: Lab Control Sample**
Matrix: Water — **Prep Type: Total/NA**
Analysis Batch: 68420

Analyte	Spike Added	LCS Result	LCS Qualifier	Unit	D	%Rec	%Rec Limits
Chloride	10.0	9.22		mg/L		92	90 - 110
Sulfate	25.0	23.6		mg/L		95	90 - 110

Lab Sample ID: 705-36941-B-1 MS — **Client Sample ID: Matrix Spike**
Matrix: Water — **Prep Type: Total/NA**
Analysis Batch: 68420

Analyte	Sample Result	Sample Qualifier	Spike Added	MS Result	MS Qualifier	Unit	D	%Rec	%Rec Limits
Chloride	0.99	J F1	10.0	9.99		mg/L		90	90 - 110
Sulfate	1.3		25.0	25.5		mg/L		97	90 - 110

Lab Sample ID: 705-36941-B-1 MSD — **Client Sample ID: Matrix Spike Duplicate**
Matrix: Water — **Prep Type: Total/NA**
Analysis Batch: 68420

Analyte	Sample Result	Sample Qualifier	Spike Added	MSD Result	MSD Qualifier	Unit	D	%Rec	%Rec Limits	RPD	RPD Limit
Chloride	0.99	J F1	10.0	9.91	F1	mg/L		89	90 - 110	1	15
Sulfate	1.3		25.0	25.9		mg/L		98	90 - 110	2	15

Method: 6010D - Metals (ICP)

Lab Sample ID: MB 705-68606/1-A — **Client Sample ID: Method Blank**
Matrix: Water — **Prep Type: Total/NA**
Analysis Batch: 69075 — **Prep Batch: 68606**

Analyte	MB Result	MB Qualifier	RL	MDL	Unit	D	Prepared	Analyzed	Dil Fac
Boron	ND		0.050	0.026	mg/L		07/18/25 08:03	07/18/25 17:21	1
Calcium	ND		0.10	0.038	mg/L		07/18/25 08:03	07/18/25 17:21	1
Iron	ND		0.10	0.035	mg/L		07/18/25 08:03	07/18/25 17:21	1
Magnesium	ND		0.10	0.036	mg/L		07/18/25 08:03	07/18/25 17:21	1
Potassium	ND		0.50	0.32	mg/L		07/18/25 08:03	07/18/25 17:21	1
Sodium	0.170	J	1.0	0.039	mg/L		07/18/25 08:03	07/18/25 17:21	1

Lab Sample ID: LCS 705-68606/2-A — **Client Sample ID: Lab Control Sample**
Matrix: Water — **Prep Type: Total/NA**
Analysis Batch: 69075 — **Prep Batch: 68606**

Analyte	Spike Added	LCS Result	LCS Qualifier	Unit	D	%Rec	%Rec Limits
Boron	1.00	0.958		mg/L		96	80 - 120
Calcium	10.0	10.0		mg/L		100	80 - 120
Iron	10.0	10.6		mg/L		106	80 - 120
Magnesium	10.0	9.86		mg/L		99	80 - 120

Method: 6010D - Metals (ICP) (Continued)

Lab Sample ID: LCS 705-68606/2-A — **Client Sample ID: Lab Control Sample**
Matrix: Water — **Prep Type: Total/NA**
Analysis Batch: 69075 — **Prep Batch: 68606**

Analyte	Spike Added	LCS Result	LCS Qualifier	Unit	D	%Rec	%Rec Limits
Potassium	10.0	10.1		mg/L		101	80 - 120
Sodium	10.0	10.8		mg/L		108	80 - 120

Lab Sample ID: 705-37008-B-1-B MS — **Client Sample ID: Matrix Spike**
Matrix: Water — **Prep Type: Total/NA**
Analysis Batch: 69075 — **Prep Batch: 68606**

Analyte	Sample Result	Sample Qualifier	Spike Added	MS Result	MS Qualifier	Unit	D	%Rec	%Rec Limits
Boron	0.032	J	1.00	0.954		mg/L		92	75 - 125
Calcium	530	E	10.0	537	E 4	mg/L		87	75 - 125
Iron	79		10.0	86.2	4	mg/L		73	75 - 125
Magnesium	150		10.0	157	4	mg/L		93	75 - 125
Potassium	11		10.0	22.3		mg/L		113	75 - 125
Sodium	15	B	10.0	26.1		mg/L		110	75 - 125

Lab Sample ID: 705-37008-B-1-B MS ^20 — **Client Sample ID: Matrix Spike**
Matrix: Water — **Prep Type: Total/NA**
Analysis Batch: 69186 — **Prep Batch: 68606**

Analyte	Sample Result	Sample Qualifier	Spike Added	MS Result	MS Qualifier	Unit	D	%Rec	%Rec Limits
Calcium	590		10.0	618	4	mg/L		273	75 - 125
Iron	99		10.0	113	4	mg/L		134	75 - 125

Lab Sample ID: 705-37008-B-1-C MSD — **Client Sample ID: Matrix Spike Duplicate**
Matrix: Water — **Prep Type: Total/NA**
Analysis Batch: 69075 — **Prep Batch: 68606**

Analyte	Sample Result	Sample Qualifier	Spike Added	MSD Result	MSD Qualifier	Unit	D	%Rec	%Rec Limits	RPD	RPD Limit
Boron	0.032	J	1.00	0.949		mg/L		92	75 - 125	1	20
Calcium	530	E	10.0	534	E 4	mg/L		59	75 - 125	1	20
Iron	79		10.0	85.8	4	mg/L		70	75 - 125	0	20
Magnesium	150		10.0	156	4	mg/L		83	75 - 125	1	20
Potassium	11		10.0	22.2		mg/L		112	75 - 125	1	20
Sodium	15	B	10.0	26.1		mg/L		109	75 - 125	0	20

Lab Sample ID: 705-37008-B-1-C MSD ^20 — **Client Sample ID: Matrix Spike Duplicate**
Matrix: Water — **Prep Type: Total/NA**
Analysis Batch: 69186 — **Prep Batch: 68606**

Analyte	Sample Result	Sample Qualifier	Spike Added	MSD Result	MSD Qualifier	Unit	D	%Rec	%Rec Limits	RPD	RPD Limit
Calcium	590		10.0	609	4	mg/L		179	75 - 125	2	20
Iron	99		10.0	111	4	mg/L		118	75 - 125	1	20

QC Sample Results

Client: Geosyntec Consultants Inc
Project/Site: Plant Bowen

Job ID: 705-37047-1

Method: 6020B - Metals (ICP/MS)

Lab Sample ID: MB 705-68601/1-A
Matrix: Water
Analysis Batch: 69136

Client Sample ID: Method Blank
Prep Type: Total Recoverable
Prep Batch: 68601

Analyte	MB Result	MB Qualifier	RL	MDL	Unit	D	Prepared	Analyzed	Dil Fac
Cobalt	ND		0.0050	0.00041	mg/L		07/18/25 07:35	07/18/25 17:47	1
Molybdenum	ND		0.0050	0.00069	mg/L		07/18/25 07:35	07/18/25 17:47	1

Lab Sample ID: LCS 705-68601/2-A
Matrix: Water
Analysis Batch: 69136

Client Sample ID: Lab Control Sample
Prep Type: Total Recoverable
Prep Batch: 68601

Analyte	Spike Added	LCS Result	LCS Qualifier	Unit	D	%Rec	%Rec Limits
Cobalt	0.100	0.0992		mg/L		99	80 - 120
Molybdenum	0.100	0.104		mg/L		104	80 - 120

Lab Sample ID: 705-37047-1 MS
Matrix: Water
Analysis Batch: 69136

Client Sample ID: BOW-PT-02-WG-202507161540
Prep Type: Total Recoverable
Prep Batch: 68601

Analyte	Sample Result	Sample Qualifier	Spike Added	MS Result	MS Qualifier	Unit	D	%Rec	%Rec Limits
Cobalt	0.0024	J	0.100	0.100		mg/L		98	75 - 125
Molybdenum	0.062		0.100	0.168		mg/L		106	75 - 125

Lab Sample ID: 705-37047-1 MSD
Matrix: Water
Analysis Batch: 69136

Client Sample ID: BOW-PT-02-WG-202507161540
Prep Type: Total Recoverable
Prep Batch: 68601

Analyte	Sample Result	Sample Qualifier	Spike Added	MSD Result	MSD Qualifier	Unit	D	%Rec	%Rec Limits	RPD	RPD Limit
Cobalt	0.0024	J	0.100	0.0977		mg/L		95	75 - 125	3	20
Molybdenum	0.062		0.100	0.167		mg/L		105	75 - 125	1	20

Method: 2320B-2011 - Alkalinity, Total

Lab Sample ID: LCS 705-68788/1
Matrix: Water
Analysis Batch: 68788

Client Sample ID: Lab Control Sample
Prep Type: Total/NA

Analyte	Spike Added	LCS Result	LCS Qualifier	Unit	D	%Rec	%Rec Limits
Bicarbonate Alkalinity	125	124		mg/L		100	90 - 110
Total Alkalinity	125	124		mg/L		100	90 - 110

Lab Sample ID: 705-37008-C-1 DU
Matrix: Water
Analysis Batch: 68788

Client Sample ID: Duplicate
Prep Type: Total/NA

Analyte	Sample Result	Sample Qualifier	DU Result	DU Qualifier	Unit	D	RPD	RPD Limit
Bicarbonate Alkalinity	87		84.1		mg/L		4	30
Total Alkalinity	87		84.1		mg/L		4	30

QC Association Summary

Client: Geosyntec Consultants Inc
Project/Site: Plant Bowen

Job ID: 705-37047-1

HPLC/IC

Analysis Batch: 68420

Lab Sample ID	Client Sample ID	Prep Type	Matrix	Method	Prep Batch
705-37047-1	BOW-PT-02-WG-202507161540	Total/NA	Water	9056A	
705-37047-2	BOW-PT-04-WG-202507161550	Total/NA	Water	9056A	
MB 705-68420/104	Method Blank	Total/NA	Water	9056A	
LCS 705-68420/105	Lab Control Sample	Total/NA	Water	9056A	
705-36941-B-1 MS	Matrix Spike	Total/NA	Water	9056A	
705-36941-B-1 MSD	Matrix Spike Duplicate	Total/NA	Water	9056A	

Metals

Prep Batch: 68601

Lab Sample ID	Client Sample ID	Prep Type	Matrix	Method	Prep Batch
705-37047-1	BOW-PT-02-WG-202507161540	Total Recoverable	Water	3005A	
705-37047-2	BOW-PT-04-WG-202507161550	Total Recoverable	Water	3005A	
MB 705-68601/1-A	Method Blank	Total Recoverable	Water	3005A	
LCS 705-68601/2-A	Lab Control Sample	Total Recoverable	Water	3005A	
705-37047-1 MS	BOW-PT-02-WG-202507161540	Total Recoverable	Water	3005A	
705-37047-1 MSD	BOW-PT-02-WG-202507161540	Total Recoverable	Water	3005A	

Prep Batch: 68606

Lab Sample ID	Client Sample ID	Prep Type	Matrix	Method	Prep Batch
705-37047-1	BOW-PT-02-WG-202507161540	Total/NA	Water	3010A	
705-37047-2	BOW-PT-04-WG-202507161550	Total/NA	Water	3010A	
MB 705-68606/1-A	Method Blank	Total/NA	Water	3010A	
LCS 705-68606/2-A	Lab Control Sample	Total/NA	Water	3010A	
705-37008-B-1-B MS	Matrix Spike	Total/NA	Water	3010A	
705-37008-B-1-B MS ^20	Matrix Spike	Total/NA	Water	3010A	
705-37008-B-1-C MSD	Matrix Spike Duplicate	Total/NA	Water	3010A	
705-37008-B-1-C MSD ^20	Matrix Spike Duplicate	Total/NA	Water	3010A	

Analysis Batch: 69075

Lab Sample ID	Client Sample ID	Prep Type	Matrix	Method	Prep Batch
705-37047-1	BOW-PT-02-WG-202507161540	Total/NA	Water	6010D	68606
705-37047-2	BOW-PT-04-WG-202507161550	Total/NA	Water	6010D	68606
MB 705-68606/1-A	Method Blank	Total/NA	Water	6010D	68606
LCS 705-68606/2-A	Lab Control Sample	Total/NA	Water	6010D	68606
705-37008-B-1-B MS	Matrix Spike	Total/NA	Water	6010D	68606
705-37008-B-1-C MSD	Matrix Spike Duplicate	Total/NA	Water	6010D	68606

Analysis Batch: 69136

Lab Sample ID	Client Sample ID	Prep Type	Matrix	Method	Prep Batch
705-37047-1	BOW-PT-02-WG-202507161540	Total Recoverable	Water	6020B	68601
705-37047-2	BOW-PT-04-WG-202507161550	Total Recoverable	Water	6020B	68601
MB 705-68601/1-A	Method Blank	Total Recoverable	Water	6020B	68601
LCS 705-68601/2-A	Lab Control Sample	Total Recoverable	Water	6020B	68601
705-37047-1 MS	BOW-PT-02-WG-202507161540	Total Recoverable	Water	6020B	68601
705-37047-1 MSD	BOW-PT-02-WG-202507161540	Total Recoverable	Water	6020B	68601

Analysis Batch: 69186

Lab Sample ID	Client Sample ID	Prep Type	Matrix	Method	Prep Batch
705-37008-B-1-B MS ^20	Matrix Spike	Total/NA	Water	6010D	68606
705-37008-B-1-C MSD ^20	Matrix Spike Duplicate	Total/NA	Water	6010D	68606

QC Association Summary

Client: Geosyntec Consultants Inc
Project/Site: Plant Bowen

Job ID: 705-37047-1

General Chemistry

Analysis Batch: 68788

Lab Sample ID	Client Sample ID	Prep Type	Matrix	Method	Prep Batch
705-37047-1	BOW-PT-02-WG-202507161540	Total/NA	Water	2320B-2011	
705-37047-2	BOW-PT-04-WG-202507161550	Total/NA	Water	2320B-2011	
LCS 705-68788/1	Lab Control Sample	Total/NA	Water	2320B-2011	
705-37008-C-1 DU	Duplicate	Total/NA	Water	2320B-2011	

Lab Chronicle

Client: Geosyntec Consultants Inc
Project/Site: Plant Bowen

Job ID: 705-37047-1

Client Sample ID: BOW-PT-02-WG-202507161540

Lab Sample ID: 705-37047-1
Date Collected: 07/16/25 15:40
Matrix: Water
Date Received: 07/17/25 12:10

Prep Type	Batch Type	Batch Method	Run	Dilution Factor	Batch Number	Analyst	Lab	Prepared or Analyzed
Total/NA	Analysis	9056A		50	68420	MS	EET ATL	07/17/25 23:08
Total/NA	Prep	3010A			68606	SA	EET ATL	07/18/25 08:03
Total/NA	Analysis	6010D		1	69075	DAB	EET ATL	07/18/25 17:53
Total Recoverable	Prep	3005A			68601	SA	EET ATL	07/18/25 07:35
Total Recoverable	Analysis	6020B		1	69136	MD	EET ATL	07/18/25 17:52
Total/NA	Analysis	2320B-2011		1	68788	AH	EET ATL	07/18/25 13:45

Client Sample ID: BOW-PT-04-WG-202507161550

Lab Sample ID: 705-37047-2
Date Collected: 07/16/25 15:50
Matrix: Water
Date Received: 07/17/25 12:10

Prep Type	Batch Type	Batch Method	Run	Dilution Factor	Batch Number	Analyst	Lab	Prepared or Analyzed
Total/NA	Analysis	9056A		50	68420	MS	EET ATL	07/17/25 23:19
Total/NA	Prep	3010A			68606	SA	EET ATL	07/18/25 08:03
Total/NA	Analysis	6010D		1	69075	DAB	EET ATL	07/18/25 17:50
Total Recoverable	Prep	3005A			68601	SA	EET ATL	07/18/25 07:35
Total Recoverable	Analysis	6020B		1	69136	MD	EET ATL	07/18/25 18:19
Total/NA	Analysis	2320B-2011		1	68788	AH	EET ATL	07/18/25 13:45

Laboratory References:

EET ATL = Eurofins Atlanta, 3080 Presidential Dr, Atlanta, GA 30340, TEL (770)457-8177

Accreditation/Certification Summary

Client: Geosyntec Consultants Inc
Project/Site: Plant Bowen

Job ID: 705-37047-1

Laboratory: Eurofins Atlanta

The accreditations/certifications listed below are applicable to this report.

Authority	Program	Identification Number	Expiration Date
Florida	NELAP	E87582	06-30-26

eurofins | Environment Testing

ANALYTICAL REPORT

PREPARED FOR

Attn: Marty Crook
Geosyntec Consultants Inc
1255 Roberts Blvd. NW
Suite 200
Kennesaw, Georgia 30144

Generated 12/11/2025 8:12:16 AM Revision 1

JOB DESCRIPTION

Plant Bowen

JOB NUMBER

705-37212-1

Eurofins Atlanta
3080 Presidential Dr
Atlanta GA 30340

See page two for job notes and contact information.

my EOL

Eurofins Atlanta

Job Notes

The test results in this report relate only to the samples as received by the laboratory and will meet all requirements of the methodology, with any exceptions noted. This report shall not be reproduced except in full, without the express written approval of the laboratory. All questions should be directed to the Eurofins Environment Testing Southeast, LLC Project Manager.

Authorization

Generated
12/11/2025 8:12:16 AM
Revision 1

Authorized for release by
David Fuller, Project Manager
David.Fuller@et.eurofinsus.com
(770)344-8986

Table of Contents

Cover Page 1
Table of Contents 3
Sample Summary 4
Chain of Custody 5
Receipt Checklists 6
Definitions/Glossary 7
Case Narrative 8
Client Sample Results 9
Method Summary 14
QC Sample Results 15
QC Association Summary 19
Lab Chronicle 21
Certification Summary 23

Sample Summary

Client: Geosyntec Consultants Inc
Project/Site: Plant Bowen

Job ID: 705-37212-1

Lab Sample ID	Client Sample ID	Matrix	Collected	Received	Sample Origin
705-37212-1	BOW-PT-02	Water	07/18/25 08:35	07/18/25 12:07	Georgia
705-37212-2	BOW-PT-04	Water	07/18/25 08:25	07/18/25 12:07	Georgia
705-37212-3	BOW-AP1-FB-01	Water	07/18/25 08:40	07/18/25 12:07	Georgia
705-37212-4	BOW-AP1-EB-01	Water	07/18/25 08:45	07/18/25 12:07	Georgia
705-37212-5	BOW-AP1-FD-01	Water	07/18/25 00:00	07/18/25 12:07	Georgia

Eurofins Atlanta
3080 Presidential Dr
Atlanta, GA 30340
Phone (770) 457-8177

Chain of Custody Record

eurofins | Environment Testing America

Client Information	Sampler: A. Tomlinson	Lab PM: Fuller, David	Carrier Tracking No(s):	COC No:
Client Contact: Marty Crook	Phone: 470-636-4740	E-Mail: David.Fuller@et.eurofinsus.com	State of Origin: GA	Page: Page 1 of 1
Company: Geosyntec Consultants, Inc.	PWSID:			Job #:
Address: 1255 Roberts Blvd, NW Suite 200	Due Date Requested:			
City: Kennesaw	TAT Requested (days): 2-day TAT			
State, Zip: GA, 30144	Compliance Project: Δ Yes Δ No			
Phone: 678-202-9500(Tel) 678-202-9501(Fax)	Lab Project #: 70504433			
Email: Martin.Crook@geosyntec.com	Lab PO #: _____ / Task 100			
Project Name: Plant Bowen	Project #: GW6581H			
Site:	WO#:			

Analysis Requested

Preservation Codes:
A - HCL
B - NaOH
C - Zn Acetate
D - Nitric Acid
E - NaHSO4
F - MeOH
G - Amchlor
H - Ascorbic Acid
I - Ice
J - DI Water
K - EDTA
L - EDA
M - Hexane
N - None
O - AsNaO2
P - Na2O4S
Q - Na2SO3
R - Na2S2O3
S - H2SO4
T - TSP Dodecahydrate
U - Acetone
V - MCAA
W - pH 4-5
Y - Trizma
Z - other (specify)
Other:

Sample Identification	Sample Date	Sample Time	Sample Type (C=comp, G=grab)	Matrix (W=water, S=solid, O=waste/oil, BT=Tissue, A=Air)	Field Filtered Sample (Yes or No)	Perform MS/MSD (Yes or No)	2320B - Alkalinity	9056A_ORGFM_28D - Chloride & Sulfate	6010D - Select 6 ICP Metals (B, Ca, Fe, Mg, K, Na)	6020B - Cobalt & Molybdenum	Total Number of containers	Special Instructions/Note:
			Preservation Code:				N	N	D	D		
BOW-PT-02	7/18/25	0835	G	WG	N	N	X	X	X	X	2	
BOW-PT-04	7/18/25	0825	G	WG	N	N	X	X	X	X	2	
BOW-AP1-FB-01	7/18/25	0840	G	WQ	N	N	X	X	X	X	2	
BOW-AP1-EB-01	7/18/25	0845	G	WQ	N	N	X	X	X	X	2	
BOW-AP1-FD-01	7/18/25	0000	G	WG	N	N	X	X	X	X	2	

705-37212 COC

Possible Hazard Identification
☐ *Non-Hazard* ☐ *Flammable* ☐ *Skin Irritant* ☐ *Poison B* ☐ *Unknown* ☐ *Radiological*

Sample Disposal (A fee may be assessed if samples are retained longer than 1 month)
☐ *Return To Client* ☐ *Disposal By Lab* ☐ *Archive For* _____ *Months*

Deliverable Requested: I, II, III, IV, Other (specify)

Special Instructions/QC Requirements: **Task Code: BOW-CCR-CA-20250718**

Empty Kit Relinquished by:	Date:	Time:	Method of Shipment:

Relinquished by	Date/Time	Company	Received by	Date/Time	Company
[signature]	7/18/2025 1117	Geosyntec	[signature]	7/18 11:20AM	
[signature]	7/18 12:07PM		[signature]	7-18-25 1207	

Custody Seals Intact: Δ Yes Δ No	Custody Seal No.:	Cooler Temperature(s) °C and Other Remarks: Co 3.6 #2665

Login Sample Receipt Checklist

Client: Geosyntec Consultants Inc

Job Number: 705-37212-1

Login Number: 37212
List Number: 1
Creator: Tescum, Allyson

List Source: Eurofins Atlanta

Question	Answer	Comment
The cooler's custody seal, if present, is intact.	True	
The cooler does not appear to have been compromised or tampered with.	True	
Samples were received on ice.	True	
Cooler Temperature is acceptable.	True	
Cooler Temperature is recorded.	True	
COC present.	True	
COC is filled out in ink and legible.	True	
COC is filled out with all pertinent information.	True	
Sample custody seals, if present, are intact.	True	
Sample collection date/times are provided.	True	
The samples do not appear to have been compromised or tampered with.	True	
Containers are not broken or leaking.	True	
There are no discrepancies between the containers received and the COC.	True	
Sample containers have legible labels.	True	
Appropriate sample containers were rec'd and sufficient volume for all analyses.	True	
Samples are received within Holding Time (excluding tests with immediate HTs).	True	
Containers requiring zero headspace have no headspace or bubble is <6mm (1/4").	True	
Is there sufficient air space in bottle for bacteriological analysis.	True	

Definitions/Glossary

Client: Geosyntec Consultants Inc
Project/Site: Plant Bowen

Job ID: 705-37212-1

Qualifiers

HPLC/IC

Qualifier	Qualifier Description
F1	MS and/or MSD recovery exceeds control limits.

Metals

Qualifier	Qualifier Description
4	MS, MSD: The analyte present in the original sample is greater than 4 times the matrix spike concentration; therefore, control limits are not applicable.
B	Compound was found in the blank and sample.
J	Result is less than the RL but greater than or equal to the MDL and the concentration is an approximate value.

Glossary

Abbreviation	These commonly used abbreviations may or may not be present in this report.
☼	Listed under the "D" column to designate that the result is reported on a dry weight basis
%R	Percent Recovery
CFL	Contains Free Liquid
CFU	Colony Forming Unit
CNF	Contains No Free Liquid
DER	Duplicate Error Ratio (normalized absolute difference)
Dil Fac	Dilution Factor
DL	Detection Limit (DoD/DOE)
DL, RA, RE, IN	Indicates a Dilution, Re-analysis, Re-extraction, or additional Initial metals/anion analysis of the sample
DLC	Decision Level Concentration (Radiochemistry)
EDL	Estimated Detection Limit (Dioxin)
LOD	Limit of Detection (DoD/DOE)
LOQ	Limit of Quantitation (DoD/DOE)
MCL	EPA recommended "Maximum Contaminant Level"
MDA	Minimum Detectable Activity (Radiochemistry)
MDC	Minimum Detectable Concentration (Radiochemistry)
MDL	Method Detection Limit
ML	Minimum Level (Dioxin)
MPN	Most Probable Number
MQL	Method Quantitation Limit
NC	Not Calculated
ND	Not Detected at the reporting limit (or MDL or EDL if shown)
NEG	Negative / Absent
POS	Positive / Present
PQL	Practical Quantitation Limit
PRES	Presumptive
QC	Quality Control
RER	Relative Error Ratio (Radiochemistry)
RL	Reporting Limit or Requested Limit (Radiochemistry)
RPD	Relative Percent Difference, a measure of the relative difference between two points
TEF	Toxicity Equivalent Factor (Dioxin)
TEQ	Toxicity Equivalent Quotient (Dioxin)
TNTC	Too Numerous To Count

Job Narrative
705-37212-1

Revision 1
The report being provided is a revision of the original report sent on 7/23/2025. The report is being revised in order to include a narrative comment below about the B qualifier flags for Sodium.

Analytical test results meet all requirements of the associated regulatory program listed on the Accreditation/Certification Summary Page unless otherwise noted under the individual analysis. Data qualifiers and/or narrative comments are included to explain any exceptions, if applicable.

- Matrix QC may not be reported if insufficient sample is provided or site-specific QC samples were not submitted. In these situations, to demonstrate precision and accuracy at a batch level, a LCS/LCSD may be performed, unless otherwise specified in the method.
- Surrogate and/or isotope dilution analyte recoveries (if applicable) which are outside of the QC window are confirmed unless attributed to a dilution or otherwise noted in the narrative.

Receipt
The samples were received on 7/18/2025 12:07 PM. Unless otherwise noted below, the samples arrived in good condition, and, where required, properly preserved and on ice. The temperature of the cooler at receipt time was 3.6°C.

HPLC/IC
No additional analytical or quality issues were noted, other than those described above or in the Definitions/ Glossary page.

Metals
Method 6010D: The method blank for preparation batch 705-69044 and analytical batch 705-69315 contained Sodium above the method detection limit. This target analyte concentration was less than the reporting limit (RL) in the method blank; therefore, re-extraction and/or re-analysis of samples was not performed.

No additional analytical or quality issues were noted, other than those described above or in the Definitions/ Glossary page.

General Chemistry
No additional analytical or quality issues were noted, other than those described above or in the Definitions/ Glossary page.

Client Sample Results

Client: Geosyntec Consultants Inc
Project/Site: Plant Bowen

Job ID: 705-37212-1

Client Sample ID: BOW-PT-02

Date Collected: 07/18/25 08:35
Date Received: 07/18/25 12:07

Lab Sample ID: 705-37212-1

Matrix: Water

Method: SW846 9056A - Anions, Ion Chromatography

Analyte	Result	Qualifier	RL	MDL	Unit	D	Prepared	Analyzed	Dil Fac
Chloride	150		50	49	mg/L			07/18/25 16:08	50
Sulfate	130		50	38	mg/L			07/18/25 16:08	50

Method: SW846 6010D - Metals (ICP)

Analyte	Result	Qualifier	RL	MDL	Unit	D	Prepared	Analyzed	Dil Fac
Boron	5.0		0.050	0.026	mg/L		07/21/25 09:30	07/21/25 16:49	1
Calcium	130		0.10	0.038	mg/L		07/21/25 09:30	07/21/25 16:49	1
Iron	ND		0.10	0.035	mg/L		07/21/25 09:30	07/21/25 16:49	1
Magnesium	23		0.10	0.036	mg/L		07/21/25 09:30	07/21/25 16:49	1
Potassium	6.1		0.50	0.32	mg/L		07/21/25 09:30	07/21/25 16:49	1
Sodium	54	B	1.0	0.039	mg/L		07/21/25 09:30	07/21/25 16:49	1

Method: SW846 6020B - Metals (ICP/MS) - Total Recoverable

Analyte	Result	Qualifier	RL	MDL	Unit	D	Prepared	Analyzed	Dil Fac
Cobalt	0.0020	J	0.0050	0.00041	mg/L		07/21/25 07:49	07/22/25 04:10	1
Molybdenum	0.050		0.0050	0.00069	mg/L		07/21/25 07:49	07/22/25 04:10	1

General Chemistry

Analyte	Result	Qualifier	RL	MDL	Unit	D	Prepared	Analyzed	Dil Fac
Bicarbonate Alkalinity (SM 2320B-2011)	270		3.0	3.0	mg/L			07/18/25 13:45	1
Total Alkalinity (SM 2320B-2011)	270		3.0	3.0	mg/L			07/18/25 13:45	1

Client Sample Results

Client: Geosyntec Consultants Inc
Project/Site: Plant Bowen

Job ID: 705-37212-1

Client Sample ID: BOW-PT-04

Date Collected: 07/18/25 08:25
Date Received: 07/18/25 12:07

Lab Sample ID: 705-37212-2

Matrix: Water

Method: SW846 9056A - Anions, Ion Chromatography

Analyte	Result	Qualifier	RL	MDL	Unit	D	Prepared	Analyzed	Dil Fac
Chloride	110		50	49	mg/L			07/18/25 16:19	50
Sulfate	90		50	38	mg/L			07/18/25 16:19	50

Method: SW846 6010D - Metals (ICP)

Analyte	Result	Qualifier	RL	MDL	Unit	D	Prepared	Analyzed	Dil Fac
Boron	3.8		0.050	0.026	mg/L		07/21/25 09:30	07/21/25 16:52	1
Calcium	80		0.10	0.038	mg/L		07/21/25 09:30	07/21/25 16:52	1
Iron	0.22		0.10	0.035	mg/L		07/21/25 09:30	07/21/25 16:52	1
Magnesium	18		0.10	0.036	mg/L		07/21/25 09:30	07/21/25 16:52	1
Potassium	5.1		0.50	0.32	mg/L		07/21/25 09:30	07/21/25 16:52	1
Sodium	71	B	1.0	0.039	mg/L		07/21/25 09:30	07/21/25 16:52	1

Method: SW846 6020B - Metals (ICP/MS) - Total Recoverable

Analyte	Result	Qualifier	RL	MDL	Unit	D	Prepared	Analyzed	Dil Fac
Cobalt	0.0021	J	0.0050	0.00041	mg/L		07/21/25 07:49	07/22/25 04:12	1
Molybdenum	0.054		0.0050	0.00069	mg/L		07/21/25 07:49	07/22/25 04:12	1

General Chemistry

Analyte	Result	Qualifier	RL	MDL	Unit	D	Prepared	Analyzed	Dil Fac
Bicarbonate Alkalinity (SM 2320B-2011)	290		3.0	3.0	mg/L			07/18/25 13:45	1
Total Alkalinity (SM 2320B-2011)	290		3.0	3.0	mg/L			07/18/25 13:45	1

Client Sample Results

Client: Geosyntec Consultants Inc
Project/Site: Plant Bowen

Job ID: 705-37212-1

Client Sample ID: BOW-AP1-FB-01

Lab Sample ID: 705-37212-3

Date Collected: 07/18/25 08:40
Matrix: Water
Date Received: 07/18/25 12:07

Method: SW846 9056A - Anions, Ion Chromatography

Analyte	Result	Qualifier	RL	MDL	Unit	D	Prepared	Analyzed	Dil Fac
Chloride	ND		1.0	0.98	mg/L			07/22/25 21:59	1
Sulfate	ND		1.0	0.77	mg/L			07/22/25 21:59	1

Method: SW846 6010D - Metals (ICP)

Analyte	Result	Qualifier	RL	MDL	Unit	D	Prepared	Analyzed	Dil Fac
Boron	ND		0.050	0.026	mg/L		07/21/25 09:30	07/21/25 17:00	1
Calcium	ND		0.10	0.038	mg/L		07/21/25 09:30	07/21/25 17:00	1
Iron	ND		0.10	0.035	mg/L		07/21/25 09:30	07/21/25 17:00	1
Magnesium	ND		0.10	0.036	mg/L		07/21/25 09:30	07/21/25 17:00	1
Potassium	**0.32**	**J**	0.50	0.32	mg/L		07/21/25 09:30	07/21/25 17:00	1
Sodium	**0.24**	**J B**	1.0	0.039	mg/L		07/21/25 09:30	07/21/25 17:00	1

Method: SW846 6020B - Metals (ICP/MS) - Total Recoverable

Analyte	Result	Qualifier	RL	MDL	Unit	D	Prepared	Analyzed	Dil Fac
Cobalt	ND		0.0050	0.00041	mg/L		07/21/25 07:49	07/22/25 04:15	1
Molybdenum	ND		0.0050	0.00069	mg/L		07/21/25 07:49	07/22/25 04:15	1

General Chemistry

Analyte	Result	Qualifier	RL	MDL	Unit	D	Prepared	Analyzed	Dil Fac
Bicarbonate Alkalinity (SM 2320B-2011)	ND		3.0	3.0	mg/L			07/18/25 13:45	1
Total Alkalinity (SM 2320B-2011)	ND		3.0	3.0	mg/L			07/18/25 13:45	1

Client Sample Results

Client: Geosyntec Consultants Inc
Project/Site: Plant Bowen

Job ID: 705-37212-1

Client Sample ID: BOW-AP1-EB-01

Lab Sample ID: 705-37212-4

Date Collected: 07/18/25 08:45
Matrix: Water
Date Received: 07/18/25 12:07

Method: SW846 9056A - Anions, Ion Chromatography

Analyte	Result	Qualifier	RL	MDL	Unit	D	Prepared	Analyzed	Dil Fac
Chloride	ND		1.0	0.98	mg/L			07/22/25 22:11	1
Sulfate	**1.9**		1.0	0.77	mg/L			07/22/25 22:11	1

Method: SW846 6010D - Metals (ICP)

Analyte	Result	Qualifier	RL	MDL	Unit	D	Prepared	Analyzed	Dil Fac
Boron	ND		0.050	0.026	mg/L		07/21/25 09:30	07/21/25 17:03	1
Calcium	ND		0.10	0.038	mg/L		07/21/25 09:30	07/21/25 17:03	1
Iron	ND		0.10	0.035	mg/L		07/21/25 09:30	07/21/25 17:03	1
Magnesium	ND		0.10	0.036	mg/L		07/21/25 09:30	07/21/25 17:03	1
Potassium	ND		0.50	0.32	mg/L		07/21/25 09:30	07/21/25 17:03	1
Sodium	**0.24**	**J B**	1.0	0.039	mg/L		07/21/25 09:30	07/21/25 17:03	1

Method: SW846 6020B - Metals (ICP/MS) - Total Recoverable

Analyte	Result	Qualifier	RL	MDL	Unit	D	Prepared	Analyzed	Dil Fac
Cobalt	ND		0.0050	0.00041	mg/L		07/21/25 07:49	07/22/25 04:18	1
Molybdenum	ND		0.0050	0.00069	mg/L		07/21/25 07:49	07/22/25 04:18	1

General Chemistry

Analyte	Result	Qualifier	RL	MDL	Unit	D	Prepared	Analyzed	Dil Fac
Bicarbonate Alkalinity (SM 2320B-2011)	ND		3.0	3.0	mg/L			07/18/25 13:45	1
Total Alkalinity (SM 2320B-2011)	ND		3.0	3.0	mg/L			07/18/25 13:45	1

Client Sample Results

Client: Geosyntec Consultants Inc
Project/Site: Plant Bowen

Job ID: 705-37212-1

Client Sample ID: BOW-AP1-FD-01

Lab Sample ID: 705-37212-5

Date Collected: 07/18/25 00:00
Matrix: Water
Date Received: 07/18/25 12:07

Method: SW846 9056A - Anions, Ion Chromatography

Analyte	Result	Qualifier	RL	MDL	Unit	D	Prepared	Analyzed	Dil Fac
Chloride	110		50	49	mg/L			07/18/25 22:47	50
Sulfate	80		50	38	mg/L			07/18/25 22:47	50

Method: SW846 6010D - Metals (ICP)

Analyte	Result	Qualifier	RL	MDL	Unit	D	Prepared	Analyzed	Dil Fac
Boron	3.8		0.050	0.026	mg/L		07/21/25 09:30	07/21/25 17:06	1
Calcium	82		0.10	0.038	mg/L		07/21/25 09:30	07/21/25 17:06	1
Iron	0.33		0.10	0.035	mg/L		07/21/25 09:30	07/21/25 17:06	1
Magnesium	18		0.10	0.036	mg/L		07/21/25 09:30	07/21/25 17:06	1
Potassium	5.0		0.50	0.32	mg/L		07/21/25 09:30	07/21/25 17:06	1
Sodium	72	B	1.0	0.039	mg/L		07/21/25 09:30	07/21/25 17:06	1

Method: SW846 6020B - Metals (ICP/MS) - Total Recoverable

Analyte	Result	Qualifier	RL	MDL	Unit	D	Prepared	Analyzed	Dil Fac
Cobalt	0.0024	J	0.0050	0.00041	mg/L		07/21/25 07:49	07/22/25 04:20	1
Molybdenum	0.049		0.0050	0.00069	mg/L		07/21/25 07:49	07/22/25 04:20	1

General Chemistry

Analyte	Result	Qualifier	RL	MDL	Unit	D	Prepared	Analyzed	Dil Fac
Bicarbonate Alkalinity (SM 2320B-2011)	280		3.0	3.0	mg/L			07/18/25 13:45	1
Total Alkalinity (SM 2320B-2011)	280		3.0	3.0	mg/L			07/18/25 13:45	1

Method Summary

Client: Geosyntec Consultants Inc
Project/Site: Plant Bowen

Job ID: 705-37212-1

Method	Method Description	Protocol	Laboratory
9056A	Anions, Ion Chromatography	SW846	EET ATL
6010D	Metals (ICP)	SW846	EET ATL
6020B	Metals (ICP/MS)	SW846	EET ATL
2320B-2011	Alkalinity, Total	SM	EET ATL
3005A	Preparation, Total Recoverable or Dissolved Metals	SW846	EET ATL
3010A	Preparation, Total Metals	SW846	EET ATL

Protocol References:

SM = "Standard Methods For The Examination Of Water And Wastewater"

SW846 = "Test Methods For Evaluating Solid Waste, Physical/Chemical Methods", Third Edition, November 1986 And Its Updates.

Laboratory References:

EET ATL = Eurofins Atlanta, 3080 Presidential Dr, Atlanta, GA 30340, TEL (770)457-8177

QC Sample Results

Client: Geosyntec Consultants Inc
Project/Site: Plant Bowen

Job ID: 705-37212-1

Method: 9056A - Anions, Ion Chromatography

Lab Sample ID: MB 705-68733/122 — **Client Sample ID: Method Blank**
Matrix: Water — **Prep Type: Total/NA**
Analysis Batch: 68733

Analyte	MB Result	MB Qualifier	RL	MDL	Unit	D	Prepared	Analyzed	Dil Fac
Chloride	ND		1.0	0.98	mg/L			07/18/25 17:50	1
Sulfate	ND		1.0	0.77	mg/L			07/18/25 17:50	1

Lab Sample ID: MB 705-68733/3 — **Client Sample ID: Method Blank**
Matrix: Water — **Prep Type: Total/NA**
Analysis Batch: 68733

Analyte	MB Result	MB Qualifier	RL	MDL	Unit	D	Prepared	Analyzed	Dil Fac
Chloride	ND		1.0	0.98	mg/L			07/18/25 11:00	1
Sulfate	ND		1.0	0.77	mg/L			07/18/25 11:00	1

Lab Sample ID: LCS 705-68733/123 — **Client Sample ID: Lab Control Sample**
Matrix: Water — **Prep Type: Total/NA**
Analysis Batch: 68733

Analyte	Spike Added	LCS Result	LCS Qualifier	Unit	D	%Rec	%Rec Limits
Chloride	10.0	9.38		mg/L		94	90 - 110
Sulfate	25.0	23.3		mg/L		93	90 - 110

Lab Sample ID: LCS 705-68733/4 — **Client Sample ID: Lab Control Sample**
Matrix: Water — **Prep Type: Total/NA**
Analysis Batch: 68733

Analyte	Spike Added	LCS Result	LCS Qualifier	Unit	D	%Rec	%Rec Limits
Chloride	10.0	9.41		mg/L		94	90 - 110
Sulfate	25.0	23.1		mg/L		92	90 - 110

Lab Sample ID: 705-37065-B-1 MS — **Client Sample ID: Matrix Spike**
Matrix: Water — **Prep Type: Total/NA**
Analysis Batch: 68733

Analyte	Sample Result	Sample Qualifier	Spike Added	MS Result	MS Qualifier	Unit	D	%Rec	%Rec Limits
Chloride	27	F1	10.0	34.8	F1	mg/L		78	90 - 110
Sulfate	2.4		25.0	25.8		mg/L		94	90 - 110

Lab Sample ID: 705-37065-B-1 MSD — **Client Sample ID: Matrix Spike Duplicate**
Matrix: Water — **Prep Type: Total/NA**
Analysis Batch: 68733

Analyte	Sample Result	Sample Qualifier	Spike Added	MSD Result	MSD Qualifier	Unit	D	%Rec	%Rec Limits	RPD	RPD Limit
Chloride	27	F1	10.0	35.1	F1	mg/L		81	90 - 110	1	15
Sulfate	2.4		25.0	26.5		mg/L		96	90 - 110	3	15

Lab Sample ID: 705-37147-A-1 MS — **Client Sample ID: Matrix Spike**
Matrix: Water — **Prep Type: Total/NA**
Analysis Batch: 68733

Analyte	Sample Result	Sample Qualifier	Spike Added	MS Result	MS Qualifier	Unit	D	%Rec	%Rec Limits
Chloride	1.8		10.0	11.5		mg/L		97	90 - 110
Sulfate	ND		25.0	23.6		mg/L		95	90 - 110

QC Sample Results

Client: Geosyntec Consultants Inc
Project/Site: Plant Bowen

Job ID: 705-37212-1

Method: 9056A - Anions, Ion Chromatography

Lab Sample ID: 705-37147-A-1 MSD
Matrix: Water
Analysis Batch: 68733

Client Sample ID: Matrix Spike Duplicate
Prep Type: Total/NA

Analyte	Sample Result	Sample Qualifier	Spike Added	MSD Result	MSD Qualifier	Unit	D	%Rec	%Rec Limits	RPD	RPD Limit
Chloride	1.8		10.0	11.3		mg/L		95	90 - 110	2	15
Sulfate	ND		25.0	23.5		mg/L		94	90 - 110	1	15

Lab Sample ID: MB 705-69398/79
Matrix: Water
Analysis Batch: 69398

Client Sample ID: Method Blank
Prep Type: Total/NA

Analyte	MB Result	MB Qualifier	RL	MDL	Unit	D	Prepared	Analyzed	Dil Fac
Chloride	ND		1.0	0.98	mg/L			07/22/25 21:02	1
Sulfate	ND		1.0	0.77	mg/L			07/22/25 21:02	1

Lab Sample ID: LCS 705-69398/80
Matrix: Water
Analysis Batch: 69398

Client Sample ID: Lab Control Sample
Prep Type: Total/NA

Analyte	Spike Added	LCS Result	LCS Qualifier	Unit	D	%Rec	%Rec Limits
Chloride	10.0	9.77		mg/L		98	90 - 110
Sulfate	25.0	24.2		mg/L		97	90 - 110

Lab Sample ID: 705-37272-C-19 MS
Matrix: Water
Analysis Batch: 69398

Client Sample ID: Matrix Spike
Prep Type: Total/NA

Analyte	Sample Result	Sample Qualifier	Spike Added	MS Result	MS Qualifier	Unit	D	%Rec	%Rec Limits
Chloride	6.7	F1	100	16.8	F1	mg/L		10	90 - 110
Sulfate	11	F1	250	34.9	F1	mg/L		10	90 - 110

Lab Sample ID: 705-37272-C-19 MSD
Matrix: Water
Analysis Batch: 69398

Client Sample ID: Matrix Spike Duplicate
Prep Type: Total/NA

Analyte	Sample Result	Sample Qualifier	Spike Added	MSD Result	MSD Qualifier	Unit	D	%Rec	%Rec Limits	RPD	RPD Limit
Chloride	6.7	F1	100	16.6	F1	mg/L		10	90 - 110	1	15
Sulfate	11	F1	250	34.8	F1	mg/L		10	90 - 110	0	15

Method: 6010D - Metals (ICP)

Lab Sample ID: MB 705-69044/1-A
Matrix: Water
Analysis Batch: 69190

Client Sample ID: Method Blank
Prep Type: Total/NA
Prep Batch: 69044

Analyte	MB Result	MB Qualifier	RL	MDL	Unit	D	Prepared	Analyzed	Dil Fac
Boron	ND		0.050	0.026	mg/L		07/21/25 09:30	07/21/25 15:05	1
Calcium	ND		0.10	0.038	mg/L		07/21/25 09:30	07/21/25 15:05	1
Iron	ND		0.10	0.035	mg/L		07/21/25 09:30	07/21/25 15:05	1
Magnesium	ND		0.10	0.036	mg/L		07/21/25 09:30	07/21/25 15:05	1
Potassium	ND		0.50	0.32	mg/L		07/21/25 09:30	07/21/25 15:05	1
Sodium	0.223	J	1.0	0.039	mg/L		07/21/25 09:30	07/21/25 15:05	1

Method: 6010D - Metals (ICP) (Continued)

Lab Sample ID: LCS 705-69044/2-A
Matrix: Water
Analysis Batch: 69190

Client Sample ID: Lab Control Sample
Prep Type: Total/NA
Prep Batch: 69044

Analyte	Spike Added	LCS Result	LCS Qualifier	Unit	D	%Rec	%Rec Limits
Boron	1.00	0.989		mg/L		99	80 - 120
Calcium	10.0	9.64		mg/L		96	80 - 120
Iron	10.0	10.0		mg/L		100	80 - 120
Magnesium	10.0	9.63		mg/L		96	80 - 120
Potassium	10.0	9.94		mg/L		99	80 - 120
Sodium	10.0	10.4		mg/L		104	80 - 120

Lab Sample ID: 705-37216-B-1-C MS
Matrix: Water
Analysis Batch: 69190

Client Sample ID: Matrix Spike
Prep Type: Total/NA
Prep Batch: 69044

Analyte	Sample Result	Sample Qualifier	Spike Added	MS Result	MS Qualifier	Unit	D	%Rec	%Rec Limits
Boron	3.5		1.00	4.48		mg/L		99	75 - 125
Calcium	77		10.0	86.5	4	mg/L		93	75 - 125
Iron	0.48		10.0	9.94		mg/L		95	75 - 125
Magnesium	17		10.0	25.9		mg/L		91	75 - 125
Potassium	5.1		10.0	15.7		mg/L		106	75 - 125
Sodium	73	B	10.0	83.4	4	mg/L		103	75 - 125

Lab Sample ID: 705-37216-B-1-D MSD
Matrix: Water
Analysis Batch: 69190

Client Sample ID: Matrix Spike Duplicate
Prep Type: Total/NA
Prep Batch: 69044

Analyte	Sample Result	Sample Qualifier	Spike Added	MSD Result	MSD Qualifier	Unit	D	%Rec	%Rec Limits	RPD	RPD Limit
Boron	3.5		1.00	4.47		mg/L		98	75 - 125	0	20
Calcium	77		10.0	86.6	4	mg/L		94	75 - 125	0	20
Iron	0.48		10.0	9.92		mg/L		94	75 - 125	0	20
Magnesium	17		10.0	25.9		mg/L		91	75 - 125	0	20
Potassium	5.1		10.0	15.7		mg/L		106	75 - 125	0	20
Sodium	73	B	10.0	83.8	4	mg/L		107	75 - 125	0	20

Method: 6020B - Metals (ICP/MS)

Lab Sample ID: MB 705-69016/1-A
Matrix: Water
Analysis Batch: 69330

Client Sample ID: Method Blank
Prep Type: Total Recoverable
Prep Batch: 69016

Analyte	MB Result	MB Qualifier	RL	MDL	Unit	D	Prepared	Analyzed	Dil Fac
Cobalt	ND		0.0050	0.00041	mg/L		07/21/25 07:49	07/22/25 03:21	1
Molybdenum	ND		0.0050	0.00069	mg/L		07/21/25 07:49	07/22/25 03:21	1

Lab Sample ID: LCS 705-69016/2-A
Matrix: Water
Analysis Batch: 69330

Client Sample ID: Lab Control Sample
Prep Type: Total Recoverable
Prep Batch: 69016

Analyte	Spike Added	LCS Result	LCS Qualifier	Unit	D	%Rec	%Rec Limits
Cobalt	0.100	0.110		mg/L		110	80 - 120
Molybdenum	0.100	0.109		mg/L		109	80 - 120

Method: 6020B - Metals (ICP/MS) (Continued)

Lab Sample ID: 705-36845-A-1-B MS
Matrix: Water
Analysis Batch: 69330

Client Sample ID: Matrix Spike
Prep Type: Total Recoverable
Prep Batch: 69016

Analyte	Sample Result	Sample Qualifier	Spike Added	MS Result	MS Qualifier	Unit	D	%Rec	%Rec Limits		
Cobalt	ND		0.100	0.107		mg/L		107	75 - 125		
Molybdenum	0.0020	J	0.100	0.110		mg/L		108	75 - 125		

Lab Sample ID: 705-36845-A-1-C MSD
Matrix: Water
Analysis Batch: 69330

Client Sample ID: Matrix Spike Duplicate
Prep Type: Total Recoverable
Prep Batch: 69016

Analyte	Sample Result	Sample Qualifier	Spike Added	MSD Result	MSD Qualifier	Unit	D	%Rec	%Rec Limits	RPD	RPD Limit
Cobalt	ND		0.100	0.107		mg/L		107	75 - 125	0	20
Molybdenum	0.0020	J	0.100	0.112		mg/L		110	75 - 125	1	20

Method: 2320B-2011 - Alkalinity, Total

Lab Sample ID: LCS 705-68788/1
Matrix: Water
Analysis Batch: 68788

Client Sample ID: Lab Control Sample
Prep Type: Total/NA

Analyte			Spike Added	LCS Result	LCS Qualifier	Unit	D	%Rec	%Rec Limits		
Bicarbonate Alkalinity			125	124		mg/L		100	90 - 110		
Total Alkalinity			125	124		mg/L		100	90 - 110		

Lab Sample ID: 705-37008-C-1 DU
Matrix: Water
Analysis Batch: 68788

Client Sample ID: Duplicate
Prep Type: Total/NA

Analyte	Sample Result	Sample Qualifier		DU Result	DU Qualifier	Unit	D			RPD	RPD Limit
Bicarbonate Alkalinity	87			84.1		mg/L				4	30
Total Alkalinity	87			84.1		mg/L				4	30

QC Association Summary

Client: Geosyntec Consultants Inc
Project/Site: Plant Bowen

Job ID: 705-37212-1

HPLC/IC

Analysis Batch: 68733

Lab Sample ID	Client Sample ID	Prep Type	Matrix	Method	Prep Batch
705-37212-1	BOW-PT-02	Total/NA	Water	9056A	
705-37212-2	BOW-PT-04	Total/NA	Water	9056A	
705-37212-5	BOW-AP1-FD-01	Total/NA	Water	9056A	
MB 705-68733/122	Method Blank	Total/NA	Water	9056A	
MB 705-68733/3	Method Blank	Total/NA	Water	9056A	
LCS 705-68733/123	Lab Control Sample	Total/NA	Water	9056A	
LCS 705-68733/4	Lab Control Sample	Total/NA	Water	9056A	
705-37065-B-1 MS	Matrix Spike	Total/NA	Water	9056A	
705-37065-B-1 MSD	Matrix Spike Duplicate	Total/NA	Water	9056A	
705-37147-A-1 MS	Matrix Spike	Total/NA	Water	9056A	
705-37147-A-1 MSD	Matrix Spike Duplicate	Total/NA	Water	9056A	

Analysis Batch: 69398

Lab Sample ID	Client Sample ID	Prep Type	Matrix	Method	Prep Batch
705-37212-3	BOW-AP1-FB-01	Total/NA	Water	9056A	
705-37212-4	BOW-AP1-EB-01	Total/NA	Water	9056A	
MB 705-69398/79	Method Blank	Total/NA	Water	9056A	
LCS 705-69398/80	Lab Control Sample	Total/NA	Water	9056A	
705-37272-C-19 MS	Matrix Spike	Total/NA	Water	9056A	
705-37272-C-19 MSD	Matrix Spike Duplicate	Total/NA	Water	9056A	

Metals

Prep Batch: 69016

Lab Sample ID	Client Sample ID	Prep Type	Matrix	Method	Prep Batch
705-37212-1	BOW-PT-02	Total Recoverable	Water	3005A	
705-37212-2	BOW-PT-04	Total Recoverable	Water	3005A	
705-37212-3	BOW-AP1-FB-01	Total Recoverable	Water	3005A	
705-37212-4	BOW-AP1-EB-01	Total Recoverable	Water	3005A	
705-37212-5	BOW-AP1-FD-01	Total Recoverable	Water	3005A	
MB 705-69016/1-A	Method Blank	Total Recoverable	Water	3005A	
LCS 705-69016/2-A	Lab Control Sample	Total Recoverable	Water	3005A	
705-36845-A-1-B MS	Matrix Spike	Total Recoverable	Water	3005A	
705-36845-A-1-C MSD	Matrix Spike Duplicate	Total Recoverable	Water	3005A	

Prep Batch: 69044

Lab Sample ID	Client Sample ID	Prep Type	Matrix	Method	Prep Batch
705-37212-1	BOW-PT-02	Total/NA	Water	3010A	
705-37212-2	BOW-PT-04	Total/NA	Water	3010A	
705-37212-3	BOW-AP1-FB-01	Total/NA	Water	3010A	
705-37212-4	BOW-AP1-EB-01	Total/NA	Water	3010A	
705-37212-5	BOW-AP1-FD-01	Total/NA	Water	3010A	
MB 705-69044/1-A	Method Blank	Total/NA	Water	3010A	
LCS 705-69044/2-A	Lab Control Sample	Total/NA	Water	3010A	
705-37216-B-1-C MS	Matrix Spike	Total/NA	Water	3010A	
705-37216-B-1-D MSD	Matrix Spike Duplicate	Total/NA	Water	3010A	

Analysis Batch: 69190

Lab Sample ID	Client Sample ID	Prep Type	Matrix	Method	Prep Batch
MB 705-69044/1-A	Method Blank	Total/NA	Water	6010D	69044
LCS 705-69044/2-A	Lab Control Sample	Total/NA	Water	6010D	69044

Metals (Continued)

Analysis Batch: 69190 (Continued)

Lab Sample ID	Client Sample ID	Prep Type	Matrix	Method	Prep Batch
705-37216-B-1-C MS	Matrix Spike	Total/NA	Water	6010D	69044
705-37216-B-1-D MSD	Matrix Spike Duplicate	Total/NA	Water	6010D	69044

Analysis Batch: 69315

Lab Sample ID	Client Sample ID	Prep Type	Matrix	Method	Prep Batch
705-37212-1	BOW-PT-02	Total/NA	Water	6010D	69044
705-37212-2	BOW-PT-04	Total/NA	Water	6010D	69044
705-37212-3	BOW-AP1-FB-01	Total/NA	Water	6010D	69044
705-37212-4	BOW-AP1-EB-01	Total/NA	Water	6010D	69044
705-37212-5	BOW-AP1-FD-01	Total/NA	Water	6010D	69044

Analysis Batch: 69330

Lab Sample ID	Client Sample ID	Prep Type	Matrix	Method	Prep Batch
705-37212-1	BOW-PT-02	Total Recoverable	Water	6020B	69016
705-37212-2	BOW-PT-04	Total Recoverable	Water	6020B	69016
705-37212-3	BOW-AP1-FB-01	Total Recoverable	Water	6020B	69016
705-37212-4	BOW-AP1-EB-01	Total Recoverable	Water	6020B	69016
705-37212-5	BOW-AP1-FD-01	Total Recoverable	Water	6020B	69016
MB 705-69016/1-A	Method Blank	Total Recoverable	Water	6020B	69016
LCS 705-69016/2-A	Lab Control Sample	Total Recoverable	Water	6020B	69016
705-36845-A-1-B MS	Matrix Spike	Total Recoverable	Water	6020B	69016
705-36845-A-1-C MSD	Matrix Spike Duplicate	Total Recoverable	Water	6020B	69016

General Chemistry

Analysis Batch: 68788

Lab Sample ID	Client Sample ID	Prep Type	Matrix	Method	Prep Batch
705-37212-1	BOW-PT-02	Total/NA	Water	2320B-2011	
705-37212-2	BOW-PT-04	Total/NA	Water	2320B-2011	
705-37212-5	BOW-AP1-FD-01	Total/NA	Water	2320B-2011	
LCS 705-68788/1	Lab Control Sample	Total/NA	Water	2320B-2011	
705-37008-C-1 DU	Duplicate	Total/NA	Water	2320B-2011	

Analysis Batch: 68847

Lab Sample ID	Client Sample ID	Prep Type	Matrix	Method	Prep Batch
705-37212-3	BOW-AP1-FB-01	Total/NA	Water	2320B-2011	
705-37212-4	BOW-AP1-EB-01	Total/NA	Water	2320B-2011	

Lab Chronicle

Client: Geosyntec Consultants Inc
Project/Site: Plant Bowen

Job ID: 705-37212-1

Client Sample ID: BOW-PT-02 — Lab Sample ID: 705-37212-1

Date Collected: 07/18/25 08:35
Date Received: 07/18/25 12:07
Matrix: Water

Prep Type	Batch Type	Batch Method	Run	Dilution Factor	Batch Number	Analyst	Lab	Prepared or Analyzed
Total/NA	Analysis	9056A		50	68733	MS	EET ATL	07/18/25 16:08
Total/NA	Prep	3010A			69044	BR	EET ATL	07/21/25 09:30
Total/NA	Analysis	6010D		1	69315	DAB	EET ATL	07/21/25 16:49
Total Recoverable	Prep	3005A			69016	SA	EET ATL	07/21/25 07:49
Total Recoverable	Analysis	6020B		1	69330	IF	EET ATL	07/22/25 04:10
Total/NA	Analysis	2320B-2011		1	68788	AH	EET ATL	07/18/25 13:45

Client Sample ID: BOW-PT-04 — Lab Sample ID: 705-37212-2

Date Collected: 07/18/25 08:25
Date Received: 07/18/25 12:07
Matrix: Water

Prep Type	Batch Type	Batch Method	Run	Dilution Factor	Batch Number	Analyst	Lab	Prepared or Analyzed
Total/NA	Analysis	9056A		50	68733	MS	EET ATL	07/18/25 16:19
Total/NA	Prep	3010A			69044	BR	EET ATL	07/21/25 09:30
Total/NA	Analysis	6010D		1	69315	DAB	EET ATL	07/21/25 16:52
Total Recoverable	Prep	3005A			69016	SA	EET ATL	07/21/25 07:49
Total Recoverable	Analysis	6020B		1	69330	IF	EET ATL	07/22/25 04:12
Total/NA	Analysis	2320B-2011		1	68788	AH	EET ATL	07/18/25 13:45

Client Sample ID: BOW-AP1-FB-01 — Lab Sample ID: 705-37212-3

Date Collected: 07/18/25 08:40
Date Received: 07/18/25 12:07
Matrix: Water

Prep Type	Batch Type	Batch Method	Run	Dilution Factor	Batch Number	Analyst	Lab	Prepared or Analyzed
Total/NA	Analysis	9056A		1	69398	MS	EET ATL	07/22/25 21:59
Total/NA	Prep	3010A			69044	BR	EET ATL	07/21/25 09:30
Total/NA	Analysis	6010D		1	69315	DAB	EET ATL	07/21/25 17:00
Total Recoverable	Prep	3005A			69016	SA	EET ATL	07/21/25 07:49
Total Recoverable	Analysis	6020B		1	69330	IF	EET ATL	07/22/25 04:15
Total/NA	Analysis	2320B-2011		1	68847	AH	EET ATL	07/18/25 13:45

Client Sample ID: BOW-AP1-EB-01 — Lab Sample ID: 705-37212-4

Date Collected: 07/18/25 08:45
Date Received: 07/18/25 12:07
Matrix: Water

Prep Type	Batch Type	Batch Method	Run	Dilution Factor	Batch Number	Analyst	Lab	Prepared or Analyzed
Total/NA	Analysis	9056A		1	69398	MS	EET ATL	07/22/25 22:11
Total/NA	Prep	3010A			69044	BR	EET ATL	07/21/25 09:30
Total/NA	Analysis	6010D		1	69315	DAB	EET ATL	07/21/25 17:03
Total Recoverable	Prep	3005A			69016	SA	EET ATL	07/21/25 07:49
Total Recoverable	Analysis	6020B		1	69330	IF	EET ATL	07/22/25 04:18
Total/NA	Analysis	2320B-2011		1	68847	AH	EET ATL	07/18/25 13:45

Lab Chronicle

Client: Geosyntec Consultants Inc
Project/Site: Plant Bowen

Job ID: 705-37212-1

Client Sample ID: BOW-AP1-FD-01

Date Collected: 07/18/25 00:00
Date Received: 07/18/25 12:07

Lab Sample ID: 705-37212-5

Matrix: Water

Prep Type	Batch Type	Batch Method	Run	Dilution Factor	Batch Number	Analyst	Lab	Prepared or Analyzed
Total/NA	Analysis	9056A		50	68733	MS	EET ATL	07/18/25 22:47
Total/NA	Prep	3010A			69044	BR	EET ATL	07/21/25 09:30
Total/NA	Analysis	6010D		1	69315	DAB	EET ATL	07/21/25 17:06
Total Recoverable	Prep	3005A			69016	SA	EET ATL	07/21/25 07:49
Total Recoverable	Analysis	6020B		1	69330	IF	EET ATL	07/22/25 04:20
Total/NA	Analysis	2320B-2011		1	68788	AH	EET ATL	07/18/25 13:45

Laboratory References:

EET ATL = Eurofins Atlanta, 3080 Presidential Dr, Atlanta, GA 30340, TEL (770)457-8177

Accreditation/Certification Summary

Client: Geosyntec Consultants Inc
Project/Site: Plant Bowen

Job ID: 705-37212-1

Laboratory: Eurofins Atlanta

The accreditations/certifications listed below are applicable to this report.

Authority	Program	Identification Number	Expiration Date
Florida	NELAP	E87582	06-30-26

eurofins | Environment Testing

ANALYTICAL REPORT

PREPARED FOR

Attn: Marty Crook
Geosyntec Consultants Inc
1255 Roberts Blvd. NW
Suite 200
Kennesaw, Georgia 30144

Generated 12/11/2025 8:17:15 AM Revision 1

JOB DESCRIPTION

Plant Bowen

JOB NUMBER

705-37216-1

Eurofins Atlanta
3080 Presidential Dr
Atlanta GA 30340

See page two for job notes and contact information.

my EOL

Eurofins Atlanta

Job Notes

The test results in this report relate only to the samples as received by the laboratory and will meet all requirements of the methodology, with any exceptions noted. This report shall not be reproduced except in full, without the express written approval of the laboratory. All questions should be directed to the Eurofins Environment Testing Southeast, LLC Project Manager.

Authorization

Generated
12/11/2025 8:17:15 AM
Revision 1

Authorized for release by
David Fuller, Project Manager
David.Fuller@et.eurofinsus.com
(770)344-8986

Table of Contents

Cover Page 1
Table of Contents 3
Sample Summary 4
Chain of Custody 5
Receipt Checklists 6
Definitions/Glossary 7
Case Narrative 8
Client Sample Results 9
Method Summary 11
QC Sample Results 12
QC Association Summary 15
Lab Chronicle 17
Certification Summary 18

Sample Summary

Client: Geosyntec Consultants Inc
Project/Site: Plant Bowen

Job ID: 705-37216-1

Lab Sample ID	Client Sample ID	Matrix	Collected	Received	Sample Origin
705-37216-1	BOW-PT-02-WG-202507171610	Water	07/17/25 16:10	07/18/25 12:07	Georgia
705-37216-2	BOW-PT-04-WG-202507171546	Water	07/17/25 15:46	07/18/25 12:07	Georgia

Eurofins Atlanta
3080 Presidential Dr
Atlanta, GA 30340
Phone (770) 457-8177

Chain of Custody Record

eurofins | Environment Testing America

Client Information	Sampler: A. Tomlinson	Lab PM: Fuller, David	Carrier Tracking No(s):	COC No:
Client Contact: Marty Crook	Phone: 470-636-4740	E-Mail: David.Fuller@et.eurofinsus.com	State of Origin: GA	Page: Page 1 of 1
Company: Geosyntec Consultants, Inc.	PWSID:			Job #
Address: 1255 Roberts Blvd, NW Suite 200	Due Date Requested:			
City: Kennesaw	TAT Requested (days): 2-day TAT			
State, Zip: GA, 30144	Compliance Project: Δ Yes Δ No			
Phone: 678-202-9500(Tel) 678-202-9501(Fax)	Lab Project #: 70504433			
Email: Martin.Crook@geosyntec.com	Lab PO #: _____ / Task 100			
Project Name: Plant Bowen	Project #: GW6581H			
Site:	WO#:			

Analysis Requested

Preservation Codes:
A - HCL
B - NaOH
C - Zn Acetate
D - Nitric Acid
E - NaHSO4
F - MeOH
G - Amchlor
H - Ascorbic Acid
I - Ice
J - DI Water
K - EDTA
L - EDA
M - Hexane
N - None
O - AsNaO2
P - Na2O4S
Q - Na2SO3
R - Na2S2O3
S - H2SO4
T - TSP Dodecahydrate
U - Acetone
V - MCAA
W - pH 4-5
Y - Trizma
Z - other (specify)
Other:

Sample Identification	Sample Date	Sample Time	Sample Type (C=comp, G=grab)	Matrix (W=water, S=solid, O=waste/oil, BT=Tissue, A=Air)	Field Filtered Sample (Yes or No)	Perform MS/MSD (Yes or No)	2320B - Alkalinity	9056A_ORGFM_28D - Chloride & Sulfate	6010D - Select 6 ICP Metals (B, Ca, Fe, Mg, K, Na)	6020B - Cobalt & Molybdenum	Total Number of containers	Special Instructions/Note:
			Preservation Code:				N	N	D	D		
BOW-PT-02	7/17/25	1610	G	WG	N	N	X	X	X	X	2	
BOW-PT-04	7/17/25	1546	G	WG	N	N	X	X	X	X	2	

705-37216 COC

Possible Hazard Identification
☐ *Non-Hazard* ☐ *Flammable* ☐ *Skin Irritant* ☐ *Poison B* ☐ *Unknown* ☐ *Radiological*

Sample Disposal (A fee may be assessed if samples are retained longer than 1 month)
☐ *Return To Client* ☐ *Disposal By Lab* ☐ *Archive For* _____ *Months*

Deliverable Requested: I, II, III, IV, Other (specify)

Special Instructions/QC Requirements: **Task Code: BOW-CCR-CA-20250717**

Empty Kit Relinquished by:	Date:	Time:	Method of Shipment

Relinquished by	Date/Time	Company	Received by	Date/Time	Company
[signature]	7/18/2025 1117	Geosyntec	[signature]	7/18 11:20AM	
[signature]	7/18 12:07PM		[signature]	7-18-25 1207	

Custody Seals Intact: Δ Yes Δ No	Custody Seal No.:	Cooler Temperature(s) °C and Other Remarks: Co 36 #2665

Login Sample Receipt Checklist

Client: Geosyntec Consultants Inc

Job Number: 705-37216-1

Login Number: 37216
List Number: 1
Creator: Tescum, Allyson

List Source: Eurofins Atlanta

Question	Answer	Comment
The cooler's custody seal, if present, is intact.	True	
The cooler does not appear to have been compromised or tampered with.	True	
Samples were received on ice.	True	
Cooler Temperature is acceptable.	True	
Cooler Temperature is recorded.	True	
COC present.	True	
COC is filled out in ink and legible.	True	
COC is filled out with all pertinent information.	True	
Sample custody seals, if present, are intact.	True	
Sample collection date/times are provided.	True	
The samples do not appear to have been compromised or tampered with.	True	
Containers are not broken or leaking.	True	
There are no discrepancies between the containers received and the COC.	True	
Sample containers have legible labels.	True	
Appropriate sample containers were rec'd and sufficient volume for all analyses.	True	
Samples are received within Holding Time (excluding tests with immediate HTs).	True	
Containers requiring zero headspace have no headspace or bubble is <6mm (1/4").	True	
Is there sufficient air space in bottle for bacteriological analysis.	True	

Definitions/Glossary

Client: Geosyntec Consultants Inc
Project/Site: Plant Bowen

Job ID: 705-37216-1

Qualifiers

HPLC/IC

Qualifier	Qualifier Description
F1	MS and/or MSD recovery exceeds control limits.

Metals

Qualifier	Qualifier Description
4	MS, MSD: The analyte present in the original sample is greater than 4 times the matrix spike concentration; therefore, control limits are not applicable.
B	Compound was found in the blank and sample.
J	Result is less than the RL but greater than or equal to the MDL and the concentration is an approximate value.

Glossary

Abbreviation	These commonly used abbreviations may or may not be present in this report.
☼	Listed under the "D" column to designate that the result is reported on a dry weight basis
%R	Percent Recovery
CFL	Contains Free Liquid
CFU	Colony Forming Unit
CNF	Contains No Free Liquid
DER	Duplicate Error Ratio (normalized absolute difference)
Dil Fac	Dilution Factor
DL	Detection Limit (DoD/DOE)
DL, RA, RE, IN	Indicates a Dilution, Re-analysis, Re-extraction, or additional Initial metals/anion analysis of the sample
DLC	Decision Level Concentration (Radiochemistry)
EDL	Estimated Detection Limit (Dioxin)
LOD	Limit of Detection (DoD/DOE)
LOQ	Limit of Quantitation (DoD/DOE)
MCL	EPA recommended "Maximum Contaminant Level"
MDA	Minimum Detectable Activity (Radiochemistry)
MDC	Minimum Detectable Concentration (Radiochemistry)
MDL	Method Detection Limit
ML	Minimum Level (Dioxin)
MPN	Most Probable Number
MQL	Method Quantitation Limit
NC	Not Calculated
ND	Not Detected at the reporting limit (or MDL or EDL if shown)
NEG	Negative / Absent
POS	Positive / Present
PQL	Practical Quantitation Limit
PRES	Presumptive
QC	Quality Control
RER	Relative Error Ratio (Radiochemistry)
RL	Reporting Limit or Requested Limit (Radiochemistry)
RPD	Relative Percent Difference, a measure of the relative difference between two points
TEF	Toxicity Equivalent Factor (Dioxin)
TEQ	Toxicity Equivalent Quotient (Dioxin)
TNTC	Too Numerous To Count

Job Narrative
705-37216-1

Revision 1
The report being provided is a revision of the original report sent on 7/22/2025. The report is being revised in order to include a narrative comment below about the B qualifier flags for Sodium.

Analytical test results meet all requirements of the associated regulatory program listed on the Accreditation/Certification Summary Page unless otherwise noted under the individual analysis. Data qualifiers and/or narrative comments are included to explain any exceptions, if applicable.

- Matrix QC may not be reported if insufficient sample is provided or site-specific QC samples were not submitted. In these situations, to demonstrate precision and accuracy at a batch level, a LCS/LCSD may be performed, unless otherwise specified in the method.
- Surrogate and/or isotope dilution analyte recoveries (if applicable) which are outside of the QC window are confirmed unless attributed to a dilution or otherwise noted in the narrative.

Receipt
The samples were received on 7/18/2025 12:07 PM. Unless otherwise noted below, the samples arrived in good condition, and, where required, properly preserved and on ice. The temperature of the cooler at receipt time was 3.6°C.

HPLC/IC
No additional analytical or quality issues were noted, other than those described above or in the Definitions/ Glossary page.

Metals
Method 6010D: The method blank for preparation batch 705-69044 and analytical batch 705-69190 contained Sodium above the method detection limit. This target analyte concentration was less than the reporting limit (RL) in the method blank; therefore, re-extraction and/or re-analysis of samples was not performed.

No additional analytical or quality issues were noted, other than those described above or in the Definitions/ Glossary page.

General Chemistry
No additional analytical or quality issues were noted, other than those described above or in the Definitions/ Glossary page.

Client Sample Results

Client: Geosyntec Consultants Inc
Project/Site: Plant Bowen

Job ID: 705-37216-1

Client Sample ID: BOW-PT-02-WG-202507171610

Lab Sample ID: 705-37216-1

Date Collected: 07/17/25 16:10
Matrix: Water
Date Received: 07/18/25 12:07

Method: SW846 9056A - Anions, Ion Chromatography

Analyte	Result	Qualifier	RL	MDL	Unit	D	Prepared	Analyzed	Dil Fac
Chloride	100		50	49	mg/L			07/18/25 22:58	50
Sulfate	85		50	38	mg/L			07/18/25 22:58	50

Method: SW846 6010D - Metals (ICP)

Analyte	Result	Qualifier	RL	MDL	Unit	D	Prepared	Analyzed	Dil Fac
Boron	3.5		0.050	0.026	mg/L		07/21/25 09:30	07/21/25 13:29	1
Calcium	77		0.10	0.038	mg/L		07/21/25 09:30	07/21/25 13:29	1
Iron	0.48		0.10	0.035	mg/L		07/21/25 09:30	07/21/25 13:29	1
Magnesium	17		0.10	0.036	mg/L		07/21/25 09:30	07/21/25 13:29	1
Potassium	5.1		0.50	0.32	mg/L		07/21/25 09:30	07/21/25 13:29	1
Sodium	73	B	1.0	0.039	mg/L		07/21/25 09:30	07/21/25 13:29	1

Method: SW846 6020B - Metals (ICP/MS) - Total Recoverable

Analyte	Result	Qualifier	RL	MDL	Unit	D	Prepared	Analyzed	Dil Fac
Cobalt	0.0025	J	0.0050	0.00041	mg/L		07/21/25 07:49	07/22/25 04:04	1
Molybdenum	0.044		0.0050	0.00069	mg/L		07/21/25 07:49	07/22/25 04:04	1

General Chemistry

Analyte	Result	Qualifier	RL	MDL	Unit	D	Prepared	Analyzed	Dil Fac
Bicarbonate Alkalinity (SM 2320B-2011)	300		3.0	3.0	mg/L			07/18/25 13:45	1
Total Alkalinity (SM 2320B-2011)	300		3.0	3.0	mg/L			07/18/25 13:45	1

Client Sample Results

Client: Geosyntec Consultants Inc
Project/Site: Plant Bowen

Job ID: 705-37216-1

Client Sample ID: BOW-PT-04-WG-202507171546

Lab Sample ID: 705-37216-2

Date Collected: 07/17/25 15:46
Matrix: Water
Date Received: 07/18/25 12:07

Method: SW846 9056A - Anions, Ion Chromatography

Analyte	Result	Qualifier	RL	MDL	Unit	D	Prepared	Analyzed	Dil Fac
Chloride	110		50	49	mg/L			07/18/25 23:10	50
Sulfate	83		50	38	mg/L			07/18/25 23:10	50

Method: SW846 6010D - Metals (ICP)

Analyte	Result	Qualifier	RL	MDL	Unit	D	Prepared	Analyzed	Dil Fac
Boron	3.3		0.050	0.026	mg/L		07/21/25 09:30	07/21/25 13:49	1
Calcium	87		0.10	0.038	mg/L		07/21/25 09:30	07/21/25 13:49	1
Iron	ND		0.10	0.035	mg/L		07/21/25 09:30	07/21/25 13:49	1
Magnesium	15		0.10	0.036	mg/L		07/21/25 09:30	07/21/25 13:49	1
Potassium	5.2		0.50	0.32	mg/L		07/21/25 09:30	07/21/25 13:49	1
Sodium	76	B	1.0	0.039	mg/L		07/21/25 09:30	07/21/25 13:49	1

Method: SW846 6020B - Metals (ICP/MS) - Total Recoverable

Analyte	Result	Qualifier	RL	MDL	Unit	D	Prepared	Analyzed	Dil Fac
Cobalt	0.0017	J	0.0050	0.00041	mg/L		07/21/25 07:49	07/22/25 04:07	1
Molybdenum	0.062		0.0050	0.00069	mg/L		07/21/25 07:49	07/22/25 04:07	1

General Chemistry

Analyte	Result	Qualifier	RL	MDL	Unit	D	Prepared	Analyzed	Dil Fac
Bicarbonate Alkalinity (SM 2320B-2011)	310		3.0	3.0	mg/L			07/18/25 13:45	1
Total Alkalinity (SM 2320B-2011)	310		3.0	3.0	mg/L			07/18/25 13:45	1

Method Summary

Client: Geosyntec Consultants Inc
Project/Site: Plant Bowen

Job ID: 705-37216-1

Method	Method Description	Protocol	Laboratory
9056A	Anions, Ion Chromatography	SW846	EET ATL
6010D	Metals (ICP)	SW846	EET ATL
6020B	Metals (ICP/MS)	SW846	EET ATL
2320B-2011	Alkalinity, Total	SM	EET ATL
3005A	Preparation, Total Recoverable or Dissolved Metals	SW846	EET ATL
3010A	Preparation, Total Metals	SW846	EET ATL

Protocol References:

SM = "Standard Methods For The Examination Of Water And Wastewater"

SW846 = "Test Methods For Evaluating Solid Waste, Physical/Chemical Methods", Third Edition, November 1986 And Its Updates.

Laboratory References:

EET ATL = Eurofins Atlanta, 3080 Presidential Dr, Atlanta, GA 30340, TEL (770)457-8177

QC Sample Results

Client: Geosyntec Consultants Inc
Project/Site: Plant Bowen

Job ID: 705-37216-1

Method: 9056A - Anions, Ion Chromatography

Lab Sample ID: MB 705-68733/122 — **Client Sample ID: Method Blank**
Matrix: Water — **Prep Type: Total/NA**
Analysis Batch: 68733

Analyte	MB Result	MB Qualifier	RL	MDL	Unit	D	Prepared	Analyzed	Dil Fac
Chloride	ND		1.0	0.98	mg/L			07/18/25 17:50	1
Sulfate	ND		1.0	0.77	mg/L			07/18/25 17:50	1

Lab Sample ID: LCS 705-68733/123 — **Client Sample ID: Lab Control Sample**
Matrix: Water — **Prep Type: Total/NA**
Analysis Batch: 68733

Analyte	Spike Added	LCS Result	LCS Qualifier	Unit	D	%Rec	%Rec Limits
Chloride	10.0	9.38		mg/L		94	90 - 110
Sulfate	25.0	23.3		mg/L		93	90 - 110

Lab Sample ID: 705-37065-B-1 MS — **Client Sample ID: Matrix Spike**
Matrix: Water — **Prep Type: Total/NA**
Analysis Batch: 68733

Analyte	Sample Result	Sample Qualifier	Spike Added	MS Result	MS Qualifier	Unit	D	%Rec	%Rec Limits
Chloride	27	F1	10.0	34.8	F1	mg/L		78	90 - 110
Sulfate	2.4		25.0	25.8		mg/L		94	90 - 110

Lab Sample ID: 705-37065-B-1 MSD — **Client Sample ID: Matrix Spike Duplicate**
Matrix: Water — **Prep Type: Total/NA**
Analysis Batch: 68733

Analyte	Sample Result	Sample Qualifier	Spike Added	MSD Result	MSD Qualifier	Unit	D	%Rec	%Rec Limits	RPD	RPD Limit
Chloride	27	F1	10.0	35.1	F1	mg/L		81	90 - 110	1	15
Sulfate	2.4		25.0	26.5		mg/L		96	90 - 110	3	15

Method: 6010D - Metals (ICP)

Lab Sample ID: MB 705-69044/1-A — **Client Sample ID: Method Blank**
Matrix: Water — **Prep Type: Total/NA**
Analysis Batch: 69190 — **Prep Batch: 69044**

Analyte	MB Result	MB Qualifier	RL	MDL	Unit	D	Prepared	Analyzed	Dil Fac
Boron	ND		0.050	0.026	mg/L		07/21/25 09:30	07/21/25 15:05	1
Calcium	ND		0.10	0.038	mg/L		07/21/25 09:30	07/21/25 15:05	1
Iron	ND		0.10	0.035	mg/L		07/21/25 09:30	07/21/25 15:05	1
Magnesium	ND		0.10	0.036	mg/L		07/21/25 09:30	07/21/25 15:05	1
Potassium	ND		0.50	0.32	mg/L		07/21/25 09:30	07/21/25 15:05	1
Sodium	0.223	J	1.0	0.039	mg/L		07/21/25 09:30	07/21/25 15:05	1

Lab Sample ID: LCS 705-69044/2-A — **Client Sample ID: Lab Control Sample**
Matrix: Water — **Prep Type: Total/NA**
Analysis Batch: 69190 — **Prep Batch: 69044**

Analyte	Spike Added	LCS Result	LCS Qualifier	Unit	D	%Rec	%Rec Limits
Boron	1.00	0.989		mg/L		99	80 - 120
Calcium	10.0	9.64		mg/L		96	80 - 120
Iron	10.0	10.0		mg/L		100	80 - 120
Magnesium	10.0	9.63		mg/L		96	80 - 120

Method: 6010D - Metals (ICP) (Continued)

Lab Sample ID: LCS 705-69044/2-A — **Client Sample ID: Lab Control Sample**
Matrix: Water — **Prep Type: Total/NA**
Analysis Batch: 69190 — **Prep Batch: 69044**

Analyte	Spike Added	LCS Result	LCS Qualifier	Unit	D	%Rec	%Rec Limits
Potassium	10.0	9.94		mg/L		99	80 - 120
Sodium	10.0	10.4		mg/L		104	80 - 120

Lab Sample ID: 705-37216-1 MS — **Client Sample ID: BOW-PT-02-WG-202507171610**
Matrix: Water — **Prep Type: Total/NA**
Analysis Batch: 69190 — **Prep Batch: 69044**

Analyte	Sample Result	Sample Qualifier	Spike Added	MS Result	MS Qualifier	Unit	D	%Rec	%Rec Limits
Boron	3.5		1.00	4.48		mg/L		99	75 - 125
Calcium	77		10.0	86.5	4	mg/L		93	75 - 125
Iron	0.48		10.0	9.94		mg/L		95	75 - 125
Magnesium	17		10.0	25.9		mg/L		91	75 - 125
Potassium	5.1		10.0	15.7		mg/L		106	75 - 125
Sodium	73	B	10.0	83.4	4	mg/L		103	75 - 125

Lab Sample ID: 705-37216-1 MSD — **Client Sample ID: BOW-PT-02-WG-202507171610**
Matrix: Water — **Prep Type: Total/NA**
Analysis Batch: 69190 — **Prep Batch: 69044**

Analyte	Sample Result	Sample Qualifier	Spike Added	MSD Result	MSD Qualifier	Unit	D	%Rec	%Rec Limits	RPD	RPD Limit
Boron	3.5		1.00	4.47		mg/L		98	75 - 125	0	20
Calcium	77		10.0	86.6	4	mg/L		94	75 - 125	0	20
Iron	0.48		10.0	9.92		mg/L		94	75 - 125	0	20
Magnesium	17		10.0	25.9		mg/L		91	75 - 125	0	20
Potassium	5.1		10.0	15.7		mg/L		106	75 - 125	0	20
Sodium	73	B	10.0	83.8	4	mg/L		107	75 - 125	0	20

Method: 6020B - Metals (ICP/MS)

Lab Sample ID: MB 705-69016/1-A — **Client Sample ID: Method Blank**
Matrix: Water — **Prep Type: Total Recoverable**
Analysis Batch: 69330 — **Prep Batch: 69016**

Analyte	MB Result	MB Qualifier	RL	MDL	Unit	D	Prepared	Analyzed	Dil Fac
Cobalt	ND		0.0050	0.00041	mg/L		07/21/25 07:49	07/22/25 03:21	1
Molybdenum	ND		0.0050	0.00069	mg/L		07/21/25 07:49	07/22/25 03:21	1

Lab Sample ID: LCS 705-69016/2-A — **Client Sample ID: Lab Control Sample**
Matrix: Water — **Prep Type: Total Recoverable**
Analysis Batch: 69330 — **Prep Batch: 69016**

Analyte	Spike Added	LCS Result	LCS Qualifier	Unit	D	%Rec	%Rec Limits
Cobalt	0.100	0.110		mg/L		110	80 - 120
Molybdenum	0.100	0.109		mg/L		109	80 - 120

Method: 6020B - Metals (ICP/MS) (Continued)

Lab Sample ID: 705-36845-A-1-B MS
Matrix: Water
Analysis Batch: 69330

Client Sample ID: Matrix Spike
Prep Type: Total Recoverable
Prep Batch: 69016

Analyte	Sample Result	Sample Qualifier	Spike Added	MS Result	MS Qualifier	Unit	D	%Rec	%Rec Limits		
Cobalt	ND		0.100	0.107		mg/L		107	75 - 125		
Molybdenum	0.0020	J	0.100	0.110		mg/L		108	75 - 125		

Lab Sample ID: 705-36845-A-1-C MSD
Matrix: Water
Analysis Batch: 69330

Client Sample ID: Matrix Spike Duplicate
Prep Type: Total Recoverable
Prep Batch: 69016

Analyte	Sample Result	Sample Qualifier	Spike Added	MSD Result	MSD Qualifier	Unit	D	%Rec	%Rec Limits	RPD	RPD Limit
Cobalt	ND		0.100	0.107		mg/L		107	75 - 125	0	20
Molybdenum	0.0020	J	0.100	0.112		mg/L		110	75 - 125	1	20

Method: 2320B-2011 - Alkalinity, Total

Lab Sample ID: LCS 705-68788/1
Matrix: Water
Analysis Batch: 68788

Client Sample ID: Lab Control Sample
Prep Type: Total/NA

Analyte			Spike Added	LCS Result	LCS Qualifier	Unit	D	%Rec	%Rec Limits		
Bicarbonate Alkalinity			125	124		mg/L		100	90 - 110		
Total Alkalinity			125	124		mg/L		100	90 - 110		

Lab Sample ID: 705-37008-C-1 DU
Matrix: Water
Analysis Batch: 68788

Client Sample ID: Duplicate
Prep Type: Total/NA

Analyte	Sample Result	Sample Qualifier		DU Result	DU Qualifier	Unit	D			RPD	RPD Limit
Bicarbonate Alkalinity	87			84.1		mg/L				4	30
Total Alkalinity	87			84.1		mg/L				4	30

QC Association Summary

Client: Geosyntec Consultants Inc
Project/Site: Plant Bowen

Job ID: 705-37216-1

HPLC/IC

Analysis Batch: 68733

Lab Sample ID	Client Sample ID	Prep Type	Matrix	Method	Prep Batch
705-37216-1	BOW-PT-02-WG-202507171610	Total/NA	Water	9056A	
705-37216-2	BOW-PT-04-WG-202507171546	Total/NA	Water	9056A	
MB 705-68733/122	Method Blank	Total/NA	Water	9056A	
LCS 705-68733/123	Lab Control Sample	Total/NA	Water	9056A	
705-37065-B-1 MS	Matrix Spike	Total/NA	Water	9056A	
705-37065-B-1 MSD	Matrix Spike Duplicate	Total/NA	Water	9056A	

Metals

Prep Batch: 69016

Lab Sample ID	Client Sample ID	Prep Type	Matrix	Method	Prep Batch
705-37216-1	BOW-PT-02-WG-202507171610	Total Recoverable	Water	3005A	
705-37216-2	BOW-PT-04-WG-202507171546	Total Recoverable	Water	3005A	
MB 705-69016/1-A	Method Blank	Total Recoverable	Water	3005A	
LCS 705-69016/2-A	Lab Control Sample	Total Recoverable	Water	3005A	
705-36845-A-1-B MS	Matrix Spike	Total Recoverable	Water	3005A	
705-36845-A-1-C MSD	Matrix Spike Duplicate	Total Recoverable	Water	3005A	

Prep Batch: 69044

Lab Sample ID	Client Sample ID	Prep Type	Matrix	Method	Prep Batch
705-37216-1	BOW-PT-02-WG-202507171610	Total/NA	Water	3010A	
705-37216-2	BOW-PT-04-WG-202507171546	Total/NA	Water	3010A	
MB 705-69044/1-A	Method Blank	Total/NA	Water	3010A	
LCS 705-69044/2-A	Lab Control Sample	Total/NA	Water	3010A	
705-37216-1 MS	BOW-PT-02-WG-202507171610	Total/NA	Water	3010A	
705-37216-1 MSD	BOW-PT-02-WG-202507171610	Total/NA	Water	3010A	

Analysis Batch: 69190

Lab Sample ID	Client Sample ID	Prep Type	Matrix	Method	Prep Batch
705-37216-1	BOW-PT-02-WG-202507171610	Total/NA	Water	6010D	69044
705-37216-2	BOW-PT-04-WG-202507171546	Total/NA	Water	6010D	69044
MB 705-69044/1-A	Method Blank	Total/NA	Water	6010D	69044
LCS 705-69044/2-A	Lab Control Sample	Total/NA	Water	6010D	69044
705-37216-1 MS	BOW-PT-02-WG-202507171610	Total/NA	Water	6010D	69044
705-37216-1 MSD	BOW-PT-02-WG-202507171610	Total/NA	Water	6010D	69044

Analysis Batch: 69330

Lab Sample ID	Client Sample ID	Prep Type	Matrix	Method	Prep Batch
705-37216-1	BOW-PT-02-WG-202507171610	Total Recoverable	Water	6020B	69016
705-37216-2	BOW-PT-04-WG-202507171546	Total Recoverable	Water	6020B	69016
MB 705-69016/1-A	Method Blank	Total Recoverable	Water	6020B	69016
LCS 705-69016/2-A	Lab Control Sample	Total Recoverable	Water	6020B	69016
705-36845-A-1-B MS	Matrix Spike	Total Recoverable	Water	6020B	69016
705-36845-A-1-C MSD	Matrix Spike Duplicate	Total Recoverable	Water	6020B	69016

General Chemistry

Analysis Batch: 68788

Lab Sample ID	Client Sample ID	Prep Type	Matrix	Method	Prep Batch
705-37216-1	BOW-PT-02-WG-202507171610	Total/NA	Water	2320B-2011	
705-37216-2	BOW-PT-04-WG-202507171546	Total/NA	Water	2320B-2011	
LCS 705-68788/1	Lab Control Sample	Total/NA	Water	2320B-2011	

General Chemistry (Continued)

Analysis Batch: 68788 (Continued)

Lab Sample ID	Client Sample ID	Prep Type	Matrix	Method	Prep Batch
705-37008-C-1 DU	Duplicate	Total/NA	Water	2320B-2011	

Lab Chronicle

Client: Geosyntec Consultants Inc
Project/Site: Plant Bowen

Job ID: 705-37216-1

Client Sample ID: BOW-PT-02-WG-202507171610

Lab Sample ID: 705-37216-1
Date Collected: 07/17/25 16:10
Matrix: Water
Date Received: 07/18/25 12:07

Prep Type	Batch Type	Batch Method	Run	Dilution Factor	Batch Number	Analyst	Lab	Prepared or Analyzed
Total/NA	Analysis	9056A		50	68733	MS	EET ATL	07/18/25 22:58
Total/NA	Prep	3010A			69044	BR	EET ATL	07/21/25 09:30
Total/NA	Analysis	6010D		1	69190	DAB	EET ATL	07/21/25 13:29
Total Recoverable	Prep	3005A			69016	SA	EET ATL	07/21/25 07:49
Total Recoverable	Analysis	6020B		1	69330	IF	EET ATL	07/22/25 04:04
Total/NA	Analysis	2320B-2011		1	68788	AH	EET ATL	07/18/25 13:45

Client Sample ID: BOW-PT-04-WG-202507171546

Lab Sample ID: 705-37216-2
Date Collected: 07/17/25 15:46
Matrix: Water
Date Received: 07/18/25 12:07

Prep Type	Batch Type	Batch Method	Run	Dilution Factor	Batch Number	Analyst	Lab	Prepared or Analyzed
Total/NA	Analysis	9056A		50	68733	MS	EET ATL	07/18/25 23:10
Total/NA	Prep	3010A			69044	BR	EET ATL	07/21/25 09:30
Total/NA	Analysis	6010D		1	69190	DAB	EET ATL	07/21/25 13:49
Total Recoverable	Prep	3005A			69016	SA	EET ATL	07/21/25 07:49
Total Recoverable	Analysis	6020B		1	69330	IF	EET ATL	07/22/25 04:07
Total/NA	Analysis	2320B-2011		1	68788	AH	EET ATL	07/18/25 13:45

Laboratory References:

EET ATL = Eurofins Atlanta, 3080 Presidential Dr, Atlanta, GA 30340, TEL (770)457-8177

Accreditation/Certification Summary

Client: Geosyntec Consultants Inc
Project/Site: Plant Bowen

Job ID: 705-37216-1

Laboratory: Eurofins Atlanta

The accreditations/certifications listed below are applicable to this report.

Authority	Program	Identification Number	Expiration Date
Florida	NELAP	E87582	06-30-26

Field Sampling Forms

Low-Flow Test Report:

Test Date / Time: 4/22/2025 12:33:11 PM
Project: Plant Bowen
Operator Name: L Kagdi

Location Name: PT-02 **Well Diameter: 2 in** **Casing Type: PVC** **Screen Length: 10 ft** **Top of Screen: 33.32 ft** **Total Depth: 46.54 ft** **Initial Depth to Water: 29.89 m**	**Pump Type: Bladder Pump** **Tubing Type: Bonded** **Pump Intake From TOC: 38 m** **Estimated Total Volume Pumped: 8000 ml** **Flow Cell Volume: 90 ml** **Final Flow Rate: 200 ml/min** **Final Draw Down: -29.591 ft**	**Instrument Used: Aqua TROLL 400** **Serial Number: 1153823**

Test Notes:

Weather Conditions:
Raining

Low-Flow Readings:

Date Time	Elapsed Time	pH	Temperature	Specific Conductivity	RDO Concentration	Turbidity	ORP	Depth to Water	Flow
		+/- 0.1	+/- 0.5	+/- 3 %	+/- 0.3	+/- 10	+/- 10	+/- 5	
4/22/2025 12:33 PM	00:00	6.99 pH	19.28 °C	1,512.5 µS/cm	1.32 mg/L		17.9 mV	29.89 cm	200.00 ml/min
4/22/2025 12:38 PM	05:00	6.96 pH	18.77 °C	1,766.1 µS/cm	0.77 mg/L	19.80 NTU	63.2 mV	29.89 cm	200.00 ml/min
4/22/2025 12:43 PM	10:00	6.92 pH	18.64 °C	1,950.7 µS/cm	0.58 mg/L	14.10 NTU	49.7 mV	29.89 cm	200.00 ml/min
4/22/2025 12:48 PM	15:00	6.89 pH	18.54 °C	2,015.7 µS/cm	0.44 mg/L	10.20 NTU	70.0 mV	29.89 cm	200.00 ml/min
4/22/2025 12:53 PM	20:00	6.88 pH	18.44 °C	2,048.5 µS/cm	0.45 mg/L	5.40 NTU	89.0 mV	29.89 cm	200.00 ml/min
4/22/2025 12:58 PM	25:00	6.87 pH	18.38 °C	2,053.6 µS/cm	0.40 mg/L	6.57 NTU	95.4 mV	29.89 cm	200.00 ml/min
4/22/2025 1:03 PM	30:00	6.87 pH	18.35 °C	2,051.9 µS/cm	0.59 mg/L	3.68 NTU	106.8 mV	29.89 cm	200.00 ml/min
4/22/2025 1:08 PM	35:00	6.88 pH	18.38 °C	2,053.1 µS/cm	0.30 mg/L	4.06 NTU	77.6 mV	29.89 cm	200.00 ml/min
4/22/2025 1:13 PM	40:00	6.88 pH	18.43 °C	2,064.3 µS/cm	0.19 mg/L	2.59 NTU	97.9 mV	29.89 cm	200.00 ml/min

Samples

Sample ID:	Description:
BOW-PT-02	Select Apps III Appx IV & geochemical parameters

Created using VuSitu from In-Situ, Inc.

Low-Flow Test Report:

Test Date / Time: 4/22/2025 2:17:12 PM
Project: Plant Bowen (2)
Operator Name: L Kagdi

Location Name: PT-04 **Latitude: 34.12479994356085** **Longitude: -84.93400999352795** **Well Diameter: 2 in** **Casing Type: PVC** **Screen Length: 10 ft** **Top of Screen: 34.58 ft** **Total Depth: 44.88 ft** **Initial Depth to Water: 26.68 ft**	**Pump Type: Bladder Pump** **Tubing Type: Bonded** **Pump Intake From TOC: 39 m** **Estimated Total Volume Pumped: 4000 ml** **Flow Cell Volume: 90 ml** **Final Flow Rate: 100 ml/min** **Final Draw Down: 26.8 ft**	**Instrument Used: Aqua TROLL 400** **Serial Number: 1082822**

Test Notes:

Weather Conditions:
Raining

Low-Flow Readings:

Date Time	Elapsed Time	pH	Temperature	Specific Conductivity	RDO Concentration	Turbidity	ORP	Depth to Water	Flow
		+/- 0.1	+/- 0.5	+/- 3 %	+/- 0.3	+/- 10	+/- 10	+/- 5	
4/22/2025 2:17 PM	00:00	7.10 pH	22.91 °C	2,006.5 µS/cm	1.37 mg/L		-7.6 mV	26.78 cm	100.00 ml/min
4/22/2025 2:22 PM	05:00	7.10 pH	20.40 °C	2,196.8 µS/cm	0.95 mg/L	68.50 NTU	-5.7 mV	26.81 cm	100.00 ml/min
4/22/2025 2:27 PM	10:00	7.10 pH	19.92 °C	2,214.5 µS/cm	0.63 mg/L	60.70 NTU	-13.9 mV	26.83 cm	100.00 ml/min
4/22/2025 2:32 PM	15:00	7.10 pH	19.80 °C	2,218.6 µS/cm	0.57 mg/L	56.78 NTU	-2.6 mV	26.83 cm	100.00 ml/min
4/22/2025 2:37 PM	20:00	7.11 pH	19.67 °C	2,211.9 µS/cm	0.56 mg/L	72.30 NTU	-0.8 mV	26.85 cm	100.00 ml/min
4/22/2025 2:42 PM	25:00	7.11 pH	19.73 °C	2,203.6 µS/cm	0.59 mg/L	94.90 NTU	0.6 mV	26.85 cm	100.00 ml/min
4/22/2025 2:47 PM	30:00	7.11 pH	19.81 °C	2,206.1 µS/cm	0.60 mg/L	1,000.00 NTU	1.7 mV	26.85 cm	100.00 ml/min
4/22/2025 2:52 PM	35:00	7.11 pH	19.78 °C	2,205.0 µS/cm	0.62 mg/L	1,000.00 NTU	3.3 mV	26.85 cm	100.00 ml/min
4/22/2025 2:57 PM	40:00	7.10 pH	19.93 °C	2,210.2 µS/cm	0.67 mg/L	1,000.00 NTU	4.4 mV	26.85 cm	100.00 ml/min

Samples

Sample ID:	Description:

PT-04	Select Appx III, Appx IV, & geochem parameters

Created using VuSitu from In-Situ, Inc.

Low-Flow Test Report:

Test Date / Time: 4/23/2025 9:02:47 AM
Project: Plant Bowen
Operator Name: L Kagdi

Location Name: PT-02 **Latitude: 34.12479499825908** **Longitude: -84.93410940459158** **Well Diameter: 2 in** **Casing Type: PVC** **Screen Length: 5 ft** **Top of Screen: 33.32 ft** **Total Depth: 46.54 ft** **Initial Depth to Water: 29.96 ft**	**Pump Type: Bladder** **Tubing Type: Bonded** **Pump Intake From TOC: 38 ft** **Estimated Total Volume Pumped: 5250 ml** **Flow Cell Volume: 90 ml** **Final Flow Rate: 150 ml/min** **Final Draw Down: 0.03 ft**	**Instrument Used: Aqua TROLL 400** **Serial Number: 1153823**

Test Notes:

Weather Conditions:
Clear

Low-Flow Readings:

Date Time	Elapsed Time	pH	Temperature	Specific Conductivity	RDO Concentration	Turbidity	ORP	Depth to Water	Flow
		+/- 0.1	+/- 0.5	+/- 3 %	+/- 0.3	+/- 10	+/- 10	+/- 1	
4/23/2025 9:02 AM	00:00	6.78 pH	18.57 °C	1,899.5 µS/cm	1.55 mg/L		80.3 mV	29.96 ft	150.00 ml/min
4/23/2025 9:07 AM	05:00	6.76 pH	18.58 °C	1,960.2 µS/cm	1.20 mg/L	19.10 NTU	153.9 mV	29.97 ft	150.00 ml/min
4/23/2025 9:12 AM	10:00	6.76 pH	18.72 °C	1,966.6 µS/cm	1.02 mg/L	7.90 NTU	164.1 mV	29.99 ft	150.00 ml/min
4/23/2025 9:17 AM	15:00	6.76 pH	18.65 °C	1,976.9 µS/cm	0.84 mg/L	6.00 NTU	110.6 mV	29.99 ft	150.00 ml/min
4/23/2025 9:22 AM	20:00	6.76 pH	18.66 °C	1,978.1 µS/cm	0.73 mg/L	3.85 NTU	106.6 mV	29.97 ft	150.00 ml/min
4/23/2025 9:27 AM	25:00	6.76 pH	18.69 °C	1,983.8 µS/cm	0.62 mg/L	3.50 NTU	107.9 mV	29.99 ft	150.00 ml/min
4/23/2025 9:32 AM	30:00	6.76 pH	18.70 °C	1,984.8 µS/cm	0.57 mg/L	4.16 NTU	108.3 mV	29.99 ft	150.00 ml/min
4/23/2025 9:37 AM	35:00	6.76 pH	18.73 °C	1,980.9 µS/cm	0.49 mg/L	2.10 NTU	109.7 mV	29.99 ft	150.00 ml/min

Samples

Sample ID:	Description:
BOW-PT-02	Sample time 0940

Created using VuSitu from In-Situ, Inc.

Low-Flow Test Report:

Test Date / Time: 4/23/2025 8:21:43 AM
Project: Plant Bowen
Operator Name: D Gibbs

Location Name: PT-04 **Well Diameter: 2 in** **Casing Type: PVC** **Screen Length: 10 ft** **Top of Screen: 34.58 ft** **Total Depth: 44.88 ft** **Initial Depth to Water: 26.65 ft**	**Pump Type: Peri Pump** **Tubing Type: 1/4 Teflon** **Pump Intake From TOC: 40 ft** **Estimated Total Volume Pumped: 11200 ml** **Flow Cell Volume: 90 ml** **Final Flow Rate: 160 ml/min** **Final Draw Down: 0.51 ft**	**Instrument Used: Aqua TROLL 400** **Serial Number: 1082822**

Test Notes:

Weather Conditions:
Clear

Low-Flow Readings:

Date Time	Elapsed Time	pH	Temperature	Specific Conductivity	RDO Concentration	Turbidity	ORP	Depth to Water	Flow
		+/- 0.1	+/- 0.5	+/- 3 %	+/- 0.3	+/- 10	+/- 10	+/- 1	
4/23/2025 8:21 AM	00:00	6.84 pH	18.29 °C	1,504.2 µS/cm	3.15 mg/L		94.1 mV	26.65 ft	160.00 ml/min
4/23/2025 8:26 AM	05:00	7.08 pH	18.27 °C	1,551.5 µS/cm	2.43 mg/L	30.00 NTU	72.2 mV	26.90 ft	160.00 ml/min
4/23/2025 8:31 AM	10:00	7.09 pH	18.42 °C	1,706.5 µS/cm	1.93 mg/L	26.40 NTU	78.0 mV	26.96 ft	160.00 ml/min
4/23/2025 8:36 AM	15:00	7.09 pH	18.49 °C	1,846.0 µS/cm	1.43 mg/L	16.80 NTU	63.0 mV	27.00 ft	160.00 ml/min
4/23/2025 8:41 AM	20:00	7.09 pH	18.60 °C	1,834.8 µS/cm	1.48 mg/L	15.40 NTU	49.8 mV	27.04 ft	160.00 ml/min
4/23/2025 8:46 AM	25:00	7.09 pH	18.66 °C	1,864.9 µS/cm	1.30 mg/L	15.50 NTU	55.6 mV	27.08 ft	160.00 ml/min
4/23/2025 8:51 AM	30:00	7.08 pH	18.78 °C	1,882.3 µS/cm	1.36 mg/L	13.50 NTU	47.2 mV	27.10 ft	160.00 ml/min
4/23/2025 8:56 AM	35:00	7.08 pH	18.77 °C	1,891.2 µS/cm	1.33 mg/L	10.02 NTU	53.3 mV	27.11 ft	160.00 ml/min
4/23/2025 9:01 AM	40:00	7.07 pH	18.90 °C	1,931.5 µS/cm	1.27 mg/L	8.37 NTU	53.1 mV	27.13 ft	160.00 ml/min
4/23/2025 9:06 AM	45:00	7.06 pH	19.29 °C	1,949.4 µS/cm	1.03 mg/L	6.23 NTU	45.2 mV	27.15 ft	160.00 ml/min
4/23/2025 9:11 AM	50:00	7.07 pH	19.41 °C	1,964.0 µS/cm	0.71 mg/L	4.25 NTU	34.2 mV	27.15 ft	160.00 ml/min
4/23/2025 9:16 AM	55:00	7.11 pH	18.96 °C	1,809.6 µS/cm	0.78 mg/L	4.15 NTU	24.5 mV	27.15 ft	160.00 ml/min
4/23/2025 9:21 AM	01:00:00	7.09 pH	18.80 °C	1,966.9 µS/cm	0.79 mg/L	4.21 NTU	14.0 mV	27.15 ft	160.00 ml/min

4/23/2025 9:26 AM	01:05:00	7.10 pH	18.70 °C	1,983.3 µS/cm	0.76 mg/L	4.20 NTU	11.9 mV	27.16 ft	160.00 ml/min
4/23/2025 9:31 AM	01:10:00	7.10 pH	18.73 °C	1,982.7 µS/cm	0.50 mg/L	2.20 NTU	6.2 mV	27.16 ft	160.00 ml/min

Samples

Sample ID:	Description:
BOW-PT-04	Sample time 0935

Created using VuSitu from In-Situ, Inc.

Low-Flow Test Report:

Test Date / Time: 4/24/2025 7:48:47 AM
Project: Plant Bowen
Operator Name: L Kagdi

Location Name: PT-02 **Latitude: 34.12488556470175** **Longitude: -84.93396992803079** **Well Diameter: 2 in** **Casing Type: PVC** **Screen Length: 10 ft** **Top of Screen: 33.32 ft** **Total Depth: 46.54 ft** **Initial Depth to Water: 29.73 ft**	**Pump Type: Bladder Pump** **Tubing Type: Bonded** **Pump Intake From TOC: 39 ft** **Estimated Total Volume Pumped: 4500 ml** **Flow Cell Volume: 90 ml** **Final Flow Rate: 100 ml/min** **Final Draw Down: -0.33 ft**	**Instrument Used: Aqua TROLL 400** **Serial Number: 1153823**

Test Notes:

Weather Conditions:
Overcast

Low-Flow Readings:

Date Time	Elapsed Time	pH	Temperature	Specific Conductivity	RDO Concentration	Turbidity	ORP	Depth to Water	Flow
		+/- 0.1	+/- 0.5	+/- 3 %	+/- 0.3	+/- 10	+/- 10	+/- 1	
4/24/2025 7:48 AM	00:00	7.07 pH	17.73 °C	1,660.6 µS/cm	0.96 mg/L		142.9 mV	29.53 ft	100.00 ml/min
4/24/2025 7:53 AM	05:00	7.12 pH	17.79 °C	1,857.9 µS/cm	0.51 mg/L	15.60 NTU	91.1 mV	29.50 ft	100.00 ml/min
4/24/2025 7:58 AM	10:00	7.18 pH	17.81 °C	1,995.5 µS/cm	0.65 mg/L	10.12 NTU	86.1 mV	29.50 ft	100.00 ml/min
4/24/2025 8:03 AM	15:00	7.17 pH	17.84 °C	1,998.0 µS/cm	0.65 mg/L	7.09 NTU	89.7 mV	29.47 ft	100.00 ml/min
4/24/2025 8:08 AM	20:00	7.15 pH	17.88 °C	1,953.8 µS/cm	0.65 mg/L	6.69 NTU	84.0 mV	29.46 ft	100.00 ml/min
4/24/2025 8:13 AM	25:00	7.14 pH	17.90 °C	1,926.3 µS/cm	0.67 mg/L	6.65 NTU	82.6 mV	29.40 ft	100.00 ml/min
4/24/2025 8:18 AM	30:00	7.13 pH	17.95 °C	1,900.2 µS/cm	0.70 mg/L	6.15 NTU	82.7 mV	29.40 ft	100.00 ml/min
4/24/2025 8:23 AM	35:00	7.12 pH	17.99 °C	1,875.8 µS/cm	0.71 mg/L	3.37 NTU	86.2 mV	29.40 ft	100.00 ml/min
4/24/2025 8:28 AM	40:00	7.11 pH	18.05 °C	1,849.1 µS/cm	0.74 mg/L	2.49 NTU	89.7 mV	29.40 ft	100.00 ml/min
4/24/2025 8:33 AM	45:00	7.11 pH	18.09 °C	1,830.2 µS/cm	0.75 mg/L	1.96 NTU	93.3 mV	29.40 ft	100.00 ml/min

Samples

Sample ID:	Description:

BOW-PT-02	Sample time 0840

Created using VuSitu from In-Situ, Inc.

Low-Flow Test Report:

Test Date / Time: 4/24/2025 7:23:00 AM
Project: Plant Bowen
Operator Name: D Gibbs

Location Name: PT-04 **Well Diameter: 2 in** **Casing Type: PVC** **Screen Length: 10 ft** **Top of Screen: 34.58 ft** **Total Depth: 44.88 ft** **Initial Depth to Water: 26.12 ft**	**Pump Type: Peri Pump** **Tubing Type: 1/4 Teflon** **Pump Intake From TOC: 40 ft** **Estimated Total Volume Pumped: 17600 ml** **Flow Cell Volume: 90 ml** **Final Flow Rate: 160 ml/min** **Final Draw Down: 0.5 ft**	**Instrument Used: Aqua TROLL 400** **Serial Number: 1082822**

Test Notes:
Sample time 0920

Weather Conditions:
Overcast

Low-Flow Readings:

Date Time	Elapsed Time	pH	Temperature	Specific Conductivity	RDO Concentration	Turbidity	ORP	Depth to Water	Flow
		+/- 0.1	+/- 0.5	+/- 3 %	+/- 0.3	+/- 10	+/- 10	+/- 1	
4/24/2025 7:23 AM	00:00	6.74 pH	19.22 °C	140.37 µS/cm	7.01 mg/L		121.2 mV	26.12 ft	160.00 ml/min
4/24/2025 7:28 AM	05:00	7.48 pH	18.25 °C	104.87 µS/cm	7.00 mg/L	1,000.00 NTU	102.7 mV	26.42 ft	160.00 ml/min
4/24/2025 7:33 AM	10:00	7.76 pH	18.16 °C	114.60 µS/cm	7.32 mg/L	1,000.00 NTU	96.1 mV	26.55 ft	160.00 ml/min
4/24/2025 7:38 AM	15:00	7.68 pH	18.10 °C	304.58 µS/cm	6.85 mg/L	1,000.00 NTU	95.8 mV	26.58 ft	160.00 ml/min
4/24/2025 7:43 AM	20:00	7.29 pH	18.06 °C	1,101.4 µS/cm	4.24 mg/L	96.40 NTU	98.5 mV	26.58 ft	160.00 ml/min
4/24/2025 7:48 AM	25:00	7.34 pH	18.06 °C	1,216.3 µS/cm	3.68 mg/L	84.90 NTU	108.9 mV	26.58 ft	160.00 ml/min
4/24/2025 7:53 AM	30:00	7.36 pH	18.05 °C	1,271.6 µS/cm	3.31 mg/L	70.70 NTU	105.6 mV	26.58 ft	160.00 ml/min
4/24/2025 7:58 AM	35:00	7.37 pH	18.05 °C	1,280.8 µS/cm	3.07 mg/L	59.30 NTU	102.5 mV	26.58 ft	160.00 ml/min
4/24/2025 8:03 AM	40:00	7.37 pH	18.06 °C	1,293.6 µS/cm	2.88 mg/L	54.30 NTU	93.4 mV	26.58 ft	160.00 ml/min
4/24/2025 8:08 AM	45:00	7.37 pH	18.07 °C	1,321.4 µS/cm	3.20 mg/L	46.90 NTU	96.9 mV	26.58 ft	160.00 ml/min
4/24/2025 8:13 AM	50:00	7.37 pH	18.10 °C	1,352.8 µS/cm	3.10 mg/L	39.30 NTU	95.1 mV	26.58 ft	160.00 ml/min
4/24/2025 8:18 AM	55:00	7.36 pH	18.14 °C	1,404.7 µS/cm	2.69 mg/L	34.20 NTU	93.3 mV	26.58 ft	160.00 ml/min
4/24/2025 8:23 AM	01:00:00	7.37 pH	18.15 °C	1,456.5 µS/cm	2.38 mg/L	29.04 NTU	86.6 mV	26.59 ft	160.00 ml/min

4/24/2025 8:28 AM	01:05:00	7.37 pH	18.20 °C	1,525.3 µS/cm	2.11 mg/L	21.10 NTU	89.3 mV	26.61 ft	160.00 ml/min
4/24/2025 8:33 AM	01:10:00	7.37 pH	18.24 °C	1,621.5 µS/cm	1.83 mg/L	13.80 NTU	88.5 mV	26.62 ft	160.00 ml/min
4/24/2025 8:38 AM	01:15:00	7.37 pH	18.25 °C	1,721.7 µS/cm	1.53 mg/L	9.61 NTU	87.6 mV	26.62 ft	160.00 ml/min
4/24/2025 8:43 AM	01:20:00	7.38 pH	18.29 °C	1,804.1 µS/cm	1.25 mg/L	6.67 NTU	86.8 mV	26.62 ft	160.00 ml/min
4/24/2025 8:48 AM	01:25:00	7.39 pH	18.33 °C	1,858.1 µS/cm	1.09 mg/L	5.54 NTU	81.3 mV	26.62 ft	160.00 ml/min
4/24/2025 8:53 AM	01:30:00	7.39 pH	18.33 °C	1,908.0 µS/cm	0.99 mg/L	4.89 NTU	83.3 mV	26.62 ft	160.00 ml/min
4/24/2025 8:58 AM	01:35:00	7.39 pH	18.33 °C	1,943.3 µS/cm	0.94 mg/L	4.91 NTU	82.0 mV	26.62 ft	160.00 ml/min
4/24/2025 9:03 AM	01:40:00	7.40 pH	18.37 °C	1,977.8 µS/cm	0.90 mg/L	4.88 NTU	76.8 mV	26.62 ft	160.00 ml/min
4/24/2025 9:08 AM	01:45:00	7.39 pH	18.38 °C	2,009.9 µS/cm	0.89 mg/L	4.92 NTU	78.3 mV	26.62 ft	160.00 ml/min
4/24/2025 9:13 AM	01:50:00	7.40 pH	18.36 °C	2,026.8 µS/cm	0.85 mg/L	4.90 NTU	73.7 mV	26.62 ft	160.00 ml/min

Samples

Sample ID:	Description:
BOW-PT-04	BOW-AP1-FD-01

Low-Flow Test Report:

Test Date / Time: 4/25/2025 7:24:05 AM
Project: Plant Bowen
Operator Name: L Kagdi

Location Name: PT-02 **Latitude: 34.12488556470175** **Longitude: -84.93396992803079** **Well Diameter: 2 in** **Casing Type: PVC** **Screen Length: 10 ft** **Top of Screen: 33.32 ft** **Total Depth: 46.54 ft** **Initial Depth to Water: 29.15 ft**	**Pump Type: Bladder Pump** **Tubing Type: Bonded** **Pump Intake From TOC: 39 ft** **Estimated Total Volume Pumped: 7000 ml** **Flow Cell Volume: 90 ml** **Final Flow Rate: 100 ml/min** **Final Draw Down: 0.06 ft**	**Instrument Used: Aqua TROLL 400** **Serial Number: 1153823**

Test Notes:

Weather Conditions:
Cloudy

Low-Flow Readings:

Date Time	Elapsed Time	pH	Temperature	Specific Conductivity	RDO Concentration	Turbidity	ORP	Depth to Water	Flow
		+/- 0.1	+/- 0.5	+/- 3 %	+/- 0.3	+/- 10	+/- 10	+/- 1	
4/25/2025 7:24 AM	00:00	7.27 pH	18.52 °C	1,416.6 µS/cm	3.06 mg/L		174.0 mV	29.15 ft	100.00 ml/min
4/25/2025 7:29 AM	05:00	7.16 pH	18.08 °C	1,543.8 µS/cm	0.53 mg/L	16.20 NTU	213.5 mV	29.24 ft	100.00 ml/min
4/25/2025 7:34 AM	10:00	7.16 pH	18.12 °C	1,703.6 µS/cm	0.27 mg/L	19.80 NTU	175.8 mV	29.24 ft	100.00 ml/min
4/25/2025 7:39 AM	15:00	7.29 pH	18.16 °C	2,085.2 µS/cm	0.25 mg/L	40.00 NTU	70.2 mV	29.24 ft	100.00 ml/min
4/25/2025 7:44 AM	20:00	7.38 pH	18.23 °C	2,553.5 µS/cm	0.34 mg/L	37.90 NTU	39.9 mV	29.21 ft	100.00 ml/min
4/25/2025 7:49 AM	25:00	7.40 pH	18.38 °C	2,710.0 µS/cm	0.51 mg/L	33.20 NTU	39.6 mV	29.21 ft	100.00 ml/min
4/25/2025 7:54 AM	30:00	7.38 pH	18.39 °C	2,736.2 µS/cm	0.72 mg/L	16.60 NTU	51.6 mV	29.21 ft	100.00 ml/min
4/25/2025 7:59 AM	35:00	7.36 pH	18.50 °C	2,701.9 µS/cm	0.81 mg/L	13.60 NTU	58.2 mV	29.21 ft	100.00 ml/min
4/25/2025 8:04 AM	40:00	7.34 pH	18.57 °C	2,652.6 µS/cm	0.88 mg/L	9.80 NTU	62.3 mV	29.21 ft	100.00 ml/min
4/25/2025 8:09 AM	45:00	7.32 pH	18.66 °C	2,616.0 µS/cm	0.93 mg/L	7.39 NTU	64.1 mV	29.21 ft	100.00 ml/min
4/25/2025 8:14 AM	50:00	7.31 pH	18.74 °C	2,579.1 µS/cm	0.95 mg/L	6.33 NTU	65.5 mV	29.21 ft	100.00 ml/min
4/25/2025 8:19 AM	55:00	7.30 pH	18.74 °C	2,548.2 µS/cm	0.97 mg/L	5.63 NTU	67.1 mV	29.21 ft	100.00 ml/min
4/25/2025 8:24 AM	01:00:00	7.30 pH	18.76 °C	2,522.6 µS/cm	0.99 mg/L	4.68 NTU	67.9 mV	29.21 ft	100.00 ml/min

4/25/2025 8:29 AM	01:05:00	7.29 pH	18.78 °C	2,503.4 µS/cm	1.01 mg/L	3.98 NTU	69.8 mV	29.21 ft	100.00 ml/min
4/25/2025 8:34 AM	01:10:00	7.29 pH	19.05 °C	2,500.5 µS/cm	1.03 mg/L	3.32 NTU	73.2 mV	29.21 ft	100.00 ml/min

Samples

Sample ID:	Description:
BOW-PT-02	Sample time 0835

Created using VuSitu from In-Situ, Inc.

Low-Flow Test Report:

Test Date / Time: 4/25/2025 7:12:55 AM
Project: Plant Bowen (2)
Operator Name: D Gibbs

Location Name: PT-04 **Well Diameter: 2 in** **Casing Type: PVC** **Screen Length: 10 ft** **Top of Screen: 34.58 ft** **Total Depth: 44.88 ft** **Initial Depth to Water: 25.95 ft**	**Pump Type: Peri Pump** **Tubing Type: 1/4 Teflon** **Pump Intake From TOC: 40 ft** **Estimated Total Volume Pumped: 7200 ml** **Flow Cell Volume: 90 ml** **Final Flow Rate: 160 ml/min** **Final Draw Down: 0.4 ft**	**Instrument Used: Aqua TROLL 400** **Serial Number: 1082822**

Test Notes:

Weather Conditions:
P.Cloudy

Low-Flow Readings:

Date Time	Elapsed Time	pH	Temperature	Specific Conductivity	RDO Concentration	Turbidity	ORP	Depth to Water	Flow
		+/- 0.1	+/- 0.5	+/- 3 %	+/- 0.3	+/- 10	+/- 10	+/- 1	
4/25/2025 7:12 AM	00:00	6.69 pH	18.96 °C	1,662.1 µS/cm	7.52 mg/L		158.5 mV	25.95 ft	160.00 ml/min
4/25/2025 7:17 AM	05:00	7.38 pH	18.37 °C	2,064.2 µS/cm	0.94 mg/L	7.79 NTU	103.7 mV	26.29 ft	160.00 ml/min
4/25/2025 7:22 AM	10:00	7.39 pH	18.30 °C	2,068.4 µS/cm	0.91 mg/L	6.82 NTU	90.0 mV	26.30 ft	160.00 ml/min
4/25/2025 7:27 AM	15:00	7.36 pH	18.26 °C	2,208.5 µS/cm	0.90 mg/L	4.71 NTU	90.8 mV	26.33 ft	160.00 ml/min
4/25/2025 7:32 AM	20:00	7.37 pH	18.24 °C	2,317.0 µS/cm	0.98 mg/L	4.45 NTU	83.9 mV	26.36 ft	160.00 ml/min
4/25/2025 7:37 AM	25:00	7.38 pH	18.26 °C	2,453.0 µS/cm	1.09 mg/L	3.88 NTU	85.4 mV	26.35 ft	160.00 ml/min
4/25/2025 7:42 AM	30:00	7.51 pH	18.29 °C	3,016.3 µS/cm	2.32 mg/L	3.09 NTU	85.7 mV	26.35 ft	160.00 ml/min
4/25/2025 7:47 AM	35:00	7.54 pH	18.37 °C	3,111.7 µS/cm	2.65 mg/L	3.57 NTU	83.4 mV	26.35 ft	160.00 ml/min
4/25/2025 7:52 AM	40:00	7.54 pH	18.45 °C	3,184.3 µS/cm	2.74 mg/L	2.21 NTU	78.5 mV	26.35 ft	160.00 ml/min
4/25/2025 7:57 AM	45:00	7.53 pH	18.49 °C	3,196.7 µS/cm	2.81 mg/L	2.24 NTU	79.2 mV	26.35 ft	160.00 ml/min

Samples

Sample ID:	Description:

BOW-PT-04	Sample time 0805

Created using VuSitu from In-Situ, Inc.

Low-Flow Test Report:

Test Date / Time: 4/26/2025 7:28:46 AM
Project: Plant Bowen
Operator Name: L Kagdi

Location Name: PT-04 **Well Diameter: 2 in** **Casing Type: PVC** **Screen Length: 10 ft** **Top of Screen: 34.58 ft** **Total Depth: 44.88 ft** **Initial Depth to Water: 25.52 ft**	**Pump Type: Peri Pump** **Tubing Type: 1/4 Teflon** **Pump Intake From TOC: 40 ft** **Estimated Total Volume Pumped: 12664 ml** **Flow Cell Volume: 90 ml** **Final Flow Rate: 160 ml/min** **Final Draw Down: 0.53 ft**	**Instrument Used: Aqua TROLL 400** **Serial Number: 1082822**

Test Notes:

Low-Flow Readings:

Date Time	Elapsed Time	pH	Temperature	Specific Conductivity	RDO Concentration	Turbidity	ORP	Depth to Water	Flow
		+/- 0.1	+/- 0.5	+/- 3 %	+/- 0.3	+/- 10	+/- 10	+/- 1	
4/26/2025 7:28 AM	00:00	7.80 pH	18.42 °C	136.83 µS/cm	7.25 mg/L		109.2 mV	25.52 ft	160.00 ml/min
4/26/2025 7:33 AM	05:00	7.86 pH	18.32 °C	133.99 µS/cm	7.18 mg/L	1,000.00 NTU	97.7 mV	25.59 ft	160.00 ml/min
4/26/2025 7:38 AM	10:00	7.80 pH	18.31 °C	225.60 µS/cm	6.72 mg/L	1,000.00 NTU	101.9 mV	25.65 ft	160.00 ml/min
4/26/2025 7:43 AM	15:00	7.54 pH	18.30 °C	1,080.2 µS/cm	3.55 mg/L	1,000.00 NTU	105.3 mV	25.76 ft	160.00 ml/min
4/26/2025 7:48 AM	20:00	7.59 pH	18.36 °C	1,721.0 µS/cm	3.23 mg/L	1,000.00 NTU	116.1 mV	25.82 ft	160.00 ml/min
4/26/2025 7:53 AM	25:00	7.69 pH	18.42 °C	2,065.9 µS/cm	3.24 mg/L	1,000.00 NTU	112.7 mV	25.88 ft	160.00 ml/min
4/26/2025 7:58 AM	30:00	7.67 pH	18.43 °C	2,204.7 µS/cm	2.66 mg/L	95.10 NTU	110.9 mV	25.92 ft	160.00 ml/min
4/26/2025 8:03 AM	35:00	7.66 pH	18.35 °C	2,241.9 µS/cm	2.41 mg/L	90.11 NTU	100.8 mV	25.97 ft	160.00 ml/min
4/26/2025 8:07 AM	39:09	7.66 pH	18.34 °C	2,241.2 µS/cm	2.38 mg/L	80.11 NTU	98.9 mV	26.05 ft	160.00 ml/min
4/26/2025 8:12 AM	44:09	7.66 pH	18.32 °C	2,436.4 µS/cm	2.06 mg/L	54.80 NTU	96.0 mV	26.05 ft	160.00 ml/min
4/26/2025 8:17 AM	49:09	7.68 pH	18.29 °C	2,831.1 µS/cm	1.56 mg/L	43.40 NTU	99.5 mV	26.05 ft	160.00 ml/min
4/26/2025 8:22 AM	54:09	7.71 pH	18.29 °C	3,256.3 µS/cm	1.27 mg/L	29.80 NTU	97.4 mV	26.05 ft	160.00 ml/min
4/26/2025 8:27 AM	59:09	7.74 pH	18.33 °C	3,556.7 µS/cm	1.12 mg/L	24.30 NTU	94.8 mV	26.05 ft	160.00 ml/min
4/26/2025 8:32 AM	01:04:09	7.75 pH	18.57 °C	3,729.0 µS/cm	1.03 mg/L	14.10 NTU	87.3 mV	26.05 ft	160.00 ml/min
4/26/2025 8:37 AM	01:09:09	7.75 pH	18.64 °C	3,833.7 µS/cm	1.00 mg/L	4.97 NTU	88.9 mV	26.05 ft	160.00 ml/min

4/26/2025 8:42 AM	01:14:09	7.76 pH	18.62 °C	3,904.5 µS/cm	0.99 mg/L	4.11 NTU	82.8 mV	26.05 ft	160.00 ml/min
4/26/2025 8:47 AM	01:19:09	7.76 pH	18.62 °C	3,946.1 µS/cm	0.99 mg/L	3.71 NTU	84.3 mV	26.05 ft	160.00 ml/min

Samples

Sample ID:	Description:

Created using VuSitu from In-Situ, Inc.

Low-Flow Test Report:

Test Date / Time: 4/27/2025 7:33:29 AM
Project: Plant Bowen
Operator Name: L Kagdi

Location Name: PT-02 **Latitude: 34.12479499825908** **Longitude: -84.93410940459158** **Well Diameter: 2 in** **Casing Type: PVC** **Screen Length: 5 ft** **Top of Screen: 33.32 ft** **Total Depth: 46.54 ft** **Initial Depth to Water: 28.12 ft**	**Pump Type: Bladder** **Tubing Type: Bonded** **Pump Intake From TOC: 38 ft** **Estimated Total Volume Pumped: 15000 ml** **Flow Cell Volume: 90 ml** **Final Flow Rate: 150 ml/min** **Final Draw Down: 0.26 ft**	**Instrument Used: Aqua TROLL 400** **Serial Number: 1153823**

Test Notes:
Sample time 0915

Low-Flow Readings:

Date Time	Elapsed Time	pH	Temperature	Specific Conductivity	RDO Concentration	Turbidity	ORP	Depth to Water	Flow
		+/- 0.1	+/- 0.5	+/- 3 %	+/- 0.3	+/- 10	+/- 10	+/- 1	
4/27/2025 7:33 AM	00:00	7.82 pH	16.02 °C	1.96 µS/cm	8.99 mg/L		118.0 mV	28.12 ft	150.00 ml/min
4/27/2025 7:38 AM	05:00	7.16 pH	16.22 °C	2,141.2 µS/cm	3.27 mg/L	49.10 NTU	169.7 mV	28.12 ft	150.00 ml/min
4/27/2025 7:43 AM	10:00	7.16 pH	17.00 °C	2,265.8 µS/cm	0.44 mg/L	36.30 NTU	94.9 mV	28.14 ft	150.00 ml/min
4/27/2025 7:48 AM	15:00	7.17 pH	17.48 °C	2,516.8 µS/cm	0.32 mg/L	31.00 NTU	90.7 mV	28.15 ft	150.00 ml/min
4/27/2025 7:53 AM	20:00	7.23 pH	17.39 °C	2,942.1 µS/cm	0.34 mg/L	27.30 NTU	98.3 mV	28.17 ft	150.00 ml/min
4/27/2025 7:58 AM	25:00	7.27 pH	17.20 °C	3,129.2 µS/cm	0.44 mg/L	25.10 NTU	87.9 mV	28.18 ft	150.00 ml/min
4/27/2025 8:03 AM	30:00	7.29 pH	17.43 °C	3,217.0 µS/cm	0.55 mg/L	22.70 NTU	85.2 mV	28.18 ft	150.00 ml/min
4/27/2025 8:08 AM	35:00	7.30 pH	17.32 °C	3,314.1 µS/cm	0.77 mg/L	18.20 NTU	84.2 mV	28.19 ft	150.00 ml/min
4/27/2025 8:13 AM	40:00	7.29 pH	17.49 °C	3,352.4 µS/cm	0.89 mg/L	12.30 NTU	79.2 mV	28.21 ft	150.00 ml/min
4/27/2025 8:18 AM	45:00	7.29 pH	17.41 °C	3,368.5 µS/cm	0.94 mg/L	11.30 NTU	73.1 mV	28.22 ft	150.00 ml/min
4/27/2025 8:23 AM	50:00	7.28 pH	17.67 °C	3,366.8 µS/cm	0.97 mg/L	10.10 NTU	72.1 mV	28.23 ft	150.00 ml/min
4/27/2025 8:28 AM	55:00	7.28 pH	17.58 °C	3,348.8 µS/cm	1.00 mg/L	9.11 NTU	68.7 mV	28.24 ft	150.00 ml/min
4/27/2025 8:33 AM	01:00:00	7.27 pH	17.63 °C	3,347.4 µS/cm	1.04 mg/L	8.15 NTU	95.2 mV	28.26 ft	150.00 ml/min
4/27/2025 8:38 AM	01:05:00	7.27 pH	17.62 °C	3,331.6 µS/cm	1.05 mg/L	6.84 NTU	68.9 mV	28.27 ft	150.00 ml/min
4/27/2025 8:43 AM	01:10:00	7.27 pH	17.52 °C	3,323.7 µS/cm	1.07 mg/L	6.19 NTU	68.3 mV	28.29 ft	150.00 ml/min

4/27/2025 8:48 AM	01:15:00	7.27 pH	17.62 °C	3,316.7 µS/cm	1.09 mg/L	5.87 NTU	66.4 mV	28.31 ft	150.00 ml/min
4/27/2025 8:53 AM	01:20:00	7.26 pH	17.59 °C	3,315.0 µS/cm	1.11 mg/L	5.29 NTU	95.0 mV	28.33 ft	150.00 ml/min
4/27/2025 8:58 AM	01:25:00	7.26 pH	17.67 °C	3,301.1 µS/cm	1.12 mg/L	5.11 NTU	71.2 mV	28.35 ft	150.00 ml/min
4/27/2025 9:03 AM	01:30:00	7.26 pH	17.75 °C	3,299.8 µS/cm	1.13 mg/L	4.35 NTU	70.8 mV	28.37 ft	150.00 ml/min
4/27/2025 9:08 AM	01:35:00	7.26 pH	18.03 °C	3,294.2 µS/cm	1.14 mg/L	4.29 NTU	70.0 mV	28.38 ft	150.00 ml/min
4/27/2025 9:13 AM	01:40:00	7.26 pH	18.21 °C	3,292.9 µS/cm	1.15 mg/L	4.11 NTU	99.6 mV	28.38 ft	150.00 ml/min

Samples

Sample ID:	Description:
BOW-PT-02	Sample time 0915

Low-Flow Test Report:

Test Date / Time: 4/27/2025 7:14:11 AM
Project: Plant Bowen
Operator Name: L Kagdi

Location Name: PT-04 **Well Diameter: 2 in** **Casing Type: PVC** **Screen Length: 10 ft** **Top of Screen: 34.58 ft** **Total Depth: 44.88 ft** **Initial Depth to Water: 25 ft**	**Pump Type: Peri Pump** **Tubing Type: 1/4 Teflon** **Pump Intake From TOC: 40 ft** **Estimated Total Volume Pumped: 12000 ml** **Flow Cell Volume: 90 ml** **Final Flow Rate: 160 ml/min** **Final Draw Down: 0.29 ft**	**Instrument Used: Aqua TROLL 400** **Serial Number: 1082822**

Test Notes:
Sample time 0830

Low-Flow Readings:

Date Time	Elapsed Time	pH	Temperature	Specific Conductivity	RDO Concentration	Turbidity	ORP	Depth to Water	Flow
		+/- 0.1	+/- 0.5	+/- 3 %	+/- 0.3	+/- 10	+/- 10	+/- 1	
4/27/2025 7:14 AM	00:00	7.43 pH	17.16 °C	2,279.6 µS/cm	3.71 mg/L	51.50 NTU	163.5 mV	25.00 ft	160.00 ml/min
4/27/2025 7:19 AM	05:00	7.45 pH	18.07 °C	3,408.0 µS/cm	0.67 mg/L	43.90 NTU	112.0 mV	25.02 ft	160.00 ml/min
4/27/2025 7:24 AM	10:00	7.45 pH	18.22 °C	3,401.0 µS/cm	0.53 mg/L	29.60 NTU	113.1 mV	25.02 ft	160.00 ml/min
4/27/2025 7:29 AM	15:00	7.45 pH	18.19 °C	3,418.2 µS/cm	0.47 mg/L	18.70 NTU	80.0 mV	25.05 ft	160.00 ml/min
4/27/2025 7:34 AM	20:00	7.45 pH	18.16 °C	3,471.7 µS/cm	0.45 mg/L	12.60 NTU	91.5 mV	25.09 ft	160.00 ml/min
4/27/2025 7:39 AM	25:00	7.45 pH	18.15 °C	3,519.5 µS/cm	0.51 mg/L	11.56 NTU	86.6 mV	25.09 ft	160.00 ml/min
4/27/2025 7:44 AM	30:00	7.60 pH	18.15 °C	4,154.6 µS/cm	1.18 mg/L	10.11 NTU	80.9 mV	25.11 ft	160.00 ml/min
4/27/2025 7:49 AM	35:00	7.67 pH	18.36 °C	4,303.6 µS/cm	1.86 mg/L	9.57 NTU	76.4 mV	25.13 ft	160.00 ml/min
4/27/2025 7:54 AM	40:00	7.70 pH	18.29 °C	4,386.0 µS/cm	2.19 mg/L	8.77 NTU	73.4 mV	25.11 ft	160.00 ml/min
4/27/2025 7:59 AM	45:00	7.71 pH	18.30 °C	4,435.5 µS/cm	2.22 mg/L	8.04 NTU	61.1 mV	25.16 ft	160.00 ml/min
4/27/2025 8:04 AM	50:00	7.71 pH	18.41 °C	4,429.6 µS/cm	1.98 mg/L	7.18 NTU	67.9 mV	25.17 ft	160.00 ml/min
4/27/2025 8:09 AM	55:00	7.70 pH	18.37 °C	4,493.2 µS/cm	1.72 mg/L	6.75 NTU	66.2 mV	25.19 ft	160.00 ml/min
4/27/2025 8:14 AM	01:00:00	7.70 pH	18.42 °C	4,507.7 µS/cm	1.46 mg/L	5.18 NTU	64.6 mV	25.22 ft	160.00 ml/min
4/27/2025 8:19 AM	01:05:00	7.70 pH	18.43 °C	4,600.2 µS/cm	1.20 mg/L	4.99 NTU	62.9 mV	25.26 ft	160.00 ml/min
4/27/2025 8:24 AM	01:10:00	7.70 pH	18.50 °C	4,684.3 µS/cm	1.04 mg/L	3.15 NTU	61.2 mV	25.29 ft	160.00 ml/min

4/27/2025 8:29 AM	01:15:00	7.71 pH	18.44 °C	4,741.5 µS/cm	0.91 mg/L	2.16 NTU	59.6 mV	25.29 ft	160.00 ml/min

Samples

Sample ID:	Description:
BOW-PT-04	Sample time 0830

Created using VuSitu from In-Situ, Inc.

Low-Flow Test Report:

Test Date / Time: 7/7/2025 8:51:39 AM
Project: Bowen- Pilot Study
Operator Name: A. Tomlinson

Location Name: BOW-PT-04 **Well Diameter: 2 in** **Casing Type: PVC** **Screen Length: 10 ft** **Top of Screen: 34.58 ft** **Total Depth: 45.26 ft** **Initial Depth to Water: 27.6 ft**	**Pump Type: Peristaltic** **Tubing Type: Poly** **Pump Intake From TOC: 39.58 ft** **Estimated Total Volume Pumped: 7 liter** **Flow Cell Volume: 90 ml** **Final Flow Rate: 200 ml/min** **Final Draw Down: 0.5 ft**	**Instrument Used: Aqua TROLL 400** **Serial Number: 1120055**

Test Notes:

Weather Conditions:
Clear, 76 degrees F.

Low-Flow Readings:

Date Time	Elapsed Time	pH	Temperature	Specific Conductivity	RDO Concentration	Turbidity	ORP	Depth to Water	Flow
		+/- 0.1	+/- 0.5	+/- 5 %	+/- 0.2	+/- 5	+/- 10	+/- 0.3	
7/7/2025 8:51 AM	00:00	6.923 pH	20.92 °C	2,008 µS/cm	0.218 mg/L	10.30 NTU	188.0 mV	27.98 ft	200.0 ml/min
7/7/2025 8:56 AM	05:00	6.922 pH	19.86 °C	1,998 µS/cm	0.137 mg/L	8.390 NTU	136.7 mV	28.02 ft	200.0 ml/min
7/7/2025 9:01 AM	10:00	6.925 pH	19.60 °C	2,015 µS/cm	0.117 mg/L	4.350 NTU	49.3 mV	28.04 ft	200.0 ml/min
7/7/2025 9:06 AM	15:00	6.931 pH	19.54 °C	2,006 µS/cm	0.106 mg/L	3.450 NTU	-15.6 mV	28.04 ft	200.0 ml/min
7/7/2025 9:11 AM	20:00	6.928 pH	19.52 °C	1,984 µS/cm	0.100 mg/L	2.260 NTU	-35.4 mV	28.08 ft	200.0 ml/min
7/7/2025 9:16 AM	25:00	6.924 pH	19.50 °C	1,984 µS/cm	0.099 mg/L	1.510 NTU	-30.6 mV	28.08 ft	200.0 ml/min
7/7/2025 9:21 AM	30:00	6.923 pH	19.69 °C	1,990 µS/cm	0.095 mg/L	2.010 NTU	-26.4 mV	28.10 ft	200.0 ml/min

Samples

Sample ID:	Description:
BOW-PT-04	Grab.

Low-Flow Test Report:

Test Date / Time: 7/7/2025 9:52:21 AM
Project: Bowen Pilot Study
Operator Name: A. Tomlinson

Location Name: BOW-PT-02 **Well Diameter: 2 in** **Casing Type: PVC** **Screen Length: 10 ft** **Top of Screen: 33.32 ft** **Total Depth: 46.54 ft** **Initial Depth to Water: 30.79 ft**	**Pump Type: Peristaltic** **Tubing Type: Polyethylene** **Pump Intake From TOC: 38.32 ft** **Estimated Total Volume Pumped: 7 liter** **Flow Cell Volume: 90 ml** **Final Flow Rate: 200 ml/min** **Final Draw Down: 0.14 ft**	**Instrument Used: Aqua TROLL 400** **Serial Number: 1149710**

Test Notes:

Weather Conditions:
Clear, 81 degrees F.

Low-Flow Readings:

Date Time	Elapsed Time	pH	Temperature	Specific Conductivity	RDO Concentration	Turbidity	ORP	Depth to Water	Flow
		+/- 0.1	+/- 0.5	+/- 5 %	+/- 0.2	+/- 5	+/- 10	+/- 0.3	
7/7/2025 9:52 AM	00:00	7.01 pH	21.60 °C	1,815.9 µS/cm	0.22 mg/L	0.51 NTU	232.8 mV	30.93 ft	200.00 ml/min
7/7/2025 9:57 AM	05:00	7.01 pH	20.66 °C	1,860.0 µS/cm	0.18 mg/L	0.00 NTU	491.7 mV	30.93 ft	200.00 ml/min
7/7/2025 10:02 AM	10:00	7.02 pH	20.53 °C	1,863.2 µS/cm	0.14 mg/L	0.00 NTU	437.9 mV	30.93 ft	200.00 ml/min
7/7/2025 10:07 AM	15:00	7.02 pH	20.42 °C	1,858.5 µS/cm	0.10 mg/L	0.39 NTU	440.8 mV	30.93 ft	200.00 ml/min
7/7/2025 10:12 AM	20:00	7.02 pH	20.43 °C	1,838.1 µS/cm	0.07 mg/L	1.41 NTU	445.4 mV	30.93 ft	200.00 ml/min
7/7/2025 10:17 AM	25:00	7.01 pH	20.61 °C	1,826.8 µS/cm	0.07 mg/L	3.19 NTU	447.8 mV	30.93 ft	200.00 ml/min
7/7/2025 10:22 AM	30:00	7.01 pH	20.65 °C	1,816.0 µS/cm	0.07 mg/L	3.01 NTU	451.9 mV	30.93 ft	200.00 ml/min

Samples

Sample ID:	Description:
BOW-PT-02	Grab.

Created using VuSitu from In-Situ, Inc.

Low-Flow Test Report:

Test Date / Time: 7/8/2025 7:56:38 AM
Project: Bowen- Pilot Study
Operator Name: A. Tomlinson

Location Name: BOW-PT-04 **Well Diameter: 2 in** **Casing Type: PVC** **Screen Length: 10 ft** **Top of Screen: 34.58 ft** **Total Depth: 45.26 ft** **Initial Depth to Water: 27.85 ft**	**Pump Type: Peristaltic** **Tubing Type: Poly** **Pump Intake From TOC: 39.58 ft** **Estimated Total Volume Pumped: 7 liter** **Flow Cell Volume: 90 ml** **Final Flow Rate: 200 ml/min** **Final Draw Down: 0.12 ft**	**Instrument Used: Aqua TROLL 400** **Serial Number: 1120055**

Test Notes:

Weather Conditions:
Clear, 75 degrees F.

Low-Flow Readings:

Date Time	Elapsed Time	pH	Temperature	Specific Conductivity	RDO Concentration	Turbidity	ORP	Depth to Water	Flow
		+/- 0.1	+/- 0.5	+/- 5 %	+/- 0.2	+/- 5	+/- 10	+/- 0.3	
7/8/2025 7:56 AM	00:00	7.008 pH	20.80 °C	1,947 µS/cm	0.371 mg/L	11.90 NTU	162.6 mV	27.85 ft	200.0 ml/min
7/8/2025 8:01 AM	05:00	6.998 pH	19.86 °C	1,893 µS/cm	0.250 mg/L	11.80 NTU	80.9 mV	27.91 ft	200.0 ml/min
7/8/2025 8:06 AM	10:00	6.999 pH	19.62 °C	1,915 µS/cm	0.207 mg/L	8.810 NTU	67.9 mV	27.93 ft	200.0 ml/min
7/8/2025 8:11 AM	15:00	6.998 pH	19.70 °C	1,907 µS/cm	0.191 mg/L	9.060 NTU	62.2 mV	27.93 ft	200.0 ml/min
7/8/2025 8:16 AM	20:00	6.996 pH	19.86 °C	1,911 µS/cm	0.160 mg/L	6.670 NTU	57.4 mV	27.97 ft	200.0 ml/min
7/8/2025 8:21 AM	25:00	6.992 pH	20.33 °C	1,912 µS/cm	0.157 mg/L	4.740 NTU	51.7 mV	27.97 ft	200.0 ml/min
7/8/2025 8:26 AM	30:00	6.994 pH	20.19 °C	1,913 µS/cm	0.161 mg/L	4.940 NTU	35.8 mV	27.97 ft	200.0 ml/min

Samples

Sample ID:	Description:
BOW-PT-04	Grab.

Low-Flow Test Report:

Test Date / Time: 7/8/2025 8:04:15 AM
Project: Bowen Pilot Study
Operator Name: A. Tomlinson

Location Name: BOW-PT-02 **Well Diameter: 2 in** **Casing Type: PVC** **Screen Length: 10 ft** **Top of Screen: 33.32 ft** **Total Depth: 46.54 ft** **Initial Depth to Water: 30.78 ft**	**Pump Type: Peristaltic** **Tubing Type: Polyethylene** **Pump Intake From TOC: 38.32 ft** **Estimated Total Volume Pumped: 5 liter** **Flow Cell Volume: 90 ml** **Final Flow Rate: 200 ml/min** **Final Draw Down: 0.13 ft**	**Instrument Used: Aqua TROLL 400** **Serial Number: 1149710**

Test Notes:

Weather Conditions:
Clear, 76 degrees F.

Low-Flow Readings:

Date Time	Elapsed Time	pH	Temperature	Specific Conductivity	RDO Concentration	Turbidity	ORP	Depth to Water	Flow
		+/- 0.1	+/- 0.5	+/- 5 %	+/- 0.2	+/- 5	+/- 10	+/- 0.3	
7/8/2025 8:04 AM	00:00	7.11 pH	21.30 °C	1,648.6 µS/cm	0.55 mg/L	5.31 NTU	50.5 mV	30.91 ft	200.00 ml/min
7/8/2025 8:09 AM	05:00	7.10 pH	19.71 °C	1,736.6 µS/cm	0.19 mg/L	1.06 NTU	383.0 mV	30.91 ft	200.00 ml/min
7/8/2025 8:14 AM	10:00	7.10 pH	19.63 °C	1,745.8 µS/cm	0.13 mg/L	0.72 NTU	415.9 mV	30.91 ft	200.00 ml/min
7/8/2025 8:19 AM	15:00	7.09 pH	19.71 °C	1,745.0 µS/cm	0.11 mg/L	0.65 NTU	405.6 mV	30.91 ft	200.00 ml/min
7/8/2025 8:24 AM	20:00	7.08 pH	19.82 °C	1,721.9 µS/cm	0.11 mg/L	0.34 NTU	407.6 mV	30.91 ft	200.00 ml/min

Samples

Sample ID:	Description:
BOW-PT-02	Grab.

Created using VuSitu from In-Situ, Inc.

Low-Flow Test Report:

Test Date / Time: 7/9/2025 7:58:46 AM
Project: Bowen- Pilot Study
Operator Name: A. Tomlinson

Location Name: BOW-PT-04 **Well Diameter: 2 in** **Casing Type: PVC** **Screen Length: 10 ft** **Top of Screen: 34.58 ft** **Total Depth: 45.26 ft** **Initial Depth to Water: 27.49 ft**	**Pump Type: Peristaltic** **Tubing Type: Poly** **Pump Intake From TOC: 39.58 ft** **Estimated Total Volume Pumped: 6 liter** **Flow Cell Volume: 90 ml** **Final Flow Rate: 200 ml/min** **Final Draw Down: 0.66 ft**	**Instrument Used: Aqua TROLL 400** **Serial Number: 1120055**

Test Notes:

Weather Conditions:
Clear, 74 degrees F.

Low-Flow Readings:

Date Time	Elapsed Time	pH	Temperature	Specific Conductivity	RDO Concentration	Turbidity	ORP	Depth to Water	Flow
		+/- 0.1	+/- 0.5	+/- 5 %	+/- 0.2	+/- 5	+/- 10	+/- 0.3	
7/9/2025 7:58 AM	00:00	7.104 pH	19.84 °C	1,696 µS/cm	0.197 mg/L	5.940 NTU	91.8 mV	28.00 ft	200.0 ml/min
7/9/2025 8:03 AM	05:00	7.106 pH	19.32 °C	1,815 µS/cm	0.148 mg/L	3.060 NTU	60.5 mV	28.06 ft	200.0 ml/min
7/9/2025 8:08 AM	10:00	7.108 pH	19.27 °C	1,801 µS/cm	0.120 mg/L	1.570 NTU	40.7 mV	28.09 ft	200.0 ml/min
7/9/2025 8:13 AM	15:00	7.119 pH	19.68 °C	1,788 µS/cm	0.110 mg/L	1.620 NTU	5.5 mV	28.12 ft	200.0 ml/min
7/9/2025 8:18 AM	20:00	7.125 pH	19.86 °C	1,769 µS/cm	0.105 mg/L	1.420 NTU	-8.0 mV	28.15 ft	200.0 ml/min
7/9/2025 8:23 AM	25:00	7.131 pH	19.64 °C	1,767 µS/cm	0.101 mg/L	1.920 NTU	-8.1 mV	28.15 ft	200.0 ml/min

Samples

Sample ID:	Description:
BOW-PT-04	Grab.

Low-Flow Test Report:

Test Date / Time: 7/9/2025 8:06:15 AM
Project: Bowen Pilot Study
Operator Name: A. Tomlinson

Location Name: BOW-PT-02 **Well Diameter: 2 in** **Casing Type: PVC** **Screen Length: 10 ft** **Top of Screen: 33.32 ft** **Total Depth: 46.54 ft** **Initial Depth to Water: 30.78 ft**	**Pump Type: Peristaltic** **Tubing Type: Polyethylene** **Pump Intake From TOC: 38.32 ft** **Estimated Total Volume Pumped: 5 liter** **Flow Cell Volume: 90 ml** **Final Flow Rate: 200 ml/min** **Final Draw Down: 0.12 ft**	**Instrument Used: Aqua TROLL 400** **Serial Number: 1149710**

Test Notes:

Weather Conditions:
Clear, 75 degrees F.

Low-Flow Readings:

Date Time	Elapsed Time	pH	Temperature	Specific Conductivity	RDO Concentration	Turbidity	ORP	Depth to Water	Flow
		+/- 0.1	+/- 0.5	+/- 5 %	+/- 0.2	+/- 5	+/- 10	+/- 0.3	
7/9/2025 8:06 AM	00:00	7.17 pH	20.97 °C	1,535.4 µS/cm	0.73 mg/L	0.84 NTU	212.6 mV	30.90 ft	200.00 ml/min
7/9/2025 8:11 AM	05:00	7.16 pH	20.04 °C	1,577.9 µS/cm	0.52 mg/L	1.28 NTU	482.8 mV	30.90 ft	200.00 ml/min
7/9/2025 8:16 AM	10:00	7.07 pH	20.08 °C	1,697.1 µS/cm	0.15 mg/L	1.62 NTU	345.1 mV	30.90 ft	200.00 ml/min
7/9/2025 8:21 AM	15:00	7.06 pH	20.24 °C	1,696.7 µS/cm	0.11 mg/L	2.86 NTU	319.0 mV	30.90 ft	200.00 ml/min
7/9/2025 8:26 AM	20:00	7.05 pH	20.27 °C	1,689.1 µS/cm	0.09 mg/L	0.54 NTU	313.6 mV	30.90 ft	200.00 ml/min

Samples

Sample ID:	Description:
BOW-PT-02	Grab.

Created using VuSitu from In-Situ, Inc.

Low-Flow Test Report:

Test Date / Time: 7/10/2025 7:45:27 AM
Project: Bowen- Pilot Study
Operator Name: A. Tomlinson

Location Name: BOW-PT-04 **Well Diameter: 2 in** **Casing Type: PVC** **Screen Length: 10 ft** **Top of Screen: 34.58 ft** **Total Depth: 45.26 ft** **Initial Depth to Water: 28.01 ft**	**Pump Type: Peristaltic** **Tubing Type: Poly** **Pump Intake From TOC: 39.58 ft** **Estimated Total Volume Pumped: 4 liter** **Flow Cell Volume: 90 ml** **Final Flow Rate: 200 ml/min** **Final Draw Down: 0.17 ft**	**Instrument Used: Aqua TROLL 400** **Serial Number: 1120055**

Test Notes:

Weather Conditions:
Partly cloudy, 72 degrees F.

Low-Flow Readings:

Date Time	Elapsed Time	pH	Temperature	Specific Conductivity	RDO Concentration	Turbidity	ORP	Depth to Water	Flow
		+/- 0.1	+/- 0.5	+/- 5 %	+/- 0.2	+/- 5	+/- 10	+/- 0.3	
7/10/2025 7:45 AM	00:00	7.193 pH	20.17 °C	1,710 µS/cm	0.201 mg/L	8.210 NTU	38.0 mV	28.05 ft	200.0 ml/min
7/10/2025 7:50 AM	05:00	7.189 pH	19.52 °C	1,751 µS/cm	0.138 mg/L	5.380 NTU	29.7 mV	28.11 ft	200.0 ml/min
7/10/2025 7:55 AM	10:00	7.188 pH	19.42 °C	1,743 µS/cm	0.114 mg/L	3.280 NTU	16.5 mV	28.15 ft	200.0 ml/min
7/10/2025 8:00 AM	15:00	7.193 pH	19.42 °C	1,734 µS/cm	0.104 mg/L	2.210 NTU	-2.9 mV	28.18 ft	200.0 ml/min

Samples

Sample ID:	Description:
BOW-PT-04	Grab.

Created using VuSitu from In-Situ, Inc.

Low-Flow Test Report:

Test Date / Time: 7/10/2025 7:50:15 AM
Project: Bowen Pilot Study
Operator Name: A. Tomlinson

Location Name: BOW-PT-02 **Well Diameter: 2 in** **Casing Type: PVC** **Screen Length: 10 ft** **Top of Screen: 33.32 ft** **Total Depth: 46.54 ft** **Initial Depth to Water: 30.9 ft**	**Pump Type: Peristaltic** **Tubing Type: Polyethylene** **Pump Intake From TOC: 38.32 ft** **Estimated Total Volume Pumped: 4 liter** **Flow Cell Volume: 90 ml** **Final Flow Rate: 200 ml/min** **Final Draw Down: 0.05 ft**	**Instrument Used: Aqua TROLL 400** **Serial Number: 1149710**

Test Notes:

Weather Conditions:
Partly cloudy, 72 degrees F.

Low-Flow Readings:

Date Time	Elapsed Time	pH	Temperature	Specific Conductivity	RDO Concentration	Turbidity	ORP	Depth to Water	Flow
		+/- 0.1	+/- 0.5	+/- 5 %	+/- 0.2	+/- 5	+/- 10	+/- 0.3	
7/10/2025 7:50 AM	00:00	7.10 pH	22.14 °C	1,655.9 µS/cm	0.96 mg/L	5.21 NTU	197.8 mV	30.95 ft	200.00 ml/min
7/10/2025 7:55 AM	05:00	7.03 pH	20.08 °C	1,731.8 µS/cm	0.24 mg/L	2.96 NTU	473.2 mV	30.95 ft	200.00 ml/min
7/10/2025 8:00 AM	10:00	7.03 pH	19.90 °C	1,759.8 µS/cm	0.13 mg/L	1.24 NTU	392.7 mV	30.95 ft	200.00 ml/min
7/10/2025 8:05 AM	15:00	7.04 pH	20.14 °C	1,756.8 µS/cm	0.18 mg/L	0.57 NTU	384.8 mV	30.95 ft	200.00 ml/min

Samples

Sample ID:	Description:
BOW-PT-02	Grab.

Created using VuSitu from In-Situ, Inc.

Low-Flow Test Report:

Test Date / Time: 7/14/2025 8:10:44 AM
Project: Bowen- Pilot Study
Operator Name: M. Lu

Location Name: BOW-PT-04 **Well Diameter: 2 in** **Casing Type: PVC** **Screen Length: 10 ft** **Top of Screen: 34.58 ft** **Total Depth: 45.26 ft** **Initial Depth to Water: 27.74 ft**	**Pump Type: Peristaltic** **Tubing Type: Poly** **Pump Intake From TOC: 39.58 ft** **Estimated Total Volume Pumped: 5 liter** **Flow Cell Volume: 90 ml** **Final Flow Rate: 200 ml/min Final Draw Down: 0.51 ft**	**Instrument Used: Aqua TROLL 400** **Serial Number: 1120055**

Test Notes:

Pre-purged about 1 liter.

Low-Flow Readings:

Date Time	Elapsed Time	pH	Temperature	Specific Conductivity	RDO Concentration	Turbidity	ORP	Depth to Water	Flow
		+/- 0.1	+/- 0.5	+/- 5 %	+/- 0.2	+/- 5	+/- 10	+/- 0.3	
7/14/2025 8:10 AM	00:00	7.231 pH	19.46 °C	1,796 µS/cm	0.253 mg/L	1.770 NTU	32.9 mV	28.19 ft	200.0 ml/min
7/14/2025 8:15 AM	05:00	7.203 pH	19.92 °C	1,832 µS/cm	0.198 mg/L	0.950 NTU	23.7 mV	28.14 ft	200.0 ml/min
7/14/2025 8:20 AM	10:00	7.227 pH	19.68 °C	1,803 µS/cm	0.130 mg/L	0.860 NTU	-29.9 mV	28.21 ft	200.0 ml/min
7/14/2025 8:25 AM	15:00	7.223 pH	19.64 °C	1,793 µS/cm	0.113 mg/L	1.280 NTU	-38.7 mV	28.25 ft	200.0 ml/min
7/14/2025 8:30 AM	20:00	7.220 pH	19.78 °C	1,786 µS/cm	0.105 mg/L	1.070 NTU	-34.7 mV	28.25 ft	200.0 ml/min

Samples

Sample ID:	Description:
BOW-PT-04	Grab.

Created using VuSitu from In-Situ, Inc.

Low-Flow Test Report:

Test Date / Time: 7/14/2025 9:00:33 AM
Project: Bowen Pilot Study
Operator Name: M. Lu

Location Name: BOW-PT-02 **Well Diameter: 2 in** **Casing Type: PVC** **Screen Length: 10 ft** **Top of Screen: 28.94 ft** **Total Depth: 46.54 ft** **Initial Depth to Water: 28.94 ft**	**Pump Type: Peristaltic** **Tubing Type: Polyethylene** **Pump Intake From TOC: 38.32 ft** **Estimated Total Volume Pumped: 4.75 liter** **Flow Cell Volume: 90 ml** **Final Flow Rate: 200 ml/min Final Draw Down: 2.16 ft**	**Instrument Used: Aqua TROLL 400** **Serial Number: 1149710**

Test Notes:

Pre-purged about 1 liter.

Low-Flow Readings:

Date Time	Elapsed Time	pH	Temperature	Specific Conductivity	RDO Concentration	Turbidity	ORP	Depth to Water	Flow
		+/- 0.1	+/- 0.5	+/- 5 %	+/- 0.2	+/- 5	+/- 10	+/- 0.3	
7/14/2025 9:00 AM	00:00	7.051 pH	21.38 °C	1,796 µS/cm	0.582 mg/L	3.910 NTU	31.1 mV	31.05 ft	150.0 ml/min
7/14/2025 9:05 AM	05:00	7.022 pH	20.42 °C	1,806 µS/cm	0.180 mg/L	0.340 NTU	191.7 mV	31.09 ft	200.0 ml/min
7/14/2025 9:10 AM	10:00	7.021 pH	20.22 °C	1,802 µS/cm	0.116 mg/L	0.120 NTU	226.8 mV	31.10 ft	200.0 ml/min
7/14/2025 9:15 AM	15:00	7.019 pH	20.29 °C	1,795 µS/cm	0.091 mg/L	0.020 NTU	283.9 mV	31.10 ft	200.0 ml/min
7/14/2025 9:20 AM	20:00	7.020 pH	20.22 °C	1,797 µS/cm	0.081 mg/L	0.190 NTU	323.1 mV	31.10 ft	200.0 ml/min
7/14/2025 9:25 AM	25:00	7.019 pH	20.26 °C	1,796 µS/cm	0.075 mg/L	0.020 NTU	353.0 mV	31.10 ft	200.0 ml/min

Samples

Sample ID:	Description:
BOW-PT-02	Grab.

Created using VuSitu from In-Situ, Inc.

Low-Flow Test Report:

Test Date / Time: 7/14/2025 3:27:15 PM
Project: Bowen- Pilot Study
Operator Name: M. Lu

Location Name: BOW-PT-04 **Well Diameter: 2 in** **Casing Type: PVC** **Screen Length: 10 ft** **Top of Screen: 34.58 ft** **Total Depth: 45.26 ft** **Initial Depth to Water: 26.5 ft**	**Pump Type: Peristaltic** **Tubing Type: Poly** **Pump Intake From TOC: 39.58 ft** **Estimated Total Volume Pumped: 16 liter** **Flow Cell Volume: 90 ml** **Final Flow Rate: 200 ml/min** **Final Draw Down: 1.3 ft**	**Instrument Used: Aqua TROLL 400** **Serial Number: 1120055**

Test Notes:

Pre-purged about 1 liter. Tubing disconnected during the 3:57 pm test.

Low-Flow Readings:

Date Time	Elapsed Time	pH	Temperature	Specific Conductivity	RDO Concentration	Turbidity	ORP	Depth to Water	Flow
		+/- 0.1	+/- 0.5	+/- 5 %	+/- 0.2	+/- 5	+/- 10	+/- 0.3	
7/14/2025 3:27 PM	00:00	7.320 pH	24.40 °C	1,542 µS/cm	1.018 mg/L	3.460 NTU	40.5 mV	27.01 ft	200.0 ml/min
7/14/2025 3:32 PM	05:00	7.260 pH	21.37 °C	1,742 µS/cm	0.396 mg/L	3.690 NTU	23.9 mV	27.22 ft	200.0 ml/min
7/14/2025 3:37 PM	09:48	7.259 pH	21.02 °C	1,738 µS/cm	0.296 mg/L	4.870 NTU	3.6 mV	27.29 ft	200.0 ml/min
7/14/2025 3:42 PM	14:48	7.275 pH	21.20 °C	1,674 µS/cm	0.289 mg/L	1.310 NTU	-4.2 mV	27.38 ft	200.0 ml/min
7/14/2025 3:47 PM	19:48	7.312 pH	21.34 °C	1,578 µS/cm	0.329 mg/L	0.860 NTU	-6.1 mV	27.46 ft	200.0 ml/min
7/14/2025 3:52 PM	24:48	7.340 pH	21.51 °C	1,506 µS/cm	0.323 mg/L	4.440 NTU	-6.9 mV	27.52 ft	200.0 ml/min
7/14/2025 3:57 PM	29:48	7.404 pH	21.77 °C	700.7 µS/cm	7.455 mg/L	1.420 NTU	17.4 mV	27.59 ft	200.0 ml/min
7/14/2025 4:02 PM	34:48	7.404 pH	21.26 °C	1,379 µS/cm	0.313 mg/L	2.180 NTU	-6.2 mV	27.61 ft	200.0 ml/min
7/14/2025 4:07 PM	39:48	7.397 pH	21.23 °C	1,368 µS/cm	0.709 mg/L	1.340 NTU	4.9 mV	27.65 ft	200.0 ml/min
7/14/2025 4:12 PM	44:48	7.426 pH	21.62 °C	1,307 µS/cm	0.499 mg/L	1.170 NTU	-1.2 mV	27.70 ft	200.0 ml/min
7/14/2025 4:17 PM	49:48	7.429 pH	21.55 °C	1,306 µS/cm	0.570 mg/L	1.020 NTU	5.0 mV	27.73 ft	200.0 ml/min
7/14/2025 4:22 PM	54:48	7.436 pH	20.93 °C	1,296 µS/cm	0.667 mg/L	0.890 NTU	7.1 mV	27.73 ft	200.0 ml/min
7/14/2025 4:27 PM	59:48	7.458 pH	20.80 °C	1,253 µS/cm	0.531 mg/L	0.680 NTU	3.2 mV	27.77 ft	200.0 ml/min
7/14/2025 4:32 PM	01:04:48	7.443 pH	20.70 °C	1,259 µS/cm	0.743 mg/L	0.600 NTU	9.1 mV	27.78 ft	200.0 ml/min
7/14/2025 4:37 PM	01:09:48	7.469 pH	20.68 °C	1,232 µS/cm	0.631 mg/L	0.240 NTU	4.0 mV	27.80 ft	200.0 ml/min

7/14/2025 4:42 PM	01:14:48	7.468 pH	20.62 °C	1,234 µS/cm	0.671 mg/L	0.790 NTU	4.9 mV	27.80 ft	200.0 ml/min

Samples

Sample ID:	Description:
BOW-PT-04	Grab.

Created using VuSitu from In-Situ, Inc.

Low-Flow Test Report:

Test Date / Time: 7/14/2025 3:39:53 AM
Project: Bowen Pilot Study
Operator Name: M. Lu

Location Name: BOW-PT-02 **Well Diameter: 2 in** **Casing Type: PVC** **Screen Length: 10 ft** **Top of Screen: 28.94 ft** **Total Depth: 46.54 ft** **Initial Depth to Water: 30.49 ft**	**Pump Type: Peristaltic** **Tubing Type: Polyethylene** **Pump Intake From TOC: 38.32 ft** **Estimated Total Volume Pumped: 5 liter** **Flow Cell Volume: 90 ml** **Final Flow Rate: 200 ml/min Final Draw Down: 0.2 ft**	**Instrument Used: Aqua TROLL 400** **Serial Number: 1149710**

Test Notes:

Pre-purged about 1 liter.

Low-Flow Readings:

Date Time	Elapsed Time	pH	Temperature	Specific Conductivity	RDO Concentration	Turbidity	ORP	Depth to Water	Flow
		+/- 0.1	+/- 0.5	+/- 5 %	+/- 0.2	+/- 5	+/- 10	+/- 0.3	
7/14/2025 3:39 PM	00:00	7.232 pH	23.48 °C	1,509 µS/cm	1.225 mg/L	6.850 NTU	66.5 mV	30.65 ft	200.0 ml/min
7/14/2025 3:44 PM	05:00	7.373 pH	21.73 °C	1,308 µS/cm	2.051 mg/L	1.720 NTU	465.8 mV	30.67 ft	200.0 ml/min
7/14/2025 3:49 PM	10:00	7.350 pH	21.38 °C	1,326 µS/cm	2.045 mg/L	1.470 NTU	388.6 mV	30.68 ft	200.0 ml/min
7/14/2025 3:54 PM	15:00	7.334pH	21.29 °C	1,301 µS/cm	1.973 mg/L	0.770 NTU	297.8 mV	30.68 ft	200.0 ml/min
7/14/2025 3:59 PM	20:00	7.315 pH	21.24 °C	1,326 µS/cm	1.868 mg/L	0.780 NTU	404.4 mV	30.68 ft	200.0 ml/min
7/14/2025 4:04 PM	25:00	7.304 pH	20.97 °C	1,302 µS/cm	1.871 mg/L	0.560 NTU	409.5 mV	30.69 ft	200.0 ml/min

Samples

Sample ID:	Description:
BOW-PT-02	Grab.

Low-Flow Test Report:

Test Date / Time: 7/15/2025 8:01:23 AM
Project: Bowen- Pilot Study
Operator Name: A. Tomlinson

Location Name: BOW-PT-04 **Well Diameter: 2 in** **Casing Type: PVC** **Screen Length: 10 ft** **Top of Screen: 34.58 ft** **Total Depth: 45.26 ft** **Initial Depth to Water: 27.35 ft**	**Pump Type: Peristaltic** **Tubing Type: Poly** **Pump Intake From TOC: 39.58 ft** **Estimated Total Volume Pumped: 4 liter** **Flow Cell Volume: 90 ml** **Final Flow Rate: 200 ml/min** **Final Draw Down: 0.82 ft**	**Instrument Used: Aqua TROLL 400** **Serial Number: 1120055**

Test Notes:

Weather Conditions:
Clear, 75 degrees F.

Low-Flow Readings:

Date Time	Elapsed Time	pH	Temperature	Specific Conductivity	RDO Concentration	Turbidity	ORP	Depth to Water	Flow
		+/- 0.1	+/- 0.5	+/- 5 %	+/- 0.2	+/- 5	+/- 10	+/- 0.3	
7/15/2025 8:01 AM	00:00	7.311 pH	20.57 °C	1,362 µS/cm	0.239 mg/L	4.700 NTU	26.7 mV	28.02 ft	200.0 ml/min
7/15/2025 8:06 AM	05:00	7.321 pH	19.73 °C	1,437 µS/cm	0.148 mg/L	3.330 NTU	15.7 mV	28.09 ft	200.0 ml/min
7/15/2025 8:11 AM	10:00	7.338 pH	19.46 °C	1,414 µS/cm	0.120 mg/L	1.340 NTU	-27.3 mV	28.12 ft	200.0 ml/min
7/15/2025 8:16 AM	15:00	7.347 pH	19.33 °C	1,400 µS/cm	0.107 mg/L	1.620 NTU	-26.5 mV	28.17 ft	200.0 ml/min

Samples

Sample ID:	Description:
BOW-PT-04	Grab.

Low-Flow Test Report:

Test Date / Time: 7/15/2025 8:04:28 AM
Project: Bowen Pilot Study
Operator Name: A. Tomlinson

Location Name: BOW-PT-02 **Well Diameter: 2 in** **Casing Type: PVC** **Screen Length: 10 ft** **Top of Screen: 33.32 ft** **Total Depth: 46.54 ft** **Initial Depth to Water: 30.8 ft**	**Pump Type: Peristaltic** **Tubing Type: Polyethylene** **Pump Intake From TOC: 38.32 ft** **Estimated Total Volume Pumped: 4 liter** **Flow Cell Volume: 90 ml** **Final Flow Rate: 200 ml/min** **Final Draw Down: 0.15 ft**	**Instrument Used: Aqua TROLL 400** **Serial Number: 1149710**

Test Notes:

Weather Conditions:
Clear, 75 degrees F.

Low-Flow Readings:

Date Time	Elapsed Time	pH	Temperature	Specific Conductivity	RDO Concentration	Turbidity	ORP	Depth to Water	Flow
		+/- 0.1	+/- 0.5	+/- 5 %	+/- 0.2	+/- 5	+/- 10	+/- 0.3	
7/15/2025 8:04 AM	00:00	7.232 pH	21.59 °C	1,563 µS/cm	0.631 mg/L	0.560 NTU	105.9 mV	30.95 ft	200.0 ml/min
7/15/2025 8:09 AM	05:00	7.196 pH	19.99 °C	1,537 µS/cm	0.191 mg/L	0.320 NTU	274.7 mV	30.95 ft	200.0 ml/min
7/15/2025 8:14 AM	10:00	7.174 pH	19.77 °C	1,549 µS/cm	0.124 mg/L	0.900 NTU	261.2 mV	30.95 ft	200.0 ml/min
7/15/2025 8:19 AM	15:00	7.165 pH	19.70 °C	1,551 µS/cm	0.110 mg/L	0.000 NTU	282.3 mV	30.95 ft	200.0 ml/min

Samples

Sample ID:	Description:
BOW-PT-02	Grab.

Created using VuSitu from In-Situ, Inc.

Low-Flow Test Report:

Test Date / Time: 7/16/2025 7:44:37 AM
Project: Bowen- Pilot Study
Operator Name: A. Tomlinson

Location Name: BOW-PT-04 **Well Diameter: 2 in** **Casing Type: PVC** **Screen Length: 10 ft** **Top of Screen: 34.58 ft** **Total Depth: 45.26 ft** **Initial Depth to Water: 27.73 ft**	**Pump Type: Peristaltic** **Tubing Type: Poly** **Pump Intake From TOC: 39.58 ft** **Estimated Total Volume Pumped: 4 liter** **Flow Cell Volume: 90 ml** **Final Flow Rate: 200 ml/min** **Final Draw Down: 0.55 ft**	**Instrument Used: Aqua TROLL 400** **Serial Number: 1120055**

Test Notes:

Weather Conditions:
Clear, 76 degrees F.

Low-Flow Readings:

Date Time	Elapsed Time	pH	Temperature	Specific Conductivity	RDO Concentration	Turbidity	ORP	Depth to Water	Flow
		+/- 0.1	+/- 0.5	+/- 5 %	+/- 0.2	+/- 5	+/- 10	+/- 0.3	
7/16/2025 7:44 AM	00:00	7.273 pH	20.08 °C	1,598 µS/cm	0.190 mg/L	1.300 NTU	-36.1 mV	28.15 ft	200.0 ml/min
7/16/2025 7:49 AM	05:00	7.287 pH	19.77 °C	1,598 µS/cm	0.138 mg/L	1.160 NTU	-58.4 mV	28.20 ft	200.0 ml/min
7/16/2025 7:54 AM	10:00	7.303 pH	19.73 °C	1,579 µS/cm	0.120 mg/L	0.420 NTU	-52.1 mV	28.24 ft	200.0 ml/min
7/16/2025 7:59 AM	15:00	7.302 pH	19.77 °C	1,576 µS/cm	0.108 mg/L	0.470 NTU	-53.5 mV	28.28 ft	200.0 ml/min

Samples

Sample ID:	Description:
BOW-PT-04	Grab.

Low-Flow Test Report:

Test Date / Time: 7/16/2025 7:45:09 AM
Project: Bowen Pilot Study
Operator Name: M. Lu

Location Name: BOW-PT-02 **Well Diameter: 2 in** **Casing Type: PVC** **Screen Length: 10 ft** **Top of Screen: 33.32 ft** **Total Depth: 46.54 ft** **Initial Depth to Water: 30.96 ft**	**Pump Type: Peristaltic** **Tubing Type: Polyethylene** **Pump Intake From TOC: 38.32 ft** **Estimated Total Volume Pumped: 4 liter** **Flow Cell Volume: 90 ml** **Final Flow Rate: 200 ml/min** **Final Draw Down: 0.13 ft**	**Instrument Used: Aqua TROLL 400** **Serial Number: 1149710**

Test Notes:
Prepurged 1 L.

Weather Conditions:
Sunny

Low-Flow Readings:

Date Time	Elapsed Time	pH	Temperature	Specific Conductivity	RDO Concentration	Turbidity	ORP	Depth to Water	Flow
		+/- 0.1	+/- 0.5	+/- 5 %	+/- 0.2	+/- 5	+/- 10	+/- 0.3	
7/16/2025 7:45 AM	00:00	7.178 pH	21.33 °C	1,847 µS/cm	0.325 mg/L	2.040 NTU	-62.5 mV	30.98 ft	200.0 ml/min
7/16/2025 7:50 AM	05:00	7.160 pH	20.38 °C	1,659 µS/cm	0.207 mg/L	0.250 NTU	73.7 mV	31.09 ft	200.0 ml/min
7/16/2025 7:55 AM	10:00	7.170 pH	20.32 °C	1,656 µS/cm	0.124 mg/L	0.190 NTU	90.7 mV	31.09 ft	200.0 ml/min
7/16/2025 8:00 AM	15:00	7.154 pH	20.27 °C	1,653 µS/cm	0.108 mg/L	0.030 NTU	117.3 mV	31.09 ft	200.0 ml/min

Samples

Sample ID:	Description:
BOW-PT-02	Grab.

Created using VuSitu from In-Situ, Inc.

Low-Flow Test Report:

Test Date / Time: 7/16/2025 3:04:05 PM
Project: Bowen- Pilot Study
Operator Name: A. Tomlinson

Location Name: BOW-PT-04 **Well Diameter: 2 in** **Casing Type: PVC** **Screen Length: 10 ft** **Top of Screen: 34.58 ft** **Total Depth: 45.26 ft** **Initial Depth to Water: 25.95 ft**	**Pump Type: Peristaltic** **Tubing Type: Poly** **Pump Intake From TOC: 39.58 ft** **Estimated Total Volume Pumped: 9 liter** **Flow Cell Volume: 90 ml** **Final Flow Rate: 200 ml/min** **Final Draw Down: 1.6 ft**	**Instrument Used: Aqua TROLL 400** **Serial Number: 1120055**

Test Notes:
Pre purged 1 liter.

Weather Conditions:
Sunny

Low-Flow Readings:

Date Time	Elapsed Time	pH	Temperature	Specific Conductivity	RDO Concentration	Turbidity	ORP	Depth to Water	Flow
		+/- 0.1	+/- 0.5	+/- 5 %	+/- 0.2	+/- 5	+/- 10	+/- 0.3	
7/16/2025 3:04 PM	00:00	7.358 pH	22.27 °C	1,421 µS/cm	0.570 mg/L	2.330 NTU	-13.1 mV	26.70 ft	200.0 ml/min
7/16/2025 3:09 PM	05:00	7.345 pH	21.20 °C	1,470 µS/cm	0.248 mg/L	1.770 NTU	-77.5 mV	26.88 ft	200.0 ml/min
7/16/2025 3:14 PM	10:00	7.376 pH	21.02 °C	1,423 µS/cm	0.259 mg/L	0.980 NTU	-49.7 mV	27.03 ft	200.0 ml/min
7/16/2025 3:19 PM	15:00	7.413 pH	21.00 °C	1,348 µS/cm	0.264 mg/L	0.780 NTU	-49.4 mV	27.26 ft	200.0 ml/min
7/16/2025 3:24 PM	20:00	7.454 pH	21.13 °C	1,265 µS/cm	0.266 mg/L	0.450 NTU	-49.5 mV	27.18 ft	200.0 ml/min
7/16/2025 3:29 PM	25:00	7.493 pH	21.11 °C	1,206 µS/cm	0.319 mg/L	0.610 NTU	-47.8 mV	27.35 ft	200.0 ml/min
7/16/2025 3:34 PM	30:00	7.522 pH	21.04 °C	1,162 µS/cm	0.323 mg/L	0.610 NTU	-46.8 mV	27.42 ft	200.0 ml/min
7/16/2025 3:39 PM	35:00	7.545 pH	21.11 °C	1,129 µS/cm	0.355 mg/L	0.500 NTU	-44.8 mV	27.49 ft	200.0 ml/min
7/16/2025 3:44 PM	40:00	7.559 pH	21.11 °C	1,111 µS/cm	0.419 mg/L	0.580 NTU	-39.6 mV	27.55 ft	200.0 ml/min

Samples

Sample ID:	Description:
BOW-PT-04	Grab.

Low-Flow Test Report:

Test Date / Time: 7/16/2025 3:15:22 PM
Project: Bowen Pilot Study
Operator Name: M. Lu

Location Name: BOW-PT-02 **Well Diameter: 2 in** **Casing Type: PVC** **Screen Length: 10 ft** **Top of Screen: 33.32 ft** **Total Depth: 46.54 ft** **Initial Depth to Water: 30.28 ft**	**Pump Type: Peristaltic** **Tubing Type: Polyethylene** **Pump Intake From TOC: 38.32 ft** **Estimated Total Volume Pumped: 5 liter** **Flow Cell Volume: 90 ml** **Final Flow Rate: 200 ml/min** **Final Draw Down: 0.28 ft**	**Instrument Used: Aqua TROLL 400** **Serial Number: 1149710**

Test Notes:
Pre purged 1 liter.

Weather Conditions:
Sunny

Low-Flow Readings:

Date Time	Elapsed Time	pH	Temperature	Specific Conductivity	RDO Concentration	Turbidity	ORP	Depth to Water	Flow
		+/- 0.1	+/- 0.5	+/- 5 %	+/- 0.2	+/- 5	+/- 10	+/- 0.3	
7/16/2025 3:15 PM	00:00	7.362 pH	23.66 °C	1,375 µS/cm	1.029 mg/L	1.240 NTU	-45.7 mV	30.50 ft	200.0 ml/min
7/16/2025 3:20 PM	05:00	7.515 pH	21.57 °C	1,149 µS/cm	2.032 mg/L	0.450 NTU	305.4 mV	30.52 ft	200.0 ml/min
7/16/2025 3:25 PM	10:00	7.489 pH	21.50 °C	1,159 µS/cm	1.980 mg/L	0.300 NTU	342.9 mV	30.53 ft	200.0 ml/min
7/16/2025 3:30 PM	15:00	7.467 pH	21.56 °C	1,168 µS/cm	1.827 mg/L	0.350 NTU	355.8 mV	30.55 ft	200.0 ml/min
7/16/2025 3:35 PM	20:00	7.455 pH	21.34 °C	1,173 µS/cm	1.997 mg/L	0.180 NTU	358.7 mV	30.56 ft	200.0 ml/min

Samples

Sample ID:	Description:
BOW-PT-02	Grab.

Created using VuSitu from In-Situ, Inc.

Low-Flow Test Report:

Test Date / Time: 7/17/2025 7:36:41 AM
Project: Bowen- Pilot Study
Operator Name: A. Tomlinson

Location Name: BOW-PT-04 **Well Diameter: 2 in** **Casing Type: PVC** **Screen Length: 10 ft** **Top of Screen: 34.58 ft** **Total Depth: 45.26 ft** **Initial Depth to Water: 27.5 ft**	**Pump Type: Peristaltic** **Tubing Type: Poly** **Pump Intake From TOC: 39.58 ft** **Estimated Total Volume Pumped: 4 liter** **Flow Cell Volume: 90 ml** **Final Flow Rate: 200 ml/min** **Final Draw Down: 0.51 ft**	**Instrument Used: Aqua TROLL 400** **Serial Number: 1120055**

Test Notes:

Weather Conditions:
Clear, 76 degrees F.

Low-Flow Readings:

Date Time	Elapsed Time	pH	Temperature	Specific Conductivity	RDO Concentration	Turbidity	ORP	Depth to Water	Flow
		+/- 0.1	+/- 0.5	+/- 5 %	+/- 0.2	+/- 5	+/- 10	+/- 0.3	
7/17/2025 7:36 AM	00:00	7.457 pH	22.51 °C	1,136 µS/cm	0.809 mg/L	1.510 NTU	3.1 mV	27.85 ft	200.0 ml/min
7/17/2025 7:41 AM	05:00	7.457 pH	20.09 °C	1,244 µS/cm	0.194 mg/L	1.270 NTU	-18.1 mV	27.94 ft	200.0 ml/min
7/17/2025 7:46 AM	10:00	7.466 pH	19.95 °C	1,243 µS/cm	0.152 mg/L	0.640 NTU	-5.1 mV	27.99 ft	200.0 ml/min
7/17/2025 7:51 AM	15:00	7.482 pH	19.95 °C	1,230 µS/cm	0.138 mg/L	0.660 NTU	-30.5 mV	28.01 ft	200.0 ml/min

Samples

Sample ID:	Description:
BOW-PT-04	Grab.

Created using VuSitu from In-Situ, Inc.

Low-Flow Test Report:

Test Date / Time: 7/17/2025 7:41:04 AM
Project: Bowen Pilot Study
Operator Name: M. Lu

Location Name: BOW-PT-02 **Well Diameter: 2 in** **Casing Type: PVC** **Screen Length: 10 ft** **Top of Screen: 33.32 ft** **Total Depth: 46.54 ft** **Initial Depth to Water: 30.76 ft**	**Pump Type: Peristaltic** **Tubing Type: Polyethylene** **Pump Intake From TOC: 38.32 ft** **Estimated Total Volume Pumped: 3000 ml** **Flow Cell Volume: 90 ml** **Final Flow Rate: 200 ml/min** **Final Draw Down: 0.16 ft**	**Instrument Used: Aqua TROLL 400** **Serial Number: 1149710**

Test Notes:
Pre purged 1 liter.

Weather Conditions:
Sunny

Low-Flow Readings:

Date Time	Elapsed Time	pH	Temperature	Specific Conductivity	RDO Concentration	Turbidity	ORP	Depth to Water	Flow
		+/- 0.1	+/- 0.5	+/- 5 %	+/- 0.2	+/- 5	+/- 10	+/- 0.3	
7/17/2025 7:41 AM	00:00	7.299 pH	21.20 °C	1,725 µS/cm	0.646 mg/L	1.370 NTU	-63.2 mV	30.91 ft	200.0 ml/min
7/17/2025 7:46 AM	05:00	7.287 pH	19.96 °C	1,445 µS/cm	0.157 mg/L	0.170 NTU	84.8 mV	30.91 ft	200.0 ml/min
7/17/2025 7:51 AM	10:00	7.273 pH	19.73 °C	1,449 µS/cm	0.125 mg/L	0.040 NTU	103.0 mV	30.91 ft	200.0 ml/min
7/17/2025 7:56 AM	15:00	7.258 pH	19.77 °C	1,453 µS/cm	0.109 mg/L	0.000 NTU	129.9 mV	30.92 ft	200.0 ml/min

Samples

Sample ID:	Description:
BOW-PT-02	Grab.

Created using VuSitu from In-Situ, Inc.

Low-Flow Test Report:

Test Date / Time: 7/17/2025 3:27:29 PM
Project: Bowen- Pilot Study
Operator Name: M. Lu

Location Name: BOW-PT-04 **Well Diameter: 2 in** **Casing Type: PVC** **Screen Length: 10 ft** **Top of Screen: 34.58 ft** **Total Depth: 45.26 ft** **Initial Depth to Water: 25.91 ft**	**Pump Type: Peristaltic** **Tubing Type: Poly** **Pump Intake From TOC: 39.58 ft** **Estimated Total Volume Pumped: 4 liter** **Flow Cell Volume: 90 ml** **Final Flow Rate: 200 ml/min Final Draw Down: 1.16 ft**	**Instrument Used: Aqua TROLL 400** **Serial Number: 1120055**

Test Notes:
Pre purged 1 liter.

Weather Conditions:
Cloudy, 91 F

Low-Flow Readings:

Date Time	Elapsed Time	pH	Temperature	Specific Conductivity	RDO Concentration	Turbidity	ORP	Depth to Water	Flow
		+/- 0.1	+/- 0.5	+/- 5 %	+/- 0.2	+/- 5	+/- 10	+/- 0.3	
7/17/2025 3:27 PM	00:00	7.569 pH	22.48 °C	1,074 µS/cm	1.327 mg/L	3.060 NTU	4.6 mV	26.65 ft	200.0 ml/min
7/17/2025 3:32 PM	05:00	7.515 pH	21.33 °C	1,182 µS/cm	0.412 mg/L	3.080 NTU	-48.3 mV	26.85 ft	200.0 ml/min
7/17/2025 3:37 PM	10:00	7.530 pH	21.07 °C	1,166 µS/cm	0.287 mg/L	1.580 NTU	-34.2 mV	26.98 ft	200.0 ml/min
7/17/2025 3:42 PM	15:00	7.554 pH	20.99 °C	1,135 µS/cm	0.306 mg/L	1.280 NTU	-36.0 mV	27.07 ft	200.0 ml/min

Samples

Sample ID:	Description:
BOW-PT-04	Grab.

Created using VuSitu from In-Situ, Inc.

Low-Flow Test Report:

Test Date / Time: 7/17/2025 3:40:04 PM
Project: Bowen Pilot Study
Operator Name: M. Lu

Location Name: BOW-PT-02 **Well Diameter: 2 in** **Casing Type: PVC** **Screen Length: 10 ft** **Top of Screen: 33.32 ft** **Total Depth: 46.54 ft** **Initial Depth to Water: 30.24 ft**	**Pump Type: Peristaltic** **Tubing Type: Polyethylene** **Pump Intake From TOC: 38.32 ft** **Estimated Total Volume Pumped: 6 liter** **Flow Cell Volume: 90 ml** **Final Flow Rate: 200 ml/min Final Draw Down: 0.24 ft**	**Instrument Used: Aqua TROLL 400** **Serial Number: 1149710**

Test Notes:
Pre purged 1 liter.

Weather Conditions:
Cloudy, 91 F

Low-Flow Readings:

Date Time	Elapsed Time	pH	Temperature	Specific Conductivity	RDO Concentration	Turbidity	ORP	Depth to Water	Flow
		+/- 0.1	+/- 0.5	+/- 5 %	+/- 0.2	+/- 5	+/- 10	+/- 0.3	
7/17/2025 3:40 PM	00:00	7.422 pH	23.21 °C	1,450 µS/cm	0.998 mg/L	1.880 NTU	-81.3 mV	30.42 ft	200.0 ml/min
7/17/2025 3:45 PM	05:00	7.611 pH	21.37 °C	1,056 µS/cm	2.243 mg/L	0.290 NTU	272.5 mV	30.43 ft	200.0 ml/min
7/17/2025 3:50 PM	10:00	7.561 pH	21.16 °C	1,086 µS/cm	2.103 mg/L	0.080 NTU	338.9 mV	30.45 ft	200.0 ml/min
7/17/2025 3:55 PM	15:00	7.535 pH	20.97 °C	1,101 µS/cm	1.980 mg/L	0.100 NTU	366.3 mV	30.46 ft	200.0 ml/min
7/17/2025 4:00 PM	20:00	7.516 pH	21.00 °C	1,112 µS/cm	1.898 mg/L	0.060 NTU	359.7 mV	30.47 ft	200.0 ml/min
7/17/2025 4:05 PM	25:00	7.509 pH	21.13 °C	1,113 µS/cm	1.823 mg/L	0.050 NTU	363.2 mV	30.48 ft	200.0 ml/min

Samples

Sample ID:	Description:
BOW-PT-02	Grab.

Low-Flow Test Report:

Test Date / Time: 7/18/2025 8:05:07 AM
Project: Bowen- Pilot Study
Operator Name: M. Lu

Location Name: BOW-PT-04 **Well Diameter: 2 in** **Casing Type: PVC** **Screen Length: 10 ft** **Top of Screen: 34.58 ft** **Total Depth: 45.26 ft** **Initial Depth to Water: 27.38 ft**	**Pump Type: Peristaltic** **Tubing Type: Poly** **Pump Intake From TOC: 39.58 ft** **Estimated Total Volume Pumped: 4 liter** **Flow Cell Volume: 90 ml** **Final Flow Rate: 200 ml/min Final Draw Down: 0.59 ft**	**Instrument Used: Aqua TROLL 400** **Serial Number: 1120055**

Test Notes:
Pre purged 1 liter.

Weather Conditions:
Clear, 76 F

Low-Flow Readings:

Date Time	Elapsed Time	pH	Temperature	Specific Conductivity	RDO Concentration	Turbidity	ORP	Depth to Water	Flow
		+/- 0.1	+/- 0.5	+/- 5 %	+/- 0.2	+/- 5	+/- 10	+/- 0.3	
7/18/2025 8:05 AM	00:00	7.518 pH	19.86 °C	1,113 µS/cm	0.347 mg/L	1.210 NTU	-5.5 mV	27.86 ft	200.0 ml/min
7/18/2025 8:10 AM	05:00	7.541 pH	19.64 °C	1,112 µS/cm	0.268 mg/L	1.040 NTU	-14.6 mV	27.90 ft	200.0 ml/min
7/18/2025 8:15 AM	10:00	7.544 pH	19.58 °C	1,109 µS/cm	0.197 mg/L	0.690 NTU	-12.0 mV	27.93 ft	200.0 ml/min
7/18/2025 8:20 AM	15:00	7.551 pH	19.59 °C	1,112 µS/cm	0.179 mg/L	0.160 NTU	-11.5 mV	27.97 ft	200.0 ml/min

Samples

Sample ID:	Description:
BOW-PT-04	Grab.
BOW-AP1-FD-01	Grab.

Low-Flow Test Report:

Test Date / Time: 7/18/2025 8:12:06 AM
Project: Bowen Pilot Study
Operator Name: M. Lu

Location Name: BOW-PT-02 **Well Diameter: 2 in** **Casing Type: PVC** **Screen Length: 10 ft** **Top of Screen: 33.32 ft** **Total Depth: 46.54 ft** **Initial Depth to Water: 30.64 ft**	**Pump Type: Peristaltic** **Tubing Type: Polyethylene** **Pump Intake From TOC: 38.32 ft** **Estimated Total Volume Pumped: 4 liter** **Flow Cell Volume: 90 ml** **Final Flow Rate: 200 ml/min Final Draw Down: 0.19 ft**	**Instrument Used: Aqua TROLL 400** **Serial Number: 1149710**

Test Notes:
Pre purged 1 liter.

Weather Conditions:
Clear, 76 F.

Low-Flow Readings:

Date Time	Elapsed Time	pH	Temperature	Specific Conductivity	RDO Concentration	Turbidity	ORP	Depth to Water	Flow
		+/- 0.1	+/- 0.5	+/- 5 %	+/- 0.2	+/- 5	+/- 10	+/- 0.3	
7/18/2025 8:12 AM	00:00	7.411 pH	20.13 °C	1,132 µS/cm	0.344 mg/L	0.190 NTU	87.6 mV	30.82 ft	200.0 ml/min
7/18/2025 8:17 AM	05:00	7.347 pH	19.75 °C	1,291 µS/cm	0.217 mg/L	0.040 NTU	266.5 mV	30.82 ft	200.0 ml/min
7/18/2025 8:22 AM	10:00	7.323 pH	19.69 °C	1,314 µS/cm	0.163 mg/L	0.000 NTU	305.1 mV	30.82 ft	200.0 ml/min
7/18/2025 8:27 AM	15:00	7.308 pH	19.70 °C	1,326 µS/cm	0.136 mg/L	0.000 NTU	317.6 mV	30.83 ft	200.0 ml/min

Samples

Sample ID:	Description:
BOW-PT-02	Grab.

Created using VuSitu from In-Situ, Inc.

Calibration Forms

Calibration Report

Instrument	Aqua TROLL 400
Serial Number	1082822
Created	4/22/2025

Sensor	**RDO**
Serial Number	1079619
Last Calibrated	4/22/2025

Calibration Details

Slope	0.85308975
Offset	-0.00 mg/L

Calibration point 100%

Concentration	9.84 mg/L
Temperature	23.25 °C
Barometric Pressure	996.86 mbar

Sensor	**Conductivity**
Serial Number	1082822
Last Calibrated	4/22/2025

Calibration Details

Offset	0.00 µS/cm
Cell Constant	0.984
Reference Temperature	25.00 °C
TDS Conversion Factor (ppm)	0.65

Sensor	**Level**
Serial Number	1081452
Last Calibrated	Factory Defaults

Sensor	**pH/ORP**
Serial Number	22528
Last Calibrated	4/22/2025

Calibration Details

Total Calibration Points	1

Calibration Point 1

pH of Buffer	10.05 pH
pH mV	-177.1 mV
Temperature	22.44 °C

Slope and Offset 1

Slope	-58.65 mV/pH
Offset	1.8 mV

ORP

ORP Solution	Zobell's
Offset	6.4 mV
Temperature	22.56 °C

Calibration Report

Instrument	Aqua TROLL 400
Serial Number	1082822
Created	4/23/2025

Sensor	**RDO**
Serial Number	1079619
Last Calibrated	4/22/2025

Calibration Details

Slope	0.85308975
Offset	-0.00 mg/L

Calibration point 100%

Concentration	9.84 mg/L
Temperature	23.25 °C
Barometric Pressure	996.86 mbar

Sensor	**Conductivity**
Serial Number	1082822
Last Calibrated	4/22/2025

Calibration Details

Offset	0.00 µS/cm
Cell Constant	0.984
Reference Temperature	25.00 °C
TDS Conversion Factor (ppm)	0.65

Sensor	**Level**
Serial Number	1081452
Last Calibrated	Factory Defaults

Sensor	**pH/ORP**
Serial Number	22528
Last Calibrated	4/23/2025

Calibration Details

Total Calibration Points	3

Calibration Point 1

pH of Buffer	4.00 pH
pH mV	162.5 mV
Temperature	20.45 °C

Calibration Point 2

pH of Buffer	7.02 pH
pH mV	-5.9 mV
Temperature	20.75 °C

Calibration Point 3

pH of Buffer	10.05 pH
pH mV	-179.1 mV
Temperature	20.77 °C

Slope and Offset 1

Slope	-55.76 mV/pH
Offset	-4.7 mV

Slope and Offset 2

Slope	-57.17 mV/pH
Offset	-4.7 mV

ORP

ORP Solution	Zobell's
Offset	6.4 mV
Temperature	22.56 °C

Calibration Report

Instrument	Aqua TROLL 400
Serial Number	1082822
Created	4/24/2025

Sensor	**RDO**
Serial Number	1079619
Last Calibrated	4/24/2025

Calibration Details

Slope	0.9067224
Offset	-0.00 mg/L

Calibration point 100%

Concentration	9.49 mg/L
Temperature	21.69 °C
Barometric Pressure	991.91 mbar

Sensor	**Conductivity**
Serial Number	1082822
Last Calibrated	4/24/2025

Calibration Details

Offset	0.00 µS/cm
Cell Constant	1
Reference Temperature	25.00 °C
TDS Conversion Factor (ppm)	0.65

Sensor	**Level**
Serial Number	1081452
Last Calibrated	Factory Defaults

Sensor	**pH/ORP**
Serial Number	22528
Last Calibrated	4/24/2025

Calibration Details

Total Calibration Points	3

Calibration Point 1

pH of Buffer	4.00 pH
pH mV	163.1 mV
Temperature	22.14 °C

Calibration Point 2

pH of Buffer	7.02 pH
pH mV	-2.9 mV
Temperature	22.27 °C

Calibration Point 3

pH of Buffer	10.00 pH
pH mV	-177.2 mV
Temperature	22.57 °C

Slope and Offset 1

Slope	-54.96 mV/pH
Offset	-1.8 mV

Slope and Offset 2

Slope	-58.51 mV/pH
Offset	-1.7 mV

ORP

ORP Solution	ORP Standard
Offset	1.0 mV
Temperature	22.47 °C

Calibration Report

Instrument	Aqua TROLL 400
Serial Number	1082822
Created	4/26/2025

Sensor	**RDO**
Serial Number	1079619
Last Calibrated	4/26/2025

Calibration Details

Slope	0.9236936
Offset	-0.00 mg/L

Calibration point 100%

Concentration	9.54 mg/L
Temperature	20.64 °C
Barometric Pressure	995.42 mbar

Sensor	**Conductivity**
Serial Number	1082822
Last Calibrated	4/26/2025

Calibration Details

Offset	0.00 µS/cm
Cell Constant	0.996
Reference Temperature	25.00 °C
TDS Conversion Factor (ppm)	0.65

Sensor	**Level**
Serial Number	1081452
Last Calibrated	Factory Defaults

Sensor	**pH/ORP**
Serial Number	22528
Last Calibrated	4/26/2025

Calibration Details

Total Calibration Points	1

Calibration Point 1

pH of Buffer	10.05 pH
pH mV	-176.5 mV
Temperature	21.44 °C

Slope and Offset 1

Slope	-58.45 mV/pH
Offset	1.7 mV

ORP

ORP Solution	Zobell's
Offset	6.0 mV
Temperature	21.61 °C

Calibration Report

Instrument	Aqua TROLL 400
Serial Number	1082822
Created	4/27/2025

Sensor	**RDO**
Serial Number	1079619
Last Calibrated	4/27/2025

Calibration Details

Slope	0.8516654
Offset	-0.00 mg/L

Calibration point 100%

Concentration	11.15 mg/L
Temperature	17.10 °C
Barometric Pressure	997.49 mbar

Sensor	**Conductivity**
Serial Number	1082822
Last Calibrated	4/27/2025

Calibration Details

Offset	0.00 µS/cm
Cell Constant	0.991
Reference Temperature	25.00 °C
TDS Conversion Factor (ppm)	0.65

Sensor	**Level**
Serial Number	1081452
Last Calibrated	Factory Defaults

Sensor	**pH/ORP**
Serial Number	22528
Last Calibrated	4/27/2025

Calibration Details

Total Calibration Points	1

Calibration Point 1

pH of Buffer	7.02 pH
pH mV	-7.1 mV
Temperature	21.58 °C

Slope and Offset 1

Slope	-58.48 mV/pH
Offset	-5.9 mV

ORP

ORP Solution	Zobell's
Offset	7.3 mV
Temperature	21.24 °C

Calibration Report

Instrument	Aqua TROLL 400
Serial Number	1153823
Created	4/22/2025

Sensor	**RDO**
Serial Number	1170523
Last Calibrated	4/22/2025

Calibration Details

Slope	0.8510434
Offset	-0.00 mg/L

Calibration point 100%

Concentration	10.07 mg/L
Temperature	22.10 °C
Barometric Pressure	995.55 mbar

Sensor	**Conductivity**
Serial Number	1153823
Last Calibrated	4/22/2025

Calibration Details

Offset	0.00 µS/cm
Cell Constant	0.975
Reference Temperature	25.00 °C
TDS Conversion Factor (ppm)	0.65

Sensor	**Level**
Serial Number	1153141
Last Calibrated	Factory Defaults

Sensor	**pH/ORP**
Serial Number	22824
Last Calibrated	4/22/2025

Calibration Details

Total Calibration Points	1

Calibration Point 1

pH of Buffer	7.02 pH
pH mV	-4.2 mV
Temperature	22.16 °C

Slope and Offset 1

Slope	-58.6 mV/pH
Offset	-3.0 mV

ORP

ORP Solution	Zobell's
Offset	5.2 mV
Temperature	21.93 °C

Calibration Report

Instrument	Aqua TROLL 400
Serial Number	1153823
Created	4/23/2025

Sensor	**RDO**
Serial Number	1170523
Last Calibrated	4/23/2025

Calibration Details

Slope	0.8323369
Offset	-0.00 mg/L

Calibration point 100%

Concentration	10.85 mg/L
Temperature	19.50 °C
Barometric Pressure	996.35 mbar

Sensor	**Conductivity**
Serial Number	1153823
Last Calibrated	4/23/2025

Calibration Details

Offset	0.00 µS/cm
Cell Constant	1.009
Reference Temperature	25.00 °C
TDS Conversion Factor (ppm)	0.65

Sensor	**Level**
Serial Number	1153141
Last Calibrated	Factory Defaults

Sensor	**pH/ORP**
Serial Number	22824
Last Calibrated	4/23/2025

Calibration Details

Total Calibration Points	1

Calibration Point 1

pH of Buffer	4.00 pH
pH mV	161.9 mV
Temperature	20.66 °C

Slope and Offset 1

Slope	-58.3 mV/pH
Offset	-13.0 mV

ORP

ORP Solution	Zobell's
Offset	5.6 mV
Temperature	20.68 °C

Calibration Report

Instrument	Aqua TROLL 400
Serial Number	1153823
Created	4/24/2025

Sensor	**RDO**
Serial Number	1170523
Last Calibrated	4/24/2025

Calibration Details

Slope	0.85522044
Offset	-0.00 mg/L

Calibration point 100%

Concentration	10.83 mg/L
Temperature	18.26 °C
Barometric Pressure	996.69 mbar

Sensor	**Conductivity**
Serial Number	1153823
Last Calibrated	4/24/2025

Calibration Details

Offset	0.00 µS/cm
Cell Constant	0.987
Reference Temperature	25.00 °C
TDS Conversion Factor (ppm)	0.65

Sensor	**Level**
Serial Number	1153141
Last Calibrated	Factory Defaults

Sensor	**pH/ORP**
Serial Number	22824
Last Calibrated	4/24/2025

Calibration Details

Total Calibration Points	1

Calibration Point 1

pH of Buffer	10.05 pH
pH mV	-180.1 mV
Temperature	20.76 °C

Slope and Offset 1

Slope	-58.32 mV/pH
Offset	-2.2 mV

ORP

ORP Solution	Zobell's
Offset	6.4 mV
Temperature	20.81 °C

Calibration Report

Instrument	Aqua TROLL 400
Serial Number	1153823
Created	4/27/2025

Sensor	**RDO**
Serial Number	1170523
Last Calibrated	4/27/2025

Calibration Details

Slope	0.8653896
Offset	-0.00 mg/L

Calibration point 100%

Concentration	11.04 mg/L
Temperature	16.72 °C
Barometric Pressure	996.26 mbar

Sensor	**Conductivity**
Serial Number	1153823
Last Calibrated	4/27/2025

Calibration Details

Offset	0.00 µS/cm
Cell Constant	0.98
Reference Temperature	25.00 °C
TDS Conversion Factor (ppm)	0.65

Sensor	**Level**
Serial Number	1153141
Last Calibrated	Factory Defaults

Sensor	**pH/ORP**
Serial Number	22824
Last Calibrated	4/27/2025

Calibration Details

Total Calibration Points	1

Calibration Point 1

pH of Buffer	7.02 pH
pH mV	-9.1 mV
Temperature	21.13 °C

Slope and Offset 1

Slope	-58.39 mV/pH
Offset	-7.9 mV

ORP

ORP Solution	Zobell's
Offset	8.4 mV
Temperature	21.06 °C

Calibration Report

Instrument	Aqua TROLL 500
Serial Number	877107
Created	4/26/2025

Sensor	**Conductivity**
Serial Number	875753
Last Calibrated	4/26/2025

Calibration Details

TDS Conversion Factor (ppm)	0.65
Cell Constant	0.888
Offset	0.00 µS/cm
Reference Temperature	25.00 °C

Calibration Point 1

Pre Measurement

Actual Conductivity	4,161.2 µS/cm
Specific Conductivity	4,479.2 µS/cm

Post Measurement

Actual Conductivity	4,171.2 µS/cm
Specific Conductivity	4,490.0 µS/cm

Sensor	**RDO**
Serial Number	874999
Last Calibrated	7/23/2024

Calibration Details

Slope	1.0582343
Offset	-0.00 mg/L

Calibration point 100%

Concentration	6.77 mg/L
Pre Measurement	99.46 %Sat
Post Measurement	100.00 %Sat
Temperature	32.40 °C
Barometric Pressure	1,001.3 mbar

Sensor	**pH/ORP**
Serial Number	879868
Last Calibrated	4/26/2025

Calibration Details

Calibration Point 1

pH of Buffer	10.05 pH
pH mV	-217.2 mV
Temperature	21.43 °C

Pre Measurement

pH	10.04 pH
pH mV	-217.3 mV

Post Measurement

pH	10.05 pH
pH mV	-214.6 mV

Slope and Offset 1

Slope	-58.45 mV/pH
Offset	-39.0 mV

ORP

ORP Solution	ORP Standard
Offset	45.1 mV
Temperature	20.29 °C
Pre Measurement	229.7 mV
Post Measurement	228.0 mV

Sensor	**Pressure**
Serial Number	876743
Last Calibrated	Factory Defaults

Site Name: Plant Bowen

Field Instrumentation Calibration Form

Date: 7/7/2025

Calibrated By: A. Tomlinson

Field Conditions: 80s, clear

Instrument	Manufactuer/ Model	Serial Number
Water Quality Meter	Aqua Troll	1120055
Turbidity Meter	LaMotte 2020e	4123-2623

Calibration Standard Information				
Parameter	Standard	Lot #	Date of Expiration	Brand
Specific Conductance (µS/cm)	4,490	24014218	01/2026	AIR
pH (SU)	4.00	24014218	01/2026	AIR
pH (SU)	7.00	24014266	01/2026	AIR
pH (SU)	10.00	24014537	01/2026	AIR
D.O. (%)	N/A	N/A	N/A	N/A
ORP (mV)	228.0	22490162	01/2026	AIR

Calibration					
Time Start 0810		Time Finish			
Parameter	Standard	Calibration Value	Calibration Solution Temperature (°C)	Acceptance Criteria	Reference
Specific Conductance (µS/cm)	4,490	4,490	31.90	± 10% of standard	EPA 2023
pH (SU)	4.00	4.00	33.04	± 0.1	GWMP
pH (SU)	7.00	7.00	33.04	± 0.1	GWMP
pH (SU)	10.00	10.00	33.38	± 0.1	GWMP
D.O. (%)	N/A	100%	30.75	± 10%	NA
ORP (mV)	228.0	228.0	33.65	± 10	EPA 2023

	Standard	Calibration Value	Acceptance Criteria	Reference
Turbidity (NTU)	10	10.0	± 10% of standard	EPA 2023
	1	1.00		
	0	0.00		

Calibration Check					
Time Start		Time Finish			
Parameter	Standard	Calibration Value	Calibration Solution Temperature (°C)	Acceptance Criteria	Reference
Specific Conductance (µS/cm)	4,490			± 10% of standard	EPA 2023
pH (SU)	4.00			± 0.1	GWMP
pH (SU)	7.00			± 0.1	GWMP
pH (SU)	10.00			± 0.1	GWMP

	Standard	Calibration Value	Acceptance Criteria	Reference
Turbidity (NTU)			± 10% of standard	EPA 2023

Notes:

No midday due to only sampling in the morning.

7/7/2025

Scanned with CamScanner

Site Name: Plant Bowen

Field Instrumentation Calibration Form

Date: 7/7/2025

Calibrated By: A. Tomlinson

Field Conditions: 80s, clear

Instrument	Manufactuer/ Model	Serial Number
Water Quality Meter	Aqua TRoll	1149710
Turbidity Meter		

Calibration Standard Information

Parameter	Standard	Lot #	Date of Expiration	Brand
Specific Conductance (µS/cm)	4,490	24014218	01/2026	AIR
pH (SU)	4.00	24014218	01/2026	AIR
pH (SU)	7.00	24014266	01/2026	AIR
pH (SU)	10.00	24011531	01/2026	AIR
D.O. (%)	N/A	N/A	N/A	N/A
ORP (mV)	228.0	22490162	01/2026	AIR

Calibration

Time Start: 0905 Time Finish: 0925

Parameter	Standard	Calibration Value	Calibration Solution Temperature (°C)	Acceptance Criteria	Reference
Specific Conductance (µS/cm)	4,490	4,490	31.87	± 10% of standard	EPA 2023
pH (SU)	4.00	4.00	32.23	± 0.1	GWMP
pH (SU)	7.00	7.00	33.03	± 0.1	GWMP
pH (SU)	10.00	10.00	33.46	± 0.1	GWMP
D.O. (%)	N/A	100%	31.97	± 10%	NA
ORP (mV)	228.0	228.0	33.26	± 10	EPA 2023

	Standard	Calibration Value	Acceptance Criteria	Reference
Turbidity (NTU)			± 10% of standard	EPA 2023

* see other cal log for turbidity meter cal.

Calibration Check

Time Start: Time Finish:

Parameter	Standard	Calibration Value	Calibration Solution Temperature (°C)	Acceptance Criteria	Reference
Specific Conductance (µS/cm)	4,490			± 10% of standard	EPA 2023
pH (SU)	4.00			± 0.1	GWMP
pH (SU)	7.00			± 0.1	GWMP
pH (SU)	10.00			± 0.1	GWMP

	Standard	Calibration Value	Acceptance Criteria	Reference
Turbidity (NTU)			± 10% of standard	EPA 2023

Notes:

No midday due to only sampling in the morning.

7/7/2025

Scanned with CamScanner

Site Name: Plant Bowen

Field Instrumentation Calibration Form

Date: 7/8/2025

Calibrated By: A. Tomlinson

Field Conditions: 70s, clear

Instrument	Manufactuer/ Model	Serial Number
Water Quality Meter	Aquaprobe	1120055
Turbidity Meter	Lamotte 2020e	~~4123-2623~~ 4126-2623

Calibration Standard Information				
Parameter	Standard	Lot #	Date of Expiration	Brand
Specific Conductance (µS/cm)	4,490	24014218	01/2026	ATC
pH (SU)	4.00	24014218	01/2026	ATC
pH (SU)	7.00	24014268	01/2026	ATC
pH (SU)	10.00	24015337	01/2026	ATC
D.O. (%)	N/A	NA	NA	NA
ORP (mV)	228.0	22490162	01/2026	ATC

Calibration					
Time Start 0730		Time Finish 0746			
Parameter	Standard	Calibration Value	Calibration Solution Temperature (°C)	Acceptance Criteria	Reference
Specific Conductance (µS/cm)	4,490	4,490	30.39	± 10% of standard	EPA 2023
pH (SU)	4.00	4.00	30.35	± 0.1	GWMP
pH (SU)	7.00	7.00	31.03	± 0.1	GWMP
pH (SU)	10.00	10.00	31.03	± 0.1	GWMP
D.O. (%)	N/A	100.1	30.33	± 10%	NA
ORP (mV)	228.0	228.0	30.92	± 10	EPA 2023

	Standard	Calibration Value	Acceptance Criteria	Reference
Turbidity (NTU)	0	0.00	± 10% of standard	EPA 2023
	1	1.00		
	10	10.00		

Calibration Check					
Time Start		Time Finish			
Parameter	Standard	Calibration Value	Calibration Solution Temperature (°C)	Acceptance Criteria	Reference
Specific Conductance (µS/cm)	4,490			± 10% of standard	EPA 2023
pH (SU)	4.00			± 0.1	GWMP
pH (SU)	7.00			± 0.1	GWMP
pH (SU)	10.00			± 0.1	GWMP

	Standard	Calibration Value	Acceptance Criteria	Reference
Turbidity (NTU)			± 10% of standard	EPA 2023

Notes:

No midday due to any sampling in the morning.

7/8/2025

Scanned with CamScanner

Site Name: Plant Bowen

Field Instrumentation Calibration Form

Date: 7/8/2025

Calibrated By: A. Tomlinson

Field Conditions: 70s, clear

Instrument	Manufactuer/ Model	Serial Number
Water Quality Meter	Aquatrell	1149710
Turbidity Meter		

Calibration Standard Information

Parameter	Standard	Lot #	Date of Expiration	Brand
Specific Conductance (µS/cm)	4,490	24014218	01/2026	AIR
pH (SU)	4.00	24014218	01/2026	AIR
pH (SU)	7.00	24014266	01/2026	AIR
pH (SU)	10.00	24011537	01/2026	AIR
D.O. (%)	N/A	NA	NA	NA
ORP (mV)	228.0	22490162	01/2024	AIR

Calibration

Time Start 0725 Time Finish 0735

Parameter	Standard	Calibration Value	Calibration Solution Temperature (°C)	Acceptance Criteria	Reference
Specific Conductance (µS/cm)	4,490	4,490		± 10% of standard	EPA 2023
pH (SU)	4.00	4.00	29.39	± 0.1	GWMP
pH (SU)	7.00	7.00	30.44	± 0.1	GWMP
pH (SU)	10.00	10.00	31.09	± 0.1	GWMP
D.O. (%)	N/A	100%	30.40	± 10%	NA
ORP (mV)	228.0	228.0	31.43	± 10	EPA 2023

	Standard	Calibration Value	Acceptance Criteria	Reference
Turbidity (NTU)			± 10% of standard	EPA 2023

* see other log for turbidity meter cal

Calibration Check

Time Start Time Finish

Parameter	Standard	Calibration Value	Calibration Solution Temperature (°C)	Acceptance Criteria	Reference
Specific Conductance (µS/cm)	4,490			± 10% of standard	EPA 2023
pH (SU)	4.00			± 0.1	GWMP
pH (SU)	7.00			± 0.1	GWMP
pH (SU)	10.00			± 0.1	GWMP

	Standard	Calibration Value	Acceptance Criteria	Reference
Turbidity (NTU)			± 10% of standard	EPA 2023

Notes:

No midday due to only sampling in the morning.

7/8/2025

Scanned with CamScanner

Site Name: Plant Bowen

Field Instrumentation Calibration Form

Date: 7/9/2025

Calibrated By: A. Tomlinson

Field Conditions: 70s, clear

Instrument	Manufactuer/ Model	Serial Number
Water Quality Meter	AquaTROLL	1120055
Turbidity Meter	Lamotte 2020e	4123-2623

Calibration Standard Information

Parameter	Standard	Lot #	Date of Expiration	Brand
Specific Conductance (µS/cm)	4,490	24014218	01/2026	AMR
pH (SU)	4.00	24014218	01/2026	AMR
pH (SU)	7.00	24014244	01/2026	AMR
pH (SU)	10.00	24014337	01/2026	AMR
D.O. (%)	N/A	N/A	N/A	N/A
ORP (mV)	228.0	22490162	01/2026	AMR

Calibration

Time Start: 0728 Time Finish: 0740

Parameter	Standard	Calibration Value	Calibration Solution Temperature (°C)	Acceptance Criteria	Reference
Specific Conductance (µS/cm)	4,490	4,490	29.61	± 10% of standard	EPA 2023
pH (SU)	4.00	4.00	29.81	± 0.1	GWMP
pH (SU)	7.00	7.00	30.00	± 0.1	GWMP
pH (SU)	10.00	10.00	30.39	± 0.1	GWMP
D.O. (%)	N/A	100% ~~N/A~~	29.33	± 10%	NA
ORP (mV)	228.0	228.0	30.14	± 10	EPA 2023

	Standard	Calibration Value	Acceptance Criteria	Reference
Turbidity (NTU)	0	0.00	± 10% of standard	EPA 2023
	1	1.00		
	10	10.00		
	—	—		

Calibration Check

Time Start: Time Finish:

Parameter	Standard	Calibration Value	Calibration Solution Temperature (°C)	Acceptance Criteria	Reference
Specific Conductance (µS/cm)	4,490			± 10% of standard	EPA 2023
pH (SU)	4.00			± 0.1	GWMP
pH (SU)	7.00			± 0.1	GWMP
pH (SU)	10.00			± 0.1	GWMP

	Standard	Calibration Value	Acceptance Criteria	Reference
Turbidity (NTU)			± 10% of standard	EPA 2023

Notes:

No midday due to only sampling in the morning.

7/9/2025

Scanned with CamScanner

Site Name: Plant Bowen

Calibrated By: A. Tomlinson

Field Instrumentation Calibration Form

Date: 7/9/2025

Field Conditions: 70s, Clear

Instrument	Manufactuer/ Model	Serial Number
Water Quality Meter	AquaProbe	1149710
Turbidity Meter		

Calibration Standard Information				
Parameter	Standard	Lot #	Date of Expiration	Brand
Specific Conductance (µS/cm)	4,490	24014218	01/2026	ATR
pH (SU)	4.00	24014218	01/2026	ATR
pH (SU)	7.00	24014264	01/2026	ATR
pH (SU)	10.00	24015339	01/2026	ATR
D.O. (%)	N/A	NA	NA	NA
ORP (mV)	228.0	22496162	01/2026	ATR

Calibration					
Time Start		Time Finish			
Parameter	Standard	Calibration Value	Calibration Solution Temperature (°C)	Acceptance Criteria	Reference
Specific Conductance (µS/cm)	4,490	4,490	28.74	± 10% of standard	EPA 2023
pH (SU)	4.00	4.00	29.09	± 0.1	GWMP
pH (SU)	7.00	7.00	29.52	± 0.1	GWMP
pH (SU)	10.00	10.00	29.75	± 0.1	GWMP
D.O. (%)	N/A	100%	28.20	± 10%	NA
ORP (mV)	228.0	228.0	29.48	± 10	EPA 2023

	Standard	Calibration Value	Acceptance Criteria	Reference
Turbidity (NTU)			± 10% of standard	EPA 2023

* see other cal log for turbidity meter

Calibration Check					
Time Start		Time Finish			
Parameter	Standard	Calibration Value	Calibration Solution Temperature (°C)	Acceptance Criteria	Reference
Specific Conductance (µS/cm)	4,490			± 10% of standard	EPA 2023
pH (SU)	4.00			± 0.1	GWMP
pH (SU)	7.00			± 0.1	GWMP
pH (SU)	10.00			± 0.1	GWMP

	Standard	Calibration Value	Acceptance Criteria	Reference
Turbidity (NTU)			± 10% of standard	EPA 2023

Notes:

No midday due to any sampling in the morning.

7/9/2025

Scanned with CamScanner

Site Name: Plant Bowen

Field Instrumentation Calibration Form

Date: 7/10/2025

Calibrated By: A. Tomlinson

Field Conditions: 70s, partly cloudy

Instrument	Manufactuer/ Model	Serial Number
Water Quality Meter	AquaTROLL	112055
Turbidity Meter	LaMotte 2020e	4126-26023

Calibration Standard Information

Parameter	Standard	Lot #	Date of Expiration	Brand
Specific Conductance (µS/cm)	4,490	24014218	01/2026	AIR
pH (SU)	4.00	24014218	01/2026	↓
pH (SU)	7.00	24014209	01/2026	↓
pH (SU)	10.00	24011557	01/2026	↓
D.O. (%)	N/A	NA	NA	↓
ORP (mV)	228.0	24490162	01/2026	↓

Calibration

Time Start 0720 Time Finish 0730

Parameter	Standard	Calibration Value	Calibration Solution Temperature (°C)	Acceptance Criteria	Reference
Specific Conductance (µS/cm)	4,490	4,490	29.83	± 10% of standard	EPA 2023
pH (SU)	4.00	4.00	29.34	± 0.1	GWMP
pH (SU)	7.00	7.00	29.73	± 0.1	GWMP
pH (SU)	10.00	10.00	30.02	± 0.1	GWMP
D.O. (%)	N/A	100%	29.42	± 10%	NA
ORP (mV)	228.0	228.6	30.18	± 10	EPA 2023

	Standard	Calibration Value	Acceptance Criteria	Reference
Turbidity (NTU)	0	0.00	± 10% of standard	EPA 2023
	1	1.00		
	10	10.00		
	—	—		

Calibration Check

Time Start Time Finish

Parameter	Standard	Calibration Value	Calibration Solution Temperature (°C)	Acceptance Criteria	Reference
Specific Conductance (µS/cm)	4,490			± 10% of standard	EPA 2023
pH (SU)	4.00			± 0.1	GWMP
pH (SU)	7.00			± 0.1	GWMP
pH (SU)	10.00			± 0.1	GWMP

	Standard	Calibration Value	Acceptance Criteria	Reference
Turbidity (NTU)			± 10% of standard	EPA 2023

Notes:

No midday due to early sampling in the morning.

Scanned with CamScanner

Site Name: Plant Bowen

Field Instrumentation Calibration Form

Date: 7/10/2025

Calibrated By: A. Tomlinson

Field Conditions: 70s, partly cloudy

Instrument	Manufactuer/ Model	Serial Number
Water Quality Meter	Aquatrol	149710
Turbidity Meter		

Calibration Standard Information				
Parameter	Standard	Lot #	Date of Expiration	Brand
Specific Conductance (µS/cm)	4,490	24014218 R 24014238	01/26	A-IR
pH (SU)	4.00	24014218	01/2026	
pH (SU)	7.00	24014244	01/2026	
pH (SU)	10.00	24011237	01/2026	
D.O. (%)	N/A	N/A	N/A	
ORP (mV)	228.0	24490162	01/2026	

Calibration					
Time Start 0720		Time Finish			
Parameter	Standard	Calibration Value	Calibration Solution Temperature (°C)	Acceptance Criteria	Reference
Specific Conductance (µS/cm)	4,490	4490	28.92	± 10% of standard	EPA 2023
pH (SU)	4.00	4.00	29.27	± 0.1	GWMP
pH (SU)	7.00	7.00	29.77	± 0.1	GWMP
pH (SU)	10.00	10.00	30.02	± 0.1	GWMP
D.O. (%)	N/A	100%	28.99	± 10%	NA
ORP (mV)	228.0	228.0	29.91	± 10	EPA 2023

Turbidity (NTU)	Standard	Calibration Value	Acceptance Criteria	Reference
			± 10% of standard	EPA 2023

* see other log for turbidity meter cal

Calibration Check					
Time Start		Time Finish			
Parameter	Standard	Calibration Value	Calibration Solution Temperature (°C)	Acceptance Criteria	Reference
Specific Conductance (µS/cm)	4,490			± 10% of standard	EPA 2023
pH (SU)	4.00			± 0.1	GWMP
pH (SU)	7.00			± 0.1	GWMP
pH (SU)	10.00			± 0.1	GWMP

Turbidity (NTU)	Standard	Calibration Value	Acceptance Criteria	Reference
			± 10% of standard	EPA 2023

Notes:

No midday due to any sampling in the morning.

7/10/2025

Scanned with CamScanner

Site Name: Plant Bowen

Calibrated By: ML

Field Instrumentation Calibration Form

Date 7/1/25

Field Conditions Mostly Cloudy

Instrument	Manufactuer/ Model	Serial Number
Water Quality Meter	Aquaprobe	1120055
Turbidity Meter	LaMotte	4126-1623

Calibration Standard Information

Parameter	Standard	Lot #	Date of Expiration	Brand
Specific Conductance (µS/cm)	4,490	24014218	01/2026	LAMP
pH (SU)	4.00	24014218	01/2026	
pH (SU)	7.00	24014266	01/2026	
pH (SU)	10.00	24011537	01/2026	
D.O. (%)	N/A	NA	NA	
ORP (mV)	228.0	24490162	01/2026	

Calibration

Time Start 0715 Time Finish 0733

Parameter	Standard	Calibration Value	Calibration Solution Temperature (°C)	Acceptance Criteria	Reference
Specific Conductance (µS/cm)	4,490	4,490	27.83	± 10% of standard	EPA 2023
pH (SU)	4.00	4.00	27.86	± 0.1	GWMP
pH (SU)	7.00	7.00	28.55	± 0.1	GWMP
pH (SU)	10.00	10.00	28.85	± 0.1	GWMP
D.O. (%)	N/A	NA	28.36	± 10%	NA
ORP (mV)	228.0	228.0	28.85	± 10	EPA 2023

	Standard	Calibration Value	Acceptance Criteria	Reference
Turbidity (NTU)	0	0	± 10% of standard	EPA 2023
	1	0.97		
	10	9.96		

Calibration Check

Time Start Time Finish

Parameter	Standard	Calibration Value	Calibration Solution Temperature (°C)	Acceptance Criteria	Reference
Specific Conductance (µS/cm)	4,490			± 10% of standard	EPA 2023
pH (SU)	4.00			± 0.1	GWMP
pH (SU)	7.00			± 0.1	GWMP
pH (SU)	10.00			± 0.1	GWMP

	Standard	Calibration Value	Acceptance Criteria	Reference
Turbidity (NTU)			± 10% of standard	EPA 2023

Notes: No cal check. Instruments only used in the morning.

Scanned with CamScanner

Site Name: Plant Bowen

Calibrated By: NL

Field Instrumentation Calibration Form

Date: 7/11/25

Field Conditions: Mostly Cloudy

Instrument	Manufactuer/ Model	Serial Number
Water Quality Meter	Aqua Hoy	1149710
Turbidity Meter	NA	NA

Calibration Standard Information

Parameter	Standard	Lot #	Date of Expiration	Brand
Specific Conductance (µS/cm)	4,490	24014218	01/2026	YSI
pH (SU)	4.00	24014218	01/2026	↓
pH (SU)	7.00	24014266	01/2026	↓
pH (SU)	10.00	24011537	01/2026	↓
D.O. (%)	N/A	NA	NA	↓
ORP (mV)	228.0	24490161	01/2026	↓

Calibration

Time Start: 0725 Time Finish: 0740

Parameter	Standard	Calibration Value	Calibration Solution Temperature (°C)	Acceptance Criteria	Reference
Specific Conductance (µS/cm)	4,490	4.490	27.35	± 10% of standard	EPA 2023
pH (SU)	4.00	4.00	28.08	± 0.1	GWMP
pH (SU)	7.00	7.00	28.66	± 0.1	GWMP
pH (SU)	10.00	10.00	29.12	± 0.1	GWMP
D.O. (%)	N/A	100%	28.58	± 10%	NA
ORP (mV)	228.0	228.0	29.13	± 10	EPA 2023

	Standard	Calibration Value	Acceptance Criteria	Reference
Turbidity (NTU)			± 10% of standard	EPA 2023

* see other cal log for turbidity meter

Calibration Check

Time Start: Time Finish:

Parameter	Standard	Calibration Value	Calibration Solution Temperature (°C)	Acceptance Criteria	Reference
Specific Conductance (µS/cm)	4,490			± 10% of standard	EPA 2023
pH (SU)	4.00			± 0.1	GWMP
pH (SU)	7.00			± 0.1	GWMP
pH (SU)	10.00			± 0.1	GWMP

	Standard	Calibration Value	Acceptance Criteria	Reference
Turbidity (NTU)			± 10% of standard	EPA 2023

Notes: No cal check. Instruments only used in the morning.

Scanned with CamScanner

Site Name: Plant Bowen

Calibrated By: M. Lu

Field Instrumentation Calibration Form

Date: 7/14/2025

Field Conditions: Sunny, 70S

Instrument	Manufactuer/ Model	Serial Number
Water Quality Meter	AquaTrolL	1120055
Turbidity Meter	LaMotte 2020e	4126-2623

Calibration Standard Information

Parameter	Standard	Lot #	Date of Expiration	Brand
Specific Conductance (µS/cm)	4,490	24014218	01/2026	YSI
pH (SU)	4.00	24014218	01/2026	↓
pH (SU)	7.00	24014266	01/2026	
pH (SU)	10.00	24011537	01/2026	
D.O. (%)	N/A	NA	NA	↓
ORP (mV)	228.0	24060162	01/2026	

Calibration

Time Start: 0720 Time Finish: 0747

Parameter	Standard	Calibration Value	Calibration Solution Temperature (°C)	Acceptance Criteria	Reference
Specific Conductance (µS/cm)	4,490	4,490	30.76	± 10% of standard	EPA 2023
pH (SU)	4.00	4.01	30.10	± 0.1	GWMP
pH (SU)	7.00	6.99	31.92	± 0.1	GWMP
pH (SU)	10.00	9.95	32.34	± 0.1	GWMP
D.O. (%)	N/A	100%	30.80	± 10%	NA
ORP (mV)	228.0	228.0	32.39	± 10	EPA 2023

	Standard	Calibration Value	Acceptance Criteria	Reference
Turbidity (NTU)	0	0.00	± 10% of standard	EPA 2023
	1	0.97		
	10	9.36		

Calibration Check

Time Start: 1407 Time Finish: 1423

Parameter	Standard	Calibration Value	Calibration Solution Temperature (°C)	Acceptance Criteria	Reference
Specific Conductance (µS/cm)	4,490	4466	35.58	± 10% of standard	EPA 2023
pH (SU)	4.00	4.08	35.46	± 0.1	GWMP
pH (SU)	7.00	7.03	34.33	± 0.1	GWMP
pH (SU)	10.00	9.98	33.47	± 0.1	GWMP

	Standard	Calibration Value	Acceptance Criteria	Reference
Turbidity (NTU)	0	0.0	± 10% of standard	EPA 2023
	1	0.98		
	10	10.6		

Notes:

BRT

7/14/2025

Scanned with CamScanner

Site Name: Plant Bowen

Calibrated By: M. Cu

Field Instrumentation Calibration Form

Date: 7/14/25

Field Conditions: Sunny, 70s

Instrument	Manufactuer/ Model	Serial Number
Water Quality Meter	AquaTrall	1149710
Turbidity Meter		

Calibration Standard Information				
Parameter	Standard	Lot #	Date of Expiration	Brand
Specific Conductance (µS/cm)	4,490	24014218	01/2026	YSI
pH (SU)	4.00	24014218	01/2026	↓
pH (SU)	7.00	24014266	01/2026	↓
pH (SU)	10.00	24011537	01/2026	↓
D.O. (%)	N/A	NA	NA	↓
ORP (mV)	228.0	24049016V	01/2026	↓

Calibration					
Time Start 0725		Time Finish 0740			
Parameter	Standard	Calibration Value	Calibration Solution Temperature (°C)	Acceptance Criteria	Reference
Specific Conductance (µS/cm)	4,490	4,490	30.93	± 10% of standard	EPA 2023
pH (SU)	4.00	4.01	31.39	± 0.1	GWMP
pH (SU)	7.00	6.99	32.26	± 0.1	GWMP
pH (SU)	10.00	9.91	32.65	± 0.1	GWMP
D.O. (%)	N/A	100%	31.53	± 10%	NA
ORP (mV)	228.0	228.0	32.72	± 10	EPA 2023

	Standard	Calibration Value	Acceptance Criteria	Reference
Turbidity (NTU)			± 10% of standard	EPA 2023

Calibration Check					
Time Start 1425		Time Finish 1432			
Parameter	Standard	Calibration Value	Calibration Solution Temperature (°C)	Acceptance Criteria	Reference
Specific Conductance (µS/cm)	4,490	4,132	38.24	± 10% of standard	EPA 2023
pH (SU)	4.00	4.08	37.40	± 0.1	GWMP
pH (SU)	7.00	6.98	35.21	± 0.1	GWMP
pH (SU)	10.00	9.92	33.52	± 0.1	GWMP

	Standard	Calibration Value	Acceptance Criteria	Reference
Turbidity (NTU)			± 10% of standard	EPA 2023

Notes: See the other cal forms for turbidity cal & cal check.

Scanned with CamScanner

Site Name: Plant Bowen

Calibrated By: M.W/A.Tomlinson

Field Instrumentation Calibration Form

Date: 7/15/25

Field Conditions: Sunny

Instrument	Manufactuer/ Model	Serial Number
Water Quality Meter	AquaTrol	1449710
Turbidity Meter	LaMotte	4126-2023

Calibration Standard Information				
Parameter	Standard	Lot #	Date of Expiration	Brand
Specific Conductance (µS/cm)	4,490	24014218	01/2026	YSI
pH (SU)	4.00	24014218	01/2026	↓
pH (SU)	7.00	24014266	01/2026	↓
pH (SU)	10.00	24011537	01/2026	↓
D.O. (%)	N/A	NA	NA	↓
ORP (mV)	228.0	24490162	01/2026	↓

Calibration					
Time Start 0730		Time Finish 0750			
Parameter	Standard	Calibration Value	Calibration Solution Temperature (°C)	Acceptance Criteria	Reference
Specific Conductance (µS/cm)	4,490	4,490	28.13	± 10% of standard	EPA 2023
pH (SU)	4.00	4.01	28.74	± 0.1	GWMP
pH (SU)	7.00	6.99	29.34	± 0.1	GWMP
pH (SU)	10.00	9.95	29.62	± 0.1	GWMP
D.O. (%)	N/A	100%	28.45	± 10%	NA
ORP (mV)	228.0	228.0	29.30	± 10	EPA 2023

	Standard	Calibration Value	Acceptance Criteria	Reference
Turbidity (NTU)	0	0.00	± 10% of standard	EPA 2023
	1	0.95		
	10	10.00		
	—	—		

Calibration Check					
Time Start 1350		Time Finish 1411			
Parameter	Standard	Calibration Value	Calibration Solution Temperature (°C)	Acceptance Criteria	Reference
Specific Conductance (µS/cm)	4,490	4311	32.43	± 10% of standard	EPA 2023
pH (SU)	4.00	3.97	33.76	± 0.1	GWMP
pH (SU)	7.00	7.08	31.48	± 0.1	GWMP
pH (SU)	10.00	9.92	30.56	± 0.1	GWMP

	Standard	Calibration Value	Acceptance Criteria	Reference
Turbidity (NTU)	0	0.00	± 10% of standard	EPA 2023
	1	0.97		
	10	10.02		
	—	—		

Notes:

MW
7/15/2025

Scanned with CamScanner

Site Name: Plant Barron

Calibrated By: M.W

Field Instrumentation Calibration Form

Date: 7/15/25

Field Conditions: Sunny

Instrument	Manufactuer/ Model	Serial Number
Water Quality Meter	AquaTroll	1120055
Turbidity Meter		

Calibration Standard Information				
Parameter	Standard	Lot #	Date of Expiration	Brand
Specific Conductance (µS/cm)	4,490	24014218	01/2026	AIR
pH (SU)	4.00	24014218	01/2026	
pH (SU)	7.00	24014266	01/2026	
pH (SU)	10.00	24011533	01/2026	
D.O. (%)	N/A	NA	NA	
ORP (mV)	228.0	24490162	01/2026	

Calibration					
Time Start 0730		Time Finish 0750			
Parameter	Standard	Calibration Value	Calibration Solution Temperature (°C)	Acceptance Criteria	Reference
Specific Conductance (µS/cm)	4,490	4,490	29.30	± 10% of standard	EPA 2023
pH (SU)	4.00	4.01	29.83	± 0.1	GWMP
pH (SU)	7.00	6.99	29.95	± 0.1	GWMP
pH (SU)	10.00	9.95	30.38	± 0.1	GWMP
D.O. (%)	N/A	100%	29.01	± 10%	NA
ORP (mV)	228.0	228.0	30.38	± 10	EPA 2023

	Standard	Calibration Value	Acceptance Criteria	Reference
Turbidity (NTU)	NA		± 10% of standard	EPA 2023

Calibration Check					
Time Start 1416		Time Finish 1426			
Parameter	Standard	Calibration Value	Calibration Solution Temperature (°C)	Acceptance Criteria	Reference
Specific Conductance (µS/cm)	4,490	4,218	34.96	± 10% of standard	EPA 2023
pH (SU)	4.00	4.08	33.86	± 0.1	GWMP
pH (SU)	7.00	6.97	32.69	± 0.1	GWMP
pH (SU)	10.00	9.93	31.64	± 0.1	GWMP

	Standard	Calibration Value	Acceptance Criteria	Reference
Turbidity (NTU)	NA		± 10% of standard	EPA 2023

Notes: see the other cal form for turbidity meter

7/15/2025

Scanned with CamScanner

Site Name Plant Bowen

Calibrated By AT/ML

Field Instrumentation Calibration Form

Date: 7/17/25

Field Conditions: Sunny 75°F

Instrument	Manufactuer/ Model	Serial Number
Water Quality Meter	AquaTroll	1120055
Turbidity Meter	La Motte	4123-2023

Calibration Standard Information				
Parameter	Standard	Lot #	Date of Expiration	Brand
Specific Conductance (µS/cm)	4.490	24014218	01/2026	YSI
pH (SU)	4.00	24014218	01/2026	↓
pH (SU)	7.00	24014266	01/2026	↓
pH (SU)	10.00	24011537	01/2026	↓
D.O. (%)	N/A	NA	NA	↓
ORP (mV)	228.0	24049162	01/2026	↓

Calibration					
Time Start 0720		Time Finish 0730			
Parameter	Standard	Calibration Value	Calibration Solution Temperature (°C)	Acceptance Criteria	Reference
Specific Conductance (µS/cm)	4.490	4.490	29.98	± 10% of standard	EPA 2023
pH (SU)	4.00	4.00	30.10	± 0.1	GWMP
pH (SU)	7.00	7.00	30.41	± 0.1	GWMP
pH (SU)	10.00	10.00	30.55	± 0.1	GWMP
D.O. (%)	N/A	~~NA~~ 100%	29.94	± 10%	NA
ORP (mV)	228.0	228.0	30.65	± 10	EPA 2023

	Standard	Calibration Value	Acceptance Criteria	Reference
Turbidity (NTU)	0	0.00	± 10% of standard	EPA 2023
	1	1.06		
	10	9.98		
	—	—		

Calibration Check					
Time Start 1355		Time Finish 1405			
Parameter	Standard	Calibration Value	Calibration Solution Temperature (°C)	Acceptance Criteria	Reference
Specific Conductance (µS/cm)	4.490	4.322	33.89	± 10% of standard	EPA 2023
pH (SU)	4.00	4.01	33.65	± 0.1	GWMP
pH (SU)	7.00	6.95	32.07	± 0.1	GWMP
pH (SU)	10.00	9.92	31.34	± 0.1	GWMP

	Standard	Calibration Value	Acceptance Criteria	Reference
Turbidity (NTU)	0	0.00	± 10% of standard	EPA 2023
	1	1.06		
	10	10.0		
	—	—		

Notes:

Site Name: Plant Bowen

Calibrated By: AT/MC

Field Instrumentation Calibration Form

Date 7/17/25

Field Conditions Sunny 75°F

Instrument	Manufactuer/ Model	Serial Number
Water Quality Meter	AquaTrol	1149710
Turbidity Meter		

Calibration Standard Information				
Parameter	Standard	Lot #	Date of Expiration	Brand
Specific Conductance (µS/cm)	4,490	24014218	01/2026	AIR
pH (SU)	4.00	24014218	01/2026	
pH (SU)	7.00	24014266	01/2026	
pH (SU)	10.00	24015337	01/2026	
D.O. (%)	N/A	N/A	N/A	
ORP (mV)	228.0	24090162	01/2026	

Calibration					
Time Start 0720		Time Finish 0730			
Parameter	Standard	Calibration Value	Calibration Solution Temperature (°C)	Acceptance Criteria	Reference
Specific Conductance (µS/cm)	4,490	4,490	30.66	± 10% of standard	EPA 2023
pH (SU)	4.00	4.00	30.72	± 0.1	GWMP
pH (SU)	7.00	7.00	30.87	± 0.1	GWMP
pH (SU)	10.00	10.00	31.03	± 0.1	GWMP
D.O. (%)	N/A	~~N/A~~ 100%	30.25	± 10%	NA
ORP (mV)	228.0	228.0	30.99	± 10	EPA 2023

	Standard	Calibration Value	Acceptance Criteria	Reference
Turbidity (NTU)			± 10% of standard	EPA 2023

Calibration Check					
Time Start 1348		Time Finish 1353			
Parameter	Standard	Calibration Value	Calibration Solution Temperature (°C)	Acceptance Criteria	Reference
Specific Conductance (µS/cm)	4,490	4276	36.01	± 10% of standard	EPA 2023
pH (SU)	4.00	4.06	35.31	± 0.1	GWMP
pH (SU)	7.00	6.98	32.97	± 0.1	GWMP
pH (SU)	10.00	9.92	31.45	± 0.1	GWMP

	Standard	Calibration Value	Acceptance Criteria	Reference
Turbidity (NTU)			± 10% of standard	EPA 2023

Notes: See turbidity cal on the other cal form

Site Name: Plant Bowen

Calibrated By: M. Lu

Field Instrumentation Calibration Form

Date: 7/18/25

Field Conditions: clear. 74°F

Instrument	Manufactuer/ Model	Serial Number
Water Quality Meter	Aquaticom	1120055
Turbidity Meter	Lg Motte	4125-2625

Calibration Standard Information				
Parameter	Standard	Lot #	Date of Expiration	Brand
Specific Conductance (µS/cm)	4,490	24014218	01/2026	AIR
pH (SU)	4.00	24014218	01/2026	↓
pH (SU)	7.00	24014266	01/2026	
pH (SU)	10.00	24011537	01/2026	
D.O. (%)	N/A	NA	NA	
ORP (mV)	228.0	24490162	01/2026	

Calibration					
Time Start 0735		Time Finish 0750			
Parameter	Standard	Calibration Value	Calibration Solution Temperature (°C)	Acceptance Criteria	Reference
Specific Conductance (µS/cm)	4,490	4,490	28.85	± 10% of standard	EPA 2023
pH (SU)	4.00	4.00	29.01	± 0.1	GWMP
pH (SU)	7.00	7.00	29.26	± 0.1	GWMP
pH (SU)	10.00	10.00	29.61	± 0.1	GWMP
D.O. (%)	N/A	~~N/A~~ 100%	28.02	± 10%	NA
ORP (mV)	228.0	228.0	29.60	± 10	EPA 2023

	Standard	Calibration Value	Acceptance Criteria	Reference
Turbidity (NTU)	0	0.00	± 10% of standard	EPA 2023
	1	1.05		
	10	10.01		
	—	—		

Calibration Check					
Time Start		Time Finish			
Parameter	Standard	Calibration Value	Calibration Solution Temperature (°C)	Acceptance Criteria	Reference
Specific Conductance (µS/cm)	4,490			± 10% of standard	EPA 2023
pH (SU)	4.00			± 0.1	GWMP
pH (SU)	7.00			± 0.1	GWMP
pH (SU)	10.00			± 0.1	GWMP

	Standard	Calibration Value	Acceptance Criteria	Reference
Turbidity (NTU)			± 10% of standard	EPA 2023

Notes: No mid-day check. Only sampled in the morning.

Site Name: Plant Boren

Calibrated By: M. M

Field Instrumentation Calibration Form

Date: 7/8/25

Field Conditions: clear, 74°F

Instrument	Manufactuer/ Model	Serial Number
Water Quality Meter	Aquatrol	114971o
Turbidity Meter		

Calibration Standard Information				
Parameter	Standard	Lot #	Date of Expiration	Brand
Specific Conductance (µS/cm)	4,490	24014218	01/2026	AIR
pH (SU)	4.00	24014218	01/2026	
pH (SU)	7.00	24014260	01/2026	
pH (SU)	10.00	24011530	01/2026	
D.O. (%)	N/A	NA	NA	
ORP (mV)	228.0	24490162	01/2026	

Calibration					
Time Start 0735		Time Finish 0750			
Parameter	Standard	Calibration Value	Calibration Solution Temperature (°C)	Acceptance Criteria	Reference
Specific Conductance (µS/cm)	4,490	4,490	28.83	± 10% of standard	EPA 2023
pH (SU)	4.00	4.00	29.16	± 0.1	GWMP
pH (SU)	7.00	7.00	29.58	± 0.1	GWMP
pH (SU)	10.00	10.00	29.82	± 0.1	GWMP
D.O. (%)	N/A	~~NA~~ 100%	29.03	± 10%	NA
ORP (mV)	228.0	228.0	29.88	± 10	EPA 2023

	Standard	Calibration Value	Acceptance Criteria	Reference
Turbidity (NTU)			± 10% of standard	EPA 2023

Calibration Check					
Time Start		Time Finish			
Parameter	Standard	Calibration Value	Calibration Solution Temperature (°C)	Acceptance Criteria	Reference
Specific Conductance (µS/cm)	4,490			± 10% of standard	EPA 2023
pH (SU)	4.00			± 0.1	GWMP
pH (SU)	7.00			± 0.1	GWMP
pH (SU)	10.00			± 0.1	GWMP

	Standard	Calibration Value	Acceptance Criteria	Reference
Turbidity (NTU)			± 10% of standard	EPA 2023

Notes: See the other cal sheet for turbidity calibration. No mid-day check. Only sampled in the morning.

APPENDIX D

Post-injection Performance Monitoring Groundwater Analytical Laboratory Results and Field Sampling Forms

Laboratory Analytical Reports

Pace Analytical Services, LLC
9800 Kincey Ave. Suite 100
Huntersville, NC 28078
(704)875-9092

May 19, 2025

Kristen Jurinko
Southern Co.
241 Ralph McGill Blvd NE
Bin 10160
Atlanta, GA 30308

RE: Project: Bowen AP-1 CA Week 1
Pace Project No.: 92794440

Dear Kristen Jurinko:

Enclosed are the analytical results for sample(s) received by the laboratory on May 05, 2025. The results relate only to the samples included in this report. Results reported herein conform to the applicable TNI/NELAC Standards and the laboratory's Quality Manual, where applicable, unless otherwise noted in the body of the report.

The test results provided in this final report were generated by each of the following laboratories within the Pace Network:

- Pace National - Mt. Juliet
- Pace Analytical Services - Asheville
- Pace Analytical Services - West Columbia

If you have any questions concerning this report, please feel free to contact me.

Sincerely,

Nicole D'Oleo

Nicole D'Oleo for
Bonnie Vang
bonnie.vang@pacelabs.com
704-977-0968
Project Manager

Enclosures

cc: Marty Crook, Geosyntec Consultants
R. Michael Kelly, Georgia Power - Plant Bowen
Whitney Law, Geosyntec
Mintao Lu, Geosyntec
Laura Midkiff, Southern Co.
Caroline Nelson, Geosyntec
Rachel Spear, Georgia Power - Plant Bowen

REPORT OF LABORATORY ANALYSIS

This report shall not be reproduced, except in full,
without the written consent of Pace Analytical Services, LLC.

Pace Analytical Services, LLC
9800 Kincey Ave. Suite 100
Huntersville, NC 28078
(704)875-9092

CERTIFICATIONS

Project: Bowen AP-1 CA Week 1
Pace Project No.: 92794440

Pace Analytical Services National
12065 Lebanon Road, Mt. Juliet, TN 37122
Alabama Certification #: 40660
Alaska Certification 17-026
Arizona Certification #: AZ0612
Arkansas Certification #: 88-0469
California Certification #: 2932
Canada Certification #: 1461.01
Colorado Certification #: TN00003
Connecticut Certification #: PH-0197
DOD Certification: #1461.01
EPA# TN00003
Florida Certification #: E87487
Georgia DW Certification #: 923
Georgia Certification: NELAP
Idaho Certification #: TN00003
Illinois Certification #: 200008
Indiana Certification #: C-TN-01
Iowa Certification #: 364
Kansas Certification #: E-10277
Kentucky UST Certification #: 16
Kentucky Certification #: 90010
Louisiana Certification #: AI30792
Louisiana DW Certification #: LA180010
Maine Certification #: TN0002
Maryland Certification #: 324
Massachusetts Certification #: M-TN003
Michigan Certification #: 9958
Minnesota Certification #: 047-999-395
Mississippi Certification #: TN00003
Missouri Certification #: 340
Montana Certification #: CERT0086
Nebraska Certification #: NE-OS-15-05
Nevada Certification #: TN-03-2002-34
New Hampshire Certification #: 2975
New Jersey Certification #: TN002
New Mexico DW Certification
New York Certification #: 11742
North Carolina Aquatic Toxicity Certification #: 41
North Carolina Drinking Water Certification #: 21704
North Carolina Environmental Certificate #: 375
North Dakota Certification #: R-140
Ohio VAP Certification #: CL0069
Oklahoma Certification #: 9915
Oregon Certification #: TN200002
Pennsylvania Certification #: 68-02979
Rhode Island Certification #: LAO00356
South Carolina Certification #: 84004
South Dakota Certification
Tennessee DW/Chem/Micro Certification #: 2006
Texas Certification #: T 104704245-17-14
Texas Mold Certification #: LAB0152
USDA Soil Permit #: P330-15-00234
Utah Certification #: TN00003
Virginia Certification #: VT2006
Vermont Dept. of Health: ID# VT-2006
Virginia Certification #: 460132
Washington Certification #: C847
West Virginia Certification #: 233
Wisconsin Certification #: 998093910
Wyoming UST Certification #: via A2LA 2926.01
A2LA-ISO 17025 Certification #: 1461.01
A2LA-ISO 17025 Certification #: 1461.02
AIHA-LAP/LLC EMLAP Certification #:100789

Pace Analytical Services Asheville
2225 Riverside Drive, Asheville, NC 28804
Florida/NELAP Certification #: E87648
North Carolina Drinking Water Certification #: 37712
North Carolina Wastewater Certification #: 40
South Carolina Laboratory ID: 99030
South Carolina Certification #: 99030001
Virginia/VELAP Certification #: 460222

Pace Analytical Services West Columbia
106 Vantage Point Drive, West Columbia, SC 29172
Alaska Dept. of Energy Conservation, Cert# 20-002
California ELAP, cert# 3049
DoD, DoD QSM V5.4, cert# I.2224
DOE, DoD/DOE QSM V5.4, cert# I.2224.01
Florida, Dept. of Health, cert# E87653-70
Georgia, Env. Protection Division, cert# E87653
Illinois, EPA NELAP, cert# 2000552024-9
Kansas, Dept. of Health and Environment, cert# E-10417
Kentucky, Dept. for Env. Protection, UST, cert# 103582
Kentucky, Dept. for Env. Protection, cert# 98037
Louisiana, Dept. of Environmental Quality, cert# 5125
North Carolina, DEQ, Water Resources, cert# 329
New Jersey, Dept. of Env. Protection, cert# NLC 240005
Oklahoma, Dept. of Env. Quality, cert# 2023-175
Oregon, ELAP, cert# 4181-006
Pennsylvania, Dept. of Env. Protection, cert# 003
South Carolina, Dept. of Env. Services, cert# 32010001
Texas, Commission on Env. Quality, cert# TX-C24-00083
Virginia, Dept. of General Services, cert# 13080
Wisconsin, Dept. of Natural Resources, cert# 399136100

This report shall not be reproduced, except in full,
without the written consent of Pace Analytical Services, LLC.

Pace Analytical Services, LLC
9800 Kincey Ave. Suite 100
Huntersville, NC 28078
(704)875-9092

SAMPLE SUMMARY

Project: Bowen AP-1 CA Week 1
Pace Project No.: 92794440

Lab ID	Sample ID	Matrix	Date Collected	Date Received
92794440001	**BOW-PT-02**	Water	05/02/25 12:27	05/05/25 14:30
92794440002	**BOW-PT-06**	Water	05/02/25 14:20	05/05/25 14:30
92794440003	**BOW-INW-01**	Water	05/02/25 10:27	05/05/25 14:30
92794440004	**BOW-AP1-FD-01**	Water	05/02/25 00:00	05/05/25 14:30
92794440005	**BOW-AP1-FB-01**	Water	05/02/25 14:15	05/05/25 14:30
92794440006	**BOW-AP1-EB-01**	Water	05/02/25 15:11	05/05/25 14:30
92794440007	**BOW-PT-04**	Water	05/01/25 14:46	05/05/25 14:30
92794440008	**BOW-PT-05**	Water	05/01/25 16:10	05/05/25 14:30

This report shall not be reproduced, except in full,
without the written consent of Pace Analytical Services, LLC.

Pace Analytical Services, LLC
9800 Kincey Ave. Suite 100
Huntersville, NC 28078
(704)875-9092

SAMPLE ANALYTE COUNT

Project: Bowen AP-1 CA Week 1
Pace Project No.: 92794440

Lab ID	Sample ID	Method	Analysts	Analytes Reported	Laboratory
92794440001	**BOW-PT-02**	EPA 6020B	UNP	1	PAN
		SM 2320B-2011	SMS	3	PASI-A
		SM 2540C-2015	HCH	1	PASI-A
		SM 4500-S2D-2011	MGW	1	PASI-A
		EPA 300.0 Rev 2.1 1993	JCM	3	PASI-A
		EPA 6020B	BK1, BW	18	PASI-WC
		EPA 7470A	KAJ1	1	PASI-WC
92794440002	**BOW-PT-06**	EPA 6020B	UNP	1	PAN
		SM 2320B-2011	SMS	3	PASI-A
		SM 2540C-2015	HCH	1	PASI-A
		SM 4500-S2D-2011	MGW	1	PASI-A
		EPA 300.0 Rev 2.1 1993	JCM	3	PASI-A
		EPA 6020B	BK1, BW	18	PASI-WC
		EPA 7470A	KAJ1	1	PASI-WC
92794440003	**BOW-INW-01**	EPA 6020B	UNP	1	PAN
		SM 2320B-2011	SMS	3	PASI-A
		SM 2540C-2015	HCH	1	PASI-A
		SM 4500-S2D-2011	MGW	1	PASI-A
		EPA 300.0 Rev 2.1 1993	JCM	3	PASI-A
		EPA 6020B	BK1, BW	18	PASI-WC
		EPA 7470A	KAJ1	1	PASI-WC
92794440004	**BOW-AP1-FD-01**	EPA 6020B	UNP	1	PAN
		SM 2320B-2011	SMS	3	PASI-A
		SM 2540C-2015	HCH	1	PASI-A
		SM 4500-S2D-2011	MGW	1	PASI-A
		EPA 300.0 Rev 2.1 1993	JCM	3	PASI-A
		EPA 6020B	BK1, BW	18	PASI-WC
		EPA 7470A	KAJ1	1	PASI-WC
92794440005	**BOW-AP1-FB-01**	EPA 6020B	UNP	1	PAN
		SM 2320B-2011	SMS	3	PASI-A
		SM 2540C-2015	HCH	1	PASI-A
		SM 4500-S2D-2011	MGW	1	PASI-A
		EPA 300.0 Rev 2.1 1993	JCM	3	PASI-A
		EPA 6020B	BK1, BW	18	PASI-WC
		EPA 7470A	KAJ1	1	PASI-WC
92794440006	**BOW-AP1-EB-01**	EPA 6020B	JDB	1	PAN
		SM 2320B-2011	SMS	3	PASI-A

This report shall not be reproduced, except in full,
without the written consent of Pace Analytical Services, LLC.

Pace Analytical Services, LLC
9800 Kincey Ave. Suite 100
Huntersville, NC 28078
(704)875-9092

SAMPLE ANALYTE COUNT

Project: Bowen AP-1 CA Week 1
Pace Project No.: 92794440

Lab ID	Sample ID	Method	Analysts	Analytes Reported	Laboratory
		SM 2540C-2015	HCH	1	PASI-A
		SM 4500-S2D-2011	MGW	1	PASI-A
		EPA 300.0 Rev 2.1 1993	JCM	3	PASI-A
		EPA 6020B	BK1, BW	18	PASI-WC
		EPA 7470A	KAJ1	1	PASI-WC
92794440007	**BOW-PT-04**	EPA 6020B	JDB	1	PAN
		SM 2320B-2011	SMS	3	PASI-A
		SM 2540C-2015	HCH	1	PASI-A
		SM 4500-S2D-2011	MGW	1	PASI-A
		EPA 300.0 Rev 2.1 1993	JCM	3	PASI-A
		EPA 6020B	BK1, BW	18	PASI-WC
		EPA 7470A	KAJ1	1	PASI-WC
92794440008	**BOW-PT-05**	EPA 6020B	JDB	1	PAN
		SM 2320B-2011	SMS	3	PASI-A
		SM 2540C-2015	HCH	1	PASI-A
		SM 4500-S2D-2011	MGW	1	PASI-A
		EPA 300.0 Rev 2.1 1993	JCM	3	PASI-A
		EPA 6020B	BK1, BW	18	PASI-WC
		EPA 7470A	KAJ1	1	PASI-WC

PAN = Pace National - Mt. Juliet
PASI-A = Pace Analytical Services - Asheville
PASI-WC = Pace Analytical Services - West Columbia

This report shall not be reproduced, except in full,
without the written consent of Pace Analytical Services, LLC.

Pace Analytical Services, LLC
9800 Kincey Ave. Suite 100
Huntersville, NC 28078
(704)875-9092

SUMMARY OF DETECTION

Project: Bowen AP-1 CA Week 1
Pace Project No.: 92794440

Lab Sample ID Method	Client Sample ID Parameters	Result	Units	Report Limit	Analyzed	Qualifiers
92794440001	**BOW-PT-02**					
EPA 6020B	Lithium	0.00811J	mg/L	0.0300	05/13/25 18:21	J
SM 2320B-2011	Alkalinity,Bicarbonate (CaCO3)	1140	mg/L	5.0	05/14/25 10:29	
SM 2320B-2011	Alkalinity, Total as CaCO3	1140	mg/L	5.0	05/14/25 10:29	
SM 2540C-2015	Total Dissolved Solids	1890	mg/L	125	05/06/25 14:52	
EPA 300.0 Rev 2.1 1993	Chloride	208	mg/L	5.0	05/06/25 16:51	
EPA 300.0 Rev 2.1 1993	Fluoride	0.35	mg/L	0.10	05/06/25 14:22	
EPA 300.0 Rev 2.1 1993	Sulfate	213	mg/L	5.0	05/06/25 16:51	
EPA 6020B	Arsenic	0.0013J	mg/L	0.0050	05/12/25 12:08	
EPA 6020B	Barium	0.076	mg/L	0.0050	05/12/25 12:08	
EPA 6020B	Boron	5.8	mg/L	1.0	05/13/25 13:38	
EPA 6020B	Cadmium	0.00013J	mg/L	0.00050	05/12/25 12:08	
EPA 6020B	Calcium	124	mg/L	25.0	05/13/25 13:38	
EPA 6020B	Iron	2.2	mg/L	0.040	05/12/25 12:08	
EPA 6020B	Magnesium	27.4	mg/L	0.050	05/12/25 12:08	
EPA 6020B	Manganese	0.093	mg/L	0.040	05/12/25 12:08	
EPA 6020B	Molybdenum	0.12	mg/L	0.010	05/12/25 12:08	
EPA 6020B	Potassium	6.8	mg/L	0.50	05/12/25 12:08	
EPA 6020B	Selenium	0.0025J	mg/L	0.0050	05/12/25 12:08	
EPA 6020B	Sodium	625	mg/L	25.0	05/13/25 13:38	
EPA 6020B	Thallium	0.00054J	mg/L	0.0010	05/12/25 12:08	
92794440002	**BOW-PT-06**					
EPA 6020B	Lithium	0.00563J	mg/L	0.0300	05/13/25 18:24	J
SM 2320B-2011	Alkalinity,Bicarbonate (CaCO3)	321	mg/L	5.0	05/14/25 10:39	
SM 2320B-2011	Alkalinity, Total as CaCO3	321	mg/L	5.0	05/14/25 10:39	
SM 2540C-2015	Total Dissolved Solids	1870	mg/L	125	05/06/25 14:53	
SM 4500-S2D-2011	Sulfide	0.033J	mg/L	0.10	05/07/25 20:16	
EPA 300.0 Rev 2.1 1993	Chloride	497	mg/L	11.0	05/06/25 17:05	
EPA 300.0 Rev 2.1 1993	Fluoride	0.10	mg/L	0.10	05/06/25 14:37	
EPA 300.0 Rev 2.1 1993	Sulfate	349	mg/L	11.0	05/06/25 17:05	
EPA 6020B	Antimony	0.00071J	mg/L	0.0030	05/12/25 12:12	
EPA 6020B	Arsenic	0.0020J	mg/L	0.0050	05/12/25 12:12	
EPA 6020B	Barium	0.088	mg/L	0.0050	05/12/25 12:12	
EPA 6020B	Boron	8.1	mg/L	2.0	05/13/25 13:57	
EPA 6020B	Calcium	306	mg/L	50.0	05/13/25 13:57	
EPA 6020B	Cobalt	0.0052	mg/L	0.0050	05/12/25 12:12	
EPA 6020B	Iron	6.7	mg/L	0.040	05/12/25 12:12	
EPA 6020B	Magnesium	77.4	mg/L	0.25	05/13/25 13:48	
EPA 6020B	Manganese	0.81	mg/L	0.20	05/13/25 13:48	
EPA 6020B	Molybdenum	0.019	mg/L	0.010	05/12/25 12:12	
EPA 6020B	Potassium	11.6	mg/L	0.50	05/12/25 12:12	
EPA 6020B	Selenium	0.0022J	mg/L	0.0050	05/12/25 12:12	
EPA 6020B	Sodium	127	mg/L	50.0	05/13/25 13:57	
92794440003	**BOW-INW-01**					
EPA 6020B	Lithium	0.00873J	mg/L	0.0300	05/13/25 18:27	J
SM 2320B-2011	Alkalinity,Bicarbonate (CaCO3)	1720	mg/L	5.0	05/14/25 10:47	
SM 2320B-2011	Alkalinity, Total as CaCO3	1720	mg/L	5.0	05/14/25 10:47	

This report shall not be reproduced, except in full,
without the written consent of Pace Analytical Services, LLC.

Pace Analytical Services, LLC
9800 Kincey Ave. Suite 100
Huntersville, NC 28078
(704)875-9092

SUMMARY OF DETECTION

Project: Bowen AP-1 CA Week 1
Pace Project No.: 92794440

Lab Sample ID Method	Client Sample ID Parameters	Result	Units	Report Limit	Analyzed	Qualifiers
92794440003	**BOW-INW-01**					
SM 2540C-2015	Total Dissolved Solids	2560	mg/L	125	05/06/25 14:53	
EPA 300.0 Rev 2.1 1993	Chloride	224	mg/L	5.0	05/06/25 17:20	
EPA 300.0 Rev 2.1 1993	Fluoride	0.45	mg/L	0.10	05/06/25 14:51	
EPA 300.0 Rev 2.1 1993	Sulfate	230	mg/L	5.0	05/06/25 17:20	
EPA 6020B	Arsenic	0.0013J	mg/L	0.0050	05/12/25 12:16	
EPA 6020B	Barium	0.11	mg/L	0.0050	05/12/25 12:16	
EPA 6020B	Boron	6.6	mg/L	2.0	05/13/25 14:06	
EPA 6020B	Cadmium	0.00018J	mg/L	0.00050	05/12/25 12:16	
EPA 6020B	Calcium	104	mg/L	50.0	05/13/25 14:06	
EPA 6020B	Cobalt	0.0016J	mg/L	0.0050	05/12/25 12:16	
EPA 6020B	Iron	1.8	mg/L	0.040	05/12/25 12:16	
EPA 6020B	Magnesium	23.5	mg/L	0.050	05/12/25 12:16	
EPA 6020B	Manganese	0.069	mg/L	0.040	05/12/25 12:16	
EPA 6020B	Molybdenum	0.23	mg/L	0.010	05/12/25 12:16	
EPA 6020B	Potassium	6.6	mg/L	0.50	05/12/25 12:16	
EPA 6020B	Selenium	0.0023J	mg/L	0.0050	05/12/25 12:16	
EPA 6020B	Sodium	891	mg/L	50.0	05/13/25 14:06	
EPA 6020B	Thallium	0.00038J	mg/L	0.0010	05/12/25 12:16	
92794440004	**BOW-AP1-FD-01**					
EPA 6020B	Lithium	0.00870J	mg/L	0.0300	05/13/25 18:30	J
SM 2320B-2011	Alkalinity,Bicarbonate (CaCO3)	1720	mg/L	5.0	05/14/25 10:59	
SM 2320B-2011	Alkalinity, Total as CaCO3	1720	mg/L	5.0	05/14/25 10:59	
SM 2540C-2015	Total Dissolved Solids	2630	mg/L	250	05/06/25 14:53	
EPA 300.0 Rev 2.1 1993	Chloride	225	mg/L	5.0	05/06/25 17:35	
EPA 300.0 Rev 2.1 1993	Fluoride	0.46	mg/L	0.10	05/06/25 15:06	
EPA 300.0 Rev 2.1 1993	Sulfate	230	mg/L	5.0	05/06/25 17:35	
EPA 6020B	Arsenic	0.0013J	mg/L	0.0050	05/12/25 12:20	
EPA 6020B	Barium	0.11	mg/L	0.0050	05/12/25 12:20	
EPA 6020B	Boron	6.5	mg/L	2.0	05/13/25 14:15	
EPA 6020B	Cadmium	0.00019J	mg/L	0.00050	05/12/25 12:20	
EPA 6020B	Calcium	103	mg/L	50.0	05/13/25 14:15	
EPA 6020B	Cobalt	0.0016J	mg/L	0.0050	05/12/25 12:20	
EPA 6020B	Iron	1.9	mg/L	0.040	05/12/25 12:20	
EPA 6020B	Magnesium	24.0	mg/L	0.050	05/12/25 12:20	
EPA 6020B	Manganese	0.070	mg/L	0.040	05/12/25 12:20	
EPA 6020B	Molybdenum	0.23	mg/L	0.010	05/12/25 12:20	
EPA 6020B	Potassium	6.7	mg/L	0.50	05/12/25 12:20	
EPA 6020B	Selenium	0.0023J	mg/L	0.0050	05/12/25 12:20	
EPA 6020B	Sodium	890	mg/L	50.0	05/13/25 14:15	
EPA 6020B	Thallium	0.00037J	mg/L	0.0010	05/12/25 12:20	
92794440005	**BOW-AP1-FB-01**					
EPA 6020B	Sodium	0.17J	mg/L	1.0	05/12/25 12:32	
92794440007	**BOW-PT-04**					
EPA 6020B	Lithium	0.00499J	mg/L	0.0300	05/14/25 03:39	J
SM 2320B-2011	Alkalinity,Bicarbonate (CaCO3)	2130	mg/L	5.0	05/14/25 10:07	
SM 2320B-2011	Alkalinity, Total as CaCO3	2130	mg/L	5.0	05/14/25 10:07	

This report shall not be reproduced, except in full,
without the written consent of Pace Analytical Services, LLC.

Pace Analytical Services, LLC
9800 Kincey Ave. Suite 100
Huntersville, NC 28078
(704)875-9092

SUMMARY OF DETECTION

Project: Bowen AP-1 CA Week 1
Pace Project No.: 92794440

Lab Sample ID Method	Client Sample ID Parameters	Result	Units	Report Limit	Analyzed	Qualifiers
92794440007	**BOW-PT-04**					
SM 2540C-2015	Total Dissolved Solids	2620	mg/L	125	05/06/25 14:51	
EPA 300.0 Rev 2.1 1993	Chloride	114	mg/L	3.0	05/06/25 17:49	
EPA 300.0 Rev 2.1 1993	Fluoride	0.45	mg/L	0.10	05/06/25 15:51	
EPA 300.0 Rev 2.1 1993	Sulfate	146	mg/L	3.0	05/06/25 17:49	
EPA 6020B	Arsenic	0.0014J	mg/L	0.0050	05/12/25 12:40	
EPA 6020B	Barium	0.029	mg/L	0.0050	05/12/25 12:40	
EPA 6020B	Boron	4.8	mg/L	1.0	05/13/25 14:42	
EPA 6020B	Calcium	43.8	mg/L	1.0	05/12/25 12:40	
EPA 6020B	Iron	0.84	mg/L	0.040	05/12/25 12:40	
EPA 6020B	Magnesium	14.2	mg/L	0.050	05/12/25 12:40	
EPA 6020B	Manganese	0.079	mg/L	0.040	05/12/25 12:40	
EPA 6020B	Molybdenum	0.16	mg/L	0.010	05/12/25 12:40	
EPA 6020B	Potassium	5.3	mg/L	0.50	05/12/25 12:40	
EPA 6020B	Sodium	1010	mg/L	125	05/13/25 15:09	
EPA 6020B	Thallium	0.0010	mg/L	0.0010	05/12/25 12:40	
92794440008	**BOW-PT-05**					
EPA 6020B	Lithium	0.00298J	mg/L	0.0300	05/14/25 03:42	J
SM 2320B-2011	Alkalinity,Bicarbonate (CaCO3)	387	mg/L	5.0	05/14/25 10:21	
SM 2320B-2011	Alkalinity, Total as CaCO3	387	mg/L	5.0	05/14/25 10:21	
SM 2540C-2015	Total Dissolved Solids	1390	mg/L	125	05/06/25 14:51	
EPA 300.0 Rev 2.1 1993	Chloride	274	mg/L	6.0	05/06/25 18:04	M1
EPA 300.0 Rev 2.1 1993	Fluoride	0.11	mg/L	0.10	05/06/25 16:06	
EPA 300.0 Rev 2.1 1993	Sulfate	249	mg/L	6.0	05/06/25 18:04	M1
EPA 6020B	Arsenic	0.0019J	mg/L	0.0050	05/12/25 12:45	
EPA 6020B	Barium	0.081	mg/L	0.0050	05/12/25 12:45	
EPA 6020B	Boron	6.8	mg/L	1.0	05/13/25 15:19	
EPA 6020B	Calcium	230	mg/L	25.0	05/13/25 15:19	
EPA 6020B	Cobalt	0.0061	mg/L	0.0050	05/12/25 12:45	
EPA 6020B	Iron	5.2	mg/L	0.040	05/12/25 12:45	
EPA 6020B	Magnesium	57.9	mg/L	1.2	05/13/25 15:19	
EPA 6020B	Manganese	0.37	mg/L	0.040	05/12/25 12:45	
EPA 6020B	Molybdenum	0.014	mg/L	0.010	05/12/25 12:45	
EPA 6020B	Potassium	5.3	mg/L	0.50	05/12/25 12:45	
EPA 6020B	Sodium	118	mg/L	25.0	05/13/25 15:19	

This report shall not be reproduced, except in full,
without the written consent of Pace Analytical Services, LLC.

Pace Analytical Services, LLC
9800 Kincey Ave. Suite 100
Huntersville, NC 28078
(704)875-9092

ANALYTICAL RESULTS

Project: Bowen AP-1 CA Week 1
Pace Project No.: 92794440

Sample: BOW-PT-02 **Lab ID: 92794440001** Collected: 05/02/25 12:27 Received: 05/05/25 14:30 Matrix: Water

Parameters	Results	Units	Report Limit	MDL	DF	Prepared	Analyzed	CAS No.	Qual
Metals (ICPMS) 6020B	Analytical Method: EPA 6020B Preparation Method: 3015 Pace National - Mt. Juliet								
Lithium	**0.00811J**	mg/L	0.0300	0.000600	1	05/13/25 09:49	05/13/25 18:21	7439-93-2	J
2320B Alkalinity	Analytical Method: SM 2320B-2011 Pace Analytical Services - Asheville								
Alkalinity,Bicarbonate (CaCO3)	**1140**	mg/L	5.0	5.0	1		05/14/25 10:29		
Alkalinity,Carbonate (CaCO3)	ND	mg/L	5.0	5.0	1		05/14/25 10:29		
Alkalinity, Total as CaCO3	**1140**	mg/L	5.0	5.0	1		05/14/25 10:29		
2540C Total Dissolved Solids	Analytical Method: SM 2540C-2015 Pace Analytical Services - Asheville								
Total Dissolved Solids	**1890**	mg/L	125	125	1		05/06/25 14:52		
4500S2D Sulfide Water	Analytical Method: SM 4500-S2D-2011 Pace Analytical Services - Asheville								
Sulfide	ND	mg/L	0.10	0.022	1		05/07/25 20:15	18496-25-8	
300.0 IC Anions 28 Days	Analytical Method: EPA 300.0 Rev 2.1 1993 Pace Analytical Services - Asheville								
Chloride	**208**	mg/L	5.0	3.0	5		05/06/25 16:51	16887-00-6	
Fluoride	**0.35**	mg/L	0.10	0.050	1		05/06/25 14:22	16984-48-8	
Sulfate	**213**	mg/L	5.0	2.5	5		05/06/25 16:51	14808-79-8	
WC 6020B MET ICPMS	Analytical Method: EPA 6020B Preparation Method: EPA 3005A Pace Analytical Services - West Columbia								
Antimony	ND	mg/L	0.0030	0.00050	1	05/10/25 07:02	05/12/25 12:08	7440-36-0	
Arsenic	**0.0013J**	mg/L	0.0050	0.0012	1	05/10/25 07:02	05/12/25 12:08	7440-38-2	
Barium	**0.076**	mg/L	0.0050	0.0012	1	05/10/25 07:02	05/12/25 12:08	7440-39-3	
Beryllium	ND	mg/L	0.00050	0.00015	1	05/10/25 07:02	05/12/25 12:08	7440-41-7	
Boron	**5.8**	mg/L	1.0	0.16	25	05/10/25 07:02	05/13/25 13:38	7440-42-8	
Cadmium	**0.00013J**	mg/L	0.00050	0.00012	1	05/10/25 07:02	05/12/25 12:08	7440-43-9	
Calcium	**124**	mg/L	25.0	2.5	25	05/10/25 07:02	05/13/25 13:38	7440-70-2	
Chromium	ND	mg/L	0.0050	0.0012	1	05/10/25 07:02	05/12/25 12:08	7440-47-3	
Cobalt	ND	mg/L	0.0050	0.0012	1	05/10/25 07:02	05/12/25 12:08	7440-48-4	
Iron	**2.2**	mg/L	0.040	0.012	1	05/10/25 07:02	05/12/25 12:08	7439-89-6	
Lead	ND	mg/L	0.0010	0.00025	1	05/10/25 07:02	05/12/25 12:08	7439-92-1	
Magnesium	**27.4**	mg/L	0.050	0.010	1	05/10/25 07:02	05/12/25 12:08	7439-95-4	
Manganese	**0.093**	mg/L	0.040	0.0012	1	05/10/25 07:02	05/12/25 12:08	7439-96-5	
Molybdenum	**0.12**	mg/L	0.010	0.0025	1	05/10/25 07:02	05/12/25 12:08	7439-98-7	
Potassium	**6.8**	mg/L	0.50	0.10	1	05/10/25 07:02	05/12/25 12:08	7440-09-7	
Selenium	**0.0025J**	mg/L	0.0050	0.0012	1	05/10/25 07:02	05/12/25 12:08	7782-49-2	
Sodium	**625**	mg/L	25.0	3.8	25	05/10/25 07:02	05/13/25 13:38	7440-23-5	
Thallium	**0.00054J**	mg/L	0.0010	0.00015	1	05/10/25 07:02	05/12/25 12:08	7440-28-0	

This report shall not be reproduced, except in full,
without the written consent of Pace Analytical Services, LLC.

Pace Analytical Services, LLC
9800 Kincey Ave. Suite 100
Huntersville, NC 28078
(704)875-9092

ANALYTICAL RESULTS

Project: Bowen AP-1 CA Week 1
Pace Project No.: 92794440

Sample: BOW-PT-02 **Lab ID: 92794440001** Collected: 05/02/25 12:27 Received: 05/05/25 14:30 Matrix: Water

Parameters	Results	Units	Report Limit	MDL	DF	Prepared	Analyzed	CAS No.	Qual
WCOL 7470 Mercury	Analytical Method: EPA 7470A Preparation Method: EPA 7470A Pace Analytical Services - West Columbia								
Mercury	ND	mg/L	0.00020	0.000091	1	05/10/25 09:40	05/12/25 08:21	7439-97-6	

This report shall not be reproduced, except in full,
without the written consent of Pace Analytical Services, LLC.

Pace Analytical Services, LLC
9800 Kincey Ave. Suite 100
Huntersville, NC 28078
(704)875-9092

ANALYTICAL RESULTS

Project: Bowen AP-1 CA Week 1
Pace Project No.: 92794440

Sample: BOW-PT-06 **Lab ID: 92794440002** Collected: 05/02/25 14:20 Received: 05/05/25 14:30 Matrix: Water

Parameters	Results	Units	Report Limit	MDL	DF	Prepared	Analyzed	CAS No.	Qual
Metals (ICPMS) 6020B	Analytical Method: EPA 6020B Preparation Method: 3015 Pace National - Mt. Juliet								
Lithium	**0.00563J**	mg/L	0.0300	0.000600	1	05/13/25 09:49	05/13/25 18:24	7439-93-2	J
2320B Alkalinity	Analytical Method: SM 2320B-2011 Pace Analytical Services - Asheville								
Alkalinity,Bicarbonate (CaCO3)	**321**	mg/L	5.0	5.0	1		05/14/25 10:39		
Alkalinity,Carbonate (CaCO3)	ND	mg/L	5.0	5.0	1		05/14/25 10:39		
Alkalinity, Total as CaCO3	**321**	mg/L	5.0	5.0	1		05/14/25 10:39		
2540C Total Dissolved Solids	Analytical Method: SM 2540C-2015 Pace Analytical Services - Asheville								
Total Dissolved Solids	**1870**	mg/L	125	125	1		05/06/25 14:53		
4500S2D Sulfide Water	Analytical Method: SM 4500-S2D-2011 Pace Analytical Services - Asheville								
Sulfide	**0.033J**	mg/L	0.10	0.022	1		05/07/25 20:16	18496-25-8	
300.0 IC Anions 28 Days	Analytical Method: EPA 300.0 Rev 2.1 1993 Pace Analytical Services - Asheville								
Chloride	**497**	mg/L	11.0	6.6	11		05/06/25 17:05	16887-00-6	
Fluoride	**0.10**	mg/L	0.10	0.050	1		05/06/25 14:37	16984-48-8	
Sulfate	**349**	mg/L	11.0	5.5	11		05/06/25 17:05	14808-79-8	
WC 6020B MET ICPMS	Analytical Method: EPA 6020B Preparation Method: EPA 3005A Pace Analytical Services - West Columbia								
Antimony	**0.00071J**	mg/L	0.0030	0.00050	1	05/10/25 07:02	05/12/25 12:12	7440-36-0	
Arsenic	**0.0020J**	mg/L	0.0050	0.0012	1	05/10/25 07:02	05/12/25 12:12	7440-38-2	
Barium	**0.088**	mg/L	0.0050	0.0012	1	05/10/25 07:02	05/12/25 12:12	7440-39-3	
Beryllium	ND	mg/L	0.00050	0.00015	1	05/10/25 07:02	05/12/25 12:12	7440-41-7	
Boron	**8.1**	mg/L	2.0	0.31	50	05/10/25 07:02	05/13/25 13:57	7440-42-8	
Cadmium	ND	mg/L	0.00050	0.00012	1	05/10/25 07:02	05/12/25 12:12	7440-43-9	
Calcium	**306**	mg/L	50.0	5.0	50	05/10/25 07:02	05/13/25 13:57	7440-70-2	
Chromium	ND	mg/L	0.0050	0.0012	1	05/10/25 07:02	05/12/25 12:12	7440-47-3	
Cobalt	**0.0052**	mg/L	0.0050	0.0012	1	05/10/25 07:02	05/12/25 12:12	7440-48-4	
Iron	**6.7**	mg/L	0.040	0.012	1	05/10/25 07:02	05/12/25 12:12	7439-89-6	
Lead	ND	mg/L	0.0010	0.00025	1	05/10/25 07:02	05/12/25 12:12	7439-92-1	
Magnesium	**77.4**	mg/L	0.25	0.050	5	05/10/25 07:02	05/13/25 13:48	7439-95-4	
Manganese	**0.81**	mg/L	0.20	0.0062	5	05/10/25 07:02	05/13/25 13:48	7439-96-5	
Molybdenum	**0.019**	mg/L	0.010	0.0025	1	05/10/25 07:02	05/12/25 12:12	7439-98-7	
Potassium	**11.6**	mg/L	0.50	0.10	1	05/10/25 07:02	05/12/25 12:12	7440-09-7	
Selenium	**0.0022J**	mg/L	0.0050	0.0012	1	05/10/25 07:02	05/12/25 12:12	7782-49-2	
Sodium	**127**	mg/L	50.0	7.5	50	05/10/25 07:02	05/13/25 13:57	7440-23-5	
Thallium	ND	mg/L	0.0010	0.00015	1	05/10/25 07:02	05/12/25 12:12	7440-28-0	

This report shall not be reproduced, except in full,
without the written consent of Pace Analytical Services, LLC.

Pace Analytical Services, LLC
9800 Kincey Ave. Suite 100
Huntersville, NC 28078
(704)875-9092

ANALYTICAL RESULTS

Project: Bowen AP-1 CA Week 1
Pace Project No.: 92794440

Sample: BOW-PT-06 **Lab ID: 92794440002** Collected: 05/02/25 14:20 Received: 05/05/25 14:30 Matrix: Water

Parameters	Results	Units	Report Limit	MDL	DF	Prepared	Analyzed	CAS No.	Qual
WCOL 7470 Mercury	Analytical Method: EPA 7470A Preparation Method: EPA 7470A Pace Analytical Services - West Columbia								
Mercury	ND	mg/L	0.00020	0.000091	1	05/10/25 09:40	05/12/25 08:24	7439-97-6	

This report shall not be reproduced, except in full,
without the written consent of Pace Analytical Services, LLC.

Pace Analytical Services, LLC
9800 Kincey Ave. Suite 100
Huntersville, NC 28078
(704)875-9092

ANALYTICAL RESULTS

Project: Bowen AP-1 CA Week 1
Pace Project No.: 92794440

Sample: BOW-INW-01 **Lab ID: 92794440003** Collected: 05/02/25 10:27 Received: 05/05/25 14:30 Matrix: Water

Parameters	Results	Units	Report Limit	MDL	DF	Prepared	Analyzed	CAS No.	Qual
Metals (ICPMS) 6020B	Analytical Method: EPA 6020B Preparation Method: 3015 Pace National - Mt. Juliet								
Lithium	**0.00873J**	mg/L	0.0300	0.000600	1	05/13/25 09:49	05/13/25 18:27	7439-93-2	J
2320B Alkalinity	Analytical Method: SM 2320B-2011 Pace Analytical Services - Asheville								
Alkalinity,Bicarbonate (CaCO3)	**1720**	mg/L	5.0	5.0	1		05/14/25 10:47		
Alkalinity,Carbonate (CaCO3)	ND	mg/L	5.0	5.0	1		05/14/25 10:47		
Alkalinity, Total as CaCO3	**1720**	mg/L	5.0	5.0	1		05/14/25 10:47		
2540C Total Dissolved Solids	Analytical Method: SM 2540C-2015 Pace Analytical Services - Asheville								
Total Dissolved Solids	**2560**	mg/L	125	125	1		05/06/25 14:53		
4500S2D Sulfide Water	Analytical Method: SM 4500-S2D-2011 Pace Analytical Services - Asheville								
Sulfide	ND	mg/L	0.10	0.022	1		05/07/25 20:17	18496-25-8	
300.0 IC Anions 28 Days	Analytical Method: EPA 300.0 Rev 2.1 1993 Pace Analytical Services - Asheville								
Chloride	**224**	mg/L	5.0	3.0	5		05/06/25 17:20	16887-00-6	
Fluoride	**0.45**	mg/L	0.10	0.050	1		05/06/25 14:51	16984-48-8	
Sulfate	**230**	mg/L	5.0	2.5	5		05/06/25 17:20	14808-79-8	
WC 6020B MET ICPMS	Analytical Method: EPA 6020B Preparation Method: EPA 3005A Pace Analytical Services - West Columbia								
Antimony	ND	mg/L	0.0030	0.00050	1	05/10/25 07:02	05/12/25 12:16	7440-36-0	
Arsenic	**0.0013J**	mg/L	0.0050	0.0012	1	05/10/25 07:02	05/12/25 12:16	7440-38-2	
Barium	**0.11**	mg/L	0.0050	0.0012	1	05/10/25 07:02	05/12/25 12:16	7440-39-3	
Beryllium	ND	mg/L	0.00050	0.00015	1	05/10/25 07:02	05/12/25 12:16	7440-41-7	
Boron	**6.6**	mg/L	2.0	0.31	50	05/10/25 07:02	05/13/25 14:06	7440-42-8	
Cadmium	**0.00018J**	mg/L	0.00050	0.00012	1	05/10/25 07:02	05/12/25 12:16	7440-43-9	
Calcium	**104**	mg/L	50.0	5.0	50	05/10/25 07:02	05/13/25 14:06	7440-70-2	
Chromium	ND	mg/L	0.0050	0.0012	1	05/10/25 07:02	05/12/25 12:16	7440-47-3	
Cobalt	**0.0016J**	mg/L	0.0050	0.0012	1	05/10/25 07:02	05/12/25 12:16	7440-48-4	
Iron	**1.8**	mg/L	0.040	0.012	1	05/10/25 07:02	05/12/25 12:16	7439-89-6	
Lead	ND	mg/L	0.0010	0.00025	1	05/10/25 07:02	05/12/25 12:16	7439-92-1	
Magnesium	**23.5**	mg/L	0.050	0.010	1	05/10/25 07:02	05/12/25 12:16	7439-95-4	
Manganese	**0.069**	mg/L	0.040	0.0012	1	05/10/25 07:02	05/12/25 12:16	7439-96-5	
Molybdenum	**0.23**	mg/L	0.010	0.0025	1	05/10/25 07:02	05/12/25 12:16	7439-98-7	
Potassium	**6.6**	mg/L	0.50	0.10	1	05/10/25 07:02	05/12/25 12:16	7440-09-7	
Selenium	**0.0023J**	mg/L	0.0050	0.0012	1	05/10/25 07:02	05/12/25 12:16	7782-49-2	
Sodium	**891**	mg/L	50.0	7.5	50	05/10/25 07:02	05/13/25 14:06	7440-23-5	
Thallium	**0.00038J**	mg/L	0.0010	0.00015	1	05/10/25 07:02	05/12/25 12:16	7440-28-0	

This report shall not be reproduced, except in full,
without the written consent of Pace Analytical Services, LLC.

Pace Analytical Services, LLC
9800 Kincey Ave. Suite 100
Huntersville, NC 28078
(704)875-9092

ANALYTICAL RESULTS

Project: Bowen AP-1 CA Week 1
Pace Project No.: 92794440

Sample: BOW-INW-01 **Lab ID: 92794440003** Collected: 05/02/25 10:27 Received: 05/05/25 14:30 Matrix: Water

Parameters	Results	Units	Report Limit	MDL	DF	Prepared	Analyzed	CAS No.	Qual
WCOL 7470 Mercury	Analytical Method: EPA 7470A Preparation Method: EPA 7470A Pace Analytical Services - West Columbia								
Mercury	ND	mg/L	0.00020	0.000091	1	05/10/25 09:40	05/12/25 08:27	7439-97-6	

This report shall not be reproduced, except in full,
without the written consent of Pace Analytical Services, LLC.

Pace Analytical Services, LLC
9800 Kincey Ave. Suite 100
Huntersville, NC 28078
(704)875-9092

ANALYTICAL RESULTS

Project: Bowen AP-1 CA Week 1
Pace Project No.: 92794440

Sample: BOW-AP1-FD-01 **Lab ID: 92794440004** Collected: 05/02/25 00:00 Received: 05/05/25 14:30 Matrix: Water

Parameters	Results	Units	Report Limit	MDL	DF	Prepared	Analyzed	CAS No.	Qual
Metals (ICPMS) 6020B	Analytical Method: EPA 6020B Preparation Method: 3015 Pace National - Mt. Juliet								
Lithium	**0.00870J**	mg/L	0.0300	0.000600	1	05/13/25 09:49	05/13/25 18:30	7439-93-2	J
2320B Alkalinity	Analytical Method: SM 2320B-2011 Pace Analytical Services - Asheville								
Alkalinity,Bicarbonate (CaCO3)	**1720**	mg/L	5.0	5.0	1		05/14/25 10:59		
Alkalinity,Carbonate (CaCO3)	ND	mg/L	5.0	5.0	1		05/14/25 10:59		
Alkalinity, Total as CaCO3	**1720**	mg/L	5.0	5.0	1		05/14/25 10:59		
2540C Total Dissolved Solids	Analytical Method: SM 2540C-2015 Pace Analytical Services - Asheville								
Total Dissolved Solids	**2630**	mg/L	250	250	1		05/06/25 14:53		
4500S2D Sulfide Water	Analytical Method: SM 4500-S2D-2011 Pace Analytical Services - Asheville								
Sulfide	ND	mg/L	0.10	0.022	1		05/07/25 20:17	18496-25-8	
300.0 IC Anions 28 Days	Analytical Method: EPA 300.0 Rev 2.1 1993 Pace Analytical Services - Asheville								
Chloride	**225**	mg/L	5.0	3.0	5		05/06/25 17:35	16887-00-6	
Fluoride	**0.46**	mg/L	0.10	0.050	1		05/06/25 15:06	16984-48-8	
Sulfate	**230**	mg/L	5.0	2.5	5		05/06/25 17:35	14808-79-8	
WC 6020B MET ICPMS	Analytical Method: EPA 6020B Preparation Method: EPA 3005A Pace Analytical Services - West Columbia								
Antimony	ND	mg/L	0.0030	0.00050	1	05/10/25 07:02	05/12/25 12:20	7440-36-0	
Arsenic	**0.0013J**	mg/L	0.0050	0.0012	1	05/10/25 07:02	05/12/25 12:20	7440-38-2	
Barium	**0.11**	mg/L	0.0050	0.0012	1	05/10/25 07:02	05/12/25 12:20	7440-39-3	
Beryllium	ND	mg/L	0.00050	0.00015	1	05/10/25 07:02	05/12/25 12:20	7440-41-7	
Boron	**6.5**	mg/L	2.0	0.31	50	05/10/25 07:02	05/13/25 14:15	7440-42-8	
Cadmium	**0.00019J**	mg/L	0.00050	0.00012	1	05/10/25 07:02	05/12/25 12:20	7440-43-9	
Calcium	**103**	mg/L	50.0	5.0	50	05/10/25 07:02	05/13/25 14:15	7440-70-2	
Chromium	ND	mg/L	0.0050	0.0012	1	05/10/25 07:02	05/12/25 12:20	7440-47-3	
Cobalt	**0.0016J**	mg/L	0.0050	0.0012	1	05/10/25 07:02	05/12/25 12:20	7440-48-4	
Iron	**1.9**	mg/L	0.040	0.012	1	05/10/25 07:02	05/12/25 12:20	7439-89-6	
Lead	ND	mg/L	0.0010	0.00025	1	05/10/25 07:02	05/12/25 12:20	7439-92-1	
Magnesium	**24.0**	mg/L	0.050	0.010	1	05/10/25 07:02	05/12/25 12:20	7439-95-4	
Manganese	**0.070**	mg/L	0.040	0.0012	1	05/10/25 07:02	05/12/25 12:20	7439-96-5	
Molybdenum	**0.23**	mg/L	0.010	0.0025	1	05/10/25 07:02	05/12/25 12:20	7439-98-7	
Potassium	**6.7**	mg/L	0.50	0.10	1	05/10/25 07:02	05/12/25 12:20	7440-09-7	
Selenium	**0.0023J**	mg/L	0.0050	0.0012	1	05/10/25 07:02	05/12/25 12:20	7782-49-2	
Sodium	**890**	mg/L	50.0	7.5	50	05/10/25 07:02	05/13/25 14:15	7440-23-5	
Thallium	**0.00037J**	mg/L	0.0010	0.00015	1	05/10/25 07:02	05/12/25 12:20	7440-28-0	

This report shall not be reproduced, except in full,
without the written consent of Pace Analytical Services, LLC.

Pace Analytical Services, LLC
9800 Kincey Ave. Suite 100
Huntersville, NC 28078
(704)875-9092

ANALYTICAL RESULTS

Project: Bowen AP-1 CA Week 1
Pace Project No.: 92794440

Sample: BOW-AP1-FD-01 **Lab ID: 92794440004** Collected: 05/02/25 00:00 Received: 05/05/25 14:30 Matrix: Water

Parameters	Results	Units	Report Limit	MDL	DF	Prepared	Analyzed	CAS No.	Qual
WCOL 7470 Mercury	Analytical Method: EPA 7470A Preparation Method: EPA 7470A Pace Analytical Services - West Columbia								
Mercury	ND	mg/L	0.00020	0.000091	1	05/10/25 09:40	05/12/25 08:29	7439-97-6	

This report shall not be reproduced, except in full,
without the written consent of Pace Analytical Services, LLC.

Pace Analytical Services, LLC
9800 Kincey Ave. Suite 100
Huntersville, NC 28078
(704)875-9092

ANALYTICAL RESULTS

Project: Bowen AP-1 CA Week 1
Pace Project No.: 92794440

Sample: BOW-AP1-FB-01 **Lab ID: 92794440005** Collected: 05/02/25 14:15 Received: 05/05/25 14:30 Matrix: Water

Parameters	Results	Units	Report Limit	MDL	DF	Prepared	Analyzed	CAS No.	Qual
Metals (ICPMS) 6020B	Analytical Method: EPA 6020B Preparation Method: 3015								
	Pace National - Mt. Juliet								
Lithium	ND	mg/L	0.0300	0.000600	1	05/13/25 09:49	05/13/25 18:33	7439-93-2	
2320B Alkalinity	Analytical Method: SM 2320B-2011								
	Pace Analytical Services - Asheville								
Alkalinity,Bicarbonate (CaCO3)	ND	mg/L	5.0	5.0	1		05/13/25 21:03		
Alkalinity,Carbonate (CaCO3)	ND	mg/L	5.0	5.0	1		05/13/25 21:03		
Alkalinity, Total as CaCO3	ND	mg/L	5.0	5.0	1		05/13/25 21:03		
2540C Total Dissolved Solids	Analytical Method: SM 2540C-2015								
	Pace Analytical Services - Asheville								
Total Dissolved Solids	ND	mg/L	25.0	25.0	1		05/06/25 14:53		
4500S2D Sulfide Water	Analytical Method: SM 4500-S2D-2011								
	Pace Analytical Services - Asheville								
Sulfide	ND	mg/L	0.10	0.022	1		05/07/25 20:24	18496-25-8	
300.0 IC Anions 28 Days	Analytical Method: EPA 300.0 Rev 2.1 1993								
	Pace Analytical Services - Asheville								
Chloride	ND	mg/L	1.0	0.60	1		05/06/25 13:22	16887-00-6	
Fluoride	ND	mg/L	0.10	0.050	1		05/06/25 13:22	16984-48-8	
Sulfate	ND	mg/L	1.0	0.50	1		05/06/25 13:22	14808-79-8	
WC 6020B MET ICPMS	Analytical Method: EPA 6020B Preparation Method: EPA 3005A								
	Pace Analytical Services - West Columbia								
Antimony	ND	mg/L	0.0030	0.00050	1	05/10/25 07:02	05/12/25 12:32	7440-36-0	
Arsenic	ND	mg/L	0.0050	0.0012	1	05/10/25 07:02	05/12/25 12:32	7440-38-2	
Barium	ND	mg/L	0.0050	0.0012	1	05/10/25 07:02	05/12/25 12:32	7440-39-3	
Beryllium	ND	mg/L	0.00050	0.00015	1	05/10/25 07:02	05/12/25 12:32	7440-41-7	
Boron	ND	mg/L	0.040	0.0062	1	05/10/25 07:02	05/13/25 14:24	7440-42-8	
Cadmium	ND	mg/L	0.00050	0.00012	1	05/10/25 07:02	05/12/25 12:32	7440-43-9	
Calcium	ND	mg/L	1.0	0.10	1	05/10/25 07:02	05/12/25 12:32	7440-70-2	
Chromium	ND	mg/L	0.0050	0.0012	1	05/10/25 07:02	05/12/25 12:32	7440-47-3	
Cobalt	ND	mg/L	0.0050	0.0012	1	05/10/25 07:02	05/12/25 12:32	7440-48-4	
Iron	ND	mg/L	0.040	0.012	1	05/10/25 07:02	05/12/25 12:32	7439-89-6	
Lead	ND	mg/L	0.0010	0.00025	1	05/10/25 07:02	05/12/25 12:32	7439-92-1	
Magnesium	ND	mg/L	0.050	0.010	1	05/10/25 07:02	05/12/25 12:32	7439-95-4	
Manganese	ND	mg/L	0.040	0.0012	1	05/10/25 07:02	05/12/25 12:32	7439-96-5	
Molybdenum	ND	mg/L	0.010	0.0025	1	05/10/25 07:02	05/12/25 12:32	7439-98-7	
Potassium	ND	mg/L	0.50	0.10	1	05/10/25 07:02	05/12/25 12:32	7440-09-7	
Selenium	ND	mg/L	0.0050	0.0012	1	05/10/25 07:02	05/12/25 12:32	7782-49-2	
Sodium	**0.17J**	mg/L	1.0	0.15	1	05/10/25 07:02	05/12/25 12:32	7440-23-5	
Thallium	ND	mg/L	0.0010	0.00015	1	05/10/25 07:02	05/12/25 12:32	7440-28-0	

This report shall not be reproduced, except in full,
without the written consent of Pace Analytical Services, LLC.

Pace Analytical Services, LLC
9800 Kincey Ave. Suite 100
Huntersville, NC 28078
(704)875-9092

ANALYTICAL RESULTS

Project: Bowen AP-1 CA Week 1
Pace Project No.: 92794440

Sample: BOW-AP1-FB-01 **Lab ID: 92794440005** Collected: 05/02/25 14:15 Received: 05/05/25 14:30 Matrix: Water

Parameters	Results	Units	Report Limit	MDL	DF	Prepared	Analyzed	CAS No.	Qual
WCOL 7470 Mercury	Analytical Method: EPA 7470A Preparation Method: EPA 7470A Pace Analytical Services - West Columbia								
Mercury	ND	mg/L	0.00020	0.000091	1	05/10/25 09:40	05/12/25 08:32	7439-97-6	

This report shall not be reproduced, except in full,
without the written consent of Pace Analytical Services, LLC.

Pace Analytical Services, LLC
9800 Kincey Ave. Suite 100
Huntersville, NC 28078
(704)875-9092

ANALYTICAL RESULTS

Project: Bowen AP-1 CA Week 1
Pace Project No.: 92794440

Sample: BOW-AP1-EB-01 **Lab ID: 92794440006** Collected: 05/02/25 15:11 Received: 05/05/25 14:30 Matrix: Water

Parameters	Results	Units	Report Limit	MDL	DF	Prepared	Analyzed	CAS No.	Qual
Metals (ICPMS) 6020B	Analytical Method: EPA 6020B Preparation Method: 3015 Pace National - Mt. Juliet								
Lithium	ND	mg/L	0.0300	0.000600	1	05/13/25 09:47	05/14/25 03:36	7439-93-2	
2320B Alkalinity	Analytical Method: SM 2320B-2011 Pace Analytical Services - Asheville								
Alkalinity,Bicarbonate (CaCO3)	ND	mg/L	5.0	5.0	1		05/13/25 21:07		
Alkalinity,Carbonate (CaCO3)	ND	mg/L	5.0	5.0	1		05/13/25 21:07		
Alkalinity, Total as CaCO3	ND	mg/L	5.0	5.0	1		05/13/25 21:07		
2540C Total Dissolved Solids	Analytical Method: SM 2540C-2015 Pace Analytical Services - Asheville								
Total Dissolved Solids	ND	mg/L	25.0	25.0	1		05/06/25 14:53		
4500S2D Sulfide Water	Analytical Method: SM 4500-S2D-2011 Pace Analytical Services - Asheville								
Sulfide	ND	mg/L	0.10	0.022	1		05/07/25 20:25	18496-25-8	
300.0 IC Anions 28 Days	Analytical Method: EPA 300.0 Rev 2.1 1993 Pace Analytical Services - Asheville								
Chloride	ND	mg/L	1.0	0.60	1		05/06/25 13:37	16887-00-6	
Fluoride	ND	mg/L	0.10	0.050	1		05/06/25 13:37	16984-48-8	
Sulfate	ND	mg/L	1.0	0.50	1		05/06/25 13:37	14808-79-8	
WC 6020B MET ICPMS	Analytical Method: EPA 6020B Preparation Method: EPA 3005A Pace Analytical Services - West Columbia								
Antimony	ND	mg/L	0.0030	0.00050	1	05/10/25 07:02	05/12/25 12:36	7440-36-0	
Arsenic	ND	mg/L	0.0050	0.0012	1	05/10/25 07:02	05/12/25 12:36	7440-38-2	
Barium	ND	mg/L	0.0050	0.0012	1	05/10/25 07:02	05/12/25 12:36	7440-39-3	
Beryllium	ND	mg/L	0.00050	0.00015	1	05/10/25 07:02	05/12/25 12:36	7440-41-7	
Boron	ND	mg/L	0.040	0.0062	1	05/10/25 07:02	05/13/25 14:33	7440-42-8	
Cadmium	ND	mg/L	0.00050	0.00012	1	05/10/25 07:02	05/12/25 12:36	7440-43-9	
Calcium	ND	mg/L	1.0	0.10	1	05/10/25 07:02	05/12/25 12:36	7440-70-2	
Chromium	ND	mg/L	0.0050	0.0012	1	05/10/25 07:02	05/12/25 12:36	7440-47-3	
Cobalt	ND	mg/L	0.0050	0.0012	1	05/10/25 07:02	05/12/25 12:36	7440-48-4	
Iron	ND	mg/L	0.040	0.012	1	05/10/25 07:02	05/12/25 12:36	7439-89-6	
Lead	ND	mg/L	0.0010	0.00025	1	05/10/25 07:02	05/12/25 12:36	7439-92-1	
Magnesium	ND	mg/L	0.050	0.010	1	05/10/25 07:02	05/12/25 12:36	7439-95-4	
Manganese	ND	mg/L	0.040	0.0012	1	05/10/25 07:02	05/12/25 12:36	7439-96-5	
Molybdenum	ND	mg/L	0.010	0.0025	1	05/10/25 07:02	05/12/25 12:36	7439-98-7	
Potassium	ND	mg/L	0.50	0.10	1	05/10/25 07:02	05/12/25 12:36	7440-09-7	
Selenium	ND	mg/L	0.0050	0.0012	1	05/10/25 07:02	05/12/25 12:36	7782-49-2	
Sodium	ND	mg/L	1.0	0.15	1	05/10/25 07:02	05/12/25 12:36	7440-23-5	
Thallium	ND	mg/L	0.0010	0.00015	1	05/10/25 07:02	05/12/25 12:36	7440-28-0	

This report shall not be reproduced, except in full,
without the written consent of Pace Analytical Services, LLC.

Pace Analytical Services, LLC
9800 Kincey Ave. Suite 100
Huntersville, NC 28078
(704)875-9092

ANALYTICAL RESULTS

Project: Bowen AP-1 CA Week 1
Pace Project No.: 92794440

Sample: BOW-AP1-EB-01 **Lab ID: 92794440006** Collected: 05/02/25 15:11 Received: 05/05/25 14:30 Matrix: Water

Parameters	Results	Units	Report Limit	MDL	DF	Prepared	Analyzed	CAS No.	Qual
WCOL 7470 Mercury	Analytical Method: EPA 7470A Preparation Method: EPA 7470A Pace Analytical Services - West Columbia								
Mercury	ND	mg/L	0.00020	0.000091	1	05/10/25 09:40	05/12/25 08:34	7439-97-6	

This report shall not be reproduced, except in full,
without the written consent of Pace Analytical Services, LLC.

Pace Analytical Services, LLC
9800 Kincey Ave. Suite 100
Huntersville, NC 28078
(704)875-9092

ANALYTICAL RESULTS

Project: Bowen AP-1 CA Week 1
Pace Project No.: 92794440

Sample: BOW-PT-04 **Lab ID: 92794440007** Collected: 05/01/25 14:46 Received: 05/05/25 14:30 Matrix: Water

Parameters	Results	Units	Report Limit	MDL	DF	Prepared	Analyzed	CAS No.	Qual
Metals (ICPMS) 6020B	Analytical Method: EPA 6020B Preparation Method: 3015 Pace National - Mt. Juliet								
Lithium	**0.00499J**	mg/L	0.0300	0.000600	1	05/13/25 09:47	05/14/25 03:39	7439-93-2	J
2320B Alkalinity	Analytical Method: SM 2320B-2011 Pace Analytical Services - Asheville								
Alkalinity,Bicarbonate (CaCO3)	**2130**	mg/L	5.0	5.0	1		05/14/25 10:07		
Alkalinity,Carbonate (CaCO3)	ND	mg/L	5.0	5.0	1		05/14/25 10:07		
Alkalinity, Total as CaCO3	**2130**	mg/L	5.0	5.0	1		05/14/25 10:07		
2540C Total Dissolved Solids	Analytical Method: SM 2540C-2015 Pace Analytical Services - Asheville								
Total Dissolved Solids	**2620**	mg/L	125	125	1		05/06/25 14:51		
4500S2D Sulfide Water	Analytical Method: SM 4500-S2D-2011 Pace Analytical Services - Asheville								
Sulfide	ND	mg/L	0.10	0.022	1		05/07/25 20:12	18496-25-8	
300.0 IC Anions 28 Days	Analytical Method: EPA 300.0 Rev 2.1 1993 Pace Analytical Services - Asheville								
Chloride	**114**	mg/L	3.0	1.8	3		05/06/25 17:49	16887-00-6	
Fluoride	**0.45**	mg/L	0.10	0.050	1		05/06/25 15:51	16984-48-8	
Sulfate	**146**	mg/L	3.0	1.5	3		05/06/25 17:49	14808-79-8	
WC 6020B MET ICPMS	Analytical Method: EPA 6020B Preparation Method: EPA 3005A Pace Analytical Services - West Columbia								
Antimony	ND	mg/L	0.0030	0.00050	1	05/10/25 07:02	05/12/25 12:40	7440-36-0	
Arsenic	**0.0014J**	mg/L	0.0050	0.0012	1	05/10/25 07:02	05/12/25 12:40	7440-38-2	
Barium	**0.029**	mg/L	0.0050	0.0012	1	05/10/25 07:02	05/12/25 12:40	7440-39-3	
Beryllium	ND	mg/L	0.00050	0.00015	1	05/10/25 07:02	05/12/25 12:40	7440-41-7	
Boron	**4.8**	mg/L	1.0	0.16	25	05/10/25 07:02	05/13/25 14:42	7440-42-8	
Cadmium	ND	mg/L	0.00050	0.00012	1	05/10/25 07:02	05/12/25 12:40	7440-43-9	
Calcium	**43.8**	mg/L	1.0	0.10	1	05/10/25 07:02	05/12/25 12:40	7440-70-2	
Chromium	ND	mg/L	0.0050	0.0012	1	05/10/25 07:02	05/12/25 12:40	7440-47-3	
Cobalt	ND	mg/L	0.0050	0.0012	1	05/10/25 07:02	05/12/25 12:40	7440-48-4	
Iron	**0.84**	mg/L	0.040	0.012	1	05/10/25 07:02	05/12/25 12:40	7439-89-6	
Lead	ND	mg/L	0.0010	0.00025	1	05/10/25 07:02	05/12/25 12:40	7439-92-1	
Magnesium	**14.2**	mg/L	0.050	0.010	1	05/10/25 07:02	05/12/25 12:40	7439-95-4	
Manganese	**0.079**	mg/L	0.040	0.0012	1	05/10/25 07:02	05/12/25 12:40	7439-96-5	
Molybdenum	**0.16**	mg/L	0.010	0.0025	1	05/10/25 07:02	05/12/25 12:40	7439-98-7	
Potassium	**5.3**	mg/L	0.50	0.10	1	05/10/25 07:02	05/12/25 12:40	7440-09-7	
Selenium	ND	mg/L	0.0050	0.0012	1	05/10/25 07:02	05/12/25 12:40	7782-49-2	
Sodium	**1010**	mg/L	125	18.8	125	05/10/25 07:02	05/13/25 15:09	7440-23-5	
Thallium	**0.0010**	mg/L	0.0010	0.00015	1	05/10/25 07:02	05/12/25 12:40	7440-28-0	

This report shall not be reproduced, except in full,
without the written consent of Pace Analytical Services, LLC.

Pace Analytical Services, LLC
9800 Kincey Ave. Suite 100
Huntersville, NC 28078
(704)875-9092

ANALYTICAL RESULTS

Project: Bowen AP-1 CA Week 1
Pace Project No.: 92794440

Sample: BOW-PT-04 **Lab ID: 92794440007** Collected: 05/01/25 14:46 Received: 05/05/25 14:30 Matrix: Water

Parameters	Results	Units	Report Limit	MDL	DF	Prepared	Analyzed	CAS No.	Qual
WCOL 7470 Mercury	Analytical Method: EPA 7470A Preparation Method: EPA 7470A Pace Analytical Services - West Columbia								
Mercury	ND	mg/L	0.00020	0.000091	1	05/10/25 09:40	05/12/25 08:37	7439-97-6	

This report shall not be reproduced, except in full,
without the written consent of Pace Analytical Services, LLC.

Pace Analytical Services, LLC
9800 Kincey Ave. Suite 100
Huntersville, NC 28078
(704)875-9092

ANALYTICAL RESULTS

Project: Bowen AP-1 CA Week 1
Pace Project No.: 92794440

Sample: BOW-PT-05 **Lab ID: 92794440008** Collected: 05/01/25 16:10 Received: 05/05/25 14:30 Matrix: Water

Parameters	Results	Units	Report Limit	MDL	DF	Prepared	Analyzed	CAS No.	Qual
Metals (ICPMS) 6020B	Analytical Method: EPA 6020B Preparation Method: 3015 Pace National - Mt. Juliet								
Lithium	**0.00298J**	mg/L	0.0300	0.000600	1	05/13/25 09:47	05/14/25 03:42	7439-93-2	J
2320B Alkalinity	Analytical Method: SM 2320B-2011 Pace Analytical Services - Asheville								
Alkalinity,Bicarbonate (CaCO3)	**387**	mg/L	5.0	5.0	1		05/14/25 10:21		
Alkalinity,Carbonate (CaCO3)	ND	mg/L	5.0	5.0	1		05/14/25 10:21		
Alkalinity, Total as CaCO3	**387**	mg/L	5.0	5.0	1		05/14/25 10:21		
2540C Total Dissolved Solids	Analytical Method: SM 2540C-2015 Pace Analytical Services - Asheville								
Total Dissolved Solids	**1390**	mg/L	125	125	1		05/06/25 14:51		
4500S2D Sulfide Water	Analytical Method: SM 4500-S2D-2011 Pace Analytical Services - Asheville								
Sulfide	ND	mg/L	0.10	0.022	1		05/07/25 20:14	18496-25-8	
300.0 IC Anions 28 Days	Analytical Method: EPA 300.0 Rev 2.1 1993 Pace Analytical Services - Asheville								
Chloride	**274**	mg/L	6.0	3.6	6		05/06/25 18:04	16887-00-6	M1
Fluoride	**0.11**	mg/L	0.10	0.050	1		05/06/25 16:06	16984-48-8	
Sulfate	**249**	mg/L	6.0	3.0	6		05/06/25 18:04	14808-79-8	M1
WC 6020B MET ICPMS	Analytical Method: EPA 6020B Preparation Method: EPA 3005A Pace Analytical Services - West Columbia								
Antimony	ND	mg/L	0.0030	0.00050	1	05/10/25 07:02	05/12/25 12:45	7440-36-0	
Arsenic	**0.0019J**	mg/L	0.0050	0.0012	1	05/10/25 07:02	05/12/25 12:45	7440-38-2	
Barium	**0.081**	mg/L	0.0050	0.0012	1	05/10/25 07:02	05/12/25 12:45	7440-39-3	
Beryllium	ND	mg/L	0.00050	0.00015	1	05/10/25 07:02	05/12/25 12:45	7440-41-7	
Boron	**6.8**	mg/L	1.0	0.16	25	05/10/25 07:02	05/13/25 15:19	7440-42-8	
Cadmium	ND	mg/L	0.00050	0.00012	1	05/10/25 07:02	05/12/25 12:45	7440-43-9	
Calcium	**230**	mg/L	25.0	2.5	25	05/10/25 07:02	05/13/25 15:19	7440-70-2	
Chromium	ND	mg/L	0.0050	0.0012	1	05/10/25 07:02	05/12/25 12:45	7440-47-3	
Cobalt	**0.0061**	mg/L	0.0050	0.0012	1	05/10/25 07:02	05/12/25 12:45	7440-48-4	
Iron	**5.2**	mg/L	0.040	0.012	1	05/10/25 07:02	05/12/25 12:45	7439-89-6	
Lead	ND	mg/L	0.0010	0.00025	1	05/10/25 07:02	05/12/25 12:45	7439-92-1	
Magnesium	**57.9**	mg/L	1.2	0.25	25	05/10/25 07:02	05/13/25 15:19	7439-95-4	
Manganese	**0.37**	mg/L	0.040	0.0012	1	05/10/25 07:02	05/12/25 12:45	7439-96-5	
Molybdenum	**0.014**	mg/L	0.010	0.0025	1	05/10/25 07:02	05/12/25 12:45	7439-98-7	
Potassium	**5.3**	mg/L	0.50	0.10	1	05/10/25 07:02	05/12/25 12:45	7440-09-7	
Selenium	ND	mg/L	0.0050	0.0012	1	05/10/25 07:02	05/12/25 12:45	7782-49-2	
Sodium	**118**	mg/L	25.0	3.8	25	05/10/25 07:02	05/13/25 15:19	7440-23-5	
Thallium	ND	mg/L	0.0010	0.00015	1	05/10/25 07:02	05/12/25 12:45	7440-28-0	

This report shall not be reproduced, except in full,
without the written consent of Pace Analytical Services, LLC.

Pace Analytical Services, LLC
9800 Kincey Ave. Suite 100
Huntersville, NC 28078
(704)875-9092

ANALYTICAL RESULTS

Project: Bowen AP-1 CA Week 1
Pace Project No.: 92794440

Sample: BOW-PT-05 **Lab ID: 92794440008** Collected: 05/01/25 16:10 Received: 05/05/25 14:30 Matrix: Water

Parameters	Results	Units	Report Limit	MDL	DF	Prepared	Analyzed	CAS No.	Qual
WCOL 7470 Mercury	Analytical Method: EPA 7470A Preparation Method: EPA 7470A Pace Analytical Services - West Columbia								
Mercury	ND	mg/L	0.00020	0.000091	1	05/10/25 09:40	05/12/25 08:44	7439-97-6	

This report shall not be reproduced, except in full,
without the written consent of Pace Analytical Services, LLC.

Pace Analytical Services, LLC
9800 Kincey Ave. Suite 100
Huntersville, NC 28078
(704)875-9092

QUALITY CONTROL DATA

Project: Bowen AP-1 CA Week 1
Pace Project No.: 92794440

QC Batch: 2511462
QC Batch Method: 3015
Analysis Method: EPA 6020B
Analysis Description: Metals (ICPMS) 6020B
Laboratory: Pace National - Mt. Juliet
Associated Lab Samples: 92794440001, 92794440002, 92794440003, 92794440004, 92794440005

METHOD BLANK: R4214199-1 Matrix: Water
Associated Lab Samples: 92794440001, 92794440002, 92794440003, 92794440004, 92794440005

Parameter	Units	Blank Result	Reporting Limit	MDL	Analyzed	Qualifiers
Lithium	mg/L	ND	0.0300	0.000600	05/13/25 16:58	

LABORATORY CONTROL SAMPLE: R4214199-2

Parameter	Units	Spike Conc.	LCS Result	LCS % Rec	% Rec Limits	Qualifiers
Lithium	mg/L	0.0500	0.0432	86.3	80.0-120	

MATRIX SPIKE & MATRIX SPIKE DUPLICATE: R4214199-4 R4214199-5

Parameter	Units	L1855547-37 Result	MS Spike Conc.	MSD Spike Conc.	MS Result	MSD Result	MS % Rec	MSD % Rec	% Rec Limits	RPD	Max RPD	Qual
Lithium	mg/L	0.0276	0.0500	0.0500	0.0721	0.0703	89.1	85.5	75.0-125	2.54	20	

Results presented on this page are in the units indicated by the "Units" column except where an alternate unit is presented to the right of the result.

This report shall not be reproduced, except in full,
without the written consent of Pace Analytical Services, LLC.

Pace Analytical Services, LLC
9800 Kincey Ave. Suite 100
Huntersville, NC 28078
(704)875-9092

QUALITY CONTROL DATA

Project: Bowen AP-1 CA Week 1
Pace Project No.: 92794440

QC Batch: 2511466
QC Batch Method: 3015
Analysis Method: EPA 6020B
Analysis Description: Metals (ICPMS) 6020B
Laboratory: Pace National - Mt. Juliet
Associated Lab Samples: 92794440006, 92794440007, 92794440008

METHOD BLANK: R4214415-1 Matrix: Water
Associated Lab Samples: 92794440006, 92794440007, 92794440008

Parameter	Units	Blank Result	Reporting Limit	MDL	Analyzed	Qualifiers
Lithium	mg/L	ND	0.0300	0.000600	05/14/25 03:12	

LABORATORY CONTROL SAMPLE: R4214415-2

Parameter	Units	Spike Conc.	LCS Result	LCS % Rec	% Rec Limits	Qualifiers
Lithium	mg/L	0.0500	0.0500	99.9	80.0-120	

MATRIX SPIKE & MATRIX SPIKE DUPLICATE: R4214415-4 R4214415-5

Parameter	Units	Result	MS Spike Conc.	MSD Spike Conc.	MS Result	MSD Result	MS % Rec	MSD % Rec	% Rec Limits	RPD	Max RPD	Qual
Lithium	mg/L		0.0500	0.0500	0.0684	0.0679	92.4	91.5	75.0-125	0.657	20	

Results presented on this page are in the units indicated by the "Units" column except where an alternate unit is presented to the right of the result.

This report shall not be reproduced, except in full,
without the written consent of Pace Analytical Services, LLC.

Pace Analytical Services, LLC
9800 Kincey Ave. Suite 100
Huntersville, NC 28078
(704)875-9092

QUALITY CONTROL DATA

Project: Bowen AP-1 CA Week 1
Pace Project No.: 92794440

QC Batch: 935257
QC Batch Method: SM 2320B-2011
Analysis Method: SM 2320B-2011
Analysis Description: 2320B Alkalinity
Laboratory: Pace Analytical Services - Asheville
Associated Lab Samples: 92794440001, 92794440002, 92794440003, 92794440004, 92794440005, 92794440006, 92794440007, 92794440008

METHOD BLANK: 4806201 Matrix: Water
Associated Lab Samples: 92794440001, 92794440002, 92794440003, 92794440004, 92794440005, 92794440006, 92794440007, 92794440008

Parameter	Units	Blank Result	Reporting Limit	MDL	Analyzed	Qualifiers
Alkalinity, Total as CaCO3	mg/L	ND	5.0	5.0	05/13/25 18:06	
Alkalinity,Bicarbonate (CaCO3)	mg/L	ND	5.0	5.0	05/13/25 18:06	
Alkalinity,Carbonate (CaCO3)	mg/L	ND	5.0	5.0	05/13/25 18:06	

LABORATORY CONTROL SAMPLE: 4806202

Parameter	Units	Spike Conc.	LCS Result	LCS % Rec	% Rec Limits	Qualifiers
Alkalinity, Total as CaCO3	mg/L	50	51.8	104	80-120	

LABORATORY CONTROL SAMPLE: 4806203

Parameter	Units	Spike Conc.	LCS Result	LCS % Rec	% Rec Limits	Qualifiers
Alkalinity, Total as CaCO3	mg/L	50	51.2	102	80-120	

MATRIX SPIKE & MATRIX SPIKE DUPLICATE: 4806204 4806205

Parameter	Units	92795828002 Result	MS Spike Conc.	MSD Spike Conc.	MS Result	MSD Result	MS % Rec	MSD % Rec	% Rec Limits	RPD	Max RPD	Qual
Alkalinity, Total as CaCO3	mg/L	56.6	50	50	106	107	99	102	80-120	1	25	

MATRIX SPIKE & MATRIX SPIKE DUPLICATE: 4806221 4806222

Parameter	Units	92793347003 Result	MS Spike Conc.	MSD Spike Conc.	MS Result	MSD Result	MS % Rec	MSD % Rec	% Rec Limits	RPD	Max RPD	Qual
Alkalinity, Total as CaCO3	mg/L	211	50	50	260	257	97	92	80-120	1	25	

Results presented on this page are in the units indicated by the "Units" column except where an alternate unit is presented to the right of the result.

This report shall not be reproduced, except in full,
without the written consent of Pace Analytical Services, LLC.

Pace Analytical Services, LLC
9800 Kincey Ave. Suite 100
Huntersville, NC 28078
(704)875-9092

QUALITY CONTROL DATA

Project: Bowen AP-1 CA Week 1
Pace Project No.: 92794440

QC Batch: 933710
QC Batch Method: SM 2540C-2015
Analysis Method: SM 2540C-2015
Analysis Description: 2540C Total Dissolved Solids
Laboratory: Pace Analytical Services - Asheville
Associated Lab Samples: 92794440001, 92794440002, 92794440003, 92794440004, 92794440005, 92794440006, 92794440007, 92794440008

METHOD BLANK: 4797050
Matrix: Water
Associated Lab Samples: 92794440001, 92794440002, 92794440003, 92794440004, 92794440005, 92794440006, 92794440007, 92794440008

Parameter	Units	Blank Result	Reporting Limit	MDL	Analyzed	Qualifiers
Total Dissolved Solids	mg/L	ND	25.0	25.0	05/06/25 14:51	

LABORATORY CONTROL SAMPLE: 4797051

Parameter	Units	Spike Conc.	LCS Result	LCS % Rec	% Rec Limits	Qualifiers
Total Dissolved Solids	mg/L	250	250	100	90-110	

SAMPLE DUPLICATE: 4797052

Parameter	Units	92794440007 Result	Dup Result	RPD	Max RPD	Qualifiers
Total Dissolved Solids	mg/L	2620	2610	0	25	

SAMPLE DUPLICATE: 4797053

Parameter	Units	92794440003 Result	Dup Result	RPD	Max RPD	Qualifiers
Total Dissolved Solids	mg/L	2560	2540	0	25	

Results presented on this page are in the units indicated by the "Units" column except where an alternate unit is presented to the right of the result.

This report shall not be reproduced, except in full,
without the written consent of Pace Analytical Services, LLC.

Pace Analytical Services, LLC
9800 Kincey Ave. Suite 100
Huntersville, NC 28078
(704)875-9092

QUALITY CONTROL DATA

Project: Bowen AP-1 CA Week 1
Pace Project No.: 92794440

QC Batch: 934148
QC Batch Method: SM 4500-S2D-2011
Analysis Method: SM 4500-S2D-2011
Analysis Description: 4500S2D Sulfide Water
Laboratory: Pace Analytical Services - Asheville
Associated Lab Samples: 92794440001, 92794440002, 92794440003, 92794440004, 92794440005, 92794440006, 92794440007, 92794440008

METHOD BLANK: 4800215
Matrix: Water
Associated Lab Samples: 92794440001, 92794440002, 92794440003, 92794440004, 92794440005, 92794440006, 92794440007, 92794440008

Parameter	Units	Blank Result	Reporting Limit	MDL	Analyzed	Qualifiers
Sulfide	mg/L	ND	0.10	0.022	05/07/25 20:10	

LABORATORY CONTROL SAMPLE: 4800216

Parameter	Units	Spike Conc.	LCS Result	LCS % Rec	% Rec Limits	Qualifiers
Sulfide	mg/L	0.5	0.53	106	80-120	

MATRIX SPIKE & MATRIX SPIKE DUPLICATE: 4800217 4800218

Parameter	Units	92794440007 Result	MS Spike Conc.	MSD Spike Conc.	MS Result	MSD Result	MS % Rec	MSD % Rec	% Rec Limits	RPD	Max RPD	Qual
Sulfide	mg/L	ND	0.5	0.5	0.54	0.55	107	109	80-120	2	10	

MATRIX SPIKE & MATRIX SPIKE DUPLICATE: 4800219 4800220

Parameter	Units	92794751002 Result	MS Spike Conc.	MSD Spike Conc.	MS Result	MSD Result	MS % Rec	MSD % Rec	% Rec Limits	RPD	Max RPD	Qual
Sulfide	mg/L	0.10	0.5	0.5	0.64	0.64	107	107	80-120	0	10	

Results presented on this page are in the units indicated by the "Units" column except where an alternate unit is presented to the right of the result.

This report shall not be reproduced, except in full,
without the written consent of Pace Analytical Services, LLC.

Pace Analytical Services, LLC
9800 Kincey Ave. Suite 100
Huntersville, NC 28078
(704)875-9092

QUALITY CONTROL DATA

Project: Bowen AP-1 CA Week 1
Pace Project No.: 92794440

QC Batch: 933670
QC Batch Method: EPA 300.0 Rev 2.1 1993
Analysis Method: EPA 300.0 Rev 2.1 1993
Analysis Description: 300.0 IC Anions
Laboratory: Pace Analytical Services - Asheville
Associated Lab Samples: 92794440001, 92794440002, 92794440003, 92794440004, 92794440005, 92794440006, 92794440007, 92794440008

METHOD BLANK: 4796894 Matrix: Water
Associated Lab Samples: 92794440001, 92794440002, 92794440003, 92794440004, 92794440005, 92794440006, 92794440007, 92794440008

Parameter	Units	Blank Result	Reporting Limit	MDL	Analyzed	Qualifiers
Chloride	mg/L	ND	1.0	0.60	05/06/25 12:52	
Fluoride	mg/L	ND	0.10	0.050	05/06/25 12:52	
Sulfate	mg/L	ND	1.0	0.50	05/06/25 12:52	

LABORATORY CONTROL SAMPLE: 4796895

Parameter	Units	Spike Conc.	LCS Result	LCS % Rec	% Rec Limits	Qualifiers
Chloride	mg/L	50	51.1	102	90-110	
Fluoride	mg/L	2.5	2.6	104	90-110	
Sulfate	mg/L	50	51.4	103	90-110	

MATRIX SPIKE & MATRIX SPIKE DUPLICATE: 4796896 4796897

Parameter	Units	92794440008 Result	MS Spike Conc.	MSD Spike Conc.	MS Result	MSD Result	MS % Rec	MSD % Rec	% Rec Limits	RPD	Max RPD	Qual
Chloride	mg/L	274	50	50	317	313	86	79	90-110	1	10	M1
Fluoride	mg/L	0.11	2.5	2.5	2.5	2.5	96	98	90-110	1	10	
Sulfate	mg/L	249	50	50	295	292	91	86	90-110	1	10	M1

Results presented on this page are in the units indicated by the "Units" column except where an alternate unit is presented to the right of the result.

REPORT OF LABORATORY ANALYSIS

This report shall not be reproduced, except in full,
without the written consent of Pace Analytical Services, LLC.

Pace Analytical Services, LLC
9800 Kincey Ave. Suite 100
Huntersville, NC 28078
(704)875-9092

QUALITY CONTROL DATA

Project: Bowen AP-1 CA Week 1
Pace Project No.: 92794440

QC Batch: 934546
QC Batch Method: EPA 3005A
Analysis Method: EPA 6020B
Analysis Description: WC 6020B MET
Laboratory: Pace Analytical Services - West Columbia
Associated Lab Samples: 92794440001, 92794440002, 92794440003, 92794440004, 92794440005, 92794440006, 92794440007, 92794440008

METHOD BLANK: 4802343
Matrix: Water
Associated Lab Samples: 92794440001, 92794440002, 92794440003, 92794440004, 92794440005, 92794440006, 92794440007, 92794440008

Parameter	Units	Blank Result	Reporting Limit	MDL	Analyzed	Qualifiers
Antimony	mg/L	ND	0.0030	0.00050	05/12/25 10:55	
Arsenic	mg/L	ND	0.0050	0.0012	05/12/25 10:55	
Barium	mg/L	ND	0.0050	0.0012	05/12/25 10:55	
Beryllium	mg/L	ND	0.00050	0.00015	05/12/25 10:55	
Boron	mg/L	ND	0.040	0.0062	05/13/25 13:20	
Cadmium	mg/L	ND	0.00050	0.00012	05/12/25 10:55	
Calcium	mg/L	ND	1.0	0.10	05/12/25 10:55	
Chromium	mg/L	ND	0.0050	0.0012	05/12/25 10:55	
Cobalt	mg/L	ND	0.0050	0.0012	05/12/25 10:55	
Iron	mg/L	0.015J	0.040	0.012	05/12/25 10:55	
Lead	mg/L	ND	0.0010	0.00025	05/12/25 10:55	
Magnesium	mg/L	ND	0.050	0.010	05/12/25 10:55	
Manganese	mg/L	ND	0.040	0.0012	05/12/25 10:55	
Molybdenum	mg/L	ND	0.010	0.0025	05/12/25 10:55	
Potassium	mg/L	ND	0.50	0.10	05/12/25 10:55	
Selenium	mg/L	ND	0.0050	0.0012	05/12/25 10:55	
Sodium	mg/L	ND	1.0	0.15	05/12/25 10:55	
Thallium	mg/L	ND	0.0010	0.00015	05/12/25 10:55	

LABORATORY CONTROL SAMPLE: 4802344

Parameter	Units	Spike Conc.	LCS Result	LCS % Rec	% Rec Limits	Qualifiers
Antimony	mg/L	0.1	0.10	104	80-120	
Arsenic	mg/L	0.1	0.10	104	80-120	
Barium	mg/L	0.1	0.10	101	80-120	
Beryllium	mg/L	0.1	0.10	101	80-120	
Boron	mg/L	0.1	0.10	100	80-120	
Cadmium	mg/L	0.1	0.10	103	80-120	
Calcium	mg/L	1	1.1	107	80-120	
Chromium	mg/L	0.1	0.10	103	80-120	
Cobalt	mg/L	0.1	0.11	107	80-120	
Iron	mg/L	1	1.1	108	80-120	
Lead	mg/L	0.1	0.11	108	80-120	
Magnesium	mg/L	1	1.0	104	80-120	
Manganese	mg/L	0.1	0.11	105	80-120	
Molybdenum	mg/L	0.1	0.10	102	80-120	
Potassium	mg/L	1	1.1	113	80-120	

Results presented on this page are in the units indicated by the "Units" column except where an alternate unit is presented to the right of the result.

This report shall not be reproduced, except in full,
without the written consent of Pace Analytical Services, LLC.

Pace Analytical Services, LLC
9800 Kincey Ave. Suite 100
Huntersville, NC 28078
(704)875-9092

QUALITY CONTROL DATA

Project: Bowen AP-1 CA Week 1
Pace Project No.: 92794440

LABORATORY CONTROL SAMPLE: 4802344

Parameter	Units	Spike Conc.	LCS Result	LCS % Rec	% Rec Limits	Qualifiers
Selenium	mg/L	0.1	0.10	105	80-120	
Sodium	mg/L	1	1.0	105	80-120	
Thallium	mg/L	0.1	0.11	107	80-120	

MATRIX SPIKE & MATRIX SPIKE DUPLICATE: 4802345 4802346

Parameter	Units	92794814005 Result	MS Spike Conc.	MSD Spike Conc.	MS Result	MSD Result	MS % Rec	MSD % Rec	% Rec Limits	RPD	Max RPD	Qual
Antimony	mg/L	ND	0.1	0.1	0.10	0.10	102	102	75-125	0	20	
Arsenic	mg/L	ND	0.1	0.1	0.10	0.10	103	102	75-125	0	20	
Barium	mg/L	105 ug/L	0.1	0.1	0.20	0.20	100	97	75-125	1	20	
Beryllium	mg/L	ND	0.1	0.1	0.098	0.098	98	98	75-125	1	20	
Boron	mg/L	275 ug/L	0.1	0.1	0.36	0.36	84	86	75-125	0	20	
Cadmium	mg/L	ND	0.1	0.1	0.10	0.10	100	100	75-125	0	20	
Calcium	mg/L	219000 ug/L	1	1	211	208	-821	-1090	75-125	1	20	M1
Chromium	mg/L	ND	0.1	0.1	0.099	0.099	98	98	75-125	0	20	
Cobalt	mg/L	ND	0.1	0.1	0.11	0.11	105	105	75-125	0	20	
Iron	mg/L	7600 ug/L	1	1	8.7	8.6	106	95	75-125	1	20	
Lead	mg/L	ND	0.1	0.1	0.10	0.10	101	101	75-125	0	20	
Magnesium	mg/L	8740 ug/L	1	1	9.6	9.4	84	71	75-125	1	20	M1
Manganese	mg/L	466 ug/L	0.1	0.1	0.57	0.55	100	86	75-125	2	20	
Molybdenum	mg/L	ND	0.1	0.1	0.097	0.10	97	100	75-125	3	20	
Potassium	mg/L	5580 ug/L	1	1	6.5	6.4	92	81	75-125	2	20	
Selenium	mg/L	ND	0.1	0.1	0.099	0.10	99	101	75-125	2	20	
Sodium	mg/L	5940 ug/L	1	1	6.8	6.8	87	86	75-125	0	20	
Thallium	mg/L	ND	0.1	0.1	0.10	0.10	104	103	75-125	1	20	

Results presented on this page are in the units indicated by the "Units" column except where an alternate unit is presented to the right of the result.

This report shall not be reproduced, except in full,
without the written consent of Pace Analytical Services, LLC.

Pace Analytical Services, LLC
9800 Kincey Ave. Suite 100
Huntersville, NC 28078
(704)875-9092

QUALITY CONTROL DATA

Project: Bowen AP-1 CA Week 1
Pace Project No.: 92794440

QC Batch: 934748
QC Batch Method: EPA 7470A
Analysis Method: EPA 7470A
Analysis Description: WCOL 7470 Mercury
Laboratory: Pace Analytical Services - West Columbia
Associated Lab Samples: 92794440001, 92794440002, 92794440003, 92794440004, 92794440005, 92794440006, 92794440007, 92794440008

METHOD BLANK: 4803742
Matrix: Water
Associated Lab Samples: 92794440001, 92794440002, 92794440003, 92794440004, 92794440005, 92794440006, 92794440007, 92794440008

Parameter	Units	Blank Result	Reporting Limit	MDL	Analyzed	Qualifiers
Mercury	mg/L	ND	0.00020	0.000091	05/12/25 08:14	

LABORATORY CONTROL SAMPLE: 4803743

Parameter	Units	Spike Conc.	LCS Result	LCS % Rec	% Rec Limits	Qualifiers
Mercury	mg/L	0.002	0.0018	91	80-120	

MATRIX SPIKE & MATRIX SPIKE DUPLICATE: 4803744 4803745

Parameter	Units	92794442002 Result	MS Spike Conc.	MSD Spike Conc.	MS Result	MSD Result	MS % Rec	MSD % Rec	% Rec Limits	RPD	Max RPD	Qual
Mercury	mg/L	0.00048	0.002	0.002	0.0024	0.0024	98	98	80-120	1	20	

Results presented on this page are in the units indicated by the "Units" column except where an alternate unit is presented to the right of the result.

This report shall not be reproduced, except in full,
without the written consent of Pace Analytical Services, LLC.

Pace Analytical Services, LLC
9800 Kincey Ave. Suite 100
Huntersville, NC 28078
(704)875-9092

QUALIFIERS

Project: Bowen AP-1 CA Week 1
Pace Project No.: 92794440

DEFINITIONS

DF - Dilution Factor, if reported, represents the factor applied to the reported data due to dilution of the sample aliquot.

ND - Not Detected at or above adjusted reporting limit.

TNTC - Too Numerous To Count

J - Estimated concentration above the adjusted method detection limit and below the adjusted reporting limit.

MDL - Adjusted Method Detection Limit.

PQL - Practical Quantitation Limit.

RL - Reporting Limit - The lowest concentration value that meets project requirements for quantitative data with known precision and bias for a specific analyte in a specific matrix.

S - Surrogate

1,2-Diphenylhydrazine decomposes to and cannot be separated from Azobenzene using Method 8270. The result for each analyte is a combined concentration.

Consistent with EPA guidelines, unrounded data are displayed and have been used to calculate % recovery and RPD values.

LCS(D) - Laboratory Control Sample (Duplicate)

MS(D) - Matrix Spike (Duplicate)

DUP - Sample Duplicate

RPD - Relative Percent Difference

NC - Not Calculable.

SG - Silica Gel - Clean-Up

U - Indicates the compound was analyzed for, but not detected.

Acid preservation may not be appropriate for 2 Chloroethylvinyl ether.

A separate vial preserved to a pH of 4-5 is recommended in SW846 Chapter 4 for the analysis of Acrolein and Acrylonitrile by EPA Method 8260.

N-Nitrosodiphenylamine decomposes and cannot be separated from Diphenylamine using Method 8270. The result reported for each analyte is a combined concentration.

Reported results are not rounded until the final step prior to reporting. Therefore, calculated parameters that are typically reported as "Total" may vary slightly from the sum of the reported component parameters.

Pace Analytical is TNI accredited. Contact your Pace PM for the current list of accredited analytes.

TNI - The NELAC Institute.

ANALYTE QUALIFIERS

J	Analyte detected below the reporting limit, therefore result is an estimate. This qualifier is also used for all TICs.
M1	Matrix spike recovery exceeded QC limits. Batch accepted based on laboratory control sample (LCS) recovery.

This report shall not be reproduced, except in full,
without the written consent of Pace Analytical Services, LLC.

Pace Analytical Services, LLC
9800 Kincey Ave. Suite 100
Huntersville, NC 28078
(704)875-9092

QUALITY CONTROL DATA CROSS REFERENCE TABLE

Project: Bowen AP-1 CA Week 1
Pace Project No.: 92794440

Lab ID	Sample ID	QC Batch Method	QC Batch	Analytical Method	Analytical Batch
92794440001	**BOW-PT-02**	3015	2511462	EPA 6020B	2511462
92794440002	**BOW-PT-06**	3015	2511462	EPA 6020B	2511462
92794440003	**BOW-INW-01**	3015	2511462	EPA 6020B	2511462
92794440004	**BOW-AP1-FD-01**	3015	2511462	EPA 6020B	2511462
92794440005	**BOW-AP1-FB-01**	3015	2511462	EPA 6020B	2511462
92794440006	**BOW-AP1-EB-01**	3015	2511466	EPA 6020B	2511466
92794440007	**BOW-PT-04**	3015	2511466	EPA 6020B	2511466
92794440008	**BOW-PT-05**	3015	2511466	EPA 6020B	2511466
92794440001	**BOW-PT-02**	SM 2320B-2011	935257		
92794440002	**BOW-PT-06**	SM 2320B-2011	935257		
92794440003	**BOW-INW-01**	SM 2320B-2011	935257		
92794440004	**BOW-AP1-FD-01**	SM 2320B-2011	935257		
92794440005	**BOW-AP1-FB-01**	SM 2320B-2011	935257		
92794440006	**BOW-AP1-EB-01**	SM 2320B-2011	935257		
92794440007	**BOW-PT-04**	SM 2320B-2011	935257		
92794440008	**BOW-PT-05**	SM 2320B-2011	935257		
92794440001	**BOW-PT-02**	SM 2540C-2015	933710		
92794440002	**BOW-PT-06**	SM 2540C-2015	933710		
92794440003	**BOW-INW-01**	SM 2540C-2015	933710		
92794440004	**BOW-AP1-FD-01**	SM 2540C-2015	933710		
92794440005	**BOW-AP1-FB-01**	SM 2540C-2015	933710		
92794440006	**BOW-AP1-EB-01**	SM 2540C-2015	933710		
92794440007	**BOW-PT-04**	SM 2540C-2015	933710		
92794440008	**BOW-PT-05**	SM 2540C-2015	933710		
92794440001	**BOW-PT-02**	SM 4500-S2D-2011	934148		
92794440002	**BOW-PT-06**	SM 4500-S2D-2011	934148		
92794440003	**BOW-INW-01**	SM 4500-S2D-2011	934148		
92794440004	**BOW-AP1-FD-01**	SM 4500-S2D-2011	934148		
92794440005	**BOW-AP1-FB-01**	SM 4500-S2D-2011	934148		
92794440006	**BOW-AP1-EB-01**	SM 4500-S2D-2011	934148		
92794440007	**BOW-PT-04**	SM 4500-S2D-2011	934148		
92794440008	**BOW-PT-05**	SM 4500-S2D-2011	934148		
92794440001	**BOW-PT-02**	EPA 300.0 Rev 2.1 1993	933670		
92794440002	**BOW-PT-06**	EPA 300.0 Rev 2.1 1993	933670		
92794440003	**BOW-INW-01**	EPA 300.0 Rev 2.1 1993	933670		
92794440004	**BOW-AP1-FD-01**	EPA 300.0 Rev 2.1 1993	933670		
92794440005	**BOW-AP1-FB-01**	EPA 300.0 Rev 2.1 1993	933670		
92794440006	**BOW-AP1-EB-01**	EPA 300.0 Rev 2.1 1993	933670		
92794440007	**BOW-PT-04**	EPA 300.0 Rev 2.1 1993	933670		
92794440008	**BOW-PT-05**	EPA 300.0 Rev 2.1 1993	933670		
92794440001	**BOW-PT-02**	EPA 3005A	934546	EPA 6020B	935090
92794440002	**BOW-PT-06**	EPA 3005A	934546	EPA 6020B	935090
92794440003	**BOW-INW-01**	EPA 3005A	934546	EPA 6020B	935090
92794440004	**BOW-AP1-FD-01**	EPA 3005A	934546	EPA 6020B	935090
92794440005	**BOW-AP1-FB-01**	EPA 3005A	934546	EPA 6020B	935090
92794440006	**BOW-AP1-EB-01**	EPA 3005A	934546	EPA 6020B	935090

This report shall not be reproduced, except in full,
without the written consent of Pace Analytical Services, LLC.

Pace Analytical Services, LLC
9800 Kincey Ave. Suite 100
Huntersville, NC 28078
(704)875-9092

QUALITY CONTROL DATA CROSS REFERENCE TABLE

Project: Bowen AP-1 CA Week 1
Pace Project No.: 92794440

Lab ID	Sample ID	QC Batch Method	QC Batch	Analytical Method	Analytical Batch
92794440007	**BOW-PT-04**	EPA 3005A	934546	EPA 6020B	935090
92794440008	**BOW-PT-05**	EPA 3005A	934546	EPA 6020B	935090
92794440001	**BOW-PT-02**	EPA 7470A	934748	EPA 7470A	935100
92794440002	**BOW-PT-06**	EPA 7470A	934748	EPA 7470A	935100
92794440003	**BOW-INW-01**	EPA 7470A	934748	EPA 7470A	935100
92794440004	**BOW-AP1-FD-01**	EPA 7470A	934748	EPA 7470A	935100
92794440005	**BOW-AP1-FB-01**	EPA 7470A	934748	EPA 7470A	935100
92794440006	**BOW-AP1-EB-01**	EPA 7470A	934748	EPA 7470A	935100
92794440007	**BOW-PT-04**	EPA 7470A	934748	EPA 7470A	935100
92794440008	**BOW-PT-05**	EPA 7470A	934748	EPA 7470A	935100

This report shall not be reproduced, except in full,
without the written consent of Pace Analytical Services, LLC.

Pace Analytical Services	DC#_Title: ENV-FRM-HUN1-0083 v05_Sample Condition Upon Receipt
	Effective Date: 05/24/2024

Laboratory receiving samples:
Asheville ☐ Eden ☐ Greenwood ☐ Huntersville ☐ Raleigh ☐ Mechanicsville ☐ Atlanta ☑ Kernersville ☐

Sample Condition Upon Receipt

Client Name: GC Power

Project #:

WO#: 92794440
92794440

Courier: ☐ Commercial ☐ Fed Ex ☐ UPS ☐ USPS ☐ Client ☑ Pace ☐ Other:____

Custody Seal Present? ☐ Yes ☑ No **Seals Intact?** ☐ Yes ☐ No ☑ N/A

Date/Initials Person Examining Contents: 5/5 [illegible]

Packing Material: ☑ Bubble Wrap ☐ Bubble Bags ☐ None ☐ Other

Biological Tissue Frozen? ☐ Yes ☐ No ☑ N/A

Thermometer: ☑ IR Gun ID: 730

Type of Ice: ☑ Wet ☐ Blue ☐ None

Cooler Temp: 3.1 **Correction Factor:** Add/Subtract (°C) 0.0

Temp should be above freezing to 6°C
☐ Samples out of temp criteria. Samples on ice, cooling process has begun

Cooler Temp Corrected (°C): 3.1

USDA Regulated Soil (☐ N/A, water sample)
Did samples originate in a quarantine zone within the United States: CA, NY, or SC (check maps)? ☐ Yes ☐ No

Did samples originate from a foreign source (internationally, including Hawaii and Puerto Rico)? ☐ Yes ☐ No

				Comments/Discrepancy:
Chain of Custody Present?	☑ Yes	☐ No	☐ N/A	1.
Samples Arrived within Hold Time?	☑ Yes	☐ No	☐ N/A	2.
Short Hold Time Analysis (<72 hr.)?	☐ Yes	☑ No	☐ N/A	3.
Rush Turn Around Time Requested?	☐ Yes	☑ No	☐ N/A	4.
Sufficient Volume?	☑ Yes	☐ No	☐ N/A	5.
Correct Containers Used?	☑ Yes	☐ No	☐ N/A	6.
-Pace Containers Used?	☑ Yes	☐ No	☐ N/A	
Containers Intact?	☑ Yes	☐ No	☐ N/A	7.
Dissolved analysis: Samples Field Filtered?	☐ Yes	☐ No	☑ N/A	8.
Sample Labels Match COC? -Includes Date/Time/ID/Analysis Matrix: W	☑ Yes	☐ No	☐ N/A	9.
Headspace in VOA Vials (>5-6mm)?	☐ Yes	☐ No	☑ N/A	10.
Trip Blank Present?	☐ Yes	☐ No	☑ N/A	11.
Trip Blank Custody Seals Present?	☐ Yes	☐ No	☑ N/A	

Field Data Required? ☐ Yes ☐ No

COMMENTS/SAMPLE DISCREPANCY

Lot ID of split containers:

CLIENT NOTIFICATION/RESOLUTION

Person contacted: _____ Date/Time: _____

Project Manager SCURF Review: _____ **Date:** _____

Project Manager SRF Review: _____ **Date:** _____

DC#_Title: ENV-FRM-HUN1-0083 v05_Sample Condition Upon Receipt

Effective Date: 05/24/2024

WO# : 92794440

PM: BV Due Date: 05/20/25

CLIENT: 92-GP-BOWLF

Project #

*Check mark top half of box if pH and/or dechlorination is verified and within the acceptance range for preservation samples.

Exceptions: VOA, Coliform, TOC, Oil and Grease, DRO/8015 (water) DOC, LLHg

**Bottom half of box is to list number of bottles

***Check all unpreserved Nitrates for chlorine

Laboratory Receiving Location: Asheville ☐ Eden☐ Greenwood ☐ Huntersville ☐ Raleigh☐ Mechanicsville☐ Atlanta☐ Kernersville☐

Client_____ Profile/EZ (Circle one)_____ Notes_____

Item#	BP4U-125 mL Plastic Unpreserved (N/A) (Cl-)	BP3U-250 mL Plastic Unpreserved (N/A)	BP2U-500 mL Plastic Unpreserved (N/A)	BP1U-1 liter Plastic Unpreserved (N/A)		BP4S-125 mL Plastic H2SO4 (pH < 2) (Cl-)	BP3N-250 mL plastic HNO3 (pH < 2)	BP4Z-125 mL Plastic ZN Acetate & NaOH (>9)	BP4B-125 mL Plastic NaOH (pH > 12) (Cl-)	WGFU-Wide-mouthed Glass jar Unpreserved	AG1U-1 liter Amber Unpreserved (N/A) (Cl-)	AG1H-1 liter Amber HCl (pH < 2)	AG3U-250 mL Amber Unpreserved (N/A) (Cl-)	AG1S-1 liter Amber H2SO4 (pH < 2)	AG3S-250 mL Amber H2SO4 (pH < 2)	DG9A-40 mL Amber NH4Cl (N/A)(Cl-)	DG9H-40 mL VOA HCl (N/A)	VG9T-40 mL VOA Na2S2O3 (N/A)	VG9U-40 mL VOA Unpreserved (N/A)	DG9V-40 mL VOA H3PO4 (N/A)	KP7U-50 mL Plastic Unpreserved (N/A)	V/GK (3 vials per kit)-VPH/Gas kit (N/A)	SP5T-125 mL Sterile Plastic (N/A – lab)	SP2T-250 mL Sterile Plastic (N/A – lab)		BP3R-250 mL Plastic (NH2)2SO4 (9.3-9.7)	AG0U-100 mL Amber Unpreserved (N/A) (Cl-)	VSGU-20 mL Scintillation vials (N/A)	DG9U-40 mL Amber Unpreserved vials (N/A)
CC																													
1		2	1				2	1																					
2		2	1				2	1																					
3		2	1				2	1																					
4		2	1				2	1																					
5		2	1				2	1																					
6		2	1				2	1																					
7		2	1				2	1																					
8		2	1				2	1																					
9							1																						
10							1																						
11							1																						
12							1																						

pH Adjustment Log for Preserved Samples

Sample ID	Type of Preservative	pH upon receipt	Date preservation adjusted	Time preservation adjusted	Amount of Preservative added	Lot #

Note: Whenever there is a discrepancy affecting North Carolina compliance samples, a copy of this form will be sent to the North Carolina DENR Certification Office (i.e. Out of hold, incorrect preservative, out of temp, incorrect containers.

Pace® Location Requested (City/State): Pace Analytical Charlotte, 5000 Kinsey Ave. Suite 100, Huntersville, NC 28078

CHAIN-OF-CUSTODY Analytical Request Document

Chain-of-Custody is a LEGAL DOCUMENT - Complete all relevant fields

LAB USE ONLY- Affix Workorder/Login Label Here

92794440

Scan QR Code for instructions

Company Name: Georgia Power - Bowen

Street Address: 241 Ralph McGill Blvd NE, Bin 10160, Atlanta, GA 30308

Customer Project #:

Project Name: Bowen AP-1 CA Week 1

Site Collection Info/Facility ID (as applicable):

Contact/Report To: Kristen Jurinko, Mintao Lu, Marty Crook

Phone #: (470) 217-0008

E-Mail: knjurink@southernco.com

Cc E-Mail: Laura Midkiff, Ben Hodges, Mike Smilley, Noelia Gangi

Invoice to: Account Payable

Invoice E-mail: georgiapowerinvoices@southernco.com

Purchase Order # (if applicable): GPC95642-0004

Quote #:

Time Zone Collected: [ ] AK [ ] PT [ ] MT [ ] CT [X] ET

County / State origin of sample(s): Georgia

Data Deliverables: [ ] Level II [ ] Level III [ ] Level IV [ ] EQUIS [ ] Other

Regulatory Program (DW, RCRA, etc.) as applicable: Reportable [ ] Yes [ ] No

Rush (Pre-approval required): [ ] Same Day [ ] 1 Day [ ] 2 Day [ ] 3 Day Other

Date Results Requested:

DW PWSID # or WW Permit # as applicable:

Field Filtered (if applicable): [ ] Yes [ ] No

Analysis:

Specify Container Size**: 3 | 2 | 3 | 4 | 3

Identify Container Preservative Type***: 1 | 1 | 1 | 5+5 | 2

**Container Size: (1) 1L, (2) 500mL, (3) 250mL, (4) 125mL, (5) 100mL, (6) 40mL vial, (7) EnCore, (8) TerraCore, (9) 90mL, (10) Other

*** Preservative Types: (1) None, (2) HNO3, (3) H2SO4, (4) HCl, (5) NaOH, (6) Zn Acetate, (7) NaHSO4, (8) Sod. Thiosulfate, (9) Ascorbic Acid, (10) MeOH, (11) Other

Lab Use Only: Proj. Mgr: Bonnie Vang; AcctNum / Client ID:; Table #:; Profile / Template: 16507; Prolog / Bottle Ord. ID: EZ 3252077

* Matrix Codes (Insert in Matrix box below): Drinking Water (DW), Ground Water (GW), Wastewater (WW), Product (P), Soil/Solid (SS), Oil (OL), Wipe (WP), Tissue (TS), Bioassay (B), Vapor (V), Surface Water (SW), Sediment (SED), Sludge (SL), Caulk (CK), Leachate (LL), Biosolid (BS), Other (OT)

Customer Sample ID	Matrix *	Comp / Grab	Composite Start Date	Composite Start Time	Collected or Composite End Date	Collected or Composite End Time	# Cont.	Residual Chlorine Result	Residual Chlorine Units	2320B Total Alkalinity, Bicarbonate Alkalinity	2540C Total Dissolved Solids	300.0 F-, SO4 2-, Cl	4500S2D Sulfide	*Appendix III, IV – Additional Metals	Sample Comment	Preservation non-conformance identified for sample
BOW-PT-02	WG	G			5/2/25	1227	6			X	X	X	X	X	001	
BOW-PT-04	WG	G					6			X	X	X	X	X		
BOW-PT-05	WG	G					6			X	X	X	X	X		
BOW-PT-06	WG	G			5/2/25	1420	6			X	X	X	X	X	002	
BOW-INW-01	WG	G			5/2/25	1027	6			X	X	X	X	X	003	
BOW-AP1-FD-01	WG	G			5/2/25	—	6			X	X	X	X	X	004	
BOW-AP1-FB-01	WQ	G			5/2/25	1415	6			X	X	X	X	X	005	
BOW-AP1-EB-01	WQ	G			5/2/25	1511	6			X	X	X	X	X	006	

Additional Instructions from Pace®:

Task Code: BOW-CCR-CA-20250501

*Appendix III: Boron, Calcium, Chloride, Fluoride, Sulfate, TDS

*Appendix IV: Antimony, Arsenic, Barium, Beryllium, Cadmium, Chromium, Cobalt, Fluoride, Lead, Lithium, Mercury, Molybdenum, Selenium, Thallium

*Additional Metals: Iron, Magnesium, Manganese, Potassium, Sodium

Collected By: William Laaker, Jay Siewert, Natalie Piparo

Printed Name

Signature

ENSAFE

Customer Remarks / Special Conditions / Possible Hazards:

Coolers: | Thermometer ID: | Correction Factor (°C): | Obs. Temp. (°C): | Corrected Temp. (°C): | [ ] On Ice

Relinquished by/Company: (Signature)	Date/Time:	Received by/Company: (Signature)	Date/Time:
EnSafe	5/5/25 0830	Pace	5/5/25 0930
Relinquished by/Company: (Signature)	Date/Time:	Received by/Company: (Signature)	Date/Time: 5/6/25 1430
Relinquished by/Company: (Signature)	Date/Time:	Received by/Company: (Signature)	Date/Time:
Relinquished by/Company: (Signature)	Date/Time:	Received by/Company: (Signature)	Date/Time:

Tracking Number:

Delivered by: [ ] In-Person [ ] Courier [ ] FedEx [ ] UPS [ ] Other

Page: 1 of 1

Submitting a sample via this chain of custody constitutes acknowledgment and acceptance of the Pace® Terms and Conditions found at https://www.pacelabs.com/resource-library/resource/pace-terms-and-conditions/

ENV-FRM-CORQ-0019_v02_110123 ©

Pace® Location Requested (City/State):

Pace Analytical Charlotte
9800 Kincey Ave., Suite 100, Huntersville, NC 28078

CHAIN-OF-CUSTODY Analytical Request Document

Chain-of-Custody is a LEGAL DOCUMENT - Complete all relevant fields

LAB USE ONLY- Affix Workorder/Login Label Here

Scan QR Code for instructions

Company Name: Georgia Power - Bowen
Street Address: 241 Ralph McGill Blvd NE, Bin 10160, Atlanta, GA 30308

Contact/Report To: Kristen Jurinko, Minlao Lu, Marty Crook
Phone #: (470) 217-0008
E-Mail: knjurink@southernco.com
Cc E-Mail: Laura Midkiff, Ben Hodges, Mike Smilley, Noelia Gangi

Customer Project #:
Project Name: Bowen AP-1 CA Week 1
Site Collection Info/Facility ID (as applicable):

Invoice to: Account Payable
Invoice E-mail: georgiapowerinvoices@southernco.com
Purchase Order # (if applicable): GPC95642-0004
Quote #:

Time Zone Collected: [ ] AK [ ] PT [ ] MT [ ] CT [X] ET

County / State origin of sample(s): Georgia

Data Deliverables: [ ] Level II [ ] Level III [ ] Level IV [ ] EQUIS [ ] Other

Regulatory Program (DW, RCRA, etc.) as applicable: Reportable [ ] Yes [ ] No

Rush (Pre-approval required): [ ] Same Day [ ] 1 Day [ ] 2 Day [ ] 3 Day Other
Date Results Requested:

DW PWSID # or WW Permit # as applicable:
Field Filtered (if applicable): [ ] Yes [ ] No
Analysis:

Specify Container Size**: 3 | 2 | 3 | 4 | 3
Identify Container Preservative Type***: 1 | 1 | 1 | 5+6 | 2
Analysis Requested

**Container Size: (1) 1L, (2) 500mL, (3) 250mL, (4) 125mL, (5) 100mL, (6) 40mL vial, (7) EnCore, (8) TerraCore, (9) 90mL, (10) Other

*** Preservative Types: (1) None, (2) HNO3, (3) H2SO4, (4) HCl, (5) NaOH, (6) Zn Acetate, (7) NaHSO4, (8) Sod. Thiosulfate, (9) Ascorbic Acid, (10) MeOH, (11) Other

Lab Use Only: Proj. Mgr: Bonnie Vang; AcctNum / Client ID:; Table #:; Profile / Template: 16507; Prelog / Bottle Ord. ID: EZ 3252077

* Matrix Codes (Insert in Matrix box below): Drinking Water (DW), Ground Water (GW), Wastewater (WW), Product (P), Soil/Solid (SS), Oil (OL), Wipe (WP), Tissue (TS), Bioassay (B), Vapor (V), Surface Water (SW), Sediment (SED), Sludge (SL), Caulk (CK), Leachate (LL), Biosolid (BS), Other (OT)

Customer Sample ID	Matrix *	Comp / Grab	Composite Start Date	Composite Start Time	Collected or Composite End Date	Collected or Composite End Time	# Cont.	Residual Chlorine Result	Residual Chlorine Units	2320B Total Alkalinity, Bicarbonate Alkalinity	2540C Total Dissolved Solids	300.0 F^-, SO_4^{2-}, Cl^-	4500S2D Sulfide	*Appendix III, IV + Additional Metals	Sample Comment	Preservation non-conformance identified for sample
BOW-PT-02	WG	G					6			X	X	X	X	X		
BOW-PT-04	WG	G			5/1/25	1446	6			X	X	X	X	X	007	
BOW-PT-05	WG	G			5/1/25	1610	6			X	X	X	X	X	008	
BOW-PT-06	WG	G					6			X	X	X	X	X		
BOW-INW-01	WG	G					6			X	X	X	X	X		
BOW-AP1-FD-01	WG	G					6			X	X	X	X	X		
BOW-AP1-FB-01	WQ	G					6			X	X	X	X	X		
BOW-AP1-EB-01	WQ	G					6			X	X	X	X	X		

Additional Instructions from Pace®:
Task Code: BOW-CCR-CA-20250501
*Appendix III: Boron, Calcium, Chloride, Fluoride, Sulfate, TDS
*Appendix IV: Antimony, Arsenic, Barium, Beryllium, Cadmium, Chromium, Cobalt, Fluoride, Lead, Lithium, Mercury, Molybdenum, Selenium, Thallium
*Additional Metals: Iron, Magnesium, Manganese, Potassium, Sodium

Collected By: William Laaker, Jay Siewert, Natalie Piparo
Printed Name
Signature

ENSAFE

Customer Remarks / Special Conditions / Possible Hazards:

Coolers: Thermometer ID: Correction Factor (°C): Obs. Temp (°C): Corrected Temp (°C): [ ] On Ice

Relinquished by/Company: (Signature)	Date/Time:	Received by/Company: (Signature)	Date/Time:	Tracking Number:
EnSafe	5/5/25 0830	Ryan Will / Pace	5/5/25 0830	
Relinquished by/Company: (Signature)	Date/Time:	Received by/Company: (Signature)	Date/Time: 5/5/25 1736	Delivered by: [ ] In-Person [ ] Courier [ ] FedEx [ ] UPS [ ] Other
Relinquished by/Company: (Signature)	Date/Time:	Received by/Company: (Signature)	Date/Time:	
Relinquished by/Company: (Signature)	Date/Time:	Received by/Company: (Signature)	Date/Time:	Page: 1 of 1

Submitting a sample via this chain of custody constitutes acknowledgment and acceptance of the Pace® Terms and Conditions found at https://www.pacelabs.com/resource-library/resource/pace-terms-and-conditions/

ENV-FRM-CORQ-0015_v02_110123 ©

Task Code: BOW-CCR-CA-20250428-0001

Report to: Kristen Jurinko, Geosyntec Group

PO# GPC95642-0004

Location Code	Unit	Matrix Code	Parameters							
			APPENDIX III [Boron, Calcium, Chloride, Fluoride, Sulfate, TDS]	APPENDIX IV [Antimony, Arsenic, Barium, Beryllium, Cadmium, Chromium, Cobalt, Fluoride, Lead, Lithium, Mercury, Molybdenum, Selenium, Thallium]	Geochemical Parameters [Bicarb. alkalinity, Total alkalinity, Iron, Magnesium, Manganese, Potassium, Sodium, Sulfide]	250-mL HNO3 (Metals)	250-mL unpreserved (Ions & Alkalinity)	500-mL unpreserved (TDS)	125-mL ZnAc + NaOH (Sulfide)	Total per kit
BOW-PT-02	AP-1	WG	X	X	X	2	2	1	1	6
BOW-PT-04	AP-1	WG	X	X	X	2	2	1	1	6
BOW-PT-05	AP-1	WG	X	X	X	2	2	1	1	6
BOW-PT-06	AP-1	WG	X	X	X	2	2	1	1	6
BOW-INW-01	AP-1	WG	X	X	X	2	2	1	1	6
BOW-AP1-FD-01	AP-1	WG	X	X	X	2	2	1	1	6
BOW-AP1-FB-01	AP-1	WQ	X	X	X	2	2	1	1	6
BOW-AP1-EB-01	AP-1	WQ	X	X	X	2	2	1	1	6
Extra 1			X	X	X	2	2	1	1	6
Extra 2			X	X	X	2	2	1	1	6
						20	20	10	10	60

Pace Analytical Services, LLC
9800 Kincey Ave. Suite 100
Huntersville, NC 28078
(704)875-9092

June 20, 2025

Kristen Jurinko
Southern Co.
241 Ralph McGill Blvd NE
Bin 10160
Atlanta, GA 30308

RE: Project: Bowen AP-1 CA Week 3
Pace Project No.: 92797266

Dear Kristen Jurinko:

Enclosed are the analytical results for sample(s) received by the laboratory on May 16, 2025. The results relate only to the samples included in this report. Results reported herein conform to the applicable TNI/NELAC Standards and the laboratory's Quality Manual, where applicable, unless otherwise noted in the body of the report.

The test results provided in this final report were generated by each of the following laboratories within the Pace Network:

- Pace National - Mt. Juliet
- Pace Analytical Services - Asheville
- Pace Analytical Services - West Columbia

Revision 1: Report revised to have the lab re-run Cobalt at a 1x dilution to meet the standard reporting limits/GWPS.

If you have any questions concerning this report, please feel free to contact me.

Sincerely,

Bonnie Vang

Bonnie Vang
bonnie.vang@pacelabs.com
704-977-0968
Project Manager

Enclosures

cc: Marty Crook, Geosyntec Consultants
Whitney Law, Geosyntec
Mintao Lu, Geosyntec
Laura Midkiff, Southern Co.
Caroline Nelson, Geosyntec
Kevin Stephenson, Southern Company

REPORT OF LABORATORY ANALYSIS

This report shall not be reproduced, except in full,
without the written consent of Pace Analytical Services, LLC.

Pace Analytical Services, LLC
9800 Kincey Ave. Suite 100
Huntersville, NC 28078
(704)875-9092

CERTIFICATIONS

Project: Bowen AP-1 CA Week 3
Pace Project No.: 92797266

Pace Analytical Services National
12065 Lebanon Road, Mt. Juliet, TN 37122
Alabama Certification #: 40660
Alaska Certification 17-026
Arizona Certification #: AZ0612
Arkansas Certification #: 88-0469
California Certification #: 2932
Canada Certification #: 1461.01
Colorado Certification #: TN00003
Connecticut Certification #: PH-0197
DOD Certification: #1461.01
EPA# TN00003
Florida Certification #: E87487
Georgia DW Certification #: 923
Georgia Certification: NELAP
Idaho Certification #: TN00003
Illinois Certification #: 200008
Indiana Certification #: C-TN-01
Iowa Certification #: 364
Kansas Certification #: E-10277
Kentucky UST Certification #: 16
Kentucky Certification #: 90010
Louisiana Certification #: AI30792
Louisiana DW Certification #: LA180010
Maine Certification #: TN0002
Maryland Certification #: 324
Massachusetts Certification #: M-TN003
Michigan Certification #: 9958
Minnesota Certification #: 047-999-395
Mississippi Certification #: TN00003
Missouri Certification #: 340
Montana Certification #: CERT0086
Nebraska Certification #: NE-OS-15-05
Nevada Certification #: TN-03-2002-34
New Hampshire Certification #: 2975
New Jersey Certification #: TN002
New Mexico DW Certification
New York Certification #: 11742
North Carolina Aquatic Toxicity Certification #: 41
North Carolina Drinking Water Certification #: 21704
North Carolina Environmental Certificate #: 375
North Dakota Certification #: R-140
Ohio VAP Certification #: CL0069
Oklahoma Certification #: 9915
Oregon Certification #: TN200002
Pennsylvania Certification #: 68-02979
Rhode Island Certification #: LAO00356
South Carolina Certification #: 84004
South Dakota Certification
Tennessee DW/Chem/Micro Certification #: 2006
Texas Mold Certification #: LAB0152
Texas Certification #: T 104704245-17-14
USDA Soil Permit #: P330-15-00234
Utah Certification #: TN00003
Virginia Certification #: VT2006
Vermont Dept. of Health: ID# VT-2006
Virginia Certification #: 460132
Washington Certification #: C847
West Virginia Certification #: 233
Wisconsin Certification #: 998093910
Wyoming UST Certification #: via A2LA 2926.01
A2LA-ISO 17025 Certification #: 1461.01
A2LA-ISO 17025 Certification #: 1461.02
AIHA-LAP/LLC EMLAP Certification #:100789

Pace Analytical Services Asheville
2225 Riverside Drive, Asheville, NC 28804
Florida/NELAP Certification #: E87648
North Carolina Drinking Water Certification #: 37712
North Carolina Wastewater Certification #: 40
South Carolina Laboratory ID: 99030
South Carolina Certification #: 99030001
Virginia/VELAP Certification #: 460222

Pace Analytical Services West Columbia
106 Vantage Point Drive, West Columbia, SC 29172
Alaska Dept. of Energy Conservation, Cert# 20-002
California ELAP, cert# 3049
DoD, DoD QSM V5.4, cert# I.2224
DOE, DoD/DOE QSM V5.4, cert# I.2224.01
Florida, Dept. of Health, cert# E87653-70
Georgia, Env. Protection Division, cert# E87653
Illinois, EPA NELAP, cert# 2000552024-9
Kansas, Dept. of Health and Environment, cert# E-10417
Kentucky, Dept. for Env. Protection, UST, cert# 103582
Kentucky, Dept. for Env. Protection, cert# 98037
Louisiana, Dept. of Environmental Quality, cert# 5125
North Carolina, DEQ, Water Resources, cert# 329
New Jersey, Dept. of Env. Protection, cert# NLC 240005
Oklahoma, Dept. of Env. Quality, cert# 2023-175
Oregon, ELAP, cert# 4181-006
Pennsylvania, Dept. of Env. Protection, cert# 003
South Carolina, Dept. of Env. Services, cert# 32010001
Texas, Commission on Env. Quality, cert# TX-C24-00083
Virginia, Dept. of General Services, cert# 13080
Wisconsin, Dept. of Natural Resources, cert# 399136100

This report shall not be reproduced, except in full,
without the written consent of Pace Analytical Services, LLC.

Pace Analytical Services, LLC
9800 Kincey Ave. Suite 100
Huntersville, NC 28078
(704)875-9092

SAMPLE SUMMARY

Project: Bowen AP-1 CA Week 3
Pace Project No.: 92797266

Lab ID	Sample ID	Matrix	Date Collected	Date Received
92797266001	**BOW-PT-02**	Water	05/15/25 14:40	05/16/25 15:37
92797266002	**BOW-PT-04**	Water	05/16/25 11:50	05/16/25 15:37
92797266003	**BOW-PT-05**	Water	05/15/25 12:53	05/16/25 15:37
92797266004	**BOW-PT-06**	Water	05/15/25 14:56	05/16/25 15:37
92797266005	**BOW-INW-01**	Water	05/16/25 10:55	05/16/25 15:37
92797266006	**BOW-AP1-FD-01**	Water	05/15/25 00:00	05/16/25 15:37
92797266007	**BOW-AP1-FB-01**	Water	05/15/25 16:05	05/16/25 15:37
92797266008	**BOW-AP1-EB-01**	Water	05/15/25 16:11	05/16/25 15:37

This report shall not be reproduced, except in full,
without the written consent of Pace Analytical Services, LLC.

Pace Analytical Services, LLC
9800 Kincey Ave. Suite 100
Huntersville, NC 28078
(704)875-9092

SAMPLE ANALYTE COUNT

Project: Bowen AP-1 CA Week 3
Pace Project No.: 92797266

Lab ID	Sample ID	Method	Analysts	Analytes Reported	Laboratory
92797266001	**BOW-PT-02**	EPA 6020B	UNP	1	PAN
		SM 2320B-2011	SMS	3	PASI-A
		SM 2540C-2015	YEG	1	PASI-A
		EPA 300.0 Rev 2.1 1993	JCM	3	PASI-A
		EPA 6020B	BW, CBP	13	PASI-WC
		EPA 7470A	KAJ1	1	PASI-WC
92797266002	**BOW-PT-04**	EPA 6020B	UNP	1	PAN
		SM 2320B-2011	SMS	3	PASI-A
		SM 2540C-2015	YEG	1	PASI-A
		EPA 300.0 Rev 2.1 1993	JCM	3	PASI-A
		EPA 6020B	BW, CBP	13	PASI-WC
		EPA 7470A	KAJ1	1	PASI-WC
92797266003	**BOW-PT-05**	EPA 6020B	UNP	1	PAN
		SM 2320B-2011	SMS	3	PASI-A
		SM 2540C-2015	YEG	1	PASI-A
		EPA 300.0 Rev 2.1 1993	JCM	3	PASI-A
		EPA 6020B	BW, CBP	13	PASI-WC
		EPA 7470A	KAJ1	1	PASI-WC
92797266004	**BOW-PT-06**	EPA 6020B	UNP	1	PAN
		SM 2320B-2011	SMS	3	PASI-A
		SM 2540C-2015	YEG	1	PASI-A
		EPA 300.0 Rev 2.1 1993	JCM	3	PASI-A
		EPA 6020B	BW, CBP	13	PASI-WC
		EPA 7470A	KAJ1	1	PASI-WC
92797266005	**BOW-INW-01**	EPA 6020B	UNP	1	PAN
		SM 2320B-2011	SMS	3	PASI-A
		SM 2540C-2015	YEG	1	PASI-A
		EPA 300.0 Rev 2.1 1993	JCM	3	PASI-A
		EPA 6020B	BW, CBP	13	PASI-WC
		EPA 7470A	KAJ1	1	PASI-WC
92797266006	**BOW-AP1-FD-01**	EPA 6020B	UNP	1	PAN
		SM 2320B-2011	SMS	3	PASI-A
		SM 2540C-2015	YEG	1	PASI-A
		EPA 300.0 Rev 2.1 1993	JCM	3	PASI-A
		EPA 6020B	BW, CBP	13	PASI-WC
		EPA 7470A	KAJ1	1	PASI-WC
92797266007	**BOW-AP1-FB-01**	EPA 6020B	UNP	1	PAN

This report shall not be reproduced, except in full,
without the written consent of Pace Analytical Services, LLC.

Pace Analytical Services, LLC
9800 Kincey Ave. Suite 100
Huntersville, NC 28078
(704)875-9092

SAMPLE ANALYTE COUNT

Project: Bowen AP-1 CA Week 3
Pace Project No.: 92797266

Lab ID	Sample ID	Method	Analysts	Analytes Reported	Laboratory
		SM 2320B-2011	SMS	3	PASI-A
		SM 2540C-2015	YEG	1	PASI-A
		EPA 300.0 Rev 2.1 1993	JCM	3	PASI-A
		EPA 6020B	BW, CBP	13	PASI-WC
		EPA 7470A	KAJ1	1	PASI-WC
92797266008	**BOW-AP1-EB-01**	EPA 6020B	UNP	1	PAN
		SM 2320B-2011	SMS	3	PASI-A
		SM 2540C-2015	YEG	1	PASI-A
		EPA 300.0 Rev 2.1 1993	JCM	3	PASI-A
		EPA 6020B	BW, CBP	13	PASI-WC
		EPA 7470A	KAJ1	1	PASI-WC

PAN = Pace National - Mt. Juliet
PASI-A = Pace Analytical Services - Asheville
PASI-WC = Pace Analytical Services - West Columbia

This report shall not be reproduced, except in full,
without the written consent of Pace Analytical Services, LLC.

Pace Analytical Services, LLC
9800 Kincey Ave. Suite 100
Huntersville, NC 28078
(704)875-9092

SUMMARY OF DETECTION

Project: Bowen AP-1 CA Week 3
Pace Project No.: 92797266

Lab Sample ID Method	Client Sample ID Parameters	Result	Units	Report Limit	Analyzed	Qualifiers
92797266001	**BOW-PT-02**					
EPA 6020B	Lithium	0.00922J	mg/L	0.0300	05/30/25 22:41	J
SM 2320B-2011	Alkalinity,Bicarbonate (CaCO3)	352	mg/L	5.0	05/27/25 15:57	
SM 2320B-2011	Alkalinity, Total as CaCO3	352	mg/L	5.0	05/27/25 15:57	
SM 2540C-2015	Total Dissolved Solids	1100	mg/L	125	05/21/25 10:13	
EPA 300.0 Rev 2.1 1993	Chloride	211	mg/L	5.0	05/17/25 19:17	
EPA 300.0 Rev 2.1 1993	Fluoride	0.25	mg/L	0.10	05/17/25 17:15	
EPA 300.0 Rev 2.1 1993	Sulfate	202	mg/L	5.0	05/17/25 19:17	
EPA 6020B	Boron	1.5	mg/L	0.40	06/03/25 17:16	
EPA 6020B	Calcium	42.6	mg/L	10.0	06/04/25 11:29	
EPA 7470A	Mercury	0.000097J	mg/L	0.00020	05/30/25 20:56	
92797266002	**BOW-PT-04**					
EPA 6020B	Lithium	0.00810J	mg/L	0.0300	05/30/25 22:44	J
SM 2320B-2011	Alkalinity,Bicarbonate (CaCO3)	785	mg/L	5.0	05/27/25 19:05	
SM 2320B-2011	Alkalinity, Total as CaCO3	785	mg/L	5.0	05/27/25 19:05	
SM 2540C-2015	Total Dissolved Solids	1740	mg/L	125	05/21/25 10:15	
EPA 300.0 Rev 2.1 1993	Chloride	257	mg/L	7.0	05/17/25 19:33	
EPA 300.0 Rev 2.1 1993	Fluoride	0.23	mg/L	0.10	05/17/25 17:31	
EPA 300.0 Rev 2.1 1993	Sulfate	242	mg/L	7.0	05/17/25 19:33	
EPA 6020B	Barium	0.067	mg/L	0.050	06/03/25 17:26	
EPA 6020B	Boron	9.7	mg/L	2.0	06/04/25 13:36	
EPA 6020B	Calcium	138	mg/L	10.0	06/04/25 11:38	
EPA 6020B	Cobalt	0.0053	mg/L	0.0050	06/11/25 18:39	
EPA 6020B	Molybdenum	0.050J	mg/L	0.10	06/03/25 17:26	
92797266003	**BOW-PT-05**					
EPA 6020B	Lithium	0.00629J	mg/L	0.0300	05/30/25 22:47	J
SM 2320B-2011	Alkalinity,Bicarbonate (CaCO3)	263	mg/L	5.0	05/27/25 16:05	
SM 2320B-2011	Alkalinity, Total as CaCO3	263	mg/L	5.0	05/27/25 16:05	
SM 2540C-2015	Total Dissolved Solids	1170	mg/L	125	05/21/25 10:13	
EPA 300.0 Rev 2.1 1993	Chloride	257	mg/L	6.0	05/17/25 20:18	
EPA 300.0 Rev 2.1 1993	Fluoride	0.19	mg/L	0.10	05/17/25 17:46	
EPA 300.0 Rev 2.1 1993	Sulfate	231	mg/L	6.0	05/17/25 20:18	
EPA 6020B	Barium	0.055	mg/L	0.050	06/03/25 17:35	
EPA 6020B	Boron	8.5	mg/L	2.0	06/04/25 13:45	
EPA 6020B	Calcium	249	mg/L	10.0	06/04/25 11:47	
EPA 6020B	Cobalt	0.0055	mg/L	0.0050	06/11/25 18:48	
92797266004	**BOW-PT-06**					
EPA 6020B	Lithium	0.00597J	mg/L	0.0300	05/30/25 22:50	J
SM 2320B-2011	Alkalinity,Bicarbonate (CaCO3)	242	mg/L	5.0	05/27/25 16:13	
SM 2320B-2011	Alkalinity, Total as CaCO3	242	mg/L	5.0	05/27/25 16:13	
SM 2540C-2015	Total Dissolved Solids	1760	mg/L	125	05/21/25 10:13	
EPA 300.0 Rev 2.1 1993	Chloride	359	mg/L	9.0	05/17/25 20:33	
EPA 300.0 Rev 2.1 1993	Fluoride	0.13	mg/L	0.10	05/17/25 18:01	
EPA 300.0 Rev 2.1 1993	Sulfate	262	mg/L	9.0	05/17/25 20:33	
EPA 6020B	Barium	0.087	mg/L	0.050	06/03/25 17:44	
EPA 6020B	Boron	9.8	mg/L	2.0	06/04/25 13:54	
EPA 6020B	Calcium	298	mg/L	50.0	06/04/25 13:54	

This report shall not be reproduced, except in full,
without the written consent of Pace Analytical Services, LLC.

Pace Analytical Services, LLC
9800 Kincey Ave. Suite 100
Huntersville, NC 28078
(704)875-9092

SUMMARY OF DETECTION

Project: Bowen AP-1 CA Week 3
Pace Project No.: 92797266

Lab Sample ID Method	Client Sample ID Parameters	Result	Units	Report Limit	Analyzed	Qualifiers
92797266004	**BOW-PT-06**					
EPA 6020B	Cobalt	0.0026J	mg/L	0.0050	06/11/25 18:57	
92797266005	**BOW-INW-01**					
EPA 6020B	Lithium	0.0111J	mg/L	0.0300	05/29/25 18:58	J
SM 2320B-2011	Alkalinity,Bicarbonate (CaCO3)	576	mg/L	5.0	05/27/25 19:14	
SM 2320B-2011	Alkalinity, Total as CaCO3	576	mg/L	5.0	05/27/25 19:14	M1
SM 2540C-2015	Total Dissolved Solids	1810	mg/L	125	05/21/25 10:15	
EPA 300.0 Rev 2.1 1993	Chloride	305	mg/L	8.0	05/17/25 20:48	
EPA 300.0 Rev 2.1 1993	Fluoride	0.31	mg/L	0.10	05/17/25 18:17	
EPA 300.0 Rev 2.1 1993	Sulfate	266	mg/L	8.0	05/17/25 20:48	
EPA 6020B	Barium	0.10	mg/L	0.050	06/03/25 18:02	
EPA 6020B	Boron	10.3	mg/L	2.0	06/04/25 14:03	M1
EPA 6020B	Calcium	247	mg/L	10.0	06/04/25 12:05	M1
EPA 6020B	Cobalt	0.0015J	mg/L	0.0050	06/11/25 19:06	
EPA 6020B	Molybdenum	0.087J	mg/L	0.10	06/03/25 18:02	
92797266006	**BOW-AP1-FD-01**					
EPA 6020B	Lithium	0.00921J	mg/L	0.0300	05/29/25 19:01	J
SM 2320B-2011	Alkalinity,Bicarbonate (CaCO3)	351	mg/L	5.0	05/27/25 16:21	
SM 2320B-2011	Alkalinity, Total as CaCO3	351	mg/L	5.0	05/27/25 16:21	M1
SM 2540C-2015	Total Dissolved Solids	1180	mg/L	50.0	05/21/25 10:13	
EPA 300.0 Rev 2.1 1993	Chloride	211	mg/L	5.0	05/17/25 21:03	
EPA 300.0 Rev 2.1 1993	Fluoride	0.26	mg/L	0.10	05/17/25 18:32	
EPA 300.0 Rev 2.1 1993	Sulfate	202	mg/L	5.0	05/17/25 21:03	
EPA 6020B	Antimony	0.0017J	mg/L	0.0030	06/04/25 13:08	
EPA 6020B	Barium	0.054	mg/L	0.0050	06/04/25 13:08	
EPA 6020B	Boron	8.4	mg/L	4.0	06/04/25 17:58	
EPA 6020B	Cadmium	0.00013J	mg/L	0.00050	06/04/25 13:08	
EPA 6020B	Calcium	184	mg/L	10.0	06/04/25 18:08	
EPA 6020B	Molybdenum	0.048	mg/L	0.010	06/04/25 13:08	
EPA 6020B	Selenium	0.0026J	mg/L	0.0050	06/04/25 13:08	
EPA 6020B	Thallium	0.00051J	mg/L	0.0010	06/04/25 13:08	B

This report shall not be reproduced, except in full,
without the written consent of Pace Analytical Services, LLC.

Pace Analytical Services, LLC
9800 Kincey Ave. Suite 100
Huntersville, NC 28078
(704)875-9092

ANALYTICAL RESULTS

Project: Bowen AP-1 CA Week 3
Pace Project No.: 92797266

Sample: BOW-PT-02 **Lab ID: 92797266001** Collected: 05/15/25 14:40 Received: 05/16/25 15:37 Matrix: Water

Parameters	Results	Units	Report Limit	MDL	DF	Prepared	Analyzed	CAS No.	Qual
Metals (ICPMS) 6020B	Analytical Method: EPA 6020B Preparation Method: 3015 Pace National - Mt. Juliet								
Lithium	**0.00922J**	mg/L	0.0300	0.000600	1	05/28/25 13:38	05/30/25 22:41	7439-93-2	J
2320B Alkalinity	Analytical Method: SM 2320B-2011 Pace Analytical Services - Asheville								
Alkalinity,Bicarbonate (CaCO3)	**352**	mg/L	5.0	5.0	1		05/27/25 15:57		
Alkalinity,Carbonate (CaCO3)	ND	mg/L	5.0	5.0	1		05/27/25 15:57		
Alkalinity, Total as CaCO3	**352**	mg/L	5.0	5.0	1		05/27/25 15:57		
2540C Total Dissolved Solids	Analytical Method: SM 2540C-2015 Pace Analytical Services - Asheville								
Total Dissolved Solids	**1100**	mg/L	125	125	1		05/21/25 10:13		
300.0 IC Anions 28 Days	Analytical Method: EPA 300.0 Rev 2.1 1993 Pace Analytical Services - Asheville								
Chloride	**211**	mg/L	5.0	3.0	5		05/17/25 19:17	16887-00-6	
Fluoride	**0.25**	mg/L	0.10	0.050	1		05/17/25 17:15	16984-48-8	
Sulfate	**202**	mg/L	5.0	2.5	5		05/17/25 19:17	14808-79-8	
WC 6020B MET ICPMS	Analytical Method: EPA 6020B Preparation Method: EPA 3005A Pace Analytical Services - West Columbia								
Antimony	ND	mg/L	0.030	0.0050	10	05/23/25 12:48	06/03/25 17:16	7440-36-0	
Arsenic	ND	mg/L	0.050	0.012	10	05/23/25 12:48	06/03/25 17:16	7440-38-2	
Barium	ND	mg/L	0.050	0.012	10	05/23/25 12:48	06/03/25 17:16	7440-39-3	
Beryllium	ND	mg/L	0.0050	0.0015	10	05/23/25 12:48	06/03/25 17:16	7440-41-7	
Boron	**1.5**	mg/L	0.40	0.062	10	05/23/25 12:48	06/03/25 17:16	7440-42-8	
Cadmium	ND	mg/L	0.0050	0.0012	10	05/23/25 12:48	06/03/25 17:16	7440-43-9	
Calcium	**42.6**	mg/L	10.0	1.0	10	05/23/25 12:48	06/04/25 11:29	7440-70-2	
Chromium	ND	mg/L	0.050	0.012	10	05/23/25 12:48	06/03/25 17:16	7440-47-3	
Cobalt	ND	mg/L	0.0050	0.0012	1	05/23/25 12:48	06/11/25 18:29	7440-48-4	
Lead	ND	mg/L	0.010	0.0025	10	05/23/25 12:48	06/03/25 17:16	7439-92-1	
Molybdenum	ND	mg/L	0.10	0.025	10	05/23/25 12:48	06/03/25 17:16	7439-98-7	
Selenium	ND	mg/L	0.050	0.012	10	05/23/25 12:48	06/04/25 11:29	7782-49-2	
Thallium	ND	mg/L	0.010	0.0015	10	05/23/25 12:48	06/03/25 17:16	7440-28-0	
WCOL 7470 Mercury	Analytical Method: EPA 7470A Preparation Method: EPA 7470A Pace Analytical Services - West Columbia								
Mercury	**0.000097J**	mg/L	0.00020	0.000091	1	05/30/25 17:18	05/30/25 20:56	7439-97-6	

This report shall not be reproduced, except in full,
without the written consent of Pace Analytical Services, LLC.

Pace Analytical Services, LLC
9800 Kincey Ave. Suite 100
Huntersville, NC 28078
(704)875-9092

ANALYTICAL RESULTS

Project: Bowen AP-1 CA Week 3
Pace Project No.: 92797266

Sample: BOW-PT-04 **Lab ID: 92797266002** Collected: 05/16/25 11:50 Received: 05/16/25 15:37 Matrix: Water

Parameters	Results	Units	Report Limit	MDL	DF	Prepared	Analyzed	CAS No.	Qual
Metals (ICPMS) 6020B	Analytical Method: EPA 6020B Preparation Method: 3015								
	Pace National - Mt. Juliet								
Lithium	**0.00810J**	mg/L	0.0300	0.000600	1	05/28/25 13:38	05/30/25 22:44	7439-93-2	J
2320B Alkalinity	Analytical Method: SM 2320B-2011								
	Pace Analytical Services - Asheville								
Alkalinity,Bicarbonate (CaCO3)	**785**	mg/L	5.0	5.0	1		05/27/25 19:05		
Alkalinity,Carbonate (CaCO3)	ND	mg/L	5.0	5.0	1		05/27/25 19:05		
Alkalinity, Total as CaCO3	**785**	mg/L	5.0	5.0	1		05/27/25 19:05		
2540C Total Dissolved Solids	Analytical Method: SM 2540C-2015								
	Pace Analytical Services - Asheville								
Total Dissolved Solids	**1740**	mg/L	125	125	1		05/21/25 10:15		
300.0 IC Anions 28 Days	Analytical Method: EPA 300.0 Rev 2.1 1993								
	Pace Analytical Services - Asheville								
Chloride	**257**	mg/L	7.0	4.2	7		05/17/25 19:33	16887-00-6	
Fluoride	**0.23**	mg/L	0.10	0.050	1		05/17/25 17:31	16984-48-8	
Sulfate	**242**	mg/L	7.0	3.5	7		05/17/25 19:33	14808-79-8	
WC 6020B MET ICPMS	Analytical Method: EPA 6020B Preparation Method: EPA 3005A								
	Pace Analytical Services - West Columbia								
Antimony	ND	mg/L	0.030	0.0050	10	05/23/25 12:48	06/03/25 17:26	7440-36-0	
Arsenic	ND	mg/L	0.050	0.012	10	05/23/25 12:48	06/03/25 17:26	7440-38-2	
Barium	**0.067**	mg/L	0.050	0.012	10	05/23/25 12:48	06/03/25 17:26	7440-39-3	
Beryllium	ND	mg/L	0.0050	0.0015	10	05/23/25 12:48	06/03/25 17:26	7440-41-7	
Boron	**9.7**	mg/L	2.0	0.31	50	05/23/25 12:48	06/04/25 13:36	7440-42-8	
Cadmium	ND	mg/L	0.0050	0.0012	10	05/23/25 12:48	06/03/25 17:26	7440-43-9	
Calcium	**138**	mg/L	10.0	1.0	10	05/23/25 12:48	06/04/25 11:38	7440-70-2	
Chromium	ND	mg/L	0.050	0.012	10	05/23/25 12:48	06/03/25 17:26	7440-47-3	
Cobalt	**0.0053**	mg/L	0.0050	0.0012	1	05/23/25 12:48	06/11/25 18:39	7440-48-4	
Lead	ND	mg/L	0.010	0.0025	10	05/23/25 12:48	06/03/25 17:26	7439-92-1	
Molybdenum	**0.050J**	mg/L	0.10	0.025	10	05/23/25 12:48	06/03/25 17:26	7439-98-7	
Selenium	ND	mg/L	0.050	0.012	10	05/23/25 12:48	06/04/25 11:38	7782-49-2	
Thallium	ND	mg/L	0.010	0.0015	10	05/23/25 12:48	06/03/25 17:26	7440-28-0	
WCOL 7470 Mercury	Analytical Method: EPA 7470A Preparation Method: EPA 7470A								
	Pace Analytical Services - West Columbia								
Mercury	ND	mg/L	0.00020	0.000091	1	05/30/25 17:18	05/30/25 20:58	7439-97-6	

This report shall not be reproduced, except in full,
without the written consent of Pace Analytical Services, LLC.

Pace Analytical Services, LLC
9800 Kincey Ave. Suite 100
Huntersville, NC 28078
(704)875-9092

ANALYTICAL RESULTS

Project: Bowen AP-1 CA Week 3
Pace Project No.: 92797266

Sample: BOW-PT-05 **Lab ID: 92797266003** Collected: 05/15/25 12:53 Received: 05/16/25 15:37 Matrix: Water

Parameters	Results	Units	Report Limit	MDL	DF	Prepared	Analyzed	CAS No.	Qual
Metals (ICPMS) 6020B	Analytical Method: EPA 6020B Preparation Method: 3015 Pace National - Mt. Juliet								
Lithium	**0.00629J**	mg/L	0.0300	0.000600	1	05/28/25 13:38	05/30/25 22:47	7439-93-2	J
2320B Alkalinity	Analytical Method: SM 2320B-2011 Pace Analytical Services - Asheville								
Alkalinity,Bicarbonate (CaCO3)	**263**	mg/L	5.0	5.0	1		05/27/25 16:05		
Alkalinity,Carbonate (CaCO3)	ND	mg/L	5.0	5.0	1		05/27/25 16:05		
Alkalinity, Total as CaCO3	**263**	mg/L	5.0	5.0	1		05/27/25 16:05		
2540C Total Dissolved Solids	Analytical Method: SM 2540C-2015 Pace Analytical Services - Asheville								
Total Dissolved Solids	**1170**	mg/L	125	125	1		05/21/25 10:13		
300.0 IC Anions 28 Days	Analytical Method: EPA 300.0 Rev 2.1 1993 Pace Analytical Services - Asheville								
Chloride	**257**	mg/L	6.0	3.6	6		05/17/25 20:18	16887-00-6	
Fluoride	**0.19**	mg/L	0.10	0.050	1		05/17/25 17:46	16984-48-8	
Sulfate	**231**	mg/L	6.0	3.0	6		05/17/25 20:18	14808-79-8	
WC 6020B MET ICPMS	Analytical Method: EPA 6020B Preparation Method: EPA 3005A Pace Analytical Services - West Columbia								
Antimony	ND	mg/L	0.030	0.0050	10	05/23/25 12:48	06/03/25 17:35	7440-36-0	
Arsenic	ND	mg/L	0.050	0.012	10	05/23/25 12:48	06/03/25 17:35	7440-38-2	
Barium	**0.055**	mg/L	0.050	0.012	10	05/23/25 12:48	06/03/25 17:35	7440-39-3	
Beryllium	ND	mg/L	0.0050	0.0015	10	05/23/25 12:48	06/03/25 17:35	7440-41-7	
Boron	**8.5**	mg/L	2.0	0.31	50	05/23/25 12:48	06/04/25 13:45	7440-42-8	
Cadmium	ND	mg/L	0.0050	0.0012	10	05/23/25 12:48	06/03/25 17:35	7440-43-9	
Calcium	**249**	mg/L	10.0	1.0	10	05/23/25 12:48	06/04/25 11:47	7440-70-2	
Chromium	ND	mg/L	0.050	0.012	10	05/23/25 12:48	06/03/25 17:35	7440-47-3	
Cobalt	**0.0055**	mg/L	0.0050	0.0012	1	05/23/25 12:48	06/11/25 18:48	7440-48-4	
Lead	ND	mg/L	0.010	0.0025	10	05/23/25 12:48	06/03/25 17:35	7439-92-1	
Molybdenum	ND	mg/L	0.10	0.025	10	05/23/25 12:48	06/03/25 17:35	7439-98-7	
Selenium	ND	mg/L	0.050	0.012	10	05/23/25 12:48	06/04/25 11:47	7782-49-2	
Thallium	ND	mg/L	0.010	0.0015	10	05/23/25 12:48	06/03/25 17:35	7440-28-0	
WCOL 7470 Mercury	Analytical Method: EPA 7470A Preparation Method: EPA 7470A Pace Analytical Services - West Columbia								
Mercury	ND	mg/L	0.00020	0.000091	1	05/30/25 17:18	05/30/25 21:01	7439-97-6	

This report shall not be reproduced, except in full,
without the written consent of Pace Analytical Services, LLC.

Pace Analytical Services, LLC
9800 Kincey Ave. Suite 100
Huntersville, NC 28078
(704)875-9092

ANALYTICAL RESULTS

Project: Bowen AP-1 CA Week 3
Pace Project No.: 92797266

Sample: BOW-PT-06 **Lab ID: 92797266004** Collected: 05/15/25 14:56 Received: 05/16/25 15:37 Matrix: Water

Parameters	Results	Units	Report Limit	MDL	DF	Prepared	Analyzed	CAS No.	Qual
Metals (ICPMS) 6020B	Analytical Method: EPA 6020B Preparation Method: 3015								
	Pace National - Mt. Juliet								
Lithium	**0.00597J**	mg/L	0.0300	0.000600	1	05/28/25 13:38	05/30/25 22:50	7439-93-2	J
2320B Alkalinity	Analytical Method: SM 2320B-2011								
	Pace Analytical Services - Asheville								
Alkalinity,Bicarbonate (CaCO3)	**242**	mg/L	5.0	5.0	1		05/27/25 16:13		
Alkalinity,Carbonate (CaCO3)	ND	mg/L	5.0	5.0	1		05/27/25 16:13		
Alkalinity, Total as CaCO3	**242**	mg/L	5.0	5.0	1		05/27/25 16:13		
2540C Total Dissolved Solids	Analytical Method: SM 2540C-2015								
	Pace Analytical Services - Asheville								
Total Dissolved Solids	**1760**	mg/L	125	125	1		05/21/25 10:13		
300.0 IC Anions 28 Days	Analytical Method: EPA 300.0 Rev 2.1 1993								
	Pace Analytical Services - Asheville								
Chloride	**359**	mg/L	9.0	5.4	9		05/17/25 20:33	16887-00-6	
Fluoride	**0.13**	mg/L	0.10	0.050	1		05/17/25 18:01	16984-48-8	
Sulfate	**262**	mg/L	9.0	4.5	9		05/17/25 20:33	14808-79-8	
WC 6020B MET ICPMS	Analytical Method: EPA 6020B Preparation Method: EPA 3005A								
	Pace Analytical Services - West Columbia								
Antimony	ND	mg/L	0.030	0.0050	10	05/23/25 12:48	06/03/25 17:44	7440-36-0	
Arsenic	ND	mg/L	0.050	0.012	10	05/23/25 12:48	06/03/25 17:44	7440-38-2	
Barium	**0.087**	mg/L	0.050	0.012	10	05/23/25 12:48	06/03/25 17:44	7440-39-3	
Beryllium	ND	mg/L	0.0050	0.0015	10	05/23/25 12:48	06/03/25 17:44	7440-41-7	
Boron	**9.8**	mg/L	2.0	0.31	50	05/23/25 12:48	06/04/25 13:54	7440-42-8	
Cadmium	ND	mg/L	0.0050	0.0012	10	05/23/25 12:48	06/03/25 17:44	7440-43-9	
Calcium	**298**	mg/L	50.0	5.0	50	05/23/25 12:48	06/04/25 13:54	7440-70-2	
Chromium	ND	mg/L	0.050	0.012	10	05/23/25 12:48	06/03/25 17:44	7440-47-3	
Cobalt	**0.0026J**	mg/L	0.0050	0.0012	1	05/23/25 12:48	06/11/25 18:57	7440-48-4	
Lead	ND	mg/L	0.010	0.0025	10	05/23/25 12:48	06/03/25 17:44	7439-92-1	
Molybdenum	ND	mg/L	0.10	0.025	10	05/23/25 12:48	06/03/25 17:44	7439-98-7	
Selenium	ND	mg/L	0.050	0.012	10	05/23/25 12:48	06/04/25 11:56	7782-49-2	
Thallium	ND	mg/L	0.010	0.0015	10	05/23/25 12:48	06/03/25 17:44	7440-28-0	
WCOL 7470 Mercury	Analytical Method: EPA 7470A Preparation Method: EPA 7470A								
	Pace Analytical Services - West Columbia								
Mercury	ND	mg/L	0.00020	0.000091	1	05/30/25 17:18	05/30/25 21:14	7439-97-6	

This report shall not be reproduced, except in full,
without the written consent of Pace Analytical Services, LLC.

Pace Analytical Services, LLC
9800 Kincey Ave. Suite 100
Huntersville, NC 28078
(704)875-9092

ANALYTICAL RESULTS

Project: Bowen AP-1 CA Week 3
Pace Project No.: 92797266

Sample: BOW-INW-01 **Lab ID: 92797266005** Collected: 05/16/25 10:55 Received: 05/16/25 15:37 Matrix: Water

Parameters	Results	Units	Report Limit	MDL	DF	Prepared	Analyzed	CAS No.	Qual
Metals (ICPMS) 6020B	Analytical Method: EPA 6020B Preparation Method: 3015								
	Pace National - Mt. Juliet								
Lithium	**0.0111J**	mg/L	0.0300	0.000600	1	05/27/25 18:09	05/29/25 18:58	7439-93-2	J
2320B Alkalinity	Analytical Method: SM 2320B-2011								
	Pace Analytical Services - Asheville								
Alkalinity,Bicarbonate (CaCO3)	**576**	mg/L	5.0	5.0	1		05/27/25 19:14		
Alkalinity,Carbonate (CaCO3)	ND	mg/L	5.0	5.0	1		05/27/25 19:14		
Alkalinity, Total as CaCO3	**576**	mg/L	5.0	5.0	1		05/27/25 19:14		M1
2540C Total Dissolved Solids	Analytical Method: SM 2540C-2015								
	Pace Analytical Services - Asheville								
Total Dissolved Solids	**1810**	mg/L	125	125	1		05/21/25 10:15		
300.0 IC Anions 28 Days	Analytical Method: EPA 300.0 Rev 2.1 1993								
	Pace Analytical Services - Asheville								
Chloride	**305**	mg/L	8.0	4.8	8		05/17/25 20:48	16887-00-6	
Fluoride	**0.31**	mg/L	0.10	0.050	1		05/17/25 18:17	16984-48-8	
Sulfate	**266**	mg/L	8.0	4.0	8		05/17/25 20:48	14808-79-8	
WC 6020B MET ICPMS	Analytical Method: EPA 6020B Preparation Method: EPA 3005A								
	Pace Analytical Services - West Columbia								
Antimony	ND	mg/L	0.030	0.0050	10	05/23/25 12:48	06/03/25 18:02	7440-36-0	
Arsenic	ND	mg/L	0.050	0.012	10	05/23/25 12:48	06/03/25 18:02	7440-38-2	
Barium	**0.10**	mg/L	0.050	0.012	10	05/23/25 12:48	06/03/25 18:02	7440-39-3	
Beryllium	ND	mg/L	0.0050	0.0015	10	05/23/25 12:48	06/03/25 18:02	7440-41-7	
Boron	**10.3**	mg/L	2.0	0.31	50	05/23/25 12:48	06/04/25 14:03	7440-42-8	M1
Cadmium	ND	mg/L	0.0050	0.0012	10	05/23/25 12:48	06/03/25 18:02	7440-43-9	
Calcium	**247**	mg/L	10.0	1.0	10	05/23/25 12:48	06/04/25 12:05	7440-70-2	M1
Chromium	ND	mg/L	0.050	0.012	10	05/23/25 12:48	06/03/25 18:02	7440-47-3	
Cobalt	**0.0015J**	mg/L	0.0050	0.0012	1	05/23/25 12:48	06/11/25 19:06	7440-48-4	
Lead	ND	mg/L	0.010	0.0025	10	05/23/25 12:48	06/03/25 18:02	7439-92-1	
Molybdenum	**0.087J**	mg/L	0.10	0.025	10	05/23/25 12:48	06/03/25 18:02	7439-98-7	
Selenium	ND	mg/L	0.050	0.012	10	05/23/25 12:48	06/04/25 12:05	7782-49-2	
Thallium	ND	mg/L	0.010	0.0015	10	05/23/25 12:48	06/03/25 18:02	7440-28-0	
WCOL 7470 Mercury	Analytical Method: EPA 7470A Preparation Method: EPA 7470A								
	Pace Analytical Services - West Columbia								
Mercury	ND	mg/L	0.00020	0.000091	1	05/30/25 17:18	05/30/25 21:16	7439-97-6	

This report shall not be reproduced, except in full,
without the written consent of Pace Analytical Services, LLC.

Pace Analytical Services, LLC
9800 Kincey Ave. Suite 100
Huntersville, NC 28078
(704)875-9092

ANALYTICAL RESULTS

Project: Bowen AP-1 CA Week 3
Pace Project No.: 92797266

Sample: BOW-AP1-FD-01 **Lab ID: 92797266006** Collected: 05/15/25 00:00 Received: 05/16/25 15:37 Matrix: Water

Parameters	Results	Units	Report Limit	MDL	DF	Prepared	Analyzed	CAS No.	Qual
Metals (ICPMS) 6020B	Analytical Method: EPA 6020B Preparation Method: 3015 Pace National - Mt. Juliet								
Lithium	**0.00921J**	mg/L	0.0300	0.000600	1	05/27/25 18:09	05/29/25 19:01	7439-93-2	J
2320B Alkalinity	Analytical Method: SM 2320B-2011 Pace Analytical Services - Asheville								
Alkalinity,Bicarbonate (CaCO3)	**351**	mg/L	5.0	5.0	1		05/27/25 16:21		
Alkalinity,Carbonate (CaCO3)	ND	mg/L	5.0	5.0	1		05/27/25 16:21		
Alkalinity, Total as CaCO3	**351**	mg/L	5.0	5.0	1		05/27/25 16:21		M1
2540C Total Dissolved Solids	Analytical Method: SM 2540C-2015 Pace Analytical Services - Asheville								
Total Dissolved Solids	**1180**	mg/L	50.0	50.0	1		05/21/25 10:13		
300.0 IC Anions 28 Days	Analytical Method: EPA 300.0 Rev 2.1 1993 Pace Analytical Services - Asheville								
Chloride	**211**	mg/L	5.0	3.0	5		05/17/25 21:03	16887-00-6	
Fluoride	**0.26**	mg/L	0.10	0.050	1		05/17/25 18:32	16984-48-8	
Sulfate	**202**	mg/L	5.0	2.5	5		05/17/25 21:03	14808-79-8	
WC 6020B MET ICPMS	Analytical Method: EPA 6020B Preparation Method: EPA 3005A Pace Analytical Services - West Columbia								
Antimony	**0.0017J**	mg/L	0.0030	0.00050	1	05/23/25 12:48	06/04/25 13:08	7440-36-0	
Arsenic	ND	mg/L	0.0050	0.0012	1	05/23/25 12:48	06/04/25 13:08	7440-38-2	
Barium	**0.054**	mg/L	0.0050	0.0012	1	05/23/25 12:48	06/04/25 13:08	7440-39-3	
Beryllium	ND	mg/L	0.00050	0.00015	1	05/23/25 12:48	06/04/25 13:08	7440-41-7	
Boron	**8.4**	mg/L	4.0	0.62	100	05/23/25 12:48	06/04/25 17:58	7440-42-8	
Cadmium	**0.00013J**	mg/L	0.00050	0.00012	1	05/23/25 12:48	06/04/25 13:08	7440-43-9	
Calcium	**184**	mg/L	10.0	1.0	10	05/23/25 12:48	06/04/25 18:08	7440-70-2	
Chromium	ND	mg/L	0.0050	0.0012	1	05/23/25 12:48	06/04/25 13:08	7440-47-3	
Cobalt	ND	mg/L	0.0050	0.0012	1	05/23/25 12:48	06/11/25 19:51	7440-48-4	
Lead	ND	mg/L	0.0010	0.00025	1	05/23/25 12:48	06/04/25 13:08	7439-92-1	
Molybdenum	**0.048**	mg/L	0.010	0.0025	1	05/23/25 12:48	06/04/25 13:08	7439-98-7	
Selenium	**0.0026J**	mg/L	0.0050	0.0012	1	05/23/25 12:48	06/04/25 13:08	7782-49-2	
Thallium	**0.00051J**	mg/L	0.0010	0.00015	1	05/23/25 12:48	06/04/25 13:08	7440-28-0	B
WCOL 7470 Mercury	Analytical Method: EPA 7470A Preparation Method: EPA 7470A Pace Analytical Services - West Columbia								
Mercury	ND	mg/L	0.00020	0.000091	1	05/30/25 17:18	05/30/25 21:19	7439-97-6	

This report shall not be reproduced, except in full,
without the written consent of Pace Analytical Services, LLC.

Pace Analytical Services, LLC
9800 Kincey Ave. Suite 100
Huntersville, NC 28078
(704)875-9092

ANALYTICAL RESULTS

Project: Bowen AP-1 CA Week 3
Pace Project No.: 92797266

Sample: BOW-AP1-FB-01 **Lab ID: 92797266007** Collected: 05/15/25 16:05 Received: 05/16/25 15:37 Matrix: Water

Parameters	Results	Units	Report Limit	MDL	DF	Prepared	Analyzed	CAS No.	Qual
Metals (ICPMS) 6020B	Analytical Method: EPA 6020B Preparation Method: 3015								
	Pace National - Mt. Juliet								
Lithium	ND	mg/L	0.0300	0.000600	1	05/27/25 18:09	05/29/25 19:05	7439-93-2	
2320B Alkalinity	Analytical Method: SM 2320B-2011								
	Pace Analytical Services - Asheville								
Alkalinity,Bicarbonate (CaCO3)	ND	mg/L	5.0	5.0	1		05/23/25 15:14		
Alkalinity,Carbonate (CaCO3)	ND	mg/L	5.0	5.0	1		05/23/25 15:14		
Alkalinity, Total as CaCO3	ND	mg/L	5.0	5.0	1		05/23/25 15:14		
2540C Total Dissolved Solids	Analytical Method: SM 2540C-2015								
	Pace Analytical Services - Asheville								
Total Dissolved Solids	ND	mg/L	25.0	25.0	1		05/21/25 10:15		
300.0 IC Anions 28 Days	Analytical Method: EPA 300.0 Rev 2.1 1993								
	Pace Analytical Services - Asheville								
Chloride	ND	mg/L	1.0	0.60	1		05/17/25 11:38	16887-00-6	
Fluoride	ND	mg/L	0.10	0.050	1		05/17/25 11:38	16984-48-8	
Sulfate	ND	mg/L	1.0	0.50	1		05/17/25 11:38	14808-79-8	
WC 6020B MET ICPMS	Analytical Method: EPA 6020B Preparation Method: EPA 3005A								
	Pace Analytical Services - West Columbia								
Antimony	ND	mg/L	0.0030	0.00050	1	05/23/25 12:48	06/03/25 21:31	7440-36-0	
Arsenic	ND	mg/L	0.0050	0.0012	1	05/23/25 12:48	06/03/25 21:31	7440-38-2	
Barium	ND	mg/L	0.0050	0.0012	1	05/23/25 12:48	06/03/25 21:31	7440-39-3	
Beryllium	ND	mg/L	0.00050	0.00015	1	05/23/25 12:48	06/03/25 21:31	7440-41-7	
Boron	ND	mg/L	0.040	0.0062	1	05/23/25 12:48	06/03/25 21:31	7440-42-8	
Cadmium	ND	mg/L	0.00050	0.00012	1	05/23/25 12:48	06/03/25 21:31	7440-43-9	
Calcium	ND	mg/L	1.0	0.10	1	05/23/25 12:48	06/04/25 13:18	7440-70-2	
Chromium	ND	mg/L	0.0050	0.0012	1	05/23/25 12:48	06/03/25 21:31	7440-47-3	
Cobalt	ND	mg/L	0.0050	0.0012	1	05/23/25 12:48	06/11/25 20:18	7440-48-4	
Lead	ND	mg/L	0.0010	0.00025	1	05/23/25 12:48	06/03/25 21:31	7439-92-1	
Molybdenum	ND	mg/L	0.010	0.0025	1	05/23/25 12:48	06/03/25 21:31	7439-98-7	
Selenium	ND	mg/L	0.0050	0.0012	1	05/23/25 12:48	06/04/25 13:18	7782-49-2	
Thallium	ND	mg/L	0.0010	0.00015	1	05/23/25 12:48	06/03/25 21:31	7440-28-0	
WCOL 7470 Mercury	Analytical Method: EPA 7470A Preparation Method: EPA 7470A								
	Pace Analytical Services - West Columbia								
Mercury	ND	mg/L	0.00020	0.000091	1	05/30/25 17:18	05/30/25 21:21	7439-97-6	

This report shall not be reproduced, except in full,
without the written consent of Pace Analytical Services, LLC.

Pace Analytical Services, LLC
9800 Kincey Ave. Suite 100
Huntersville, NC 28078
(704)875-9092

ANALYTICAL RESULTS

Project: Bowen AP-1 CA Week 3
Pace Project No.: 92797266

Sample: BOW-AP1-EB-01 **Lab ID: 92797266008** Collected: 05/15/25 16:11 Received: 05/16/25 15:37 Matrix: Water

Parameters	Results	Units	Report Limit	MDL	DF	Prepared	Analyzed	CAS No.	Qual
Metals (ICPMS) 6020B	Analytical Method: EPA 6020B Preparation Method: 3015								
	Pace National - Mt. Juliet								
Lithium	ND	mg/L	0.0300	0.000600	1	05/27/25 18:09	05/29/25 19:08	7439-93-2	
2320B Alkalinity	Analytical Method: SM 2320B-2011								
	Pace Analytical Services - Asheville								
Alkalinity,Bicarbonate (CaCO3)	ND	mg/L	5.0	5.0	1		05/27/25 15:53		
Alkalinity,Carbonate (CaCO3)	ND	mg/L	5.0	5.0	1		05/27/25 15:53		
Alkalinity, Total as CaCO3	ND	mg/L	5.0	5.0	1		05/27/25 15:53		
2540C Total Dissolved Solids	Analytical Method: SM 2540C-2015								
	Pace Analytical Services - Asheville								
Total Dissolved Solids	ND	mg/L	25.0	25.0	1		05/21/25 10:15		
300.0 IC Anions 28 Days	Analytical Method: EPA 300.0 Rev 2.1 1993								
	Pace Analytical Services - Asheville								
Chloride	ND	mg/L	1.0	0.60	1		05/17/25 11:53	16887-00-6	
Fluoride	ND	mg/L	0.10	0.050	1		05/17/25 11:53	16984-48-8	
Sulfate	ND	mg/L	1.0	0.50	1		05/17/25 11:53	14808-79-8	
WC 6020B MET ICPMS	Analytical Method: EPA 6020B Preparation Method: EPA 3005A								
	Pace Analytical Services - West Columbia								
Antimony	ND	mg/L	0.0030	0.00050	1	05/23/25 12:48	06/03/25 21:40	7440-36-0	
Arsenic	ND	mg/L	0.0050	0.0012	1	05/23/25 12:48	06/03/25 21:40	7440-38-2	
Barium	ND	mg/L	0.0050	0.0012	1	05/23/25 12:48	06/03/25 21:40	7440-39-3	
Beryllium	ND	mg/L	0.00050	0.00015	1	05/23/25 12:48	06/03/25 21:40	7440-41-7	
Boron	ND	mg/L	0.040	0.0062	1	05/23/25 12:48	06/03/25 21:40	7440-42-8	
Cadmium	ND	mg/L	0.00050	0.00012	1	05/23/25 12:48	06/03/25 21:40	7440-43-9	
Calcium	ND	mg/L	1.0	0.10	1	05/23/25 12:48	06/04/25 13:27	7440-70-2	
Chromium	ND	mg/L	0.0050	0.0012	1	05/23/25 12:48	06/03/25 21:40	7440-47-3	
Cobalt	ND	mg/L	0.0050	0.0012	1	05/23/25 12:48	06/11/25 20:28	7440-48-4	
Lead	ND	mg/L	0.0010	0.00025	1	05/23/25 12:48	06/03/25 21:40	7439-92-1	
Molybdenum	ND	mg/L	0.010	0.0025	1	05/23/25 12:48	06/03/25 21:40	7439-98-7	
Selenium	ND	mg/L	0.0050	0.0012	1	05/23/25 12:48	06/04/25 13:27	7782-49-2	
Thallium	ND	mg/L	0.0010	0.00015	1	05/23/25 12:48	06/03/25 21:40	7440-28-0	
WCOL 7470 Mercury	Analytical Method: EPA 7470A Preparation Method: EPA 7470A								
	Pace Analytical Services - West Columbia								
Mercury	ND	mg/L	0.00020	0.000091	1	05/30/25 17:18	05/30/25 21:24	7439-97-6	

This report shall not be reproduced, except in full,
without the written consent of Pace Analytical Services, LLC.

Pace Analytical Services, LLC
9800 Kincey Ave. Suite 100
Huntersville, NC 28078
(704)875-9092

QUALITY CONTROL DATA

Project: Bowen AP-1 CA Week 3
Pace Project No.: 92797266

QC Batch: 2523697
QC Batch Method: 3015
Analysis Method: EPA 6020B
Analysis Description: Metals (ICPMS) 6020B
Laboratory: Pace National - Mt. Juliet
Associated Lab Samples: 92797266001, 92797266002, 92797266003, 92797266004

METHOD BLANK: R4223293-1 Matrix: Water
Associated Lab Samples: 92797266001, 92797266002, 92797266003, 92797266004

Parameter	Units	Blank Result	Reporting Limit	MDL	Analyzed	Qualifiers
Lithium	mg/L	ND	0.0300	0.000600	05/30/25 20:44	

LABORATORY CONTROL SAMPLE: R4223293-2

Parameter	Units	Spike Conc.	LCS Result	LCS % Rec	% Rec Limits	Qualifiers
Lithium	mg/L	0.0500	0.0536	107	80.0-120	

MATRIX SPIKE & MATRIX SPIKE DUPLICATE: R4223293-4 R4223293-5

Parameter	Units	L1860227-01 Result	MS Spike Conc.	MSD Spike Conc.	MS Result	MSD Result	MS % Rec	MSD % Rec	% Rec Limits	RPD	Max RPD	Qual
Lithium	mg/L	0.0639	0.0500	0.0500	0.114	0.112	101	95.5	75.0-125	2.36	20	

MATRIX SPIKE & MATRIX SPIKE DUPLICATE: R4223293-6 R4223293-7

Parameter	Units	L1860229-04 Result	MS Spike Conc.	MSD Spike Conc.	MS Result	MSD Result	MS % Rec	MSD % Rec	% Rec Limits	RPD	Max RPD	Qual
Lithium	mg/L	0.0635	0.0500	0.0500	0.109	0.115	91.0	103	75.0-125	5.49	20	

Results presented on this page are in the units indicated by the "Units" column except where an alternate unit is presented to the right of the result.

This report shall not be reproduced, except in full,
without the written consent of Pace Analytical Services, LLC.

Pace Analytical Services, LLC
9800 Kincey Ave. Suite 100
Huntersville, NC 28078
(704)875-9092

QUALITY CONTROL DATA

Project: Bowen AP-1 CA Week 3
Pace Project No.: 92797266

QC Batch: 2523698
QC Batch Method: 3015
Analysis Method: EPA 6020B
Analysis Description: Metals (ICPMS) 6020B
Laboratory: Pace National - Mt. Juliet
Associated Lab Samples: 92797266005, 92797266006, 92797266007, 92797266008

METHOD BLANK: R4222719-1 Matrix: Water
Associated Lab Samples: 92797266005, 92797266006, 92797266007, 92797266008

Parameter	Units	Blank Result	Reporting Limit	MDL	Analyzed	Qualifiers
Lithium	mg/L	ND	0.0300	0.000600	05/29/25 18:40	

LABORATORY CONTROL SAMPLE: R4222719-2

Parameter	Units	Spike Conc.	LCS Result	LCS % Rec	% Rec Limits	Qualifiers
Lithium	mg/L	0.0500	0.0518	104	80.0-120	

MATRIX SPIKE & MATRIX SPIKE DUPLICATE: R4222719-4 R4222719-5

Parameter	Units	L1860287-01 Result	MS Spike Conc.	MSD Spike Conc.	MS Result	MSD Result	MS % Rec	MSD % Rec	% Rec Limits	RPD	Max RPD	Qual
Lithium	mg/L	0.00223	0.0500	0.0500	0.0546	0.0540	105	103	75.0-125	1.11	20	

Results presented on this page are in the units indicated by the "Units" column except where an alternate unit is presented to the right of the result.

REPORT OF LABORATORY ANALYSIS

This report shall not be reproduced, except in full,
without the written consent of Pace Analytical Services, LLC.

Pace Analytical Services, LLC
9800 Kincey Ave. Suite 100
Huntersville, NC 28078
(704)875-9092

QUALITY CONTROL DATA

Project: Bowen AP-1 CA Week 3
Pace Project No.: 92797266

QC Batch: 937509
QC Batch Method: SM 2320B-2011
Analysis Method: SM 2320B-2011
Analysis Description: 2320B Alkalinity
Laboratory: Pace Analytical Services - Asheville
Associated Lab Samples: 92797266007

METHOD BLANK: 4818129 Matrix: Water
Associated Lab Samples: 92797266007

Parameter	Units	Blank Result	Reporting Limit	MDL	Analyzed	Qualifiers
Alkalinity, Total as CaCO3	mg/L	ND	5.0	5.0	05/23/25 12:56	
Alkalinity,Bicarbonate (CaCO3)	mg/L	ND	5.0	5.0	05/23/25 12:56	
Alkalinity,Carbonate (CaCO3)	mg/L	ND	5.0	5.0	05/23/25 12:56	

LABORATORY CONTROL SAMPLE: 4818130

Parameter	Units	Spike Conc.	LCS Result	LCS % Rec	% Rec Limits	Qualifiers
Alkalinity, Total as CaCO3	mg/L	50	51.2	102	80-120	

LABORATORY CONTROL SAMPLE: 4818131

Parameter	Units	Spike Conc.	LCS Result	LCS % Rec	% Rec Limits	Qualifiers
Alkalinity, Total as CaCO3	mg/L	50	51.9	104	80-120	

MATRIX SPIKE & MATRIX SPIKE DUPLICATE: 4818132 4818133

Parameter	Units	92796638002 Result	MS Spike Conc.	MSD Spike Conc.	MS Result	MSD Result	MS % Rec	MSD % Rec	% Rec Limits	RPD	Max RPD	Qual
Alkalinity, Total as CaCO3	mg/L	8170	50	50	8250	8270	167	200	80-120	0	25	M1

MATRIX SPIKE & MATRIX SPIKE DUPLICATE: 4818134 4818135

Parameter	Units	92796566006 Result	MS Spike Conc.	MSD Spike Conc.	MS Result	MSD Result	MS % Rec	MSD % Rec	% Rec Limits	RPD	Max RPD	Qual
Alkalinity, Total as CaCO3	mg/L	16900	50	50	17100	17000	333	267	80-120	0	25	M1

Results presented on this page are in the units indicated by the "Units" column except where an alternate unit is presented to the right of the result.

REPORT OF LABORATORY ANALYSIS

This report shall not be reproduced, except in full,
without the written consent of Pace Analytical Services, LLC.

Pace Analytical Services, LLC
9800 Kincey Ave. Suite 100
Huntersville, NC 28078
(704)875-9092

QUALITY CONTROL DATA

Project: Bowen AP-1 CA Week 3
Pace Project No.: 92797266

QC Batch: 937757
QC Batch Method: SM 2320B-2011
Analysis Method: SM 2320B-2011
Analysis Description: 2320B Alkalinity
Laboratory: Pace Analytical Services - Asheville
Associated Lab Samples: 92797266001, 92797266003, 92797266004, 92797266006, 92797266008

METHOD BLANK: 4819745 Matrix: Water
Associated Lab Samples: 92797266001, 92797266003, 92797266004, 92797266006, 92797266008

Parameter	Units	Blank Result	Reporting Limit	MDL	Analyzed	Qualifiers
Alkalinity, Total as CaCO3	mg/L	ND	5.0	5.0	05/27/25 13:01	
Alkalinity,Bicarbonate (CaCO3)	mg/L	ND	5.0	5.0	05/27/25 13:01	
Alkalinity,Carbonate (CaCO3)	mg/L	ND	5.0	5.0	05/27/25 13:01	

LABORATORY CONTROL SAMPLE: 4819746

Parameter	Units	Spike Conc.	LCS Result	LCS % Rec	% Rec Limits	Qualifiers
Alkalinity, Total as CaCO3	mg/L	50	51.6	103	80-120	

LABORATORY CONTROL SAMPLE: 4819747

Parameter	Units	Spike Conc.	LCS Result	LCS % Rec	% Rec Limits	Qualifiers
Alkalinity, Total as CaCO3	mg/L	50	51.4	103	80-120	

MATRIX SPIKE & MATRIX SPIKE DUPLICATE: 4819748 4819749

Parameter	Units	92796904004 Result	MS Spike Conc.	MSD Spike Conc.	MS Result	MSD Result	MS % Rec	MSD % Rec	% Rec Limits	RPD	Max RPD	Qual
Alkalinity, Total as CaCO3	mg/L	6400	50	50	6460	6460	135	135	80-120	0	25	M1

MATRIX SPIKE & MATRIX SPIKE DUPLICATE: 4819750 4819751

Parameter	Units	92797266006 Result	MS Spike Conc.	MSD Spike Conc.	MS Result	MSD Result	MS % Rec	MSD % Rec	% Rec Limits	RPD	Max RPD	Qual
Alkalinity, Total as CaCO3	mg/L	351	50	50	382	384	62	65	80-120	0	25	M1

Results presented on this page are in the units indicated by the "Units" column except where an alternate unit is presented to the right of the result.

This report shall not be reproduced, except in full,
without the written consent of Pace Analytical Services, LLC.

Pace Analytical Services, LLC
9800 Kincey Ave. Suite 100
Huntersville, NC 28078
(704)875-9092

QUALITY CONTROL DATA

Project: Bowen AP-1 CA Week 3
Pace Project No.: 92797266

QC Batch: 937916
QC Batch Method: SM 2320B-2011
Analysis Method: SM 2320B-2011
Analysis Description: 2320B Alkalinity
Laboratory: Pace Analytical Services - Asheville
Associated Lab Samples: 92797266002, 92797266005

METHOD BLANK: 4820400 Matrix: Water
Associated Lab Samples: 92797266002, 92797266005

Parameter	Units	Blank Result	Reporting Limit	MDL	Analyzed	Qualifiers
Alkalinity, Total as CaCO3	mg/L	ND	5.0	5.0	05/27/25 16:37	
Alkalinity,Bicarbonate (CaCO3)	mg/L	ND	5.0	5.0	05/27/25 16:37	
Alkalinity,Carbonate (CaCO3)	mg/L	ND	5.0	5.0	05/27/25 16:37	

LABORATORY CONTROL SAMPLE: 4820401

Parameter	Units	Spike Conc.	LCS Result	LCS % Rec	% Rec Limits	Qualifiers
Alkalinity, Total as CaCO3	mg/L	50	50.9	102	80-120	

LABORATORY CONTROL SAMPLE: 4820402

Parameter	Units	Spike Conc.	LCS Result	LCS % Rec	% Rec Limits	Qualifiers
Alkalinity, Total as CaCO3	mg/L	50	51.7	103	80-120	

MATRIX SPIKE & MATRIX SPIKE DUPLICATE: 4820403 4820404

Parameter	Units	92797266005 Result	MS Spike Conc.	MSD Spike Conc.	MS Result	MSD Result	MS % Rec	MSD % Rec	% Rec Limits	RPD	Max RPD	Qual
Alkalinity, Total as CaCO3	mg/L	576	50	50	628	653	103	153	80-120	4	25	M1

MATRIX SPIKE & MATRIX SPIKE DUPLICATE: 4820405 4820406

Parameter	Units	92797609001 Result	MS Spike Conc.	MSD Spike Conc.	MS Result	MSD Result	MS % Rec	MSD % Rec	% Rec Limits	RPD	Max RPD	Qual
Alkalinity, Total as CaCO3	mg/L	399	50	50	441	449	84	100	80-120	2	25	

Results presented on this page are in the units indicated by the "Units" column except where an alternate unit is presented to the right of the result.

REPORT OF LABORATORY ANALYSIS

This report shall not be reproduced, except in full,
without the written consent of Pace Analytical Services, LLC.

Pace Analytical Services, LLC
9800 Kincey Ave. Suite 100
Huntersville, NC 28078
(704)875-9092

QUALITY CONTROL DATA

Project: Bowen AP-1 CA Week 3
Pace Project No.: 92797266

QC Batch: 936776
QC Batch Method: SM 2540C-2015
Analysis Method: SM 2540C-2015
Analysis Description: 2540C Total Dissolved Solids
Laboratory: Pace Analytical Services - Asheville
Associated Lab Samples: 92797266001, 92797266002, 92797266003, 92797266004, 92797266005, 92797266006, 92797266007, 92797266008

METHOD BLANK: 4814223
Matrix: Water
Associated Lab Samples: 92797266001, 92797266002, 92797266003, 92797266004, 92797266005, 92797266006, 92797266007, 92797266008

Parameter	Units	Blank Result	Reporting Limit	MDL	Analyzed	Qualifiers
Total Dissolved Solids	mg/L	ND	25.0	25.0	05/21/25 10:12	

LABORATORY CONTROL SAMPLE: 4814224

Parameter	Units	Spike Conc.	LCS Result	LCS % Rec	% Rec Limits	Qualifiers
Total Dissolved Solids	mg/L	250	248	99	90-110	

SAMPLE DUPLICATE: 4814225

Parameter	Units	92797142001 Result	Dup Result	RPD	Max RPD	Qualifiers
Total Dissolved Solids	mg/L	31000	30500	2	25	

SAMPLE DUPLICATE: 4814226

Parameter	Units	92797178001 Result	Dup Result	RPD	Max RPD	Qualifiers
Total Dissolved Solids	mg/L	2020	2120	5	25	

Results presented on this page are in the units indicated by the "Units" column except where an alternate unit is presented to the right of the result.

This report shall not be reproduced, except in full,
without the written consent of Pace Analytical Services, LLC.

Pace Analytical Services, LLC
9800 Kincey Ave. Suite 100
Huntersville, NC 28078
(704)875-9092

QUALITY CONTROL DATA

Project: Bowen AP-1 CA Week 3
Pace Project No.: 92797266

QC Batch: 936189
QC Batch Method: EPA 300.0 Rev 2.1 1993
Analysis Method: EPA 300.0 Rev 2.1 1993
Analysis Description: 300.0 IC Anions
Laboratory: Pace Analytical Services - Asheville
Associated Lab Samples: 92797266001, 92797266002, 92797266003, 92797266004, 92797266005, 92797266006, 92797266007, 92797266008

METHOD BLANK: 4811244 Matrix: Water
Associated Lab Samples: 92797266001, 92797266002, 92797266003, 92797266004, 92797266005, 92797266006, 92797266007, 92797266008

Parameter	Units	Blank Result	Reporting Limit	MDL	Analyzed	Qualifiers
Chloride	mg/L	ND	1.0	0.60	05/17/25 11:07	
Fluoride	mg/L	ND	0.10	0.050	05/17/25 11:07	
Sulfate	mg/L	ND	1.0	0.50	05/17/25 11:07	

LABORATORY CONTROL SAMPLE: 4811245

Parameter	Units	Spike Conc.	LCS Result	LCS % Rec	% Rec Limits	Qualifiers
Chloride	mg/L	50	50.4	101	90-110	
Fluoride	mg/L	2.5	2.5	98	90-110	
Sulfate	mg/L	50	50.7	101	90-110	

MATRIX SPIKE & MATRIX SPIKE DUPLICATE: 4811246 4811247

Parameter	Units	92797117001 Result	MS Spike Conc.	MSD Spike Conc.	MS Result	MSD Result	MS % Rec	MSD % Rec	% Rec Limits	RPD	Max RPD	Qual
Chloride	mg/L	43.3	50	50	92.0	92.1	97	97	90-110	0	10	
Fluoride	mg/L	0.48	2.5	2.5	3.0	3.1	102	103	90-110	1	10	
Sulfate	mg/L	7.1	50	50	56.5	56.8	99	99	90-110	0	10	

MATRIX SPIKE & MATRIX SPIKE DUPLICATE: 4811248 4811249

Parameter	Units	92797212001 Result	MS Spike Conc.	MSD Spike Conc.	MS Result	MSD Result	MS % Rec	MSD % Rec	% Rec Limits	RPD	Max RPD	Qual
Chloride	mg/L	2.6	50	50	51.8	56.2	98	107	90-110	8	10	
Fluoride	mg/L	0.15	2.5	2.5	2.6	2.8	97	107	90-110	9	10	
Sulfate	mg/L	44.6	50	50	93.7	98.0	98	107	90-110	4	10	

Results presented on this page are in the units indicated by the "Units" column except where an alternate unit is presented to the right of the result.

REPORT OF LABORATORY ANALYSIS

This report shall not be reproduced, except in full,
without the written consent of Pace Analytical Services, LLC.

Pace Analytical Services, LLC
9800 Kincey Ave. Suite 100
Huntersville, NC 28078
(704)875-9092

QUALITY CONTROL DATA

Project: Bowen AP-1 CA Week 3
Pace Project No.: 92797266

QC Batch: 937526
QC Batch Method: EPA 3005A
Analysis Method: EPA 6020B
Analysis Description: WC 6020B MET
Laboratory: Pace Analytical Services - West Columbia
Associated Lab Samples: 92797266001, 92797266002, 92797266003, 92797266004, 92797266005, 92797266006, 92797266007, 92797266008

METHOD BLANK: 4818208
Matrix: Water
Associated Lab Samples: 92797266001, 92797266002, 92797266003, 92797266004, 92797266005, 92797266006, 92797266007, 92797266008

Parameter	Units	Blank Result	Reporting Limit	MDL	Analyzed	Qualifiers
Antimony	mg/L	ND	0.0030	0.00050	06/05/25 10:07	
Arsenic	mg/L	ND	0.0050	0.0012	06/05/25 10:07	
Barium	mg/L	ND	0.0050	0.0012	06/05/25 10:07	
Beryllium	mg/L	ND	0.00050	0.00015	06/05/25 10:07	
Boron	mg/L	ND	0.040	0.0062	06/05/25 10:07	
Cadmium	mg/L	ND	0.00050	0.00012	06/05/25 10:07	
Calcium	mg/L	ND	1.0	0.10	06/05/25 10:07	
Chromium	mg/L	ND	0.0050	0.0012	06/05/25 10:07	
Cobalt	mg/L	ND	0.0050	0.0012	06/05/25 10:07	
Lead	mg/L	ND	0.0010	0.00025	06/05/25 10:07	
Molybdenum	mg/L	ND	0.010	0.0025	06/05/25 10:07	
Selenium	mg/L	ND	0.0050	0.0012	06/05/25 10:07	
Thallium	mg/L	0.00018J	0.0010	0.00015	06/05/25 10:07	

LABORATORY CONTROL SAMPLE: 4818209

Parameter	Units	Spike Conc.	LCS Result	LCS % Rec	% Rec Limits	Qualifiers
Antimony	mg/L	0.05	0.048	96	80-120	
Arsenic	mg/L	0.05	0.046	93	80-120	
Barium	mg/L	0.05	0.050	100	80-120	
Beryllium	mg/L	0.05	0.047	94	80-120	
Boron	mg/L	0.05	0.048	96	80-120	
Cadmium	mg/L	0.05	0.047	93	80-120	
Calcium	mg/L	0.5	0.52J	104	80-120	
Chromium	mg/L	0.05	0.050	100	80-120	
Cobalt	mg/L	0.05	0.052	103	80-120	
Lead	mg/L	0.05	0.052	105	80-120	
Molybdenum	mg/L	0.05	0.056	111	80-120	
Selenium	mg/L	0.05	0.043	87	80-120	
Thallium	mg/L	0.05	0.049	97	80-120	

MATRIX SPIKE & MATRIX SPIKE DUPLICATE: 4818210 4818211

Parameter	Units	92797266005 Result	MS Spike Conc.	MSD Spike Conc.	MS Result	MSD Result	MS % Rec	MSD % Rec	% Rec Limits	RPD	Max RPD	Qual
Antimony	mg/L	ND	0.05	0.05	0.051	0.051	101	101	75-125	1	20	

Results presented on this page are in the units indicated by the "Units" column except where an alternate unit is presented to the right of the result.

REPORT OF LABORATORY ANALYSIS

This report shall not be reproduced, except in full,
without the written consent of Pace Analytical Services, LLC.

Pace Analytical Services, LLC
9800 Kincey Ave. Suite 100
Huntersville, NC 28078
(704)875-9092

QUALITY CONTROL DATA

Project: Bowen AP-1 CA Week 3
Pace Project No.: 92797266

MATRIX SPIKE & MATRIX SPIKE DUPLICATE: 4818210 4818211

Parameter	Units	92797266005 Result	MS Spike Conc.	MSD Spike Conc.	MS Result	MSD Result	MS % Rec	MSD % Rec	% Rec Limits	RPD	Max RPD	Qual
Arsenic	mg/L	ND	0.05	0.05	0.052	0.053	103	105	75-125	1	20	
Barium	mg/L	0.10	0.05	0.05	0.15	0.16	94	105	75-125	3	20	
Beryllium	mg/L	ND	0.05	0.05	0.044	0.048	88	95	75-125	9	20	
Boron	mg/L	10.3	0.05	0.05	9.8	10.3	-990	-16	75-125	5	20	M1
Cadmium	mg/L	ND	0.05	0.05	0.050	0.051	100	102	75-125	1	20	
Calcium	mg/L	247	0.5	0.5	237	270	-1960	4630	75-125	13	20	M1
Chromium	mg/L	ND	0.05	0.05	0.049J	0.050J	96	98	75-125		20	
Cobalt	mg/L	0.0015J	0.05	0.05	0.045	0.046	87	90	75-125	3	20	
Lead	mg/L	ND	0.05	0.05	0.049	0.050	99	101	75-125	2	20	
Molybdenum	mg/L	0.087J	0.05	0.05	0.14	0.15	113	118	75-125	2	20	
Selenium	mg/L	ND	0.05	0.05	0.052	0.056	101	109	75-125	8	20	
Thallium	mg/L	ND	0.05	0.05	0.047	0.047	93	93	75-125	1	20	

Results presented on this page are in the units indicated by the "Units" column except where an alternate unit is presented to the right of the result.

This report shall not be reproduced, except in full,
without the written consent of Pace Analytical Services, LLC.

Pace Analytical Services, LLC
9800 Kincey Ave. Suite 100
Huntersville, NC 28078
(704)875-9092

QUALITY CONTROL DATA

Project: Bowen AP-1 CA Week 3
Pace Project No.: 92797266

QC Batch: 938924
QC Batch Method: EPA 7470A
Analysis Method: EPA 7470A
Analysis Description: WCOL 7470 Mercury
Laboratory: Pace Analytical Services - West Columbia
Associated Lab Samples: 92797266001, 92797266002, 92797266003, 92797266004, 92797266005, 92797266006, 92797266007, 92797266008

METHOD BLANK: 4825645
Matrix: Water
Associated Lab Samples: 92797266001, 92797266002, 92797266003, 92797266004, 92797266005, 92797266006, 92797266007, 92797266008

Parameter	Units	Blank Result	Reporting Limit	MDL	Analyzed	Qualifiers
Mercury	mg/L	ND	0.00020	0.000091	05/30/25 20:38	

LABORATORY CONTROL SAMPLE: 4825646

Parameter	Units	Spike Conc.	LCS Result	LCS % Rec	% Rec Limits	Qualifiers
Mercury	mg/L	0.002	0.0020	101	80-120	

MATRIX SPIKE & MATRIX SPIKE DUPLICATE: 4825647 4825648

Parameter	Units	92796205001 Result	MS Spike Conc.	MSD Spike Conc.	MS Result	MSD Result	MS % Rec	MSD % Rec	% Rec Limits	RPD	Max RPD	Qual
Mercury	mg/L	ND	0.002	0.002	0.0019	0.0019	95	96	80-120	0	20	

MATRIX SPIKE & MATRIX SPIKE DUPLICATE: 4825649 4825650

Parameter	Units	92797266003 Result	MS Spike Conc.	MSD Spike Conc.	MS Result	MSD Result	MS % Rec	MSD % Rec	% Rec Limits	RPD	Max RPD	Qual
Mercury	mg/L	ND	0.002	0.002	0.0020	0.0020	98	100	80-120	2	20	

Results presented on this page are in the units indicated by the "Units" column except where an alternate unit is presented to the right of the result.

REPORT OF LABORATORY ANALYSIS

This report shall not be reproduced, except in full,
without the written consent of Pace Analytical Services, LLC.

Pace Analytical Services, LLC
9800 Kincey Ave. Suite 100
Huntersville, NC 28078
(704)875-9092

QUALIFIERS

Project: Bowen AP-1 CA Week 3
Pace Project No.: 92797266

DEFINITIONS

DF - Dilution Factor, if reported, represents the factor applied to the reported data due to dilution of the sample aliquot.

ND - Not Detected at or above adjusted reporting limit.

TNTC - Too Numerous To Count

J - Estimated concentration above the adjusted method detection limit and below the adjusted reporting limit.

MDL - Adjusted Method Detection Limit.

PQL - Practical Quantitation Limit.

RL - Reporting Limit - The lowest concentration value that meets project requirements for quantitative data with known precision and bias for a specific analyte in a specific matrix.

S - Surrogate

1,2-Diphenylhydrazine decomposes to and cannot be separated from Azobenzene using Method 8270. The result for each analyte is a combined concentration.

Consistent with EPA guidelines, unrounded data are displayed and have been used to calculate % recovery and RPD values.

LCS(D) - Laboratory Control Sample (Duplicate)

MS(D) - Matrix Spike (Duplicate)

DUP - Sample Duplicate

RPD - Relative Percent Difference

NC - Not Calculable.

SG - Silica Gel - Clean-Up

U - Indicates the compound was analyzed for, but not detected.

Acid preservation may not be appropriate for 2 Chloroethylvinyl ether.

A separate vial preserved to a pH of 4-5 is recommended in SW846 Chapter 4 for the analysis of Acrolein and Acrylonitrile by EPA Method 8260.

N-Nitrosodiphenylamine decomposes and cannot be separated from Diphenylamine using Method 8270. The result reported for each analyte is a combined concentration.

Reported results are not rounded until the final step prior to reporting. Therefore, calculated parameters that are typically reported as "Total" may vary slightly from the sum of the reported component parameters.

Pace Analytical is TNI accredited. Contact your Pace PM for the current list of accredited analytes.

TNI - The NELAC Institute.

ANALYTE QUALIFIERS

B	Analyte was detected in the associated method blank.
J	Analyte detected below the reporting limit, therefore result is an estimate. This qualifier is also used for all TICs.
M1	Matrix spike recovery exceeded QC limits. Batch accepted based on laboratory control sample (LCS) recovery.

This report shall not be reproduced, except in full,
without the written consent of Pace Analytical Services, LLC.

Pace Analytical Services, LLC
9800 Kincey Ave. Suite 100
Huntersville, NC 28078
(704)875-9092

QUALITY CONTROL DATA CROSS REFERENCE TABLE

Project: Bowen AP-1 CA Week 3
Pace Project No.: 92797266

Lab ID	Sample ID	QC Batch Method	QC Batch	Analytical Method	Analytical Batch
92797266001	**BOW-PT-02**	3015	2523697	EPA 6020B	2523697
92797266002	**BOW-PT-04**	3015	2523697	EPA 6020B	2523697
92797266003	**BOW-PT-05**	3015	2523697	EPA 6020B	2523697
92797266004	**BOW-PT-06**	3015	2523697	EPA 6020B	2523697
92797266005	**BOW-INW-01**	3015	2523698	EPA 6020B	2523698
92797266006	**BOW-AP1-FD-01**	3015	2523698	EPA 6020B	2523698
92797266007	**BOW-AP1-FB-01**	3015	2523698	EPA 6020B	2523698
92797266008	**BOW-AP1-EB-01**	3015	2523698	EPA 6020B	2523698
92797266001	**BOW-PT-02**	SM 2320B-2011	937757		
92797266002	**BOW-PT-04**	SM 2320B-2011	937916		
92797266003	**BOW-PT-05**	SM 2320B-2011	937757		
92797266004	**BOW-PT-06**	SM 2320B-2011	937757		
92797266005	**BOW-INW-01**	SM 2320B-2011	937916		
92797266006	**BOW-AP1-FD-01**	SM 2320B-2011	937757		
92797266007	**BOW-AP1-FB-01**	SM 2320B-2011	937509		
92797266008	**BOW-AP1-EB-01**	SM 2320B-2011	937757		
92797266001	**BOW-PT-02**	SM 2540C-2015	936776		
92797266002	**BOW-PT-04**	SM 2540C-2015	936776		
92797266003	**BOW-PT-05**	SM 2540C-2015	936776		
92797266004	**BOW-PT-06**	SM 2540C-2015	936776		
92797266005	**BOW-INW-01**	SM 2540C-2015	936776		
92797266006	**BOW-AP1-FD-01**	SM 2540C-2015	936776		
92797266007	**BOW-AP1-FB-01**	SM 2540C-2015	936776		
92797266008	**BOW-AP1-EB-01**	SM 2540C-2015	936776		
92797266001	**BOW-PT-02**	EPA 300.0 Rev 2.1 1993	936189		
92797266002	**BOW-PT-04**	EPA 300.0 Rev 2.1 1993	936189		
92797266003	**BOW-PT-05**	EPA 300.0 Rev 2.1 1993	936189		
92797266004	**BOW-PT-06**	EPA 300.0 Rev 2.1 1993	936189		
92797266005	**BOW-INW-01**	EPA 300.0 Rev 2.1 1993	936189		
92797266006	**BOW-AP1-FD-01**	EPA 300.0 Rev 2.1 1993	936189		
92797266007	**BOW-AP1-FB-01**	EPA 300.0 Rev 2.1 1993	936189		
92797266008	**BOW-AP1-EB-01**	EPA 300.0 Rev 2.1 1993	936189		
92797266001	**BOW-PT-02**	EPA 3005A	937526	EPA 6020B	939572
92797266002	**BOW-PT-04**	EPA 3005A	937526	EPA 6020B	939572
92797266003	**BOW-PT-05**	EPA 3005A	937526	EPA 6020B	939572
92797266004	**BOW-PT-06**	EPA 3005A	937526	EPA 6020B	939572
92797266005	**BOW-INW-01**	EPA 3005A	937526	EPA 6020B	939572
92797266006	**BOW-AP1-FD-01**	EPA 3005A	937526	EPA 6020B	939572
92797266007	**BOW-AP1-FB-01**	EPA 3005A	937526	EPA 6020B	939572
92797266008	**BOW-AP1-EB-01**	EPA 3005A	937526	EPA 6020B	939572
92797266001	**BOW-PT-02**	EPA 7470A	938924	EPA 7470A	938999
92797266002	**BOW-PT-04**	EPA 7470A	938924	EPA 7470A	938999
92797266003	**BOW-PT-05**	EPA 7470A	938924	EPA 7470A	938999

This report shall not be reproduced, except in full,
without the written consent of Pace Analytical Services, LLC.

Pace Analytical Services, LLC
9800 Kincey Ave. Suite 100
Huntersville, NC 28078
(704)875-9092

QUALITY CONTROL DATA CROSS REFERENCE TABLE

Project: Bowen AP-1 CA Week 3
Pace Project No.: 92797266

Lab ID	Sample ID	QC Batch Method	QC Batch	Analytical Method	Analytical Batch
92797266004	**BOW-PT-06**	EPA 7470A	938924	EPA 7470A	938999
92797266005	**BOW-INW-01**	EPA 7470A	938924	EPA 7470A	938999
92797266006	**BOW-AP1-FD-01**	EPA 7470A	938924	EPA 7470A	938999
92797266007	**BOW-AP1-FB-01**	EPA 7470A	938924	EPA 7470A	938999
92797266008	**BOW-AP1-EB-01**	EPA 7470A	938924	EPA 7470A	938999

This report shall not be reproduced, except in full,
without the written consent of Pace Analytical Services, LLC.

Pace® Location Requested (City/State):

Pace Analytical Charlotte
9800 Kincey Ave. Suite 100, Huntersville, NC 28078

CHAIN-OF-CUSTODY Analytical Request Document

Chain-of-Custody is a LEGAL DOCUMENT. Complete all relevant fields

WO# : 92797266

92797266

Company Name: Georgia Power - Bowen
Street Address: 241 Ralph McGill Blvd NE, Bin 10160, Atlanta, GA 30308
Customer Project #:
Project Name: Bowen AP-1 CA Week 3
Site Collection Info/Facility ID (as applicable):

Contact/Report To: Kristen Jurinko, Mintao Lu, Marly Crook
Phone #: (470) 217-0008
E-Mail: krjurink@southernco.com
Cc E-Mail: Laura Midkiff, Ben Hodges, Mike Smilley, Noelia Gangi
Invoice to: Account Payable
Invoice E-mail: georgiapowerinvoices@southernco.com
Purchase Order # (if applicable): ~~GPC95842-0004~~ GPC82474-0007
Quote #:

Time Zone Collected: [ ] AK [ ] PT [ ] MT [ ] CT [X] ET

County / State origin of sample(s): Georgia

Data Deliverables: [ ] Level II [ ] Level III [ ] Level IV [ ] EDUS [ ] Other

Regulatory Program (DW, RCRA, etc.) as applicable: Reportable [ ] Yes [ ] No

Rush (Pre-approval required): [ ] Same Day [ ] 1 Day [ ] 2 Day [ ] 3 Day Other

Date Results Requested:

DW PWSID # or WW Permit # as applicable:

Field Filtered (if applicable): [ ] Yes [ ] No

Analysis:

* Matrix Codes (Insert in Matrix box below): Drinking Water (DW), Ground Water (GW), Wastewater (WW), Product (P), Soil/Solid (SS), Oil (OL), Wipe (WP), Tissue (TS), Bioassay (B), Vapor (V), Surface Water (SW), Sediment (SED), Sludge (SL), Caulk (CK), Leachate (LL), Biosolid (BS), Other (OT)

Specify Container Size**: 3 | 2 | 3 | 3

Identify Container Preservative Type***: 1 | 1 | 1 | 2

**Container Size: (1) 1L, (2) 500mL, (3) 250mL, (4) 125mL, (5) 100mL, (6) 40mL vial, (7) EnCore, (8) TerraCore, (9) 80mL, (10) Other

*** Preservative Types: (1) None, (2) HNO3, (3) H2SO4, (4) HCl, (5) NaOH, (6) Zn Acetate, (7) NaHSO4, (8) Sod. Thiosulfate, (9) Ascorbic Acid, (10) MeOH, (11) Other

Customer Sample ID	Matrix*	Comp / Grab	Composite Start Date	Composite Start Time	Collected or Composite End Date	Collected or Composite End Time	# Cont.	Residual Chlorine Result	Residual Chlorine Units	2320B Total Alkalinity, Bicarbonate Alkalinity	2540C Total Dissolved Solids	300.0-F-, SO4-2, Cl-	*Appendix III, IV Metals	Sample Comment	Preservation non-conformance identified (or sample)
BOW-PT-02	WG	G			5/15/25	1440	5			X	X	X	X		
BOW-PT-04	WG	G			5/16/25	1150	5			X	X	X	X		
BOW-PT-05	WG	G			5/15/25	1253	5			X	X	X	X		
BOW-PT-06	WG	G			5/15/25	1456	5			X	X	X	X		
BOW-INW-01	WG	G			5/16/25	1055	5			X	X	X	X		
BOW-AP1-FD-01	WG	G			5/15/25	—	5			X	X	X	X		
BOW-AP1-FB-01	WQ	G			5/15/25	1605	5			X	X	X	X		
BOW-AP1-EB-01	WQ	G			5/15/25	1611	5			X	X	X	X		

Lab Use Only: Proj. Mgr: Bonnie Vang; AcctNum / Client ID:; Table #; Profile / Template: 16507; Prelog / Bottle Ord. ID: EZ 3252084

Additional Instructions from Pace®:
Task Code: BOW-CCR-CA ~~20250512~~ 20250515
*Appendix III: Boron, Calcium, Chloride, Fluoride, Sulfate, TDS
*Appendix IV: Antimony, Arsenic, Barium, Beryllium, Cadmium, Chromium, Cobalt, Fluoride, Lead, Lithium, Mercury, Molybdenum, Selenium, Thallium

Collected By: William Laaker, Jay Siewert, Natalie Piparo
Printed Name
Signature

ENSAFE

Customer Remarks / Special Conditions / Possible Hazards:

Coolers: Thermometer ID: Correction Factor (°C): Obs. Temp (°C): Corrected Temp (°C): [ ] On Ice

Relinquished by/Company: (Signature)	Date/Time:	Received by/Company: (Signature)	Date/Time:
EnSafe	5/16/25 1537		5/16/25 1537
Relinquished by/Company: (Signature)	Date/Time:	Received by/Company: (Signature)	Date/Time:
Relinquished by/Company: (Signature)	Date/Time:	Received by/Company: (Signature)	Date/Time:
Relinquished by/Company: (Signature)	Date/Time:	Received by/Company: (Signature)	Date/Time:

Tracking Number:

Delivered by: [ ] In-Person [ ] Courier [ ] FedEx [ ] UPS [ ] Other

Page: 1 of 1

Submitting a sample via this chain of custody constitutes acknowledgment and acceptance of the Pace® Terms and Conditions found at https://www.pacelabs.com/resource-library/resource/pace-terms-and-conditions/

ENV-FRM-CORO-0019_v03_110123 ©

Pace

DC#_Title: ENV-FRM-HUN1-0083 v05_Sample Condition Upon Receipt

Effective Date: 05/24/2024

Laboratory receiving samples:

Asheville ☐ Eden ☐ Greenwood ☐ Huntersville ☐ Raleigh ☐ Mechanicsville ☐ Atlanta ☑ ... ☐

Sample Condition Upon Receipt

WO#: 92797266

PM: BV Due Date: 06/03/25

CLIENT: 92-GP-BOWLF

Client Name: Georgia Power

Project #:

Courier: ☐ Commercial ☐ Fed Ex ☑ UPS ☐ USPS ☐ Pace ☐ Other: ☑ Client

Custody Seal Present? ☐ Yes ☑ No Seals Intact? ☐ Yes ☐ No ☑ N/A

Date/Initials Person Examining Contents: 5/16/25 DY

Packing Material: ☐ Bubble Wrap ☐ Bubble Bags ☑ None ☐ Other

Biological Tissue Frozen? ☐ Yes ☐ No ☑ N/A

Thermometer: ☑ IR Gun ID: 083

Type of Ice: ☑ Wet ☐ Blue ☐ None

Cooler Temp: 1.7 Correction Factor: Add/Subtract (°C) -0.1

Temp should be above freezing to 6°C

☐ Samples out of temp criteria. Samples on ice, cooling process has begun

Cooler Temp Corrected (°C): 1.1

USDA Regulated Soil (☐ N/A, water sample)

Did samples originate in a quarantine zone within the United States: CA, NY, or SC (check maps)? ☐ Yes ☐ No

Did samples originate from a foreign source (internationally, including Hawaii and Puerto Rico)? ☐ Yes ☐ No

				Comments/Discrepancy:
Chain of Custody Present?	☑ Yes	☐ No	☐ N/A	1.
Samples Arrived within Hold Time?	☑ Yes	☐ No	☐ N/A	2.
Short Hold Time Analysis (<72 hr.)?	☐ Yes	☑ No	☐ N/A	3.
Rush Turn Around Time Requested?	☐ Yes	☑ No	☐ N/A	4.
Sufficient Volume?	☑ Yes	☐ No	☐ N/A	5.
Correct Containers Used?	☑ Yes	☐ No	☐ N/A	6.
-Pace Containers Used?	☑ Yes	☐ No	☐ N/A	
Containers Intact?	☑ Yes	☐ No	☐ N/A	7.
Dissolved analysis: Samples Field Filtered?	☐ Yes	☐ No	☑ N/A	8.
Sample Labels Match COC?	☑ Yes	☐ No	☐ N/A	9.
-Includes Date/Time/ID/Analysis Matrix: W				
Headspace in VOA Vials (>5-6mm)?	☐ Yes	☐ No	☑ N/A	10.
Trip Blank Present?	☐ Yes	☐ No	☑ N/A	11.
Trip Blank Custody Seals Present?	☐ Yes	☐ No	☑ N/A	

COMMENTS/SAMPLE DISCREPANCY

Field Data Required? ☐ Yes ☐ No

Lot ID of split containers:

CLIENT NOTIFICATION/RESOLUTION

Person contacted: Date/Time:

Project Manager SCURF Review: Date:

Project Manager SRF Review: Date:

Qualtrax ID: 69614

Pace

DC#_Title: ENV-FRM-HUN1-0083 v05_Sample Condition Upon Receipt

Effective Date: 05/24/2024

*Check mark top half of box if pH and/or dechlorination is verified and within the acceptance range for preservation samples.
Exceptions: VOA, Coliform, TOC, Oil and Grease, DRO/8015 (water) DOC, LLHg
**Bottom half of box is to list number of bottles
***Check all unpreserved Nitrates for chlorine

Project #

Laboratory Receiving Location: Asheville ☐ Eden☐ Greenwood ☐ Huntersville ☐ Raleigh☐ Mechanicsville☐ Atlanta☐ Kernersville☐

Client_____ Profile/EZ (Circle one)_____ Notes_____

Item#	BP4U-125 mL Plastic Unpreserved (N/A) (Cl-)	BP3U-250 mL Plastic Unpreserved (N/A)	BP2U-500 mL Plastic Unpreserved (N/A)	BP1U-1 liter Plastic Unpreserved (N/A)		BP4S-125 mL Plastic H2SO4 (pH < 2) (Cl-)	BP3N-250 mL plastic HNO3 (pH < 2)	BP4Z-125 mL Plastic ZN Acetate & NaOH (>9)	BP4B-125 mL Plastic NaOH (pH > 12) (Cl-)	WGFU-Wide-mouthed Glass jar Unpreserved	AG1U-1 liter Amber Unpreserved (N/A) (Cl-)	AG1H-1 liter Amber HCl (pH < 2)	AG3U-250 mL Amber Unpreserved (N/A) (Cl-)	AG1S-1 liter Amber H2SO4 (pH < 2)	AG3S-250 mL Amber H2SO4 (pH < 2)	DG94-40 mL Amber NH4Cl (N/A)(Cl-)	DG9H-40 mL VOA HCl (N/A)	VG9T-40 mL VOA Na2S2O3 (N/A)	VG9U-40 mL VOA Unpreserved (N/A)	DG9V-40 mL VOA H3PO4 (N/A)	KP7U-50 mL Plastic Unpreserved (N/A)	V/GK (3 vials per kit)-VPH/Gas kit (N/A)	SP5T-125 mL Sterile Plastic (N/A – lab)	SP2T-250 mL Sterile Plastic (N/A – lab)		BP3R-250 mL Plastic (NH2)2SO4 (9.3-9.7)	AG0U-100 mL Amber Unpreserved (N/A) (Cl-)	VSGU-20 mL Scintillation vials (N/A)	DG0U-40 mL Amber Unpreserved vials (N/A)
CC																													
1		2	1				2																						
2		2	1				2																						
3		2	1				2																						
4		2	1				2																						
5		2	1				2																						
6		2	1				2																						
7		2	1				2																						
8		2	1				2																						
9																													
10																													
11																													
12																													

pH Adjustment Log for Preserved Samples

Sample ID	Type of Preservative	pH upon receipt	Date preservation adjusted	Time preservation adjusted	Amount of Preservative added	Lot #

Note: Whenever there is a discrepancy affecting North Carolina compliance samples, a copy of this form will be sent to the North Carolina DENR Certification Office (i.e. Out of hold, incorrect preservative, out of temp, incorrect containers.

Pace Analytical Services, LLC
9800 Kincey Ave. Suite 100
Huntersville, NC 28078
(704)875-9092

June 20, 2025

Kristen Jurinko
Southern Co.
241 Ralph McGill Blvd NE
Bin 10160
Atlanta, GA 30308

RE: Project: Bowen AP-1-CA-Week 6
Pace Project No.: 92800255

Dear Kristen Jurinko:

Enclosed are the analytical results for sample(s) received by the laboratory on June 04, 2025. The results relate only to the samples included in this report. Results reported herein conform to the applicable TNI/NELAC Standards and the laboratory's Quality Manual, where applicable, unless otherwise noted in the body of the report.

The test results provided in this final report were generated by each of the following laboratories within the Pace Network:

- Pace National - Mt. Juliet
- Pace Analytical Services - Asheville
- Pace Analytical Services - West Columbia

Revision 1: Report revised to have the lab re-run Cobalt at a 1x dilution to meet the standard reporting limits/GWPS.

If you have any questions concerning this report, please feel free to contact me.

Sincerely,

Bonnie Vang

Bonnie Vang
bonnie.vang@pacelabs.com
704-977-0968
Project Manager

Enclosures

cc: Marty Crook, Geosyntec Consultants
Whitney Law, Geosyntec
Mintao Lu, Geosyntec
Laura Midkiff, Southern Co.
Caroline Nelson, Geosyntec
Kevin Stephenson, Southern Company

REPORT OF LABORATORY ANALYSIS

This report shall not be reproduced, except in full,
without the written consent of Pace Analytical Services, LLC.

Pace Analytical Services, LLC
9800 Kincey Ave. Suite 100
Huntersville, NC 28078
(704)875-9092

CERTIFICATIONS

Project: Bowen AP-1-CA-Week 6
Pace Project No.: 92800255

Pace Analytical Services National
12065 Lebanon Road, Mt. Juliet, TN 37122
Alabama Certification #: 40660
Alaska Certification 17-026
Arizona Certification #: AZ0612
Arkansas Certification #: 88-0469
California Certification #: 2932
Canada Certification #: 1461.01
Colorado Certification #: TN00003
Connecticut Certification #: PH-0197
DOD Certification: #1461.01
EPA# TN00003
Florida Certification #: E87487
Georgia DW Certification #: 923
Georgia Certification: NELAP
Idaho Certification #: TN00003
Illinois Certification #: 200008
Indiana Certification #: C-TN-01
Iowa Certification #: 364
Kansas Certification #: E-10277
Kentucky UST Certification #: 16
Kentucky Certification #: 90010
Louisiana Certification #: AI30792
Louisiana DW Certification #: LA180010
Maine Certification #: TN0002
Maryland Certification #: 324
Massachusetts Certification #: M-TN003
Michigan Certification #: 9958
Minnesota Certification #: 047-999-395
Mississippi Certification #: TN00003
Missouri Certification #: 340
Montana Certification #: CERT0086
Nebraska Certification #: NE-OS-15-05
Nevada Certification #: TN-03-2002-34
New Hampshire Certification #: 2975
New Jersey Certification #: TN002
New Mexico DW Certification
New York Certification #: 11742
North Carolina Aquatic Toxicity Certification #: 41
North Carolina Drinking Water Certification #: 21704
North Carolina Environmental Certificate #: 375
North Dakota Certification #: R-140
Ohio VAP Certification #: CL0069
Oklahoma Certification #: 9915
Oregon Certification #: TN200002
Pennsylvania Certification #: 68-02979
Rhode Island Certification #: LAO00356
South Carolina Certification #: 84004
South Dakota Certification
Tennessee DW/Chem/Micro Certification #: 2006
Texas Mold Certification #: LAB0152
Texas Certification #: T 104704245-17-14
USDA Soil Permit #: P330-15-00234
Utah Certification #: TN00003
Virginia Certification #: VT2006
Vermont Dept. of Health: ID# VT-2006
Virginia Certification #: 460132
Washington Certification #: C847
West Virginia Certification #: 233
Wisconsin Certification #: 998093910
Wyoming UST Certification #: via A2LA 2926.01
A2LA-ISO 17025 Certification #: 1461.01
A2LA-ISO 17025 Certification #: 1461.02
AIHA-LAP/LLC EMLAP Certification #:100789

Pace Analytical Services Asheville
2225 Riverside Drive, Asheville, NC 28804
Florida/NELAP Certification #: E87648
North Carolina Drinking Water Certification #: 37712
North Carolina Wastewater Certification #: 40
South Carolina Laboratory ID: 99030
South Carolina Certification #: 99030001
Virginia/VELAP Certification #: 460222

Pace Analytical Services West Columbia
106 Vantage Point Drive, West Columbia, SC 29172
Alaska Dept. of Energy Conservation, Cert# 20-002
California ELAP, cert# 3049
DoD, DoD QSM V5.4, cert# I.2224
DOE, DoD/DOE QSM V5.4, cert# I.2224.01
Florida, Dept. of Health, cert# E87653-70
Georgia, Env. Protection Division, cert# E87653
Illinois, EPA NELAP, cert# 2000552024-9
Kansas, Dept. of Health and Environment, cert# E-10417
Kentucky, Dept. for Env. Protection, UST, cert# 103582
Kentucky, Dept. for Env. Protection, cert# 98037
Louisiana, Dept. of Environmental Quality, cert# 5125
North Carolina, DEQ, Water Resources, cert# 329
New Jersey, Dept. of Env. Protection, cert# NLC 240005
Oklahoma, Dept. of Env. Quality, cert# 2023-175
Oregon, ELAP, cert# 4181-006
Pennsylvania, Dept. of Env. Protection, cert# 003
South Carolina, Dept. of Env. Services, cert# 32010001
Texas, Commission on Env. Quality, cert# TX-C24-00083
Virginia, Dept. of General Services, cert# 13080
Wisconsin, Dept. of Natural Resources, cert# 399136100

This report shall not be reproduced, except in full,
without the written consent of Pace Analytical Services, LLC.

Pace Analytical Services, LLC
9800 Kincey Ave. Suite 100
Huntersville, NC 28078
(704)875-9092

SAMPLE SUMMARY

Project: Bowen AP-1-CA-Week 6
Pace Project No.: 92800255

Lab ID	Sample ID	Matrix	Date Collected	Date Received
92800255001	**BOW-PT-02**	Water	06/03/25 13:24	06/04/25 12:48
92800255002	**BOW-PT-04**	Water	06/04/25 10:20	06/04/25 12:48
92800255003	**BOW-PT-05**	Water	06/03/25 11:08	06/04/25 12:48
92800255004	**BOW-PT-06**	Water	06/03/25 12:00	06/04/25 12:48
92800255005	**BOW-INW-01**	Water	06/03/25 13:35	06/04/25 12:48
92800255006	**BOW-AP1-FD-01**	Water	06/03/25 00:00	06/04/25 12:48
92800255007	**BOW-AP1-FB-01**	Water	06/04/25 11:00	06/04/25 12:48
92800255008	**BOW-AP1-EB-01**	Water	06/04/25 10:55	06/04/25 12:48

This report shall not be reproduced, except in full,
without the written consent of Pace Analytical Services, LLC.

Pace Analytical Services, LLC
9800 Kincey Ave. Suite 100
Huntersville, NC 28078
(704)875-9092

SAMPLE ANALYTE COUNT

Project: Bowen AP-1-CA-Week 6
Pace Project No.: 92800255

Lab ID	Sample ID	Method	Analysts	Analytes Reported	Laboratory
92800255001	**BOW-PT-02**	EPA 6020B	LD	1	PAN
		SM 2320B-2011	YEG	3	PASI-A
		SM 2540C-2015	CMW1	1	PASI-A
		SM 4500-S2D-2011	JP1	1	PASI-A
		EPA 300.0 Rev 2.1 1993	CDC	3	PASI-A
		EPA 6020B	BW, CBP	18	PASI-WC
		EPA 7470A	KAJ1	1	PASI-WC
92800255002	**BOW-PT-04**	EPA 6020B	LD	1	PAN
		SM 2320B-2011	YEG	3	PASI-A
		SM 2540C-2015	CMW1	1	PASI-A
		SM 4500-S2D-2011	JP1	1	PASI-A
		EPA 300.0 Rev 2.1 1993	CDC	3	PASI-A
		EPA 6020B	BW, CBP	18	PASI-WC
		EPA 7470A	KAJ1	1	PASI-WC
92800255003	**BOW-PT-05**	EPA 6020B	LD	1	PAN
		SM 2320B-2011	YEG	3	PASI-A
		SM 2540C-2015	CMW1	1	PASI-A
		SM 4500-S2D-2011	JP1	1	PASI-A
		EPA 300.0 Rev 2.1 1993	CDC	3	PASI-A
		EPA 6020B	BW, CBP	18	PASI-WC
		EPA 7470A	KAJ1	1	PASI-WC
92800255004	**BOW-PT-06**	EPA 6020B	LD	1	PAN
		SM 2320B-2011	YEG	3	PASI-A
		SM 2540C-2015	CMW1	1	PASI-A
		SM 4500-S2D-2011	JP1	1	PASI-A
		EPA 300.0 Rev 2.1 1993	CDC	3	PASI-A
		EPA 6020B	BW, CBP	18	PASI-WC
		EPA 7470A	KAJ1	1	PASI-WC
92800255005	**BOW-INW-01**	EPA 6020B	LD	1	PAN
		SM 2320B-2011	YEG	3	PASI-A
		SM 2540C-2015	CMW1	1	PASI-A
		SM 4500-S2D-2011	JP1	1	PASI-A
		EPA 300.0 Rev 2.1 1993	CDC	3	PASI-A
		EPA 6020B	BW, CBP	18	PASI-WC
		EPA 7470A	KAJ1	1	PASI-WC
92800255006	**BOW-AP1-FD-01**	EPA 6020B	LD	1	PAN
		SM 2320B-2011	YEG	3	PASI-A

This report shall not be reproduced, except in full,
without the written consent of Pace Analytical Services, LLC.

Pace Analytical Services, LLC
9800 Kincey Ave. Suite 100
Huntersville, NC 28078
(704)875-9092

SAMPLE ANALYTE COUNT

Project: Bowen AP-1-CA-Week 6
Pace Project No.: 92800255

Lab ID	Sample ID	Method	Analysts	Analytes Reported	Laboratory
		SM 2540C-2015	CMW1	1	PASI-A
		SM 4500-S2D-2011	JP1	1	PASI-A
		EPA 300.0 Rev 2.1 1993	CDC	3	PASI-A
		EPA 6020B	BW, CBP	18	PASI-WC
		EPA 7470A	KAJ1	1	PASI-WC
92800255007	**BOW-AP1-FB-01**	EPA 6020B	LD	1	PAN
		SM 2320B-2011	YEG	3	PASI-A
		SM 2540C-2015	CMW1	1	PASI-A
		SM 4500-S2D-2011	JP1	1	PASI-A
		EPA 300.0 Rev 2.1 1993	CDC	3	PASI-A
		EPA 6020B	BW, CBP	18	PASI-WC
		EPA 7470A	KAJ1	1	PASI-WC
92800255008	**BOW-AP1-EB-01**	EPA 6020B	LD	1	PAN
		SM 2320B-2011	YEG	3	PASI-A
		SM 2540C-2015	CMW1	1	PASI-A
		SM 4500-S2D-2011	JP1	1	PASI-A
		EPA 300.0 Rev 2.1 1993	CDC	3	PASI-A
		EPA 6020B	BW, CBP	18	PASI-WC
		EPA 7470A	KAJ1	1	PASI-WC

PAN = Pace National - Mt. Juliet
PASI-A = Pace Analytical Services - Asheville
PASI-WC = Pace Analytical Services - West Columbia

This report shall not be reproduced, except in full,
without the written consent of Pace Analytical Services, LLC.

Pace Analytical Services, LLC
9800 Kincey Ave. Suite 100
Huntersville, NC 28078
(704)875-9092

SUMMARY OF DETECTION

Project: Bowen AP-1-CA-Week 6
Pace Project No.: 92800255

Lab Sample ID Method	Client Sample ID Parameters	Result	Units	Report Limit	Analyzed	Qualifiers
92800255001	**BOW-PT-02**					
EPA 6020B	Lithium	0.00889J	mg/L	0.0300	06/12/25 21:35	J
SM 2320B-2011	Alkalinity,Bicarbonate (CaCO3)	205	mg/L	5.0	06/09/25 15:56	
SM 2320B-2011	Alkalinity, Total as CaCO3	205	mg/L	5.0	06/09/25 15:56	
SM 2540C-2015	Total Dissolved Solids	1160	mg/L	125	06/04/25 19:04	
EPA 300.0 Rev 2.1 1993	Chloride	247	mg/L	6.0	06/05/25 07:37	M1
EPA 300.0 Rev 2.1 1993	Fluoride	0.23	mg/L	0.10	06/05/25 02:14	
EPA 300.0 Rev 2.1 1993	Sulfate	232	mg/L	6.0	06/05/25 07:37	M1
EPA 6020B	Barium	0.052	mg/L	0.050	06/10/25 17:34	
EPA 6020B	Boron	7.0	mg/L	2.0	06/10/25 19:23	
EPA 6020B	Calcium	236	mg/L	10.0	06/10/25 17:34	
EPA 6020B	Cobalt	0.0025J	mg/L	0.0050	06/16/25 13:56	
EPA 6020B	Magnesium	42.0	mg/L	0.50	06/10/25 17:34	
EPA 6020B	Manganese	0.23J	mg/L	0.40	06/10/25 17:34	
EPA 6020B	Molybdenum	0.036J	mg/L	0.10	06/10/25 17:34	
EPA 6020B	Potassium	8.3	mg/L	5.0	06/10/25 17:34	
EPA 6020B	Sodium	72.6	mg/L	10.0	06/10/25 17:34	
EPA 7470A	Mercury	0.00042	mg/L	0.00020	06/10/25 11:13	
92800255002	**BOW-PT-04**					
EPA 6020B	Lithium	0.0101J	mg/L	0.0300	06/12/25 21:47	J
SM 2320B-2011	Alkalinity,Bicarbonate (CaCO3)	411	mg/L	5.0	06/09/25 17:31	
SM 2320B-2011	Alkalinity, Total as CaCO3	411	mg/L	5.0	06/09/25 17:31	
SM 2540C-2015	Total Dissolved Solids	1660	mg/L	125	06/04/25 19:04	
EPA 300.0 Rev 2.1 1993	Chloride	348	mg/L	8.0	06/05/25 08:21	
EPA 300.0 Rev 2.1 1993	Fluoride	0.18	mg/L	0.10	06/05/25 03:49	
EPA 300.0 Rev 2.1 1993	Sulfate	306	mg/L	8.0	06/05/25 08:21	
EPA 6020B	Barium	0.091	mg/L	0.050	06/10/25 17:43	
EPA 6020B	Boron	9.6	mg/L	2.0	06/10/25 19:32	
EPA 6020B	Calcium	244	mg/L	10.0	06/10/25 17:43	
EPA 6020B	Cobalt	0.0098	mg/L	0.0050	06/16/25 14:01	
EPA 6020B	Iron	0.13J	mg/L	0.40	06/10/25 17:43	
EPA 6020B	Magnesium	51.8	mg/L	0.50	06/10/25 17:43	
EPA 6020B	Manganese	0.56	mg/L	0.40	06/10/25 17:43	
EPA 6020B	Molybdenum	0.026J	mg/L	0.10	06/10/25 17:43	
EPA 6020B	Potassium	10.0	mg/L	5.0	06/10/25 17:43	
EPA 6020B	Sodium	233	mg/L	10.0	06/10/25 17:43	
92800255003	**BOW-PT-05**					
EPA 6020B	Lithium	0.00645J	mg/L	0.0300	06/12/25 21:50	J
SM 2320B-2011	Alkalinity,Bicarbonate (CaCO3)	207	mg/L	5.0	06/09/25 16:31	
SM 2320B-2011	Alkalinity, Total as CaCO3	207	mg/L	5.0	06/09/25 16:31	
SM 2540C-2015	Total Dissolved Solids	1220	mg/L	125	06/04/25 19:04	
EPA 300.0 Rev 2.1 1993	Chloride	252	mg/L	6.0	06/05/25 08:35	
EPA 300.0 Rev 2.1 1993	Fluoride	0.21	mg/L	0.10	06/05/25 04:04	
EPA 300.0 Rev 2.1 1993	Sulfate	232	mg/L	6.0	06/05/25 08:35	
EPA 6020B	Barium	0.043J	mg/L	0.050	06/10/25 17:52	
EPA 6020B	Boron	6.3	mg/L	2.0	06/10/25 19:41	
EPA 6020B	Calcium	216	mg/L	10.0	06/10/25 17:52	

This report shall not be reproduced, except in full,
without the written consent of Pace Analytical Services, LLC.

Pace Analytical Services, LLC
9800 Kincey Ave. Suite 100
Huntersville, NC 28078
(704)875-9092

SUMMARY OF DETECTION

Project: Bowen AP-1-CA-Week 6
Pace Project No.: 92800255

Lab Sample ID Method	Client Sample ID Parameters	Result	Units	Report Limit	Analyzed	Qualifiers
92800255003	**BOW-PT-05**					
EPA 6020B	Cobalt	0.0073	mg/L	0.0050	06/16/25 14:05	
EPA 6020B	Iron	0.73	mg/L	0.40	06/10/25 17:52	
EPA 6020B	Magnesium	43.2	mg/L	0.50	06/10/25 17:52	
EPA 6020B	Manganese	1.1	mg/L	0.40	06/10/25 17:52	
EPA 6020B	Molybdenum	0.027J	mg/L	0.10	06/10/25 17:52	
EPA 6020B	Potassium	7.2	mg/L	5.0	06/10/25 17:52	
EPA 6020B	Sodium	49.0	mg/L	10.0	06/10/25 17:52	
92800255004	**BOW-PT-06**					
EPA 6020B	Lithium	0.00531J	mg/L	0.0300	06/12/25 21:53	J
SM 2320B-2011	Alkalinity,Bicarbonate (CaCO3)	198	mg/L	5.0	06/09/25 16:43	
SM 2320B-2011	Alkalinity, Total as CaCO3	198	mg/L	5.0	06/09/25 16:43	
SM 2540C-2015	Total Dissolved Solids	1620	mg/L	125	06/04/25 19:05	
SM 4500-S2D-2011	Sulfide	0.028J	mg/L	0.10	06/05/25 05:35	
EPA 300.0 Rev 2.1 1993	Chloride	420	mg/L	10.0	06/05/25 08:50	
EPA 300.0 Rev 2.1 1993	Fluoride	0.12	mg/L	0.10	06/05/25 04:19	
EPA 300.0 Rev 2.1 1993	Sulfate	309	mg/L	10.0	06/05/25 08:50	
EPA 6020B	Barium	0.093	mg/L	0.050	06/10/25 18:01	
EPA 6020B	Boron	8.3	mg/L	2.0	06/10/25 19:50	
EPA 6020B	Calcium	316	mg/L	50.0	06/10/25 19:50	
EPA 6020B	Cobalt	0.0053	mg/L	0.0050	06/16/25 14:09	
EPA 6020B	Iron	1.5	mg/L	0.40	06/10/25 18:01	
EPA 6020B	Magnesium	75.7	mg/L	0.50	06/10/25 18:01	
EPA 6020B	Manganese	0.96	mg/L	0.40	06/10/25 18:01	
EPA 6020B	Potassium	13.7	mg/L	5.0	06/10/25 18:01	
EPA 6020B	Sodium	79.9	mg/L	10.0	06/10/25 18:01	
92800255005	**BOW-INW-01**					
EPA 6020B	Lithium	0.0115J	mg/L	0.0300	06/12/25 21:56	J
SM 2320B-2011	Alkalinity,Bicarbonate (CaCO3)	303	mg/L	5.0	06/09/25 17:39	
SM 2320B-2011	Alkalinity, Total as CaCO3	303	mg/L	5.0	06/09/25 17:39	
SM 2540C-2015	Total Dissolved Solids	1760	mg/L	125	06/04/25 19:05	
EPA 300.0 Rev 2.1 1993	Chloride	424	mg/L	10.0	06/05/25 09:35	
EPA 300.0 Rev 2.1 1993	Fluoride	0.27	mg/L	0.10	06/05/25 04:34	
EPA 300.0 Rev 2.1 1993	Sulfate	359	mg/L	10.0	06/05/25 09:35	
EPA 6020B	Barium	0.10	mg/L	0.050	06/10/25 18:10	
EPA 6020B	Boron	10.4	mg/L	2.0	06/10/25 19:59	
EPA 6020B	Calcium	353	mg/L	50.0	06/10/25 19:59	
EPA 6020B	Cobalt	0.0050J	mg/L	0.0050	06/16/25 14:22	
EPA 6020B	Magnesium	57.2	mg/L	0.50	06/10/25 18:10	
EPA 6020B	Manganese	1.3	mg/L	0.40	06/10/25 18:10	
EPA 6020B	Molybdenum	0.070J	mg/L	0.10	06/10/25 18:10	
EPA 6020B	Potassium	11.7	mg/L	5.0	06/10/25 18:10	
EPA 6020B	Sodium	135	mg/L	10.0	06/10/25 18:10	
92800255006	**BOW-AP1-FD-01**					
EPA 6020B	Lithium	0.00610J	mg/L	0.0300	06/12/25 22:14	J
SM 2320B-2011	Alkalinity,Bicarbonate (CaCO3)	209	mg/L	5.0	06/09/25 17:11	
SM 2320B-2011	Alkalinity, Total as CaCO3	209	mg/L	5.0	06/09/25 17:11	

This report shall not be reproduced, except in full,
without the written consent of Pace Analytical Services, LLC.

Pace Analytical Services, LLC
9800 Kincey Ave. Suite 100
Huntersville, NC 28078
(704)875-9092

SUMMARY OF DETECTION

Project: Bowen AP-1-CA-Week 6
Pace Project No.: 92800255

Lab Sample ID Method	Client Sample ID Parameters	Result	Units	Report Limit	Analyzed	Qualifiers
92800255006	**BOW-AP1-FD-01**					
SM 2540C-2015	Total Dissolved Solids	1140	mg/L	125	06/04/25 19:05	
EPA 300.0 Rev 2.1 1993	Chloride	250	mg/L	6.0	06/05/25 12:11	
EPA 300.0 Rev 2.1 1993	Fluoride	0.21	mg/L	0.10	06/05/25 04:49	
EPA 300.0 Rev 2.1 1993	Sulfate	121	mg/L	6.0	06/05/25 12:11	
EPA 6020B	Barium	0.048J	mg/L	0.050	06/10/25 18:19	
EPA 6020B	Boron	6.9	mg/L	2.0	06/10/25 20:08	M1
EPA 6020B	Calcium	243	mg/L	10.0	06/10/25 18:19	M1
EPA 6020B	Cobalt	0.0081	mg/L	0.0050	06/16/25 14:27	
EPA 6020B	Iron	0.79	mg/L	0.40	06/10/25 18:19	
EPA 6020B	Magnesium	48.4	mg/L	0.50	06/10/25 18:19	M1
EPA 6020B	Manganese	1.2	mg/L	0.40	06/10/25 18:19	M1
EPA 6020B	Molybdenum	0.030J	mg/L	0.10	06/10/25 18:19	
EPA 6020B	Potassium	7.9	mg/L	5.0	06/10/25 18:19	
EPA 6020B	Sodium	53.6	mg/L	10.0	06/10/25 18:19	M1
92800255007	**BOW-AP1-FB-01**					
EPA 6020B	Boron	0.028J	mg/L	0.040	06/10/25 21:12	
EPA 6020B	Calcium	0.88J	mg/L	1.0	06/09/25 18:58	
EPA 6020B	Magnesium	0.24	mg/L	0.050	06/10/25 21:12	
EPA 6020B	Manganese	0.0033J	mg/L	0.040	06/10/25 21:12	
EPA 6020B	Sodium	0.26J	mg/L	1.0	06/10/25 21:12	

This report shall not be reproduced, except in full,
without the written consent of Pace Analytical Services, LLC.

Pace Analytical Services, LLC
9800 Kincey Ave. Suite 100
Huntersville, NC 28078
(704)875-9092

ANALYTICAL RESULTS

Project: Bowen AP-1-CA-Week 6
Pace Project No.: 92800255

Sample: BOW-PT-02 **Lab ID: 92800255001** Collected: 06/03/25 13:24 Received: 06/04/25 12:48 Matrix: Water

Parameters	Results	Units	Report Limit	MDL	DF	Prepared	Analyzed	CAS No.	Qual
Metals (ICPMS) 6020B	Analytical Method: EPA 6020B Preparation Method: 3015 Pace National - Mt. Juliet								
Lithium	**0.00889J**	mg/L	0.0300	0.000600	1	06/12/25 01:22	06/12/25 21:35	7439-93-2	J
2320B Alkalinity	Analytical Method: SM 2320B-2011 Pace Analytical Services - Asheville								
Alkalinity,Bicarbonate (CaCO3)	**205**	mg/L	5.0	5.0	1		06/09/25 15:56		
Alkalinity,Carbonate (CaCO3)	ND	mg/L	5.0	5.0	1		06/09/25 15:56		
Alkalinity, Total as CaCO3	**205**	mg/L	5.0	5.0	1		06/09/25 15:56		
2540C Total Dissolved Solids	Analytical Method: SM 2540C-2015 Pace Analytical Services - Asheville								
Total Dissolved Solids	**1160**	mg/L	125	125	1		06/04/25 19:04		
4500S2D Sulfide Water	Analytical Method: SM 4500-S2D-2011 Pace Analytical Services - Asheville								
Sulfide	ND	mg/L	0.10	0.022	1		06/05/25 05:34	18496-25-8	
300.0 IC Anions 28 Days	Analytical Method: EPA 300.0 Rev 2.1 1993 Pace Analytical Services - Asheville								
Chloride	**247**	mg/L	6.0	3.6	6		06/05/25 07:37	16887-00-6	M1
Fluoride	**0.23**	mg/L	0.10	0.050	1		06/05/25 02:14	16984-48-8	
Sulfate	**232**	mg/L	6.0	3.0	6		06/05/25 07:37	14808-79-8	M1
WC 6020B MET ICPMS	Analytical Method: EPA 6020B Preparation Method: EPA 3005A Pace Analytical Services - West Columbia								
Antimony	ND	mg/L	0.030	0.0050	10	06/07/25 08:37	06/10/25 17:34	7440-36-0	
Arsenic	ND	mg/L	0.050	0.012	10	06/07/25 08:37	06/10/25 17:34	7440-38-2	
Barium	**0.052**	mg/L	0.050	0.012	10	06/07/25 08:37	06/10/25 17:34	7440-39-3	
Beryllium	ND	mg/L	0.0050	0.0015	10	06/07/25 08:37	06/10/25 17:34	7440-41-7	
Boron	**7.0**	mg/L	2.0	0.31	50	06/07/25 08:37	06/10/25 19:23	7440-42-8	
Cadmium	ND	mg/L	0.0050	0.0012	10	06/07/25 08:37	06/10/25 17:34	7440-43-9	
Calcium	**236**	mg/L	10.0	1.0	10	06/07/25 08:37	06/10/25 17:34	7440-70-2	
Chromium	ND	mg/L	0.050	0.012	10	06/07/25 08:37	06/10/25 17:34	7440-47-3	
Cobalt	**0.0025J**	mg/L	0.0050	0.0012	1	06/07/25 08:37	06/16/25 13:56	7440-48-4	
Iron	ND	mg/L	0.40	0.12	10	06/07/25 08:37	06/10/25 17:34	7439-89-6	
Lead	ND	mg/L	0.010	0.0025	10	06/07/25 08:37	06/10/25 17:34	7439-92-1	
Magnesium	**42.0**	mg/L	0.50	0.10	10	06/07/25 08:37	06/10/25 17:34	7439-95-4	
Manganese	**0.23J**	mg/L	0.40	0.012	10	06/07/25 08:37	06/10/25 17:34	7439-96-5	
Molybdenum	**0.036J**	mg/L	0.10	0.025	10	06/07/25 08:37	06/10/25 17:34	7439-98-7	
Potassium	**8.3**	mg/L	5.0	1.0	10	06/07/25 08:37	06/10/25 17:34	7440-09-7	
Selenium	ND	mg/L	0.050	0.012	10	06/07/25 08:37	06/10/25 17:34	7782-49-2	1g
Sodium	**72.6**	mg/L	10.0	1.5	10	06/07/25 08:37	06/10/25 17:34	7440-23-5	
Thallium	ND	mg/L	0.010	0.0015	10	06/07/25 08:37	06/10/25 17:34	7440-28-0	

This report shall not be reproduced, except in full,
without the written consent of Pace Analytical Services, LLC.

Pace Analytical Services, LLC
9800 Kincey Ave. Suite 100
Huntersville, NC 28078
(704)875-9092

ANALYTICAL RESULTS

Project: Bowen AP-1-CA-Week 6
Pace Project No.: 92800255

Sample: BOW-PT-02 **Lab ID: 92800255001** Collected: 06/03/25 13:24 Received: 06/04/25 12:48 Matrix: Water

Parameters	Results	Units	Report Limit	MDL	DF	Prepared	Analyzed	CAS No.	Qual
WCOL 7470 Mercury	Analytical Method: EPA 7470A Preparation Method: EPA 7470A Pace Analytical Services - West Columbia								
Mercury	**0.00042**	mg/L	0.00020	0.000091	1	06/10/25 06:42	06/10/25 11:13	7439-97-6	

REPORT OF LABORATORY ANALYSIS

This report shall not be reproduced, except in full,
without the written consent of Pace Analytical Services, LLC.

Pace Analytical Services, LLC
9800 Kincey Ave. Suite 100
Huntersville, NC 28078
(704)875-9092

ANALYTICAL RESULTS

Project: Bowen AP-1-CA-Week 6
Pace Project No.: 92800255

Sample: BOW-PT-04 **Lab ID: 92800255002** Collected: 06/04/25 10:20 Received: 06/04/25 12:48 Matrix: Water

Parameters	Results	Units	Report Limit	MDL	DF	Prepared	Analyzed	CAS No.	Qual
Metals (ICPMS) 6020B	Analytical Method: EPA 6020B Preparation Method: 3015 Pace National - Mt. Juliet								
Lithium	**0.0101J**	mg/L	0.0300	0.000600	1	06/12/25 01:22	06/12/25 21:47	7439-93-2	J
2320B Alkalinity	Analytical Method: SM 2320B-2011 Pace Analytical Services - Asheville								
Alkalinity,Bicarbonate (CaCO3)	**411**	mg/L	5.0	5.0	1		06/09/25 17:31		
Alkalinity,Carbonate (CaCO3)	ND	mg/L	5.0	5.0	1		06/09/25 17:31		
Alkalinity, Total as CaCO3	**411**	mg/L	5.0	5.0	1		06/09/25 17:31		
2540C Total Dissolved Solids	Analytical Method: SM 2540C-2015 Pace Analytical Services - Asheville								
Total Dissolved Solids	**1660**	mg/L	125	125	1		06/04/25 19:04		
4500S2D Sulfide Water	Analytical Method: SM 4500-S2D-2011 Pace Analytical Services - Asheville								
Sulfide	ND	mg/L	0.10	0.022	1		06/05/25 05:36	18496-25-8	
300.0 IC Anions 28 Days	Analytical Method: EPA 300.0 Rev 2.1 1993 Pace Analytical Services - Asheville								
Chloride	**348**	mg/L	8.0	4.8	8		06/05/25 08:21	16887-00-6	
Fluoride	**0.18**	mg/L	0.10	0.050	1		06/05/25 03:49	16984-48-8	
Sulfate	**306**	mg/L	8.0	4.0	8		06/05/25 08:21	14808-79-8	
WC 6020B MET ICPMS	Analytical Method: EPA 6020B Preparation Method: EPA 3005A Pace Analytical Services - West Columbia								
Antimony	ND	mg/L	0.030	0.0050	10	06/07/25 08:37	06/10/25 17:43	7440-36-0	
Arsenic	ND	mg/L	0.050	0.012	10	06/07/25 08:37	06/10/25 17:43	7440-38-2	
Barium	**0.091**	mg/L	0.050	0.012	10	06/07/25 08:37	06/10/25 17:43	7440-39-3	
Beryllium	ND	mg/L	0.0050	0.0015	10	06/07/25 08:37	06/10/25 17:43	7440-41-7	
Boron	**9.6**	mg/L	2.0	0.31	50	06/07/25 08:37	06/10/25 19:32	7440-42-8	
Cadmium	ND	mg/L	0.0050	0.0012	10	06/07/25 08:37	06/10/25 17:43	7440-43-9	
Calcium	**244**	mg/L	10.0	1.0	10	06/07/25 08:37	06/10/25 17:43	7440-70-2	
Chromium	ND	mg/L	0.050	0.012	10	06/07/25 08:37	06/10/25 17:43	7440-47-3	
Cobalt	**0.0098**	mg/L	0.0050	0.0012	1	06/07/25 08:37	06/16/25 14:01	7440-48-4	
Iron	**0.13J**	mg/L	0.40	0.12	10	06/07/25 08:37	06/10/25 17:43	7439-89-6	
Lead	ND	mg/L	0.010	0.0025	10	06/07/25 08:37	06/10/25 17:43	7439-92-1	
Magnesium	**51.8**	mg/L	0.50	0.10	10	06/07/25 08:37	06/10/25 17:43	7439-95-4	
Manganese	**0.56**	mg/L	0.40	0.012	10	06/07/25 08:37	06/10/25 17:43	7439-96-5	
Molybdenum	**0.026J**	mg/L	0.10	0.025	10	06/07/25 08:37	06/10/25 17:43	7439-98-7	
Potassium	**10.0**	mg/L	5.0	1.0	10	06/07/25 08:37	06/10/25 17:43	7440-09-7	
Selenium	ND	mg/L	0.050	0.012	10	06/07/25 08:37	06/10/25 17:43	7782-49-2	1g
Sodium	**233**	mg/L	10.0	1.5	10	06/07/25 08:37	06/10/25 17:43	7440-23-5	
Thallium	ND	mg/L	0.010	0.0015	10	06/07/25 08:37	06/10/25 17:43	7440-28-0	

This report shall not be reproduced, except in full,
without the written consent of Pace Analytical Services, LLC.

Pace Analytical Services, LLC
9800 Kincey Ave. Suite 100
Huntersville, NC 28078
(704)875-9092

ANALYTICAL RESULTS

Project: Bowen AP-1-CA-Week 6
Pace Project No.: 92800255

Sample: BOW-PT-04 **Lab ID: 92800255002** Collected: 06/04/25 10:20 Received: 06/04/25 12:48 Matrix: Water

Parameters	Results	Units	Report Limit	MDL	DF	Prepared	Analyzed	CAS No.	Qual
WCOL 7470 Mercury	Analytical Method: EPA 7470A Preparation Method: EPA 7470A Pace Analytical Services - West Columbia								
Mercury	ND	mg/L	0.00020	0.000091	1	06/10/25 06:42	06/10/25 11:16	7439-97-6	

REPORT OF LABORATORY ANALYSIS

This report shall not be reproduced, except in full,
without the written consent of Pace Analytical Services, LLC.

Pace Analytical Services, LLC
9800 Kincey Ave. Suite 100
Huntersville, NC 28078
(704)875-9092

ANALYTICAL RESULTS

Project: Bowen AP-1-CA-Week 6
Pace Project No.: 92800255

Sample: BOW-PT-05 **Lab ID: 92800255003** Collected: 06/03/25 11:08 Received: 06/04/25 12:48 Matrix: Water

Parameters	Results	Units	Report Limit	MDL	DF	Prepared	Analyzed	CAS No.	Qual
Metals (ICPMS) 6020B	Analytical Method: EPA 6020B Preparation Method: 3015 Pace National - Mt. Juliet								
Lithium	**0.00645J**	mg/L	0.0300	0.000600	1	06/12/25 01:22	06/12/25 21:50	7439-93-2	J
2320B Alkalinity	Analytical Method: SM 2320B-2011 Pace Analytical Services - Asheville								
Alkalinity,Bicarbonate (CaCO3)	**207**	mg/L	5.0	5.0	1		06/09/25 16:31		
Alkalinity,Carbonate (CaCO3)	ND	mg/L	5.0	5.0	1		06/09/25 16:31		
Alkalinity, Total as CaCO3	**207**	mg/L	5.0	5.0	1		06/09/25 16:31		
2540C Total Dissolved Solids	Analytical Method: SM 2540C-2015 Pace Analytical Services - Asheville								
Total Dissolved Solids	**1220**	mg/L	125	125	1		06/04/25 19:04		
4500S2D Sulfide Water	Analytical Method: SM 4500-S2D-2011 Pace Analytical Services - Asheville								
Sulfide	ND	mg/L	0.10	0.022	1		06/05/25 05:34	18496-25-8	
300.0 IC Anions 28 Days	Analytical Method: EPA 300.0 Rev 2.1 1993 Pace Analytical Services - Asheville								
Chloride	**252**	mg/L	6.0	3.6	6		06/05/25 08:35	16887-00-6	
Fluoride	**0.21**	mg/L	0.10	0.050	1		06/05/25 04:04	16984-48-8	
Sulfate	**232**	mg/L	6.0	3.0	6		06/05/25 08:35	14808-79-8	
WC 6020B MET ICPMS	Analytical Method: EPA 6020B Preparation Method: EPA 3005A Pace Analytical Services - West Columbia								
Antimony	ND	mg/L	0.030	0.0050	10	06/07/25 08:37	06/10/25 17:52	7440-36-0	
Arsenic	ND	mg/L	0.050	0.012	10	06/07/25 08:37	06/10/25 17:52	7440-38-2	
Barium	**0.043J**	mg/L	0.050	0.012	10	06/07/25 08:37	06/10/25 17:52	7440-39-3	
Beryllium	ND	mg/L	0.0050	0.0015	10	06/07/25 08:37	06/10/25 17:52	7440-41-7	
Boron	**6.3**	mg/L	2.0	0.31	50	06/07/25 08:37	06/10/25 19:41	7440-42-8	
Cadmium	ND	mg/L	0.0050	0.0012	10	06/07/25 08:37	06/10/25 17:52	7440-43-9	
Calcium	**216**	mg/L	10.0	1.0	10	06/07/25 08:37	06/10/25 17:52	7440-70-2	
Chromium	ND	mg/L	0.050	0.012	10	06/07/25 08:37	06/10/25 17:52	7440-47-3	
Cobalt	**0.0073**	mg/L	0.0050	0.0012	1	06/07/25 08:37	06/16/25 14:05	7440-48-4	
Iron	**0.73**	mg/L	0.40	0.12	10	06/07/25 08:37	06/10/25 17:52	7439-89-6	
Lead	ND	mg/L	0.010	0.0025	10	06/07/25 08:37	06/10/25 17:52	7439-92-1	
Magnesium	**43.2**	mg/L	0.50	0.10	10	06/07/25 08:37	06/10/25 17:52	7439-95-4	
Manganese	**1.1**	mg/L	0.40	0.012	10	06/07/25 08:37	06/10/25 17:52	7439-96-5	
Molybdenum	**0.027J**	mg/L	0.10	0.025	10	06/07/25 08:37	06/10/25 17:52	7439-98-7	
Potassium	**7.2**	mg/L	5.0	1.0	10	06/07/25 08:37	06/10/25 17:52	7440-09-7	
Selenium	ND	mg/L	0.050	0.012	10	06/07/25 08:37	06/10/25 17:52	7782-49-2	1g
Sodium	**49.0**	mg/L	10.0	1.5	10	06/07/25 08:37	06/10/25 17:52	7440-23-5	
Thallium	ND	mg/L	0.010	0.0015	10	06/07/25 08:37	06/10/25 17:52	7440-28-0	

This report shall not be reproduced, except in full,
without the written consent of Pace Analytical Services, LLC.

Pace Analytical Services, LLC
9800 Kincey Ave. Suite 100
Huntersville, NC 28078
(704)875-9092

ANALYTICAL RESULTS

Project: Bowen AP-1-CA-Week 6
Pace Project No.: 92800255

Sample: BOW-PT-05 **Lab ID: 92800255003** Collected: 06/03/25 11:08 Received: 06/04/25 12:48 Matrix: Water

Parameters	Results	Units	Report Limit	MDL	DF	Prepared	Analyzed	CAS No.	Qual
WCOL 7470 Mercury	Analytical Method: EPA 7470A Preparation Method: EPA 7470A Pace Analytical Services - West Columbia								
Mercury	ND	mg/L	0.00020	0.000091	1	06/10/25 06:42	06/10/25 11:18	7439-97-6	

This report shall not be reproduced, except in full,
without the written consent of Pace Analytical Services, LLC.

Pace Analytical Services, LLC
9800 Kincey Ave. Suite 100
Huntersville, NC 28078
(704)875-9092

ANALYTICAL RESULTS

Project: Bowen AP-1-CA-Week 6
Pace Project No.: 92800255

Sample: BOW-PT-06 **Lab ID: 92800255004** Collected: 06/03/25 12:00 Received: 06/04/25 12:48 Matrix: Water

Parameters	Results	Units	Report Limit	MDL	DF	Prepared	Analyzed	CAS No.	Qual
Metals (ICPMS) 6020B	Analytical Method: EPA 6020B Preparation Method: 3015 Pace National - Mt. Juliet								
Lithium	**0.00531J**	mg/L	0.0300	0.000600	1	06/12/25 01:22	06/12/25 21:53	7439-93-2	J
2320B Alkalinity	Analytical Method: SM 2320B-2011 Pace Analytical Services - Asheville								
Alkalinity,Bicarbonate (CaCO3)	**198**	mg/L	5.0	5.0	1		06/09/25 16:43		
Alkalinity,Carbonate (CaCO3)	ND	mg/L	5.0	5.0	1		06/09/25 16:43		
Alkalinity, Total as CaCO3	**198**	mg/L	5.0	5.0	1		06/09/25 16:43		
2540C Total Dissolved Solids	Analytical Method: SM 2540C-2015 Pace Analytical Services - Asheville								
Total Dissolved Solids	**1620**	mg/L	125	125	1		06/04/25 19:05		
4500S2D Sulfide Water	Analytical Method: SM 4500-S2D-2011 Pace Analytical Services - Asheville								
Sulfide	**0.028J**	mg/L	0.10	0.022	1		06/05/25 05:35	18496-25-8	
300.0 IC Anions 28 Days	Analytical Method: EPA 300.0 Rev 2.1 1993 Pace Analytical Services - Asheville								
Chloride	**420**	mg/L	10.0	6.0	10		06/05/25 08:50	16887-00-6	
Fluoride	**0.12**	mg/L	0.10	0.050	1		06/05/25 04:19	16984-48-8	
Sulfate	**309**	mg/L	10.0	5.0	10		06/05/25 08:50	14808-79-8	
WC 6020B MET ICPMS	Analytical Method: EPA 6020B Preparation Method: EPA 3005A Pace Analytical Services - West Columbia								
Antimony	ND	mg/L	0.030	0.0050	10	06/07/25 08:37	06/10/25 18:01	7440-36-0	
Arsenic	ND	mg/L	0.050	0.012	10	06/07/25 08:37	06/10/25 18:01	7440-38-2	
Barium	**0.093**	mg/L	0.050	0.012	10	06/07/25 08:37	06/10/25 18:01	7440-39-3	
Beryllium	ND	mg/L	0.0050	0.0015	10	06/07/25 08:37	06/10/25 18:01	7440-41-7	
Boron	**8.3**	mg/L	2.0	0.31	50	06/07/25 08:37	06/10/25 19:50	7440-42-8	
Cadmium	ND	mg/L	0.0050	0.0012	10	06/07/25 08:37	06/10/25 18:01	7440-43-9	
Calcium	**316**	mg/L	50.0	5.0	50	06/07/25 08:37	06/10/25 19:50	7440-70-2	
Chromium	ND	mg/L	0.050	0.012	10	06/07/25 08:37	06/10/25 18:01	7440-47-3	
Cobalt	**0.0053**	mg/L	0.0050	0.0012	1	06/07/25 08:37	06/16/25 14:09	7440-48-4	
Iron	**1.5**	mg/L	0.40	0.12	10	06/07/25 08:37	06/10/25 18:01	7439-89-6	
Lead	ND	mg/L	0.010	0.0025	10	06/07/25 08:37	06/10/25 18:01	7439-92-1	
Magnesium	**75.7**	mg/L	0.50	0.10	10	06/07/25 08:37	06/10/25 18:01	7439-95-4	
Manganese	**0.96**	mg/L	0.40	0.012	10	06/07/25 08:37	06/10/25 18:01	7439-96-5	
Molybdenum	ND	mg/L	0.10	0.025	10	06/07/25 08:37	06/10/25 18:01	7439-98-7	
Potassium	**13.7**	mg/L	5.0	1.0	10	06/07/25 08:37	06/10/25 18:01	7440-09-7	
Selenium	ND	mg/L	0.050	0.012	10	06/07/25 08:37	06/10/25 18:01	7782-49-2	1g
Sodium	**79.9**	mg/L	10.0	1.5	10	06/07/25 08:37	06/10/25 18:01	7440-23-5	
Thallium	ND	mg/L	0.010	0.0015	10	06/07/25 08:37	06/10/25 18:01	7440-28-0	

This report shall not be reproduced, except in full,
without the written consent of Pace Analytical Services, LLC.

Pace Analytical Services, LLC
9800 Kincey Ave. Suite 100
Huntersville, NC 28078
(704)875-9092

ANALYTICAL RESULTS

Project: Bowen AP-1-CA-Week 6
Pace Project No.: 92800255

Sample: BOW-PT-06 **Lab ID: 92800255004** Collected: 06/03/25 12:00 Received: 06/04/25 12:48 Matrix: Water

Parameters	Results	Units	Report Limit	MDL	DF	Prepared	Analyzed	CAS No.	Qual
WCOL 7470 Mercury	Analytical Method: EPA 7470A Preparation Method: EPA 7470A Pace Analytical Services - West Columbia								
Mercury	ND	mg/L	0.00020	0.000091	1	06/10/25 06:42	06/10/25 11:21	7439-97-6	

This report shall not be reproduced, except in full,
without the written consent of Pace Analytical Services, LLC.

Pace Analytical Services, LLC
9800 Kincey Ave. Suite 100
Huntersville, NC 28078
(704)875-9092

ANALYTICAL RESULTS

Project: Bowen AP-1-CA-Week 6
Pace Project No.: 92800255

Sample: BOW-INW-01 **Lab ID: 92800255005** Collected: 06/03/25 13:35 Received: 06/04/25 12:48 Matrix: Water

Parameters	Results	Units	Report Limit	MDL	DF	Prepared	Analyzed	CAS No.	Qual
Metals (ICPMS) 6020B	Analytical Method: EPA 6020B Preparation Method: 3015 Pace National - Mt. Juliet								
Lithium	**0.0115J**	mg/L	0.0300	0.000600	1	06/12/25 01:22	06/12/25 21:56	7439-93-2	J
2320B Alkalinity	Analytical Method: SM 2320B-2011 Pace Analytical Services - Asheville								
Alkalinity,Bicarbonate (CaCO3)	**303**	mg/L	5.0	5.0	1		06/09/25 17:39		
Alkalinity,Carbonate (CaCO3)	ND	mg/L	5.0	5.0	1		06/09/25 17:39		
Alkalinity, Total as CaCO3	**303**	mg/L	5.0	5.0	1		06/09/25 17:39		
2540C Total Dissolved Solids	Analytical Method: SM 2540C-2015 Pace Analytical Services - Asheville								
Total Dissolved Solids	**1760**	mg/L	125	125	1		06/04/25 19:05		
4500S2D Sulfide Water	Analytical Method: SM 4500-S2D-2011 Pace Analytical Services - Asheville								
Sulfide	ND	mg/L	0.10	0.022	1		06/05/25 05:36	18496-25-8	
300.0 IC Anions 28 Days	Analytical Method: EPA 300.0 Rev 2.1 1993 Pace Analytical Services - Asheville								
Chloride	**424**	mg/L	10.0	6.0	10		06/05/25 09:35	16887-00-6	
Fluoride	**0.27**	mg/L	0.10	0.050	1		06/05/25 04:34	16984-48-8	
Sulfate	**359**	mg/L	10.0	5.0	10		06/05/25 09:35	14808-79-8	
WC 6020B MET ICPMS	Analytical Method: EPA 6020B Preparation Method: EPA 3005A Pace Analytical Services - West Columbia								
Antimony	ND	mg/L	0.030	0.0050	10	06/07/25 08:37	06/10/25 18:10	7440-36-0	
Arsenic	ND	mg/L	0.050	0.012	10	06/07/25 08:37	06/10/25 18:10	7440-38-2	
Barium	**0.10**	mg/L	0.050	0.012	10	06/07/25 08:37	06/10/25 18:10	7440-39-3	
Beryllium	ND	mg/L	0.0050	0.0015	10	06/07/25 08:37	06/10/25 18:10	7440-41-7	
Boron	**10.4**	mg/L	2.0	0.31	50	06/07/25 08:37	06/10/25 19:59	7440-42-8	
Cadmium	ND	mg/L	0.0050	0.0012	10	06/07/25 08:37	06/10/25 18:10	7440-43-9	
Calcium	**353**	mg/L	50.0	5.0	50	06/07/25 08:37	06/10/25 19:59	7440-70-2	
Chromium	ND	mg/L	0.050	0.012	10	06/07/25 08:37	06/10/25 18:10	7440-47-3	
Cobalt	**0.0050J**	mg/L	0.0050	0.0012	1	06/07/25 08:37	06/16/25 14:22	7440-48-4	
Iron	ND	mg/L	0.40	0.12	10	06/07/25 08:37	06/10/25 18:10	7439-89-6	
Lead	ND	mg/L	0.010	0.0025	10	06/07/25 08:37	06/10/25 18:10	7439-92-1	
Magnesium	**57.2**	mg/L	0.50	0.10	10	06/07/25 08:37	06/10/25 18:10	7439-95-4	
Manganese	**1.3**	mg/L	0.40	0.012	10	06/07/25 08:37	06/10/25 18:10	7439-96-5	
Molybdenum	**0.070J**	mg/L	0.10	0.025	10	06/07/25 08:37	06/10/25 18:10	7439-98-7	
Potassium	**11.7**	mg/L	5.0	1.0	10	06/07/25 08:37	06/10/25 18:10	7440-09-7	
Selenium	ND	mg/L	0.050	0.012	10	06/07/25 08:37	06/10/25 18:10	7782-49-2	1g
Sodium	**135**	mg/L	10.0	1.5	10	06/07/25 08:37	06/10/25 18:10	7440-23-5	
Thallium	ND	mg/L	0.010	0.0015	10	06/07/25 08:37	06/10/25 18:10	7440-28-0	

This report shall not be reproduced, except in full,
without the written consent of Pace Analytical Services, LLC.

Pace Analytical Services, LLC
9800 Kincey Ave. Suite 100
Huntersville, NC 28078
(704)875-9092

ANALYTICAL RESULTS

Project: Bowen AP-1-CA-Week 6
Pace Project No.: 92800255

Sample: BOW-INW-01 **Lab ID: 92800255005** Collected: 06/03/25 13:35 Received: 06/04/25 12:48 Matrix: Water

Parameters	Results	Units	Report Limit	MDL	DF	Prepared	Analyzed	CAS No.	Qual
WCOL 7470 Mercury	Analytical Method: EPA 7470A Preparation Method: EPA 7470A Pace Analytical Services - West Columbia								
Mercury	ND	mg/L	0.00020	0.000091	1	06/10/25 06:42	06/10/25 11:23	7439-97-6	

This report shall not be reproduced, except in full,
without the written consent of Pace Analytical Services, LLC.

Pace Analytical Services, LLC
9800 Kincey Ave. Suite 100
Huntersville, NC 28078
(704)875-9092

ANALYTICAL RESULTS

Project: Bowen AP-1-CA-Week 6
Pace Project No.: 92800255

Sample: BOW-AP1-FD-01 **Lab ID: 92800255006** Collected: 06/03/25 00:00 Received: 06/04/25 12:48 Matrix: Water

Parameters	Results	Units	Report Limit	MDL	DF	Prepared	Analyzed	CAS No.	Qual
Metals (ICPMS) 6020B	Analytical Method: EPA 6020B Preparation Method: 3015 Pace National - Mt. Juliet								
Lithium	**0.00610J**	mg/L	0.0300	0.000600	1	06/12/25 01:22	06/12/25 22:14	7439-93-2	J
2320B Alkalinity	Analytical Method: SM 2320B-2011 Pace Analytical Services - Asheville								
Alkalinity,Bicarbonate (CaCO3)	**209**	mg/L	5.0	5.0	1		06/09/25 17:11		
Alkalinity,Carbonate (CaCO3)	ND	mg/L	5.0	5.0	1		06/09/25 17:11		
Alkalinity, Total as CaCO3	**209**	mg/L	5.0	5.0	1		06/09/25 17:11		
2540C Total Dissolved Solids	Analytical Method: SM 2540C-2015 Pace Analytical Services - Asheville								
Total Dissolved Solids	**1140**	mg/L	125	125	1		06/04/25 19:05		
4500S2D Sulfide Water	Analytical Method: SM 4500-S2D-2011 Pace Analytical Services - Asheville								
Sulfide	ND	mg/L	0.10	0.022	1		06/05/25 05:36	18496-25-8	
300.0 IC Anions 28 Days	Analytical Method: EPA 300.0 Rev 2.1 1993 Pace Analytical Services - Asheville								
Chloride	**250**	mg/L	6.0	3.6	6		06/05/25 12:11	16887-00-6	
Fluoride	**0.21**	mg/L	0.10	0.050	1		06/05/25 04:49	16984-48-8	
Sulfate	**121**	mg/L	6.0	3.0	6		06/05/25 12:11	14808-79-8	
WC 6020B MET ICPMS	Analytical Method: EPA 6020B Preparation Method: EPA 3005A Pace Analytical Services - West Columbia								
Antimony	ND	mg/L	0.030	0.0050	10	06/07/25 08:37	06/10/25 18:19	7440-36-0	
Arsenic	ND	mg/L	0.050	0.012	10	06/07/25 08:37	06/10/25 18:19	7440-38-2	
Barium	**0.048J**	mg/L	0.050	0.012	10	06/07/25 08:37	06/10/25 18:19	7440-39-3	
Beryllium	ND	mg/L	0.0050	0.0015	10	06/07/25 08:37	06/10/25 18:19	7440-41-7	
Boron	**6.9**	mg/L	2.0	0.31	50	06/07/25 08:37	06/10/25 20:08	7440-42-8	M1
Cadmium	ND	mg/L	0.0050	0.0012	10	06/07/25 08:37	06/10/25 18:19	7440-43-9	
Calcium	**243**	mg/L	10.0	1.0	10	06/07/25 08:37	06/10/25 18:19	7440-70-2	M1
Chromium	ND	mg/L	0.050	0.012	10	06/07/25 08:37	06/10/25 18:19	7440-47-3	
Cobalt	**0.0081**	mg/L	0.0050	0.0012	1	06/07/25 08:37	06/16/25 14:27	7440-48-4	
Iron	**0.79**	mg/L	0.40	0.12	10	06/07/25 08:37	06/10/25 18:19	7439-89-6	
Lead	ND	mg/L	0.010	0.0025	10	06/07/25 08:37	06/10/25 18:19	7439-92-1	
Magnesium	**48.4**	mg/L	0.50	0.10	10	06/07/25 08:37	06/10/25 18:19	7439-95-4	M1
Manganese	**1.2**	mg/L	0.40	0.012	10	06/07/25 08:37	06/10/25 18:19	7439-96-5	M1
Molybdenum	**0.030J**	mg/L	0.10	0.025	10	06/07/25 08:37	06/10/25 18:19	7439-98-7	
Potassium	**7.9**	mg/L	5.0	1.0	10	06/07/25 08:37	06/10/25 18:19	7440-09-7	
Selenium	ND	mg/L	0.050	0.012	10	06/07/25 08:37	06/10/25 18:19	7782-49-2	1g
Sodium	**53.6**	mg/L	10.0	1.5	10	06/07/25 08:37	06/10/25 18:19	7440-23-5	M1
Thallium	ND	mg/L	0.010	0.0015	10	06/07/25 08:37	06/10/25 18:19	7440-28-0	

This report shall not be reproduced, except in full,
without the written consent of Pace Analytical Services, LLC.

Pace Analytical Services, LLC
9800 Kincey Ave. Suite 100
Huntersville, NC 28078
(704)875-9092

ANALYTICAL RESULTS

Project: Bowen AP-1-CA-Week 6
Pace Project No.: 92800255

Sample: BOW-AP1-FD-01 **Lab ID: 92800255006** Collected: 06/03/25 00:00 Received: 06/04/25 12:48 Matrix: Water

Parameters	Results	Units	Report Limit	MDL	DF	Prepared	Analyzed	CAS No.	Qual
WCOL 7470 Mercury	Analytical Method: EPA 7470A Preparation Method: EPA 7470A Pace Analytical Services - West Columbia								
Mercury	ND	mg/L	0.00020	0.000091	1	06/10/25 06:42	06/10/25 11:26	7439-97-6	

This report shall not be reproduced, except in full,
without the written consent of Pace Analytical Services, LLC.

Pace Analytical Services, LLC
9800 Kincey Ave. Suite 100
Huntersville, NC 28078
(704)875-9092

ANALYTICAL RESULTS

Project: Bowen AP-1-CA-Week 6
Pace Project No.: 92800255

Sample: BOW-AP1-FB-01 **Lab ID: 92800255007** Collected: 06/04/25 11:00 Received: 06/04/25 12:48 Matrix: Water

Parameters	Results	Units	Report Limit	MDL	DF	Prepared	Analyzed	CAS No.	Qual
Metals (ICPMS) 6020B	Analytical Method: EPA 6020B Preparation Method: 3015								
	Pace National - Mt. Juliet								
Lithium	ND	mg/L	0.0300	0.000600	1	06/12/25 01:22	06/12/25 22:17	7439-93-2	
2320B Alkalinity	Analytical Method: SM 2320B-2011								
	Pace Analytical Services - Asheville								
Alkalinity,Bicarbonate (CaCO3)	ND	mg/L	5.0	5.0	1		06/09/25 17:23		
Alkalinity,Carbonate (CaCO3)	ND	mg/L	5.0	5.0	1		06/09/25 17:23		
Alkalinity, Total as CaCO3	ND	mg/L	5.0	5.0	1		06/09/25 17:23		
2540C Total Dissolved Solids	Analytical Method: SM 2540C-2015								
	Pace Analytical Services - Asheville								
Total Dissolved Solids	ND	mg/L	25.0	25.0	1		06/04/25 19:05		
4500S2D Sulfide Water	Analytical Method: SM 4500-S2D-2011								
	Pace Analytical Services - Asheville								
Sulfide	ND	mg/L	0.10	0.022	1		06/05/25 05:37	18496-25-8	
300.0 IC Anions 28 Days	Analytical Method: EPA 300.0 Rev 2.1 1993								
	Pace Analytical Services - Asheville								
Chloride	ND	mg/L	1.0	0.60	1		06/05/25 05:03	16887-00-6	
Fluoride	ND	mg/L	0.10	0.050	1		06/05/25 05:03	16984-48-8	
Sulfate	ND	mg/L	1.0	0.50	1		06/05/25 05:03	14808-79-8	
WC 6020B MET ICPMS	Analytical Method: EPA 6020B Preparation Method: EPA 3005A								
	Pace Analytical Services - West Columbia								
Antimony	ND	mg/L	0.0030	0.00050	1	06/07/25 08:37	06/10/25 21:12	7440-36-0	
Arsenic	ND	mg/L	0.0050	0.0012	1	06/07/25 08:37	06/10/25 21:12	7440-38-2	
Barium	ND	mg/L	0.0050	0.0012	1	06/07/25 08:37	06/10/25 21:12	7440-39-3	
Beryllium	ND	mg/L	0.00050	0.00015	1	06/07/25 08:37	06/10/25 21:12	7440-41-7	
Boron	**0.028J**	mg/L	0.040	0.0062	1	06/07/25 08:37	06/10/25 21:12	7440-42-8	
Cadmium	ND	mg/L	0.00050	0.00012	1	06/07/25 08:37	06/10/25 21:12	7440-43-9	
Calcium	**0.88J**	mg/L	1.0	0.10	1	06/07/25 08:37	06/09/25 18:58	7440-70-2	
Chromium	ND	mg/L	0.0050	0.0012	1	06/07/25 08:37	06/10/25 21:12	7440-47-3	
Cobalt	ND	mg/L	0.0050	0.0012	1	06/07/25 08:37	06/16/25 14:48	7440-48-4	
Iron	ND	mg/L	0.040	0.012	1	06/07/25 08:37	06/10/25 21:12	7439-89-6	
Lead	ND	mg/L	0.0010	0.00025	1	06/07/25 08:37	06/10/25 21:12	7439-92-1	
Magnesium	**0.24**	mg/L	0.050	0.010	1	06/07/25 08:37	06/10/25 21:12	7439-95-4	
Manganese	**0.0033J**	mg/L	0.040	0.0012	1	06/07/25 08:37	06/10/25 21:12	7439-96-5	
Molybdenum	ND	mg/L	0.010	0.0025	1	06/07/25 08:37	06/10/25 21:12	7439-98-7	
Potassium	ND	mg/L	0.50	0.10	1	06/07/25 08:37	06/10/25 21:12	7440-09-7	
Selenium	ND	mg/L	0.0050	0.0012	1	06/07/25 08:37	06/10/25 21:12	7782-49-2	
Sodium	**0.26J**	mg/L	1.0	0.15	1	06/07/25 08:37	06/10/25 21:12	7440-23-5	
Thallium	ND	mg/L	0.0010	0.00015	1	06/07/25 08:37	06/10/25 21:12	7440-28-0	

This report shall not be reproduced, except in full,
without the written consent of Pace Analytical Services, LLC.

Pace Analytical Services, LLC
9800 Kincey Ave. Suite 100
Huntersville, NC 28078
(704)875-9092

ANALYTICAL RESULTS

Project: Bowen AP-1-CA-Week 6
Pace Project No.: 92800255

Sample: BOW-AP1-FB-01 **Lab ID: 92800255007** Collected: 06/04/25 11:00 Received: 06/04/25 12:48 Matrix: Water

Parameters	Results	Units	Report Limit	MDL	DF	Prepared	Analyzed	CAS No.	Qual
WCOL 7470 Mercury	Analytical Method: EPA 7470A Preparation Method: EPA 7470A Pace Analytical Services - West Columbia								
Mercury	ND	mg/L	0.00020	0.000091	1	06/10/25 06:42	06/10/25 11:39	7439-97-6	

This report shall not be reproduced, except in full,
without the written consent of Pace Analytical Services, LLC.

Pace Analytical Services, LLC
9800 Kincey Ave. Suite 100
Huntersville, NC 28078
(704)875-9092

ANALYTICAL RESULTS

Project: Bowen AP-1-CA-Week 6
Pace Project No.: 92800255

Sample: BOW-AP1-EB-01 **Lab ID: 92800255008** Collected: 06/04/25 10:55 Received: 06/04/25 12:48 Matrix: Water

Parameters	Results	Units	Report Limit	MDL	DF	Prepared	Analyzed	CAS No.	Qual
Metals (ICPMS) 6020B	Analytical Method: EPA 6020B Preparation Method: 3015 Pace National - Mt. Juliet								
Lithium	ND	mg/L	0.0300	0.000600	1	06/12/25 01:22	06/12/25 22:20	7439-93-2	
2320B Alkalinity	Analytical Method: SM 2320B-2011 Pace Analytical Services - Asheville								
Alkalinity,Bicarbonate (CaCO3)	ND	mg/L	5.0	5.0	1		06/09/25 17:27		
Alkalinity,Carbonate (CaCO3)	ND	mg/L	5.0	5.0	1		06/09/25 17:27		
Alkalinity, Total as CaCO3	ND	mg/L	5.0	5.0	1		06/09/25 17:27		
2540C Total Dissolved Solids	Analytical Method: SM 2540C-2015 Pace Analytical Services - Asheville								
Total Dissolved Solids	ND	mg/L	25.0	25.0	1		06/04/25 19:05		
4500S2D Sulfide Water	Analytical Method: SM 4500-S2D-2011 Pace Analytical Services - Asheville								
Sulfide	ND	mg/L	0.10	0.022	1		06/05/25 05:37	18496-25-8	
300.0 IC Anions 28 Days	Analytical Method: EPA 300.0 Rev 2.1 1993 Pace Analytical Services - Asheville								
Chloride	ND	mg/L	1.0	0.60	1		06/05/25 05:18	16887-00-6	
Fluoride	ND	mg/L	0.10	0.050	1		06/05/25 05:18	16984-48-8	
Sulfate	ND	mg/L	1.0	0.50	1		06/05/25 05:18	14808-79-8	
WC 6020B MET ICPMS	Analytical Method: EPA 6020B Preparation Method: EPA 3005A Pace Analytical Services - West Columbia								
Antimony	ND	mg/L	0.0030	0.00050	1	06/07/25 08:37	06/10/25 21:21	7440-36-0	
Arsenic	ND	mg/L	0.0050	0.0012	1	06/07/25 08:37	06/10/25 21:21	7440-38-2	
Barium	ND	mg/L	0.0050	0.0012	1	06/07/25 08:37	06/10/25 21:21	7440-39-3	
Beryllium	ND	mg/L	0.00050	0.00015	1	06/07/25 08:37	06/10/25 21:21	7440-41-7	
Boron	ND	mg/L	0.040	0.0062	1	06/07/25 08:37	06/10/25 21:21	7440-42-8	
Cadmium	ND	mg/L	0.00050	0.00012	1	06/07/25 08:37	06/10/25 21:21	7440-43-9	
Calcium	ND	mg/L	1.0	0.10	1	06/07/25 08:37	06/10/25 21:21	7440-70-2	1g
Chromium	ND	mg/L	0.0050	0.0012	1	06/07/25 08:37	06/10/25 21:21	7440-47-3	
Cobalt	ND	mg/L	0.0050	0.0012	1	06/07/25 08:37	06/16/25 14:53	7440-48-4	
Iron	ND	mg/L	0.040	0.012	1	06/07/25 08:37	06/10/25 21:21	7439-89-6	
Lead	ND	mg/L	0.0010	0.00025	1	06/07/25 08:37	06/10/25 21:21	7439-92-1	
Magnesium	ND	mg/L	0.050	0.010	1	06/07/25 08:37	06/10/25 21:21	7439-95-4	
Manganese	ND	mg/L	0.040	0.0012	1	06/07/25 08:37	06/10/25 21:21	7439-96-5	
Molybdenum	ND	mg/L	0.010	0.0025	1	06/07/25 08:37	06/10/25 21:21	7439-98-7	
Potassium	ND	mg/L	0.50	0.10	1	06/07/25 08:37	06/10/25 21:21	7440-09-7	
Selenium	ND	mg/L	0.0050	0.0012	1	06/07/25 08:37	06/10/25 21:21	7782-49-2	
Sodium	ND	mg/L	1.0	0.15	1	06/07/25 08:37	06/10/25 21:21	7440-23-5	
Thallium	ND	mg/L	0.0010	0.00015	1	06/07/25 08:37	06/10/25 21:21	7440-28-0	

This report shall not be reproduced, except in full,
without the written consent of Pace Analytical Services, LLC.

Pace Analytical Services, LLC
9800 Kincey Ave. Suite 100
Huntersville, NC 28078
(704)875-9092

ANALYTICAL RESULTS

Project: Bowen AP-1-CA-Week 6
Pace Project No.: 92800255

Sample: BOW-AP1-EB-01 **Lab ID: 92800255008** Collected: 06/04/25 10:55 Received: 06/04/25 12:48 Matrix: Water

Parameters	Results	Units	Report Limit	MDL	DF	Prepared	Analyzed	CAS No.	Qual
WCOL 7470 Mercury	Analytical Method: EPA 7470A Preparation Method: EPA 7470A Pace Analytical Services - West Columbia								
Mercury	ND	mg/L	0.00020	0.000091	1	06/10/25 06:42	06/10/25 11:41	7439-97-6	

This report shall not be reproduced, except in full,
without the written consent of Pace Analytical Services, LLC.

Pace Analytical Services, LLC
9800 Kincey Ave. Suite 100
Huntersville, NC 28078
(704)875-9092

QUALITY CONTROL DATA

Project: Bowen AP-1-CA-Week 6
Pace Project No.: 92800255

QC Batch: 2534139
QC Batch Method: 3015
Analysis Method: EPA 6020B
Analysis Description: Metals (ICPMS) 6020B
Laboratory: Pace National - Mt. Juliet
Associated Lab Samples: 92800255001, 92800255002, 92800255003, 92800255004, 92800255005, 92800255006, 92800255007, 92800255008

METHOD BLANK: R4229645-1 Matrix: Water
Associated Lab Samples: 92800255001, 92800255002, 92800255003, 92800255004, 92800255005, 92800255006, 92800255007, 92800255008

Parameter	Units	Blank Result	Reporting Limit	MDL	Analyzed	Qualifiers
Lithium	mg/L	ND	0.0300	0.000600	06/12/25 21:28	

LABORATORY CONTROL SAMPLE: R4229645-2

Parameter	Units	Spike Conc.	LCS Result	LCS % Rec	% Rec Limits	Qualifiers
Lithium	mg/L	0.0500	0.0474	94.8	80.0-120	

MATRIX SPIKE & MATRIX SPIKE DUPLICATE: R4229645-4 R4229645-5

Parameter	Units	92800255001 Result	MS Spike Conc.	MSD Spike Conc.	MS Result	MSD Result	MS % Rec	MSD % Rec	% Rec Limits	RPD	Max RPD	Qual
Lithium	mg/L	0.00889	0.0500	0.0500	0.0551	0.0547	92.5	91.6	75.0-125	0.788	20	

Results presented on this page are in the units indicated by the "Units" column except where an alternate unit is presented to the right of the result.

REPORT OF LABORATORY ANALYSIS

This report shall not be reproduced, except in full,
without the written consent of Pace Analytical Services, LLC.

Pace Analytical Services, LLC
9800 Kincey Ave. Suite 100
Huntersville, NC 28078
(704)875-9092

QUALITY CONTROL DATA

Project: Bowen AP-1-CA-Week 6
Pace Project No.: 92800255

QC Batch: 939797
QC Batch Method: SM 2320B-2011
Analysis Method: SM 2320B-2011
Analysis Description: 2320B Alkalinity
Laboratory: Pace Analytical Services - Asheville
Associated Lab Samples: 92800255001, 92800255002, 92800255003, 92800255004, 92800255005, 92800255006, 92800255007, 92800255008

METHOD BLANK: 4830012
Matrix: Water
Associated Lab Samples: 92800255001, 92800255002, 92800255003, 92800255004, 92800255005, 92800255006, 92800255007, 92800255008

Parameter	Units	Blank Result	Reporting Limit	MDL	Analyzed	Qualifiers
Alkalinity, Total as CaCO3	mg/L	ND	5.0	5.0	06/09/25 15:38	
Alkalinity,Bicarbonate (CaCO3)	mg/L	ND	5.0	5.0	06/09/25 15:38	
Alkalinity,Carbonate (CaCO3)	mg/L	ND	5.0	5.0	06/09/25 15:38	

LABORATORY CONTROL SAMPLE: 4830013

Parameter	Units	Spike Conc.	LCS Result	LCS % Rec	% Rec Limits	Qualifiers
Alkalinity, Total as CaCO3	mg/L	50	51.2	102	80-120	

LABORATORY CONTROL SAMPLE: 4830014

Parameter	Units	Spike Conc.	LCS Result	LCS % Rec	% Rec Limits	Qualifiers
Alkalinity, Total as CaCO3	mg/L	50	52.6	105	80-120	

MATRIX SPIKE & MATRIX SPIKE DUPLICATE: 4834760 4834761

Parameter	Units	92800255001 Result	MS Spike Conc.	MSD Spike Conc.	MS Result	MSD Result	MS % Rec	MSD % Rec	% Rec Limits	RPD	Max RPD	Qual
Alkalinity, Total as CaCO3	mg/L	205	50	50	250	258	92	108	80-120	3	25	

Results presented on this page are in the units indicated by the "Units" column except where an alternate unit is presented to the right of the result.

This report shall not be reproduced, except in full,
without the written consent of Pace Analytical Services, LLC.

Pace Analytical Services, LLC
9800 Kincey Ave. Suite 100
Huntersville, NC 28078
(704)875-9092

QUALITY CONTROL DATA

Project: Bowen AP-1-CA-Week 6
Pace Project No.: 92800255

QC Batch: 939836
QC Batch Method: SM 2540C-2015
Analysis Method: SM 2540C-2015
Analysis Description: 2540C Total Dissolved Solids
Laboratory: Pace Analytical Services - Asheville
Associated Lab Samples: 92800255001, 92800255002, 92800255003, 92800255004, 92800255005, 92800255006, 92800255007, 92800255008

METHOD BLANK: 4830385
Matrix: Water
Associated Lab Samples: 92800255001, 92800255002, 92800255003, 92800255004, 92800255005, 92800255006, 92800255007, 92800255008

Parameter	Units	Blank Result	Reporting Limit	MDL	Analyzed	Qualifiers
Total Dissolved Solids	mg/L	ND	25.0	25.0	06/04/25 19:04	

LABORATORY CONTROL SAMPLE: 4830386

Parameter	Units	Spike Conc.	LCS Result	LCS % Rec	% Rec Limits	Qualifiers
Total Dissolved Solids	mg/L	250	264	106	90-110	

SAMPLE DUPLICATE: 4830387

Parameter	Units	92800255001 Result	Dup Result	RPD	Max RPD	Qualifiers
Total Dissolved Solids	mg/L	1160	1260	8	25	

Results presented on this page are in the units indicated by the "Units" column except where an alternate unit is presented to the right of the result.

This report shall not be reproduced, except in full,
without the written consent of Pace Analytical Services, LLC.

Pace Analytical Services, LLC
9800 Kincey Ave. Suite 100
Huntersville, NC 28078
(704)875-9092

QUALITY CONTROL DATA

Project: Bowen AP-1-CA-Week 6
Pace Project No.: 92800255

QC Batch: 939876
QC Batch Method: SM 4500-S2D-2011
Analysis Method: SM 4500-S2D-2011
Analysis Description: 4500S2D Sulfide Water
Laboratory: Pace Analytical Services - Asheville
Associated Lab Samples: 92800255001, 92800255002, 92800255003, 92800255004, 92800255005, 92800255006, 92800255007, 92800255008

METHOD BLANK: 4830484 Matrix: Water
Associated Lab Samples: 92800255001, 92800255002, 92800255003, 92800255004, 92800255005, 92800255006, 92800255007, 92800255008

Parameter	Units	Blank Result	Reporting Limit	MDL	Analyzed	Qualifiers
Sulfide	mg/L	ND	0.10	0.022	06/05/25 05:21	

LABORATORY CONTROL SAMPLE: 4830485

Parameter	Units	Spike Conc.	LCS Result	LCS % Rec	% Rec Limits	Qualifiers
Sulfide	mg/L	0.5	0.50	99	80-120	

MATRIX SPIKE & MATRIX SPIKE DUPLICATE: 4830486 4830487

Parameter	Units	92800156001 Result	MS Spike Conc.	MSD Spike Conc.	MS Result	MSD Result	MS % Rec	MSD % Rec	% Rec Limits	RPD	Max RPD	Qual
Sulfide	mg/L	ND	0.5	0.5	0.52	0.53	103	105	80-120	1	10	

MATRIX SPIKE & MATRIX SPIKE DUPLICATE: 4830488 4830489

Parameter	Units	92800147005 Result	MS Spike Conc.	MSD Spike Conc.	MS Result	MSD Result	MS % Rec	MSD % Rec	% Rec Limits	RPD	Max RPD	Qual
Sulfide	mg/L	ND	0.5	0.5	0.42	0.41	80	79	80-120	1	10	M1

Results presented on this page are in the units indicated by the "Units" column except where an alternate unit is presented to the right of the result.

This report shall not be reproduced, except in full,
without the written consent of Pace Analytical Services, LLC.

Pace Analytical Services, LLC
9800 Kincey Ave. Suite 100
Huntersville, NC 28078
(704)875-9092

QUALITY CONTROL DATA

Project: Bowen AP-1-CA-Week 6
Pace Project No.: 92800255

QC Batch: 939800
QC Batch Method: EPA 300.0 Rev 2.1 1993
Analysis Method: EPA 300.0 Rev 2.1 1993
Analysis Description: 300.0 IC Anions
Laboratory: Pace Analytical Services - Asheville
Associated Lab Samples: 92800255001, 92800255002, 92800255003, 92800255004, 92800255005, 92800255006, 92800255007, 92800255008

METHOD BLANK: 4830030 Matrix: Water
Associated Lab Samples: 92800255001, 92800255002, 92800255003, 92800255004, 92800255005, 92800255006, 92800255007, 92800255008

Parameter	Units	Blank Result	Reporting Limit	MDL	Analyzed	Qualifiers
Chloride	mg/L	ND	1.0	0.60	06/04/25 21:41	
Fluoride	mg/L	ND	0.10	0.050	06/04/25 21:41	
Sulfate	mg/L	ND	1.0	0.50	06/04/25 21:41	

LABORATORY CONTROL SAMPLE: 4830031

Parameter	Units	Spike Conc.	LCS Result	LCS % Rec	% Rec Limits	Qualifiers
Chloride	mg/L	50	52.0	104	90-110	
Fluoride	mg/L	2.5	2.5	101	90-110	
Sulfate	mg/L	50	52.2	104	90-110	

MATRIX SPIKE & MATRIX SPIKE DUPLICATE: 4830032 4830033

Parameter	Units	92800255001 Result	MS Spike Conc.	MSD Spike Conc.	MS Result	MSD Result	MS % Rec	MSD % Rec	% Rec Limits	RPD	Max RPD	Qual
Chloride	mg/L	247	50	50	286	289	76	83	90-110	1	10	M1
Fluoride	mg/L	0.23	2.5	2.5	2.7	2.7	97	100	90-110	2	10	
Sulfate	mg/L	232	50	50	271	274	77	84	90-110	1	10	M1

Results presented on this page are in the units indicated by the "Units" column except where an alternate unit is presented to the right of the result.

This report shall not be reproduced, except in full,
without the written consent of Pace Analytical Services, LLC.

Pace Analytical Services, LLC
9800 Kincey Ave. Suite 100
Huntersville, NC 28078
(704)875-9092

QUALITY CONTROL DATA

Project: Bowen AP-1-CA-Week 6
Pace Project No.: 92800255

QC Batch: 940246
QC Batch Method: EPA 3005A
Analysis Method: EPA 6020B
Analysis Description: WC 6020B MET
Laboratory: Pace Analytical Services - West Columbia
Associated Lab Samples: 92800255001, 92800255002, 92800255003, 92800255004, 92800255005, 92800255006, 92800255007, 92800255008

METHOD BLANK: 4832429
Matrix: Water
Associated Lab Samples: 92800255001, 92800255002, 92800255003, 92800255004, 92800255005, 92800255006, 92800255007, 92800255008

Parameter	Units	Blank Result	Reporting Limit	MDL	Analyzed	Qualifiers
Antimony	mg/L	ND	0.0030	0.00050	06/10/25 17:16	
Arsenic	mg/L	ND	0.0050	0.0012	06/10/25 17:16	
Barium	mg/L	ND	0.0050	0.0012	06/10/25 17:16	
Beryllium	mg/L	ND	0.00050	0.00015	06/10/25 17:16	
Boron	mg/L	ND	0.040	0.0062	06/10/25 17:16	
Cadmium	mg/L	ND	0.00050	0.00012	06/10/25 17:16	
Calcium	mg/L	ND	1.0	0.10	06/10/25 17:16	
Chromium	mg/L	ND	0.0050	0.0012	06/10/25 17:16	
Cobalt	mg/L	ND	0.0050	0.0012	06/10/25 17:16	
Iron	mg/L	ND	0.040	0.012	06/10/25 17:16	
Lead	mg/L	ND	0.0010	0.00025	06/10/25 17:16	
Magnesium	mg/L	ND	0.050	0.010	06/10/25 17:16	
Manganese	mg/L	ND	0.040	0.0012	06/10/25 17:16	
Molybdenum	mg/L	ND	0.010	0.0025	06/10/25 17:16	
Potassium	mg/L	ND	0.50	0.10	06/10/25 17:16	
Selenium	mg/L	ND	0.0050	0.0012	06/10/25 17:16	
Sodium	mg/L	ND	1.0	0.15	06/10/25 17:16	
Thallium	mg/L	ND	0.0010	0.00015	06/10/25 17:16	

LABORATORY CONTROL SAMPLE: 4832430

Parameter	Units	Spike Conc.	LCS Result	LCS % Rec	% Rec Limits	Qualifiers
Antimony	mg/L	0.1	0.096	96	80-120	
Arsenic	mg/L	0.1	0.095	95	80-120	
Barium	mg/L	0.1	0.10	103	80-120	
Beryllium	mg/L	0.1	0.092	92	80-120	
Boron	mg/L	0.1	0.094	94	80-120	
Cadmium	mg/L	0.1	0.097	97	80-120	
Calcium	mg/L	1	1.1	106	80-120	
Chromium	mg/L	0.1	0.10	101	80-120	
Cobalt	mg/L	0.1	0.10	102	80-120	
Iron	mg/L	1	1.0	104	80-120	
Lead	mg/L	0.1	0.095	95	80-120	
Magnesium	mg/L	1	1.1	109	80-120	
Manganese	mg/L	0.1	0.10	103	80-120	
Molybdenum	mg/L	0.1	0.12	118	80-120	
Potassium	mg/L	1	1.1	114	80-120	

Results presented on this page are in the units indicated by the "Units" column except where an alternate unit is presented to the right of the result.

This report shall not be reproduced, except in full,
without the written consent of Pace Analytical Services, LLC.

Pace Analytical Services, LLC
9800 Kincey Ave. Suite 100
Huntersville, NC 28078
(704)875-9092

QUALITY CONTROL DATA

Project: Bowen AP-1-CA-Week 6
Pace Project No.: 92800255

LABORATORY CONTROL SAMPLE: 4832430

Parameter	Units	Spike Conc.	LCS Result	LCS % Rec	% Rec Limits	Qualifiers
Selenium	mg/L	0.1	0.094	94	80-120	
Sodium	mg/L	1	0.92J	92	80-120	
Thallium	mg/L	0.1	0.092	92	80-120	

MATRIX SPIKE & MATRIX SPIKE DUPLICATE: 4832431 4832432

Parameter	Units	92800255006 Result	MS Spike Conc.	MSD Spike Conc.	MS Result	MSD Result	MS % Rec	MSD % Rec	% Rec Limits	RPD	Max RPD	Qual
Antimony	mg/L	ND	0.1	0.1	0.10	0.10	100	102	75-125	2	20	
Arsenic	mg/L	ND	0.1	0.1	0.10	0.11	101	106	75-125	5	20	
Barium	mg/L	0.048J	0.1	0.1	0.15	0.15	101	101	75-125	0	20	
Beryllium	mg/L	ND	0.1	0.1	0.096	0.10	96	100	75-125	5	20	
Boron	mg/L	6.9	0.1	0.1	7.0	7.1	100	187	75-125	1	20	M1
Cadmium	mg/L	ND	0.1	0.1	0.10	0.10	100	105	75-125	4	20	
Calcium	mg/L	243	1	1	245	241	231	-160	75-125	2	20	M1
Chromium	mg/L	ND	0.1	0.1	0.097	0.10	96	101	75-125	5	20	
Cobalt	mg/L	0.0081	0.1	0.1	0.11	0.11	101	103	75-125	2	20	
Iron	mg/L	0.79	1	1	1.7	1.8	96	106	75-125	5	20	
Lead	mg/L	ND	0.1	0.1	0.098	0.10	98	100	75-125	3	20	
Magnesium	mg/L	48.4	1	1	47.6	49.7	-76	128	75-125	4	20	M1
Manganese	mg/L	1.2	0.1	0.1	1.3	1.3	56	99	75-125	3	20	M1
Molybdenum	mg/L	0.030J	0.1	0.1	0.14	0.14	107	113	75-125	4	20	
Potassium	mg/L	7.9	1	1	8.7	8.9	80	101	75-125	2	20	
Selenium	mg/L	ND	0.1	0.1	0.11	0.10	106	102	75-125	3	20	
Sodium	mg/L	53.6	1	1	52.7	53.8	-88	23	75-125	2	20	M1
Thallium	mg/L	ND	0.1	0.1	0.086	0.088	85	88	75-125	3	20	

Results presented on this page are in the units indicated by the "Units" column except where an alternate unit is presented to the right of the result.

This report shall not be reproduced, except in full,
without the written consent of Pace Analytical Services, LLC.

Pace Analytical Services, LLC
9800 Kincey Ave. Suite 100
Huntersville, NC 28078
(704)875-9092

QUALITY CONTROL DATA

Project: Bowen AP-1-CA-Week 6
Pace Project No.: 92800255

QC Batch: 940245
QC Batch Method: EPA 7470A
Analysis Method: EPA 7470A
Analysis Description: WCOL 7470 Mercury
Laboratory: Pace Analytical Services - West Columbia
Associated Lab Samples: 92800255001, 92800255002, 92800255003, 92800255004, 92800255005, 92800255006, 92800255007, 92800255008

METHOD BLANK: 4832425
Matrix: Water
Associated Lab Samples: 92800255001, 92800255002, 92800255003, 92800255004, 92800255005, 92800255006, 92800255007, 92800255008

Parameter	Units	Blank Result	Reporting Limit	MDL	Analyzed	Qualifiers
Mercury	mg/L	ND	0.00020	0.000091	06/10/25 11:03	

LABORATORY CONTROL SAMPLE: 4832426

Parameter	Units	Spike Conc.	LCS Result	LCS % Rec	% Rec Limits	Qualifiers
Mercury	mg/L	0.002	0.0020	101	80-120	

MATRIX SPIKE & MATRIX SPIKE DUPLICATE: 4832427 4832428

Parameter	Units	92800255006 Result	MS Spike Conc.	MSD Spike Conc.	MS Result	MSD Result	MS % Rec	MSD % Rec	% Rec Limits	RPD	Max RPD	Qual
Mercury	mg/L	ND	0.002	0.002	0.0020	0.0021	96	105	80-120	9	20	

Results presented on this page are in the units indicated by the "Units" column except where an alternate unit is presented to the right of the result.

REPORT OF LABORATORY ANALYSIS

This report shall not be reproduced, except in full,
without the written consent of Pace Analytical Services, LLC.

Pace Analytical Services, LLC
9800 Kincey Ave. Suite 100
Huntersville, NC 28078
(704)875-9092

QUALIFIERS

Project: Bowen AP-1-CA-Week 6
Pace Project No.: 92800255

DEFINITIONS

DF - Dilution Factor, if reported, represents the factor applied to the reported data due to dilution of the sample aliquot.

ND - Not Detected at or above adjusted reporting limit.

TNTC - Too Numerous To Count

J - Estimated concentration above the adjusted method detection limit and below the adjusted reporting limit.

MDL - Adjusted Method Detection Limit.

PQL - Practical Quantitation Limit.

RL - Reporting Limit - The lowest concentration value that meets project requirements for quantitative data with known precision and bias for a specific analyte in a specific matrix.

S - Surrogate

1,2-Diphenylhydrazine decomposes to and cannot be separated from Azobenzene using Method 8270. The result for each analyte is a combined concentration.

Consistent with EPA guidelines, unrounded data are displayed and have been used to calculate % recovery and RPD values.

LCS(D) - Laboratory Control Sample (Duplicate)

MS(D) - Matrix Spike (Duplicate)

DUP - Sample Duplicate

RPD - Relative Percent Difference

NC - Not Calculable.

SG - Silica Gel - Clean-Up

U - Indicates the compound was analyzed for, but not detected.

Acid preservation may not be appropriate for 2 Chloroethylvinyl ether.

A separate vial preserved to a pH of 4-5 is recommended in SW846 Chapter 4 for the analysis of Acrolein and Acrylonitrile by EPA Method 8260.

N-Nitrosodiphenylamine decomposes and cannot be separated from Diphenylamine using Method 8270. The result reported for each analyte is a combined concentration.

Reported results are not rounded until the final step prior to reporting. Therefore, calculated parameters that are typically reported as "Total" may vary slightly from the sum of the reported component parameters.

Pace Analytical is TNI accredited. Contact your Pace PM for the current list of accredited analytes.

TNI - The NELAC Institute.

ANALYTE QUALIFIERS

1g	The continuing calibration verification (CCV) for this analyte is above laboratory acceptance limits. The analyte was not detected above the reporting limit in the associated sample.
J	Analyte detected below the reporting limit, therefore result is an estimate. This qualifier is also used for all TICs.
M1	Matrix spike recovery exceeded QC limits. Batch accepted based on laboratory control sample (LCS) recovery.

This report shall not be reproduced, except in full,
without the written consent of Pace Analytical Services, LLC.

Pace Analytical Services, LLC
9800 Kincey Ave. Suite 100
Huntersville, NC 28078
(704)875-9092

QUALITY CONTROL DATA CROSS REFERENCE TABLE

Project: Bowen AP-1-CA-Week 6
Pace Project No.: 92800255

Lab ID	Sample ID	QC Batch Method	QC Batch	Analytical Method	Analytical Batch
92800255001	**BOW-PT-02**	3015	2534139	EPA 6020B	2534139
92800255002	**BOW-PT-04**	3015	2534139	EPA 6020B	2534139
92800255003	**BOW-PT-05**	3015	2534139	EPA 6020B	2534139
92800255004	**BOW-PT-06**	3015	2534139	EPA 6020B	2534139
92800255005	**BOW-INW-01**	3015	2534139	EPA 6020B	2534139
92800255006	**BOW-AP1-FD-01**	3015	2534139	EPA 6020B	2534139
92800255007	**BOW-AP1-FB-01**	3015	2534139	EPA 6020B	2534139
92800255008	**BOW-AP1-EB-01**	3015	2534139	EPA 6020B	2534139
92800255001	**BOW-PT-02**	SM 2320B-2011	939797		
92800255002	**BOW-PT-04**	SM 2320B-2011	939797		
92800255003	**BOW-PT-05**	SM 2320B-2011	939797		
92800255004	**BOW-PT-06**	SM 2320B-2011	939797		
92800255005	**BOW-INW-01**	SM 2320B-2011	939797		
92800255006	**BOW-AP1-FD-01**	SM 2320B-2011	939797		
92800255007	**BOW-AP1-FB-01**	SM 2320B-2011	939797		
92800255008	**BOW-AP1-EB-01**	SM 2320B-2011	939797		
92800255001	**BOW-PT-02**	SM 2540C-2015	939836		
92800255002	**BOW-PT-04**	SM 2540C-2015	939836		
92800255003	**BOW-PT-05**	SM 2540C-2015	939836		
92800255004	**BOW-PT-06**	SM 2540C-2015	939836		
92800255005	**BOW-INW-01**	SM 2540C-2015	939836		
92800255006	**BOW-AP1-FD-01**	SM 2540C-2015	939836		
92800255007	**BOW-AP1-FB-01**	SM 2540C-2015	939836		
92800255008	**BOW-AP1-EB-01**	SM 2540C-2015	939836		
92800255001	**BOW-PT-02**	SM 4500-S2D-2011	939876		
92800255002	**BOW-PT-04**	SM 4500-S2D-2011	939876		
92800255003	**BOW-PT-05**	SM 4500-S2D-2011	939876		
92800255004	**BOW-PT-06**	SM 4500-S2D-2011	939876		
92800255005	**BOW-INW-01**	SM 4500-S2D-2011	939876		
92800255006	**BOW-AP1-FD-01**	SM 4500-S2D-2011	939876		
92800255007	**BOW-AP1-FB-01**	SM 4500-S2D-2011	939876		
92800255008	**BOW-AP1-EB-01**	SM 4500-S2D-2011	939876		
92800255001	**BOW-PT-02**	EPA 300.0 Rev 2.1 1993	939800		
92800255002	**BOW-PT-04**	EPA 300.0 Rev 2.1 1993	939800		
92800255003	**BOW-PT-05**	EPA 300.0 Rev 2.1 1993	939800		
92800255004	**BOW-PT-06**	EPA 300.0 Rev 2.1 1993	939800		
92800255005	**BOW-INW-01**	EPA 300.0 Rev 2.1 1993	939800		
92800255006	**BOW-AP1-FD-01**	EPA 300.0 Rev 2.1 1993	939800		
92800255007	**BOW-AP1-FB-01**	EPA 300.0 Rev 2.1 1993	939800		
92800255008	**BOW-AP1-EB-01**	EPA 300.0 Rev 2.1 1993	939800		
92800255001	**BOW-PT-02**	EPA 3005A	940246	EPA 6020B	941202
92800255002	**BOW-PT-04**	EPA 3005A	940246	EPA 6020B	941202
92800255003	**BOW-PT-05**	EPA 3005A	940246	EPA 6020B	941202
92800255004	**BOW-PT-06**	EPA 3005A	940246	EPA 6020B	941202
92800255005	**BOW-INW-01**	EPA 3005A	940246	EPA 6020B	941202
92800255006	**BOW-AP1-FD-01**	EPA 3005A	940246	EPA 6020B	941202

This report shall not be reproduced, except in full,
without the written consent of Pace Analytical Services, LLC.

Pace Analytical Services, LLC
9800 Kincey Ave. Suite 100
Huntersville, NC 28078
(704)875-9092

QUALITY CONTROL DATA CROSS REFERENCE TABLE

Project: Bowen AP-1-CA-Week 6
Pace Project No.: 92800255

Lab ID	Sample ID	QC Batch Method	QC Batch	Analytical Method	Analytical Batch
92800255007	**BOW-AP1-FB-01**	EPA 3005A	940246	EPA 6020B	941202
92800255008	**BOW-AP1-EB-01**	EPA 3005A	940246	EPA 6020B	941202
92800255001	**BOW-PT-02**	EPA 7470A	940245	EPA 7470A	941030
92800255002	**BOW-PT-04**	EPA 7470A	940245	EPA 7470A	941030
92800255003	**BOW-PT-05**	EPA 7470A	940245	EPA 7470A	941030
92800255004	**BOW-PT-06**	EPA 7470A	940245	EPA 7470A	941030
92800255005	**BOW-INW-01**	EPA 7470A	940245	EPA 7470A	941030
92800255006	**BOW-AP1-FD-01**	EPA 7470A	940245	EPA 7470A	941030
92800255007	**BOW-AP1-FB-01**	EPA 7470A	940245	EPA 7470A	941030
92800255008	**BOW-AP1-EB-01**	EPA 7470A	940245	EPA 7470A	941030

This report shall not be reproduced, except in full,
without the written consent of Pace Analytical Services, LLC.

Pace	DC#_Title: ENV-FRM-HUN1-0083 v05_Sample Condition Upon Receipt
	Effective Date: 05/24/2024

Laboratory receiving samples:
Asheville ☐ Eden ☐ Greenwood ☐ Huntersville ☐ Raleigh ☐ Mechanicsville ☐ Atlanta ☑ Kernersville ☐

Sample Condition Upon Receipt

Client Name: GA Power Bowen

Project #:

WO# : 92800255
92800255

Courier: ☐ Commercial ☐ Fed Ex ☐ UPS ☐ USPS ☐ Client ☐ Pace ☐ Other:____

Custody Seal Present? ☑ Yes ☐ No **Seals Intact?** ☑ Yes ☐ No ☐ N/A

Date/Initials Person Examining Contents: 6/4/25 ow

Packing Material: ☑ Bubble Wrap ☐ Bubble Bags ☐ None ☐ Other

Biological Tissue Frozen? ☐ Yes ☐ No ☑ N/A

Thermometer: ☐ IR Gun ID: 214

Type of Ice: ☑ Wet ☐ Blue ☐ None

Cooler Temp: 4.0 **Correction Factor:** Add/Subtract (°C) 0

Temp should be above freezing to 6°C
☐ Samples out of temp criteria. Samples on ice, cooling process has begun

Cooler Temp Corrected (°C): 4.0

USDA Regulated Soil (☐ N/A, water sample)
Did samples originate in a quarantine zone within the United States: CA, NY, or SC (check maps)? ☐ Yes ☐ No

Did samples originate from a foreign source (internationally, including Hawaii and Puerto Rico)? ☐ Yes ☐ No

				Comments/Discrepancy:
Chain of Custody Present?	☑ Yes	☐ No	☐ N/A	1.
Samples Arrived within Hold Time?	☑ Yes	☐ No	☐ N/A	2.
Short Hold Time Analysis (<72 hr.)?	☐ Yes	☑ No	☐ N/A	3.
Rush Turn Around Time Requested?	☐ Yes	☑ No	☐ N/A	4.
Sufficient Volume?	☑ Yes	☐ No	☐ N/A	5.
Correct Containers Used?	☑ Yes	☐ No	☐ N/A	6.
-Pace Containers Used?	☑ Yes	☐ No	☐ N/A	
Containers Intact?	☑ Yes	☐ No	☐ N/A	7.
Dissolved analysis: Samples Field Filtered?	☐ Yes	☑ No	☐ N/A	8.
Sample Labels Match COC? -Includes Date/Time/ID/Analysis Matrix: WG WQ	☑ Yes	☐ No	☐ N/A	9.
Headspace in VOA Vials (>5-6mm)?	☐ Yes	☐ No	☑ N/A	10.
Trip Blank Present?	☐ Yes	☐ No	☑ N/A	11.
Trip Blank Custody Seals Present?	☐ Yes	☐ No	☑ N/A	

COMMENTS/SAMPLE DISCREPANCY

Field Data Required? ☐ Yes ☐ No

Lot ID of split containers:

CLIENT NOTIFICATION/RESOLUTION

Person contacted: _____ Date/Time: _____

Project Manager SCURF Review: _____ **Date:** _____

Project Manager SRF Review: _____ **Date:** _____

Pace ANALYTICAL SERVICES

DC#_Title: ENV-FRM-HUN1-0083 v05_Sample Condition Upon Receipt

Effective Date: 05/24/2024

WO#: 92800255

PM: BV Due Date: 06/11/25

CLIENT: 92-GP-BOWLF

*Check mark top half of box if pH and/or dechlorination is verified and within the acceptance range for preservation samples.

Exceptions: VOA, Coliform, TOC, Oil and Grease, DRO/8015 (water) DOC, LLHg

**Bottom half of box is to list number of bottles

***Check all unpreserved Nitrates for chlorine

Project #

Laboratory Receiving Location: Asheville ☐ Eden ☐ Greenwood ☐ Huntersville ☐ Raleigh ☐ Mechanicsville ☐ Atlanta ☑ Kernersville ☐

Client GA Power - Bowen Profile/EZ (Circle one)_____ Notes_____

Item#	BP4U-125 mL Plastic Unpreserved (N/A) (Cl-)	BP3U-250 mL Plastic Unpreserved (N/A)	BP2U-500 mL Plastic Unpreserved (N/A)	BP1U-1 liter Plastic Unpreserved (N/A)		BP4S-125 mL Plastic H2SO4 (pH < 2) (Cl-)	BP3N-250 mL plastic HNO3 (pH < 2)	BP4Z-125 mL Plastic ZN Acetate & NaOH (>9)	BP4B-125 mL Plastic NaOH (pH > 12) (Cl-)	WGFU-Wide-mouthed Glass Jar Unpreserved	AG1U-1 liter Amber Unpreserved (N/A) (Cl-)	AG1H-1 liter Amber HCl (pH < 2)	AG3U-250 mL Amber Unpreserved (N/A) (Cl-)	AG1S-1 liter Amber H2SO4 (pH < 2)	AG3S-250 mL Amber H2SO4 (pH < 2)	DG94-40 mL Amber NH4Cl (N/A)(Cl-)	DG9H-40 mL VOA HCl (N/A)	VG9T-40 mL VOA Na2S2O3 (N/A)	VG9U-40 mL VOA Unpreserved (N/A)	DG9V-40 mL VOA H3PO4 (N/A)	KP7U-50 mL Plastic Unpreserved (N/A)	V/GK (3 vials per kit)-VPH/Gas kit (N/A)	SP5T-125 mL Sterile Plastic (N/A – lab)	SP2T-250 mL Sterile Plastic (N/A – lab)		BP3R-250 mL Plastic (NH2)2SO4 (9.3-9.7)	AG0U-100 mL Amber Unpreserved (N/A) (Cl-)	VSGU-20 mL Scintillation vials (N/A)	DG9U-40 mL Amber Unpreserved vials (N/A)
CC																													
1		2	1				2 ✓	1 ✓																					
2		2	1				2 ✓	1 ✓																					
3		2	1				2 ✓	1 ✓																					
4		2	1				2 ✓	1 ✓																					
5		2	1				2 ✓	1 ✓																					
6		2	1				2 ✓	1 ✓																					
7		2	1				2 ✓	1 ✓																					
8		2	1				2 ✓	1 ✓																					
9																													
10																													
11																													
12																													

pH Adjustment Log for Preserved Samples

Sample ID	Type of Preservative	pH upon receipt	Date preservation adjusted	Time preservation adjusted	Amount of Preservative added	Lot #

Note: Whenever there is a discrepancy affecting North Carolina compliance samples, a copy of this form will be sent to the North Carolina DENR Certification Office (i.e. Out of hold, incorrect preservative, out of temp, incorrect containers.

Pace® Location Requested (City/State):

Pace Analytical Charlotte
9800 Kincey Ave. Suite 100, Huntersville, NC 28078

CHAIN-OF-CUSTODY Analytical Request Document

Chain-of-Custody is a LEGAL DOCUMENT - Complete all relevant fields

LAB USE ONLY- Affix Workorder/Login Label Here

Scan QR Code for instructions

Company Name: Georgia Power - Bowen

Street Address: 241 Ralph McGill Blvd NE, Bin 10160, Atlanta, GA 30308

Customer Project #:

Project Name: Bowen AP-1 CA Week 6

Site Collection Info/Facility ID (as applicable):

Contact/Report To: Kristen Jurinko, Mintao Lu, Marty Crook

Phone #: (470) 217-0008

E-Mail: knjurink@southernco.com

Cc E-Mail: Laura Midkiff, Ben Hodges, Mike Smilley, Noelia Gangi

Invoice to: Account Payable

Invoice E-mail: georglapowerInvoices@southernco.com

Purchase Order # (if applicable): GPC82474-0007

Quote #:

Time Zone Collected: [ ] AK [ ] PT [ ] MT [ ] CT [X] ET

County / State origin of sample(s): Georgia

Data Deliverables: [ ] Level II [ ] Level III [ ] Level IV [ ] EQUIS [ ] Other

Regulatory Program (DW, RCRA, etc.) as applicable: Reportable [ ] Yes [ ] No

Rush (Pre-approval required): [ ] Same Day [ ] 1 Day [ ] 2 Day [ ] 3 Day Other 5 Day

Date Results Requested:

DW PWSID # or WW Permit # as applicable:

Field Filtered (if applicable): [ ] Yes [ ] No

Analysis:

* Matrix Codes (Insert in Matrix box below): Drinking Water (DW), Ground Water (GW), Wastewater (WW), Product (P), Soil/Solid (SS), Oil (OL), Wipe (WP), Tissue (TS), Bioassay (B), Vapor (V), Surface Water (SW), Sediment (SED), Sludge (SL), Caulk (CK), Leachate (LL), Biosolid (BS), Other (OT)

Specify Container Size **: 3, 2, 3, 4, 3

Identify Container Preservative Type***: 1, 1, 1, 5+6, 2

**Container Size: (1) 1L, (2) 500mL, (3) 250mL, (4) 125mL, (5) 100mL, (6) 40mL vial, (7) EnCore, (8) TerraCore, (9) 90mL, (10) Other

*** Preservative Types: (1) None, (2) HNO3, (3) H2SO4, (4) HCl, (5) NaOH, (6) Zn Acetate, (7) NaHSO4, (8) Sod. Thiosulfate, (9) Ascorbic Acid, (10) MeOH, (11) Other

Lab Use Only: Proj. Mgr: Bonnie Vang; AcctNum / Client ID:; Table #:; Profile / Template: 16507; Prelog / Bottle Ord. ID: EZ 3266070

Customer Sample ID	Matrix*	Comp / Grab	Composite Start Date	Composite Start Time	Collected or Composite End Date	Collected or Composite End Time	# Cont.	Residual Chlorine Result	Residual Chlorine Units	2320B Total Alkalinity, Bicarbonate Alkalinity	2540C Total Dissolved Solids	300.0-F-, SO4 2-, Cl-	4500S2D Sulfide	*Appendix III, IV + Additional Metals	Sample Comment	Preservation non-conformance identified for sample
BOW-PT-02	WG	G			6/3/25	1324	6			X	X	X	X	X	001	
BOW-PT-04	WG	G			6/4/25	1020	6			X	X	X	X	X	002	
BOW-PT-05	WG	G			6/3/25	1108	6			X	X	X	X	X	003	
BOW-PT-06	WG	G			6/3/25	1200	6			X	X	X	X	X	004	
BOW-INW-01	WG	G			6/3/25	1335	6			X	X	X	X	X	005	
BOW-AP1-FD-01	WG	G			6/3/25	—	6			X	X	X	X	X	006	
BOW-AP1-FB-01	WQ	G			6/4/25	1100	6			X	X	X	X	X	007	
BOW-AP1-EB-01	WQ	G			6/4/25	1055	6			X	X	X	X	X	008	

Additional Instructions from Pace®:

Task Code: BOW-CCR-CA-20250603

*Appendix III: Boron, Calcium, Chloride, Fluoride, Sulfate, TDS

*Appendix IV: Antimony, Arsenic, Barium, Beryllium, Cadmium, Chromium, Cobalt, Fluoride, Lead, Lithium, Mercury, Molybdenum, Selenium, Thallium

*Additional Metals: Iron, Magnesium, Manganese, Potassium, Sodium

Collected By: William Laaker, Jay Siewert, Natalie Piparo

Printed Name

Signature

ENSAFE

Customer Remarks / Special Conditions / Possible Hazards: 5 day turn around time

Coolers: Thermometer ID: Correction Factor (°C): Obs. Temp. (°C): Corrected Temp. (°C): [ ] On Ice

Relinquished by/Company: (Signature)	Date/Time:	Received by/Company: (Signature)	Date/Time:
EnSafe	6/4/25 1248		6/4/25 1248
Relinquished by/Company: (Signature)	Date/Time:	Received by/Company: (Signature)	Date/Time:
Relinquished by/Company: (Signature)	Date/Time:	Received by/Company: (Signature)	Date/Time:
Relinquished by/Company: (Signature)	Date/Time:	Received by/Company: (Signature)	Date/Time:

Tracking Number:

Delivered by: [ ] In-Person [ ] Courier [ ] FedEX [ ] UPS [ ] Other

Page: 1 of 1

Submitting a sample via this chain of custody constitutes acknowledgment and acceptance of the Pace® Terms and Conditions found at https://www.pacelabs.com/resource-library/resource/pace-terms-and-conditions/

ENV-FRM-CORQ-0019_v02_110123 ©

Pace Analytical Services, LLC
9800 Kincey Ave. Suite 100
Huntersville, NC 28078
(704)875-9092

July 02, 2025

Kristen Jurinko
Southern Co.
241 Ralph McGill Blvd NE
Bin 10160
Atlanta, GA 30308

RE: Project: Plant Bowen AP-1 CA Month 2
Pace Project No.: 92803284

Dear Kristen Jurinko:

Enclosed are the analytical results for sample(s) received by the laboratory on June 19, 2025. The results relate only to the samples included in this report. Results reported herein conform to the applicable TNI/NELAC Standards and the laboratory's Quality Manual, where applicable, unless otherwise noted in the body of the report.

The test results provided in this final report were generated by each of the following laboratories within the Pace Network:

- Pace National - Mt. Juliet
- Pace Analytical Services - Asheville
- Pace Analytical Services - West Columbia

If you have any questions concerning this report, please feel free to contact me.

Sincerely,

Bonnie Vang

Bonnie Vang
bonnie.vang@pacelabs.com
704-977-0968
Project Manager

Enclosures

cc: Marty Crook, Geosyntec Consultants
Whitney Law, Geosyntec
Mintao Lu, Geosyntec
Laura Midkiff, Southern Co.
Caroline Nelson, Geosyntec
Kevin Stephenson, Southern Company

This report shall not be reproduced, except in full,
without the written consent of Pace Analytical Services, LLC.

Pace Analytical Services, LLC
9800 Kincey Ave. Suite 100
Huntersville, NC 28078
(704)875-9092

CERTIFICATIONS

Project: Plant Bowen AP-1 CA Month 2
Pace Project No.: 92803284

Pace Analytical Services National
12065 Lebanon Road, Mt. Juliet, TN 37122
Alabama Certification #: 40660
Alaska Certification 17-026
Arizona Certification #: AZ0612
Arkansas Certification #: 88-0469
California Certification #: 2932
Canada Certification #: 1461.01
Colorado Certification #: TN00003
Connecticut Certification #: PH-0197
DOD Certification: #1461.01
EPA# TN00003
Florida Certification #: E87487
Georgia DW Certification #: 923
Georgia Certification: NELAP
Idaho Certification #: TN00003
Illinois Certification #: 200008
Indiana Certification #: C-TN-01
Iowa Certification #: 364
Kansas Certification #: E-10277
Kentucky UST Certification #: 16
Kentucky Certification #: 90010
Louisiana Certification #: AI30792
Louisiana DW Certification #: LA180010
Maine Certification #: TN0002
Maryland Certification #: 324
Massachusetts Certification #: M-TN003
Michigan Certification #: 9958
Minnesota Certification #: 047-999-395
Mississippi Certification #: TN00003
Missouri Certification #: 340
Montana Certification #: CERT0086
Nebraska Certification #: NE-OS-15-05
Nevada Certification #: TN-03-2002-34
New Hampshire Certification #: 2975
New Jersey Certification #: TN002
New Mexico DW Certification
New York Certification #: 11742
North Carolina Aquatic Toxicity Certification #: 41
North Carolina Drinking Water Certification #: 21704
North Carolina Environmental Certificate #: 375
North Dakota Certification #: R-140
Ohio VAP Certification #: CL0069
Oklahoma Certification #: 9915
Oregon Certification #: TN200002
Pennsylvania Certification #: 68-02979
Rhode Island Certification #: LAO00356
South Carolina Certification #: 84004
South Dakota Certification
Tennessee DW/Chem/Micro Certification #: 2006
Texas Certification #: T 104704245-17-14
Texas Mold Certification #: LAB0152
USDA Soil Permit #: P330-15-00234
Utah Certification #: TN00003
Vermont Dept. of Health: ID# VT-2006
Virginia Certification #: VT2006
Virginia Certification #: 460132
Washington Certification #: C847
West Virginia Certification #: 233
Wisconsin Certification #: 998093910
Wyoming UST Certification #: via A2LA 2926.01
A2LA-ISO 17025 Certification #: 1461.01
A2LA-ISO 17025 Certification #: 1461.02
AIHA-LAP/LLC EMLAP Certification #:100789

Pace Analytical Services Asheville
2225 Riverside Drive, Asheville, NC 28804
Florida/NELAP Certification #: E87648
North Carolina Drinking Water Certification #: 37712
North Carolina Wastewater Certification #: 40
South Carolina Laboratory ID: 99030
South Carolina Certification #: 99030001
Virginia/VELAP Certification #: 460222

Pace Analytical Services West Columbia
106 Vantage Point Drive, West Columbia, SC 29172
Alaska Dept. of Energy Conservation, Cert# 20-002
California ELAP, cert# 3049
DoD, DoD QSM V5.4, cert# I.2224
DOE, DoD/DOE QSM V5.4, cert# I.2224.01
Florida, Dept. of Health, cert# E87653-70
Georgia, Env. Protection Division, cert# E87653
Illinois, EPA NELAP, cert# 2000552024-9
Kansas, Dept. of Health and Environment, cert# E-10417
Kentucky, Dept. for Env. Protection, UST, cert# 103582
Kentucky, Dept. for Env. Protection, cert# 98037
Louisiana, Dept. of Environmental Quality, cert# 5125
North Carolina, DEQ, Water Resources, cert# 329
New Jersey, Dept. of Env. Protection, cert# NLC 240005
Oklahoma, Dept. of Env. Quality, cert# 2023-175
Oregon, ELAP, cert# 4181-006
Pennsylvania, Dept. of Env. Protection, cert# 003
South Carolina, Dept. of Env. Services, cert# 32010001
Texas, Commission on Env. Quality, cert# TX-C24-00083
Virginia, Dept. of General Services, cert# 13080
Wisconsin, Dept. of Natural Resources, cert# 399136100

This report shall not be reproduced, except in full,
without the written consent of Pace Analytical Services, LLC.

Pace Analytical Services, LLC
9800 Kincey Ave. Suite 100
Huntersville, NC 28078
(704)875-9092

SAMPLE SUMMARY

Project: Plant Bowen AP-1 CA Month 2
Pace Project No.: 92803284

Lab ID	Sample ID	Matrix	Date Collected	Date Received
92803284001	**BOW-PT-02**	Water	06/18/25 11:05	06/19/25 13:00
92803284002	**BOW-PT-04**	Water	06/18/25 12:45	06/19/25 13:00
92803284003	**BOW-PT-05**	Water	06/17/25 13:58	06/19/25 13:00
92803284004	**BOW-PT-06**	Water	06/17/25 11:57	06/19/25 13:00
92803284005	**BOW-INW-01**	Water	06/18/25 13:36	06/19/25 13:00
92803284006	**BOW-AP1-FD-01**	Water	06/17/25 00:00	06/19/25 13:00
92803284007	**BOW-AP1-FB-01**	Water	06/17/25 15:35	06/19/25 13:00
92803284008	**BOW-AP1-EB-01**	Water	06/17/25 15:25	06/19/25 13:00

This report shall not be reproduced, except in full,
without the written consent of Pace Analytical Services, LLC.

Pace Analytical Services, LLC
9800 Kincey Ave. Suite 100
Huntersville, NC 28078
(704)875-9092

SAMPLE ANALYTE COUNT

Project: Plant Bowen AP-1 CA Month 2
Pace Project No.: 92803284

Lab ID	Sample ID	Method	Analysts	Analytes Reported	Laboratory
92803284001	**BOW-PT-02**	EPA 6020B	JDB	1	PAN
		SM 2320B-2011	YEG	3	PASI-A
		SM 2540C-2015	CMW1	1	PASI-A
		SM 4500-S2D-2011	MGW	1	PASI-A
		EPA 300.0 Rev 2.1 1993	CDC	3	PASI-A
		EPA 6020B	CBP	18	PASI-WC
		EPA 7470A	KAJ1	1	PASI-WC
92803284002	**BOW-PT-04**	EPA 6020B	JDB	1	PAN
		SM 2320B-2011	YEG	3	PASI-A
		SM 2540C-2015	CMW1	1	PASI-A
		SM 4500-S2D-2011	MGW	1	PASI-A
		EPA 300.0 Rev 2.1 1993	CDC	3	PASI-A
		EPA 6020B	CBP	18	PASI-WC
		EPA 7470A	KAJ1	1	PASI-WC
92803284003	**BOW-PT-05**	EPA 6020B	JDB	1	PAN
		SM 2320B-2011	YEG	3	PASI-A
		SM 2540C-2015	CDM	1	PASI-A
		SM 4500-S2D-2011	MGW	1	PASI-A
		EPA 300.0 Rev 2.1 1993	CDC	3	PASI-A
		EPA 6020B	CBP	18	PASI-WC
		EPA 7470A	KAJ1	1	PASI-WC
92803284004	**BOW-PT-06**	EPA 6020B	JDB	1	PAN
		SM 2320B-2011	YEG	3	PASI-A
		SM 2540C-2015	CDM	1	PASI-A
		SM 4500-S2D-2011	MGW	1	PASI-A
		EPA 300.0 Rev 2.1 1993	CDC	3	PASI-A
		EPA 6020B	CBP	18	PASI-WC
		EPA 7470A	KAJ1	1	PASI-WC
92803284005	**BOW-INW-01**	EPA 6020B	JDB	1	PAN
		SM 2320B-2011	YEG	3	PASI-A
		SM 2540C-2015	CMW1	1	PASI-A
		SM 4500-S2D-2011	MGW	1	PASI-A
		EPA 300.0 Rev 2.1 1993	CDC	3	PASI-A
		EPA 6020B	CBP	18	PASI-WC
		EPA 7470A	KAJ1	1	PASI-WC
92803284006	**BOW-AP1-FD-01**	EPA 6020B	JDB	1	PAN
		SM 2320B-2011	YEG	3	PASI-A

This report shall not be reproduced, except in full,
without the written consent of Pace Analytical Services, LLC.

Pace Analytical Services, LLC
9800 Kincey Ave. Suite 100
Huntersville, NC 28078
(704)875-9092

SAMPLE ANALYTE COUNT

Project: Plant Bowen AP-1 CA Month 2
Pace Project No.: 92803284

Lab ID	Sample ID	Method	Analysts	Analytes Reported	Laboratory
		SM 2540C-2015	CDM	1	PASI-A
		SM 4500-S2D-2011	MGW	1	PASI-A
		EPA 300.0 Rev 2.1 1993	CDC	3	PASI-A
		EPA 6020B	CBP	18	PASI-WC
		EPA 7470A	KAJ1	1	PASI-WC
92803284007	**BOW-AP1-FB-01**	EPA 6020B	JDB	1	PAN
		SM 2320B-2011	YEG	3	PASI-A
		SM 2540C-2015	CDM	1	PASI-A
		SM 4500-S2D-2011	MGW	1	PASI-A
		EPA 300.0 Rev 2.1 1993	CDC	3	PASI-A
		EPA 6020B	CBP	18	PASI-WC
		EPA 7470A	KAJ1	1	PASI-WC
92803284008	**BOW-AP1-EB-01**	EPA 6020B	JDB	1	PAN
		SM 2320B-2011	YEG	3	PASI-A
		SM 2540C-2015	CDM	1	PASI-A
		SM 4500-S2D-2011	MGW	1	PASI-A
		EPA 300.0 Rev 2.1 1993	CDC	3	PASI-A
		EPA 6020B	CBP	18	PASI-WC
		EPA 7470A	KAJ1	1	PASI-WC

PAN = Pace National - Mt. Juliet
PASI-A = Pace Analytical Services - Asheville
PASI-WC = Pace Analytical Services - West Columbia

This report shall not be reproduced, except in full,
without the written consent of Pace Analytical Services, LLC.

Pace Analytical Services, LLC
9800 Kincey Ave. Suite 100
Huntersville, NC 28078
(704)875-9092

SUMMARY OF DETECTION

Project: Plant Bowen AP-1 CA Month 2
Pace Project No.: 92803284

Lab Sample ID Method	Client Sample ID Parameters	Result	Units	Report Limit	Analyzed	Qualifiers
92803284001	**BOW-PT-02**					
EPA 6020B	Lithium	0.00962J	mg/L	0.0300	07/01/25 12:37	J
SM 2320B-2011	Alkalinity,Bicarbonate (CaCO3)	174	mg/L	5.0	06/20/25 13:26	
SM 2320B-2011	Alkalinity, Total as CaCO3	174	mg/L	5.0	06/20/25 13:26	
SM 2540C-2015	Total Dissolved Solids	1490	mg/L	125	06/23/25 18:40	
EPA 300.0 Rev 2.1 1993	Chloride	251	mg/L	7.0	06/20/25 08:04	M1
EPA 300.0 Rev 2.1 1993	Fluoride	0.26	mg/L	0.10	06/20/25 00:55	M1
EPA 300.0 Rev 2.1 1993	Sulfate	229	mg/L	7.0	06/20/25 08:04	M1
EPA 6020B	Barium	0.046	mg/L	0.0050	06/25/25 12:36	
EPA 6020B	Boron	7.7	mg/L	2.0	06/26/25 16:06	
EPA 6020B	Cadmium	0.00019J	mg/L	0.00050	06/25/25 12:36	
EPA 6020B	Calcium	273	mg/L	50.0	06/26/25 16:06	M1
EPA 6020B	Iron	0.076	mg/L	0.040	06/25/25 12:36	
EPA 6020B	Magnesium	41.2	mg/L	0.50	06/25/25 14:49	M1
EPA 6020B	Manganese	0.52	mg/L	0.40	06/25/25 14:49	
EPA 6020B	Molybdenum	0.045	mg/L	0.010	06/25/25 12:36	
EPA 6020B	Potassium	8.1	mg/L	0.50	06/25/25 12:36	
EPA 6020B	Selenium	0.0028J	mg/L	0.0050	06/25/25 12:36	
EPA 6020B	Sodium	78.4	mg/L	10.0	06/25/25 14:49	M1, R1
EPA 6020B	Thallium	0.00080J	mg/L	0.0010	06/25/25 12:36	5g
92803284002	**BOW-PT-04**					
EPA 6020B	Lithium	0.00894J	mg/L	0.0300	07/01/25 12:40	J
SM 2320B-2011	Alkalinity,Bicarbonate (CaCO3)	276	mg/L	5.0	06/20/25 13:34	
SM 2320B-2011	Alkalinity, Total as CaCO3	276	mg/L	5.0	06/20/25 13:34	
SM 2540C-2015	Total Dissolved Solids	1560	mg/L	125	06/23/25 18:40	
EPA 300.0 Rev 2.1 1993	Chloride	281	mg/L	7.0	06/20/25 09:19	
EPA 300.0 Rev 2.1 1993	Fluoride	0.20	mg/L	0.10	06/20/25 01:41	
EPA 300.0 Rev 2.1 1993	Sulfate	265	mg/L	7.0	06/20/25 09:19	
EPA 6020B	Barium	0.071	mg/L	0.0050	06/25/25 13:20	
EPA 6020B	Boron	9.5	mg/L	2.0	06/26/25 16:51	
EPA 6020B	Calcium	251	mg/L	10.0	06/25/25 16:10	
EPA 6020B	Cobalt	0.0051	mg/L	0.0050	06/25/25 13:20	
EPA 6020B	Iron	0.28	mg/L	0.040	06/25/25 13:20	
EPA 6020B	Magnesium	46.6	mg/L	0.50	06/25/25 16:10	
EPA 6020B	Manganese	0.64	mg/L	0.40	06/25/25 16:10	
EPA 6020B	Molybdenum	0.024	mg/L	0.010	06/25/25 13:20	
EPA 6020B	Potassium	9.5	mg/L	0.50	06/25/25 13:20	
EPA 6020B	Selenium	0.0032J	mg/L	0.0050	06/25/25 13:20	
EPA 6020B	Sodium	163	mg/L	10.0	06/25/25 16:10	
EPA 6020B	Thallium	0.00099J	mg/L	0.0010	06/25/25 13:20	5g
92803284003	**BOW-PT-05**					
EPA 6020B	Lithium	0.00578J	mg/L	0.0300	07/01/25 12:43	J
SM 2320B-2011	Alkalinity,Bicarbonate (CaCO3)	163	mg/L	5.0	06/20/25 13:42	
SM 2320B-2011	Alkalinity, Total as CaCO3	163	mg/L	5.0	06/20/25 13:42	
SM 2540C-2015	Total Dissolved Solids	1090	mg/L	50.0	06/21/25 12:28	
EPA 300.0 Rev 2.1 1993	Chloride	211	mg/L	6.0	06/20/25 09:34	
EPA 300.0 Rev 2.1 1993	Fluoride	0.25	mg/L	0.10	06/20/25 01:56	

This report shall not be reproduced, except in full,
without the written consent of Pace Analytical Services, LLC.

Pace Analytical Services, LLC
9800 Kincey Ave. Suite 100
Huntersville, NC 28078
(704)875-9092

SUMMARY OF DETECTION

Project: Plant Bowen AP-1 CA Month 2
Pace Project No.: 92803284

Lab Sample ID Method	Client Sample ID Parameters	Result	Units	Report Limit	Analyzed	Qualifiers
92803284003	**BOW-PT-05**					
EPA 300.0 Rev 2.1 1993	Sulfate	196	mg/L	6.0	06/20/25 09:34	
EPA 6020B	Barium	0.038	mg/L	0.0050	06/25/25 13:29	
EPA 6020B	Boron	6.3	mg/L	2.0	06/26/25 17:00	
EPA 6020B	Calcium	225	mg/L	10.0	06/25/25 16:19	
EPA 6020B	Cobalt	0.0061	mg/L	0.0050	06/25/25 13:29	
EPA 6020B	Iron	0.48	mg/L	0.040	06/25/25 13:29	
EPA 6020B	Magnesium	40.5	mg/L	0.50	06/25/25 16:19	
EPA 6020B	Manganese	1.3	mg/L	0.40	06/25/25 16:19	
EPA 6020B	Molybdenum	0.034	mg/L	0.010	06/25/25 13:29	
EPA 6020B	Potassium	6.8	mg/L	0.50	06/25/25 13:29	
EPA 6020B	Selenium	0.0020J	mg/L	0.0050	06/25/25 13:29	
EPA 6020B	Sodium	25.4	mg/L	1.0	06/25/25 13:29	
EPA 6020B	Thallium	0.00036J	mg/L	0.0010	06/25/25 13:29	5g
92803284004	**BOW-PT-06**					
EPA 6020B	Lithium	0.00573J	mg/L	0.0300	07/01/25 12:47	J
SM 2320B-2011	Alkalinity,Bicarbonate (CaCO3)	215	mg/L	5.0	06/20/25 13:58	
SM 2320B-2011	Alkalinity, Total as CaCO3	215	mg/L	5.0	06/20/25 13:58	
SM 2540C-2015	Total Dissolved Solids	1870	mg/L	125	06/21/25 12:28	
EPA 300.0 Rev 2.1 1993	Chloride	419	mg/L	15.0	06/20/25 02:42	
EPA 300.0 Rev 2.1 1993	Fluoride	0.13	mg/L	0.10	06/20/25 10:20	
EPA 300.0 Rev 2.1 1993	Sulfate	298	mg/L	15.0	06/20/25 02:42	
EPA 6020B	Barium	0.040	mg/L	0.0050	06/25/25 13:38	
EPA 6020B	Boron	6.2	mg/L	2.0	06/26/25 17:09	
EPA 6020B	Calcium	230	mg/L	10.0	06/25/25 16:27	
EPA 6020B	Cobalt	0.0063	mg/L	0.0050	06/25/25 13:38	
EPA 6020B	Iron	0.50	mg/L	0.040	06/25/25 13:38	
EPA 6020B	Magnesium	41.2	mg/L	0.50	06/25/25 16:27	
EPA 6020B	Manganese	1.2	mg/L	0.40	06/25/25 16:27	
EPA 6020B	Molybdenum	0.034	mg/L	0.010	06/25/25 13:38	
EPA 6020B	Potassium	6.9	mg/L	0.50	06/25/25 13:38	
EPA 6020B	Selenium	0.0019J	mg/L	0.0050	06/25/25 13:38	
EPA 6020B	Sodium	27.0	mg/L	1.0	06/25/25 13:38	
EPA 6020B	Thallium	0.00032J	mg/L	0.0010	06/25/25 13:38	5g
92803284005	**BOW-INW-01**					
EPA 6020B	Lithium	0.00540J	mg/L	0.0300	07/01/25 13:07	J
SM 2320B-2011	Alkalinity,Bicarbonate (CaCO3)	212	mg/L	5.0	06/20/25 14:06	
SM 2320B-2011	Alkalinity, Total as CaCO3	212	mg/L	5.0	06/20/25 14:06	
SM 2540C-2015	Total Dissolved Solids	1990	mg/L	125	06/23/25 18:41	
EPA 300.0 Rev 2.1 1993	Chloride	356	mg/L	9.0	06/20/25 09:49	
EPA 300.0 Rev 2.1 1993	Fluoride	0.29	mg/L	0.10	06/20/25 02:57	
EPA 300.0 Rev 2.1 1993	Sulfate	309	mg/L	9.0	06/20/25 09:49	
EPA 6020B	Arsenic	0.0026J	mg/L	0.0050	06/25/25 14:05	
EPA 6020B	Barium	0.092	mg/L	0.0050	06/25/25 14:05	
EPA 6020B	Boron	9.3	mg/L	2.0	06/26/25 17:18	
EPA 6020B	Calcium	350	mg/L	50.0	06/26/25 17:18	
EPA 6020B	Cobalt	0.0026J	mg/L	0.0050	06/25/25 14:05	

This report shall not be reproduced, except in full,
without the written consent of Pace Analytical Services, LLC.

Pace Analytical Services, LLC
9800 Kincey Ave. Suite 100
Huntersville, NC 28078
(704)875-9092

SUMMARY OF DETECTION

Project: Plant Bowen AP-1 CA Month 2
Pace Project No.: 92803284

Lab Sample ID Method	Client Sample ID Parameters	Result	Units	Report Limit	Analyzed	Qualifiers
92803284005	**BOW-INW-01**					
EPA 6020B	Iron	1.4	mg/L	0.040	06/25/25 14:05	
EPA 6020B	Magnesium	80.7	mg/L	0.50	06/25/25 16:36	
EPA 6020B	Manganese	1.1	mg/L	0.40	06/25/25 16:36	
EPA 6020B	Molybdenum	0.011	mg/L	0.010	06/25/25 14:05	
EPA 6020B	Potassium	12.5	mg/L	0.50	06/25/25 14:05	
EPA 6020B	Selenium	0.0053	mg/L	0.0050	06/25/25 14:05	
EPA 6020B	Sodium	103	mg/L	50.0	06/26/25 17:18	
92803284006	**BOW-AP1-FD-01**					
EPA 6020B	Lithium	0.0112J	mg/L	0.0300	07/01/25 13:11	J
SM 2320B-2011	Alkalinity,Bicarbonate (CaCO3)	162	mg/L	5.0	06/20/25 14:13	
SM 2320B-2011	Alkalinity, Total as CaCO3	162	mg/L	5.0	06/20/25 14:13	
SM 2540C-2015	Total Dissolved Solids	1150	mg/L	50.0	06/21/25 12:29	
EPA 300.0 Rev 2.1 1993	Chloride	210	mg/L	6.0	06/20/25 10:04	
EPA 300.0 Rev 2.1 1993	Fluoride	0.25	mg/L	0.10	06/20/25 03:12	
EPA 300.0 Rev 2.1 1993	Sulfate	195	mg/L	6.0	06/20/25 10:04	
EPA 6020B	Barium	0.071	mg/L	0.0050	06/25/25 14:14	
EPA 6020B	Boron	10.4	mg/L	2.0	06/26/25 17:27	
EPA 6020B	Cadmium	0.00042J	mg/L	0.00050	06/25/25 14:14	
EPA 6020B	Calcium	355	mg/L	50.0	06/26/25 17:27	
EPA 6020B	Cobalt	0.0018J	mg/L	0.0050	06/25/25 14:14	
EPA 6020B	Iron	0.10	mg/L	0.040	06/25/25 14:14	
EPA 6020B	Magnesium	52.4	mg/L	0.50	06/25/25 16:45	
EPA 6020B	Manganese	1.7	mg/L	0.40	06/25/25 16:45	
EPA 6020B	Molybdenum	0.064	mg/L	0.010	06/25/25 14:14	
EPA 6020B	Potassium	10.2	mg/L	0.50	06/25/25 14:14	
EPA 6020B	Selenium	0.0043J	mg/L	0.0050	06/25/25 14:14	
EPA 6020B	Sodium	73.7	mg/L	50.0	06/26/25 17:27	
EPA 6020B	Thallium	0.00063J	mg/L	0.0010	06/25/25 14:14	5g

This report shall not be reproduced, except in full,
without the written consent of Pace Analytical Services, LLC.

Pace Analytical Services, LLC
9800 Kincey Ave. Suite 100
Huntersville, NC 28078
(704)875-9092

ANALYTICAL RESULTS

Project: Plant Bowen AP-1 CA Month 2
Pace Project No.: 92803284

Sample: BOW-PT-02 **Lab ID: 92803284001** Collected: 06/18/25 11:05 Received: 06/19/25 13:00 Matrix: Water

Parameters	Results	Units	Report Limit	MDL	DF	Prepared	Analyzed	CAS No.	Qual
Metals (ICPMS) 6020B	Analytical Method: EPA 6020B Preparation Method: 3015 Pace National - Mt. Juliet								
Lithium	**0.00962J**	mg/L	0.0300	0.000600	1	06/30/25 08:03	07/01/25 12:37	7439-93-2	J
2320B Alkalinity	Analytical Method: SM 2320B-2011 Pace Analytical Services - Asheville								
Alkalinity,Bicarbonate (CaCO3)	**174**	mg/L	5.0	5.0	1		06/20/25 13:26		
Alkalinity,Carbonate (CaCO3)	ND	mg/L	5.0	5.0	1		06/20/25 13:26		
Alkalinity, Total as CaCO3	**174**	mg/L	5.0	5.0	1		06/20/25 13:26		
2540C Total Dissolved Solids	Analytical Method: SM 2540C-2015 Pace Analytical Services - Asheville								
Total Dissolved Solids	**1490**	mg/L	125	125	1		06/23/25 18:40		
4500S2D Sulfide Water	Analytical Method: SM 4500-S2D-2011 Pace Analytical Services - Asheville								
Sulfide	ND	mg/L	0.10	0.022	1		06/23/25 19:50	18496-25-8	
300.0 IC Anions 28 Days	Analytical Method: EPA 300.0 Rev 2.1 1993 Pace Analytical Services - Asheville								
Chloride	**251**	mg/L	7.0	4.2	7		06/20/25 08:04	16887-00-6	M1
Fluoride	**0.26**	mg/L	0.10	0.050	1		06/20/25 00:55	16984-48-8	M1
Sulfate	**229**	mg/L	7.0	3.5	7		06/20/25 08:04	14808-79-8	M1
WC 6020B MET ICPMS	Analytical Method: EPA 6020B Preparation Method: EPA 3005A Pace Analytical Services - West Columbia								
Antimony	ND	mg/L	0.0030	0.00050	1	06/24/25 10:12	06/25/25 12:36	7440-36-0	
Arsenic	ND	mg/L	0.0050	0.0012	1	06/24/25 10:12	06/25/25 12:36	7440-38-2	
Barium	**0.046**	mg/L	0.0050	0.0012	1	06/24/25 10:12	06/25/25 12:36	7440-39-3	
Beryllium	ND	mg/L	0.00050	0.00015	1	06/24/25 10:12	06/25/25 12:36	7440-41-7	
Boron	**7.7**	mg/L	2.0	0.31	50	06/24/25 10:12	06/26/25 16:06	7440-42-8	
Cadmium	**0.00019J**	mg/L	0.00050	0.00012	1	06/24/25 10:12	06/25/25 12:36	7440-43-9	
Calcium	**273**	mg/L	50.0	5.0	50	06/24/25 10:12	06/26/25 16:06	7440-70-2	M1
Chromium	ND	mg/L	0.0050	0.0012	1	06/24/25 10:12	06/25/25 12:36	7440-47-3	
Cobalt	ND	mg/L	0.0050	0.0012	1	06/24/25 10:12	06/25/25 12:36	7440-48-4	
Iron	**0.076**	mg/L	0.040	0.012	1	06/24/25 10:12	06/25/25 12:36	7439-89-6	
Lead	ND	mg/L	0.0010	0.00025	1	06/24/25 10:12	06/25/25 12:36	7439-92-1	
Magnesium	**41.2**	mg/L	0.50	0.10	10	06/24/25 10:12	06/25/25 14:49	7439-95-4	M1
Manganese	**0.52**	mg/L	0.40	0.012	10	06/24/25 10:12	06/25/25 14:49	7439-96-5	
Molybdenum	**0.045**	mg/L	0.010	0.0025	1	06/24/25 10:12	06/25/25 12:36	7439-98-7	
Potassium	**8.1**	mg/L	0.50	0.10	1	06/24/25 10:12	06/25/25 12:36	7440-09-7	
Selenium	**0.0028J**	mg/L	0.0050	0.0012	1	06/24/25 10:12	06/25/25 12:36	7782-49-2	
Sodium	**78.4**	mg/L	10.0	1.5	10	06/24/25 10:12	06/25/25 14:49	7440-23-5	M1,R1
Thallium	**0.00080J**	mg/L	0.0010	0.00015	1	06/24/25 10:12	06/25/25 12:36	7440-28-0	5g

This report shall not be reproduced, except in full,
without the written consent of Pace Analytical Services, LLC.

Pace Analytical Services, LLC
9800 Kincey Ave. Suite 100
Huntersville, NC 28078
(704)875-9092

ANALYTICAL RESULTS

Project: Plant Bowen AP-1 CA Month 2
Pace Project No.: 92803284

Sample: BOW-PT-02 **Lab ID: 92803284001** Collected: 06/18/25 11:05 Received: 06/19/25 13:00 Matrix: Water

Parameters	Results	Units	Report Limit	MDL	DF	Prepared	Analyzed	CAS No.	Qual
WCOL 7470 Mercury	Analytical Method: EPA 7470A Preparation Method: EPA 7470A Pace Analytical Services - West Columbia								
Mercury	ND	mg/L	0.00020	0.000091	1	07/02/25 08:38	07/02/25 12:04	7439-97-6	

This report shall not be reproduced, except in full,
without the written consent of Pace Analytical Services, LLC.

Pace Analytical Services, LLC
9800 Kincey Ave. Suite 100
Huntersville, NC 28078
(704)875-9092

ANALYTICAL RESULTS

Project: Plant Bowen AP-1 CA Month 2
Pace Project No.: 92803284

Sample: BOW-PT-04 **Lab ID: 92803284002** Collected: 06/18/25 12:45 Received: 06/19/25 13:00 Matrix: Water

Parameters	Results	Units	Report Limit	MDL	DF	Prepared	Analyzed	CAS No.	Qual
Metals (ICPMS) 6020B	Analytical Method: EPA 6020B Preparation Method: 3015 Pace National - Mt. Juliet								
Lithium	**0.00894J**	mg/L	0.0300	0.000600	1	06/30/25 08:03	07/01/25 12:40	7439-93-2	J
2320B Alkalinity	Analytical Method: SM 2320B-2011 Pace Analytical Services - Asheville								
Alkalinity,Bicarbonate (CaCO3)	**276**	mg/L	5.0	5.0	1		06/20/25 13:34		
Alkalinity,Carbonate (CaCO3)	ND	mg/L	5.0	5.0	1		06/20/25 13:34		
Alkalinity, Total as CaCO3	**276**	mg/L	5.0	5.0	1		06/20/25 13:34		
2540C Total Dissolved Solids	Analytical Method: SM 2540C-2015 Pace Analytical Services - Asheville								
Total Dissolved Solids	**1560**	mg/L	125	125	1		06/23/25 18:40		
4500S2D Sulfide Water	Analytical Method: SM 4500-S2D-2011 Pace Analytical Services - Asheville								
Sulfide	ND	mg/L	0.10	0.022	1		06/23/25 19:50	18496-25-8	
300.0 IC Anions 28 Days	Analytical Method: EPA 300.0 Rev 2.1 1993 Pace Analytical Services - Asheville								
Chloride	**281**	mg/L	7.0	4.2	7		06/20/25 09:19	16887-00-6	
Fluoride	**0.20**	mg/L	0.10	0.050	1		06/20/25 01:41	16984-48-8	
Sulfate	**265**	mg/L	7.0	3.5	7		06/20/25 09:19	14808-79-8	
WC 6020B MET ICPMS	Analytical Method: EPA 6020B Preparation Method: EPA 3005A Pace Analytical Services - West Columbia								
Antimony	ND	mg/L	0.0030	0.00050	1	06/24/25 10:12	06/25/25 13:20	7440-36-0	
Arsenic	ND	mg/L	0.0050	0.0012	1	06/24/25 10:12	06/25/25 13:20	7440-38-2	
Barium	**0.071**	mg/L	0.0050	0.0012	1	06/24/25 10:12	06/25/25 13:20	7440-39-3	
Beryllium	ND	mg/L	0.00050	0.00015	1	06/24/25 10:12	06/25/25 13:20	7440-41-7	
Boron	**9.5**	mg/L	2.0	0.31	50	06/24/25 10:12	06/26/25 16:51	7440-42-8	
Cadmium	ND	mg/L	0.00050	0.00012	1	06/24/25 10:12	06/25/25 13:20	7440-43-9	
Calcium	**251**	mg/L	10.0	1.0	10	06/24/25 10:12	06/25/25 16:10	7440-70-2	
Chromium	ND	mg/L	0.0050	0.0012	1	06/24/25 10:12	06/25/25 13:20	7440-47-3	
Cobalt	**0.0051**	mg/L	0.0050	0.0012	1	06/24/25 10:12	06/25/25 13:20	7440-48-4	
Iron	**0.28**	mg/L	0.040	0.012	1	06/24/25 10:12	06/25/25 13:20	7439-89-6	
Lead	ND	mg/L	0.0010	0.00025	1	06/24/25 10:12	06/25/25 13:20	7439-92-1	
Magnesium	**46.6**	mg/L	0.50	0.10	10	06/24/25 10:12	06/25/25 16:10	7439-95-4	
Manganese	**0.64**	mg/L	0.40	0.012	10	06/24/25 10:12	06/25/25 16:10	7439-96-5	
Molybdenum	**0.024**	mg/L	0.010	0.0025	1	06/24/25 10:12	06/25/25 13:20	7439-98-7	
Potassium	**9.5**	mg/L	0.50	0.10	1	06/24/25 10:12	06/25/25 13:20	7440-09-7	
Selenium	**0.0032J**	mg/L	0.0050	0.0012	1	06/24/25 10:12	06/25/25 13:20	7782-49-2	
Sodium	**163**	mg/L	10.0	1.5	10	06/24/25 10:12	06/25/25 16:10	7440-23-5	
Thallium	**0.00099J**	mg/L	0.0010	0.00015	1	06/24/25 10:12	06/25/25 13:20	7440-28-0	5g

This report shall not be reproduced, except in full,
without the written consent of Pace Analytical Services, LLC.

Pace Analytical Services, LLC
9800 Kincey Ave. Suite 100
Huntersville, NC 28078
(704)875-9092

ANALYTICAL RESULTS

Project: Plant Bowen AP-1 CA Month 2
Pace Project No.: 92803284

Sample: BOW-PT-04 **Lab ID: 92803284002** Collected: 06/18/25 12:45 Received: 06/19/25 13:00 Matrix: Water

Parameters	Results	Units	Report Limit	MDL	DF	Prepared	Analyzed	CAS No.	Qual
WCOL 7470 Mercury	Analytical Method: EPA 7470A Preparation Method: EPA 7470A Pace Analytical Services - West Columbia								
Mercury	ND	mg/L	0.00020	0.000091	1	06/27/25 17:44	06/27/25 20:35	7439-97-6	

This report shall not be reproduced, except in full,
without the written consent of Pace Analytical Services, LLC.

Pace Analytical Services, LLC
9800 Kincey Ave. Suite 100
Huntersville, NC 28078
(704)875-9092

ANALYTICAL RESULTS

Project: Plant Bowen AP-1 CA Month 2
Pace Project No.: 92803284

Sample: BOW-PT-05 **Lab ID: 92803284003** Collected: 06/17/25 13:58 Received: 06/19/25 13:00 Matrix: Water

Parameters	Results	Units	Report Limit	MDL	DF	Prepared	Analyzed	CAS No.	Qual
Metals (ICPMS) 6020B	Analytical Method: EPA 6020B Preparation Method: 3015 Pace National - Mt. Juliet								
Lithium	**0.00578J**	mg/L	0.0300	0.000600	1	06/30/25 08:03	07/01/25 12:43	7439-93-2	J
2320B Alkalinity	Analytical Method: SM 2320B-2011 Pace Analytical Services - Asheville								
Alkalinity,Bicarbonate (CaCO3)	**163**	mg/L	5.0	5.0	1		06/20/25 13:42		
Alkalinity,Carbonate (CaCO3)	ND	mg/L	5.0	5.0	1		06/20/25 13:42		
Alkalinity, Total as CaCO3	**163**	mg/L	5.0	5.0	1		06/20/25 13:42		
2540C Total Dissolved Solids	Analytical Method: SM 2540C-2015 Pace Analytical Services - Asheville								
Total Dissolved Solids	**1090**	mg/L	50.0	50.0	1		06/21/25 12:28		
4500S2D Sulfide Water	Analytical Method: SM 4500-S2D-2011 Pace Analytical Services - Asheville								
Sulfide	ND	mg/L	0.10	0.022	1		06/23/25 19:05	18496-25-8	
300.0 IC Anions 28 Days	Analytical Method: EPA 300.0 Rev 2.1 1993 Pace Analytical Services - Asheville								
Chloride	**211**	mg/L	6.0	3.6	6		06/20/25 09:34	16887-00-6	
Fluoride	**0.25**	mg/L	0.10	0.050	1		06/20/25 01:56	16984-48-8	
Sulfate	**196**	mg/L	6.0	3.0	6		06/20/25 09:34	14808-79-8	
WC 6020B MET ICPMS	Analytical Method: EPA 6020B Preparation Method: EPA 3005A Pace Analytical Services - West Columbia								
Antimony	ND	mg/L	0.0030	0.00050	1	06/24/25 10:12	06/25/25 13:29	7440-36-0	
Arsenic	ND	mg/L	0.0050	0.0012	1	06/24/25 10:12	06/25/25 13:29	7440-38-2	
Barium	**0.038**	mg/L	0.0050	0.0012	1	06/24/25 10:12	06/25/25 13:29	7440-39-3	
Beryllium	ND	mg/L	0.00050	0.00015	1	06/24/25 10:12	06/25/25 13:29	7440-41-7	
Boron	**6.3**	mg/L	2.0	0.31	50	06/24/25 10:12	06/26/25 17:00	7440-42-8	
Cadmium	ND	mg/L	0.00050	0.00012	1	06/24/25 10:12	06/25/25 13:29	7440-43-9	
Calcium	**225**	mg/L	10.0	1.0	10	06/24/25 10:12	06/25/25 16:19	7440-70-2	
Chromium	ND	mg/L	0.0050	0.0012	1	06/24/25 10:12	06/25/25 13:29	7440-47-3	
Cobalt	**0.0061**	mg/L	0.0050	0.0012	1	06/24/25 10:12	06/25/25 13:29	7440-48-4	
Iron	**0.48**	mg/L	0.040	0.012	1	06/24/25 10:12	06/25/25 13:29	7439-89-6	
Lead	ND	mg/L	0.0010	0.00025	1	06/24/25 10:12	06/25/25 13:29	7439-92-1	
Magnesium	**40.5**	mg/L	0.50	0.10	10	06/24/25 10:12	06/25/25 16:19	7439-95-4	
Manganese	**1.3**	mg/L	0.40	0.012	10	06/24/25 10:12	06/25/25 16:19	7439-96-5	
Molybdenum	**0.034**	mg/L	0.010	0.0025	1	06/24/25 10:12	06/25/25 13:29	7439-98-7	
Potassium	**6.8**	mg/L	0.50	0.10	1	06/24/25 10:12	06/25/25 13:29	7440-09-7	
Selenium	**0.0020J**	mg/L	0.0050	0.0012	1	06/24/25 10:12	06/25/25 13:29	7782-49-2	
Sodium	**25.4**	mg/L	1.0	0.15	1	06/24/25 10:12	06/25/25 13:29	7440-23-5	
Thallium	**0.00036J**	mg/L	0.0010	0.00015	1	06/24/25 10:12	06/25/25 13:29	7440-28-0	5g

This report shall not be reproduced, except in full,
without the written consent of Pace Analytical Services, LLC.

Pace Analytical Services, LLC
9800 Kincey Ave. Suite 100
Huntersville, NC 28078
(704)875-9092

ANALYTICAL RESULTS

Project: Plant Bowen AP-1 CA Month 2
Pace Project No.: 92803284

Sample: BOW-PT-05 **Lab ID: 92803284003** Collected: 06/17/25 13:58 Received: 06/19/25 13:00 Matrix: Water

Parameters	Results	Units	Report Limit	MDL	DF	Prepared	Analyzed	CAS No.	Qual
WCOL 7470 Mercury	Analytical Method: EPA 7470A Preparation Method: EPA 7470A Pace Analytical Services - West Columbia								
Mercury	ND	mg/L	0.00020	0.000091	1	06/27/25 17:44	06/27/25 20:37	7439-97-6	

This report shall not be reproduced, except in full,
without the written consent of Pace Analytical Services, LLC.

Pace Analytical Services, LLC
9800 Kincey Ave. Suite 100
Huntersville, NC 28078
(704)875-9092

ANALYTICAL RESULTS

Project: Plant Bowen AP-1 CA Month 2
Pace Project No.: 92803284

Sample: BOW-PT-06 **Lab ID: 92803284004** Collected: 06/17/25 11:57 Received: 06/19/25 13:00 Matrix: Water

Parameters	Results	Units	Report Limit	MDL	DF	Prepared	Analyzed	CAS No.	Qual
Metals (ICPMS) 6020B	Analytical Method: EPA 6020B Preparation Method: 3015 Pace National - Mt. Juliet								
Lithium	**0.00573J**	mg/L	0.0300	0.000600	1	06/30/25 08:03	07/01/25 12:47	7439-93-2	J
2320B Alkalinity	Analytical Method: SM 2320B-2011 Pace Analytical Services - Asheville								
Alkalinity,Bicarbonate (CaCO3)	**215**	mg/L	5.0	5.0	1		06/20/25 13:58		
Alkalinity,Carbonate (CaCO3)	ND	mg/L	5.0	5.0	1		06/20/25 13:58		
Alkalinity, Total as CaCO3	**215**	mg/L	5.0	5.0	1		06/20/25 13:58		
2540C Total Dissolved Solids	Analytical Method: SM 2540C-2015 Pace Analytical Services - Asheville								
Total Dissolved Solids	**1870**	mg/L	125	125	1		06/21/25 12:28		
4500S2D Sulfide Water	Analytical Method: SM 4500-S2D-2011 Pace Analytical Services - Asheville								
Sulfide	ND	mg/L	0.10	0.022	1		06/23/25 19:08	18496-25-8	
300.0 IC Anions 28 Days	Analytical Method: EPA 300.0 Rev 2.1 1993 Pace Analytical Services - Asheville								
Chloride	**419**	mg/L	15.0	9.0	15		06/20/25 02:42	16887-00-6	
Fluoride	**0.13**	mg/L	0.10	0.050	1		06/20/25 10:20	16984-48-8	
Sulfate	**298**	mg/L	15.0	7.5	15		06/20/25 02:42	14808-79-8	
WC 6020B MET ICPMS	Analytical Method: EPA 6020B Preparation Method: EPA 3005A Pace Analytical Services - West Columbia								
Antimony	ND	mg/L	0.0030	0.00050	1	06/24/25 10:12	06/25/25 13:38	7440-36-0	
Arsenic	ND	mg/L	0.0050	0.0012	1	06/24/25 10:12	06/25/25 13:38	7440-38-2	
Barium	**0.040**	mg/L	0.0050	0.0012	1	06/24/25 10:12	06/25/25 13:38	7440-39-3	
Beryllium	ND	mg/L	0.00050	0.00015	1	06/24/25 10:12	06/25/25 13:38	7440-41-7	
Boron	**6.2**	mg/L	2.0	0.31	50	06/24/25 10:12	06/26/25 17:09	7440-42-8	
Cadmium	ND	mg/L	0.00050	0.00012	1	06/24/25 10:12	06/25/25 13:38	7440-43-9	
Calcium	**230**	mg/L	10.0	1.0	10	06/24/25 10:12	06/25/25 16:27	7440-70-2	
Chromium	ND	mg/L	0.0050	0.0012	1	06/24/25 10:12	06/25/25 13:38	7440-47-3	
Cobalt	**0.0063**	mg/L	0.0050	0.0012	1	06/24/25 10:12	06/25/25 13:38	7440-48-4	
Iron	**0.50**	mg/L	0.040	0.012	1	06/24/25 10:12	06/25/25 13:38	7439-89-6	
Lead	ND	mg/L	0.0010	0.00025	1	06/24/25 10:12	06/25/25 13:38	7439-92-1	
Magnesium	**41.2**	mg/L	0.50	0.10	10	06/24/25 10:12	06/25/25 16:27	7439-95-4	
Manganese	**1.2**	mg/L	0.40	0.012	10	06/24/25 10:12	06/25/25 16:27	7439-96-5	
Molybdenum	**0.034**	mg/L	0.010	0.0025	1	06/24/25 10:12	06/25/25 13:38	7439-98-7	
Potassium	**6.9**	mg/L	0.50	0.10	1	06/24/25 10:12	06/25/25 13:38	7440-09-7	
Selenium	**0.0019J**	mg/L	0.0050	0.0012	1	06/24/25 10:12	06/25/25 13:38	7782-49-2	
Sodium	**27.0**	mg/L	1.0	0.15	1	06/24/25 10:12	06/25/25 13:38	7440-23-5	
Thallium	**0.00032J**	mg/L	0.0010	0.00015	1	06/24/25 10:12	06/25/25 13:38	7440-28-0	5g

This report shall not be reproduced, except in full,
without the written consent of Pace Analytical Services, LLC.

Pace Analytical Services, LLC
9800 Kincey Ave. Suite 100
Huntersville, NC 28078
(704)875-9092

ANALYTICAL RESULTS

Project: Plant Bowen AP-1 CA Month 2
Pace Project No.: 92803284

Sample: BOW-PT-06 **Lab ID: 92803284004** Collected: 06/17/25 11:57 Received: 06/19/25 13:00 Matrix: Water

Parameters	Results	Units	Report Limit	MDL	DF	Prepared	Analyzed	CAS No.	Qual
WCOL 7470 Mercury	Analytical Method: EPA 7470A Preparation Method: EPA 7470A Pace Analytical Services - West Columbia								
Mercury	ND	mg/L	0.00020	0.000091	1	06/27/25 17:44	06/27/25 20:40	7439-97-6	

This report shall not be reproduced, except in full,
without the written consent of Pace Analytical Services, LLC.

Pace Analytical Services, LLC
9800 Kincey Ave. Suite 100
Huntersville, NC 28078
(704)875-9092

ANALYTICAL RESULTS

Project: Plant Bowen AP-1 CA Month 2
Pace Project No.: 92803284

Sample: BOW-INW-01 **Lab ID: 92803284005** Collected: 06/18/25 13:36 Received: 06/19/25 13:00 Matrix: Water

Parameters	Results	Units	Report Limit	MDL	DF	Prepared	Analyzed	CAS No.	Qual
Metals (ICPMS) 6020B	Analytical Method: EPA 6020B Preparation Method: 3015 Pace National - Mt. Juliet								
Lithium	**0.00540J**	mg/L	0.0300	0.000600	1	06/30/25 08:03	07/01/25 13:07	7439-93-2	J
2320B Alkalinity	Analytical Method: SM 2320B-2011 Pace Analytical Services - Asheville								
Alkalinity,Bicarbonate (CaCO3)	**212**	mg/L	5.0	5.0	1		06/20/25 14:06		
Alkalinity,Carbonate (CaCO3)	ND	mg/L	5.0	5.0	1		06/20/25 14:06		
Alkalinity, Total as CaCO3	**212**	mg/L	5.0	5.0	1		06/20/25 14:06		
2540C Total Dissolved Solids	Analytical Method: SM 2540C-2015 Pace Analytical Services - Asheville								
Total Dissolved Solids	**1990**	mg/L	125	125	1		06/23/25 18:41		
4500S2D Sulfide Water	Analytical Method: SM 4500-S2D-2011 Pace Analytical Services - Asheville								
Sulfide	ND	mg/L	0.10	0.022	1		06/23/25 19:50	18496-25-8	
300.0 IC Anions 28 Days	Analytical Method: EPA 300.0 Rev 2.1 1993 Pace Analytical Services - Asheville								
Chloride	**356**	mg/L	9.0	5.4	9		06/20/25 09:49	16887-00-6	
Fluoride	**0.29**	mg/L	0.10	0.050	1		06/20/25 02:57	16984-48-8	
Sulfate	**309**	mg/L	9.0	4.5	9		06/20/25 09:49	14808-79-8	
WC 6020B MET ICPMS	Analytical Method: EPA 6020B Preparation Method: EPA 3005A Pace Analytical Services - West Columbia								
Antimony	ND	mg/L	0.0030	0.00050	1	06/24/25 10:12	06/25/25 14:05	7440-36-0	
Arsenic	**0.0026J**	mg/L	0.0050	0.0012	1	06/24/25 10:12	06/25/25 14:05	7440-38-2	
Barium	**0.092**	mg/L	0.0050	0.0012	1	06/24/25 10:12	06/25/25 14:05	7440-39-3	
Beryllium	ND	mg/L	0.00050	0.00015	1	06/24/25 10:12	06/25/25 14:05	7440-41-7	
Boron	**9.3**	mg/L	2.0	0.31	50	06/24/25 10:12	06/26/25 17:18	7440-42-8	
Cadmium	ND	mg/L	0.00050	0.00012	1	06/24/25 10:12	06/25/25 14:05	7440-43-9	
Calcium	**350**	mg/L	50.0	5.0	50	06/24/25 10:12	06/26/25 17:18	7440-70-2	
Chromium	ND	mg/L	0.0050	0.0012	1	06/24/25 10:12	06/25/25 14:05	7440-47-3	
Cobalt	**0.0026J**	mg/L	0.0050	0.0012	1	06/24/25 10:12	06/25/25 14:05	7440-48-4	
Iron	**1.4**	mg/L	0.040	0.012	1	06/24/25 10:12	06/25/25 14:05	7439-89-6	
Lead	ND	mg/L	0.0010	0.00025	1	06/24/25 10:12	06/25/25 14:05	7439-92-1	
Magnesium	**80.7**	mg/L	0.50	0.10	10	06/24/25 10:12	06/25/25 16:36	7439-95-4	
Manganese	**1.1**	mg/L	0.40	0.012	10	06/24/25 10:12	06/25/25 16:36	7439-96-5	
Molybdenum	**0.011**	mg/L	0.010	0.0025	1	06/24/25 10:12	06/25/25 14:05	7439-98-7	
Potassium	**12.5**	mg/L	0.50	0.10	1	06/24/25 10:12	06/25/25 14:05	7440-09-7	
Selenium	**0.0053**	mg/L	0.0050	0.0012	1	06/24/25 10:12	06/25/25 14:05	7782-49-2	
Sodium	**103**	mg/L	50.0	7.5	50	06/24/25 10:12	06/26/25 17:18	7440-23-5	
Thallium	ND	mg/L	0.0010	0.00015	1	06/24/25 10:12	06/25/25 14:05	7440-28-0	5g

This report shall not be reproduced, except in full,
without the written consent of Pace Analytical Services, LLC.

Pace Analytical Services, LLC
9800 Kincey Ave. Suite 100
Huntersville, NC 28078
(704)875-9092

ANALYTICAL RESULTS

Project: Plant Bowen AP-1 CA Month 2
Pace Project No.: 92803284

Sample: BOW-INW-01 **Lab ID: 92803284005** Collected: 06/18/25 13:36 Received: 06/19/25 13:00 Matrix: Water

Parameters	Results	Units	Report Limit	MDL	DF	Prepared	Analyzed	CAS No.	Qual
WCOL 7470 Mercury	Analytical Method: EPA 7470A Preparation Method: EPA 7470A Pace Analytical Services - West Columbia								
Mercury	ND	mg/L	0.00020	0.000091	1	06/27/25 17:44	06/27/25 20:42	7439-97-6	

This report shall not be reproduced, except in full,
without the written consent of Pace Analytical Services, LLC.

Pace Analytical Services, LLC
9800 Kincey Ave. Suite 100
Huntersville, NC 28078
(704)875-9092

ANALYTICAL RESULTS

Project: Plant Bowen AP-1 CA Month 2
Pace Project No.: 92803284

Sample: BOW-AP1-FD-01 **Lab ID: 92803284006** Collected: 06/17/25 00:00 Received: 06/19/25 13:00 Matrix: Water

Parameters	Results	Units	Report Limit	MDL	DF	Prepared	Analyzed	CAS No.	Qual
Metals (ICPMS) 6020B	Analytical Method: EPA 6020B Preparation Method: 3015 Pace National - Mt. Juliet								
Lithium	**0.0112J**	mg/L	0.0300	0.000600	1	06/30/25 08:03	07/01/25 13:11	7439-93-2	J
2320B Alkalinity	Analytical Method: SM 2320B-2011 Pace Analytical Services - Asheville								
Alkalinity,Bicarbonate (CaCO3)	**162**	mg/L	5.0	5.0	1		06/20/25 14:13		
Alkalinity,Carbonate (CaCO3)	ND	mg/L	5.0	5.0	1		06/20/25 14:13		
Alkalinity, Total as CaCO3	**162**	mg/L	5.0	5.0	1		06/20/25 14:13		
2540C Total Dissolved Solids	Analytical Method: SM 2540C-2015 Pace Analytical Services - Asheville								
Total Dissolved Solids	**1150**	mg/L	50.0	50.0	1		06/21/25 12:29		
4500S2D Sulfide Water	Analytical Method: SM 4500-S2D-2011 Pace Analytical Services - Asheville								
Sulfide	ND	mg/L	0.10	0.022	1		06/23/25 19:12	18496-25-8	
300.0 IC Anions 28 Days	Analytical Method: EPA 300.0 Rev 2.1 1993 Pace Analytical Services - Asheville								
Chloride	**210**	mg/L	6.0	3.6	6		06/20/25 10:04	16887-00-6	
Fluoride	**0.25**	mg/L	0.10	0.050	1		06/20/25 03:12	16984-48-8	
Sulfate	**195**	mg/L	6.0	3.0	6		06/20/25 10:04	14808-79-8	
WC 6020B MET ICPMS	Analytical Method: EPA 6020B Preparation Method: EPA 3005A Pace Analytical Services - West Columbia								
Antimony	ND	mg/L	0.0030	0.00050	1	06/24/25 10:12	06/25/25 14:14	7440-36-0	
Arsenic	ND	mg/L	0.0050	0.0012	1	06/24/25 10:12	06/25/25 14:14	7440-38-2	
Barium	**0.071**	mg/L	0.0050	0.0012	1	06/24/25 10:12	06/25/25 14:14	7440-39-3	
Beryllium	ND	mg/L	0.00050	0.00015	1	06/24/25 10:12	06/25/25 14:14	7440-41-7	
Boron	**10.4**	mg/L	2.0	0.31	50	06/24/25 10:12	06/26/25 17:27	7440-42-8	
Cadmium	**0.00042J**	mg/L	0.00050	0.00012	1	06/24/25 10:12	06/25/25 14:14	7440-43-9	
Calcium	**355**	mg/L	50.0	5.0	50	06/24/25 10:12	06/26/25 17:27	7440-70-2	
Chromium	ND	mg/L	0.0050	0.0012	1	06/24/25 10:12	06/25/25 14:14	7440-47-3	
Cobalt	**0.0018J**	mg/L	0.0050	0.0012	1	06/24/25 10:12	06/25/25 14:14	7440-48-4	
Iron	**0.10**	mg/L	0.040	0.012	1	06/24/25 10:12	06/25/25 14:14	7439-89-6	
Lead	ND	mg/L	0.0010	0.00025	1	06/24/25 10:12	06/25/25 14:14	7439-92-1	
Magnesium	**52.4**	mg/L	0.50	0.10	10	06/24/25 10:12	06/25/25 16:45	7439-95-4	
Manganese	**1.7**	mg/L	0.40	0.012	10	06/24/25 10:12	06/25/25 16:45	7439-96-5	
Molybdenum	**0.064**	mg/L	0.010	0.0025	1	06/24/25 10:12	06/25/25 14:14	7439-98-7	
Potassium	**10.2**	mg/L	0.50	0.10	1	06/24/25 10:12	06/25/25 14:14	7440-09-7	
Selenium	**0.0043J**	mg/L	0.0050	0.0012	1	06/24/25 10:12	06/25/25 14:14	7782-49-2	
Sodium	**73.7**	mg/L	50.0	7.5	50	06/24/25 10:12	06/26/25 17:27	7440-23-5	
Thallium	**0.00063J**	mg/L	0.0010	0.00015	1	06/24/25 10:12	06/25/25 14:14	7440-28-0	5g

This report shall not be reproduced, except in full,
without the written consent of Pace Analytical Services, LLC.

Pace Analytical Services, LLC
9800 Kincey Ave. Suite 100
Huntersville, NC 28078
(704)875-9092

ANALYTICAL RESULTS

Project: Plant Bowen AP-1 CA Month 2
Pace Project No.: 92803284

Sample: BOW-AP1-FD-01 **Lab ID: 92803284006** Collected: 06/17/25 00:00 Received: 06/19/25 13:00 Matrix: Water

Parameters	Results	Units	Report Limit	MDL	DF	Prepared	Analyzed	CAS No.	Qual
WCOL 7470 Mercury	Analytical Method: EPA 7470A Preparation Method: EPA 7470A Pace Analytical Services - West Columbia								
Mercury	ND	mg/L	0.00020	0.000091	1	06/27/25 17:44	06/27/25 20:45	7439-97-6	

This report shall not be reproduced, except in full,
without the written consent of Pace Analytical Services, LLC.

Pace Analytical Services, LLC
9800 Kincey Ave. Suite 100
Huntersville, NC 28078
(704)875-9092

ANALYTICAL RESULTS

Project: Plant Bowen AP-1 CA Month 2
Pace Project No.: 92803284

Sample: BOW-AP1-FB-01 **Lab ID: 92803284007** Collected: 06/17/25 15:35 Received: 06/19/25 13:00 Matrix: Water

Parameters	Results	Units	Report Limit	MDL	DF	Prepared	Analyzed	CAS No.	Qual
Metals (ICPMS) 6020B	Analytical Method: EPA 6020B Preparation Method: 3015 Pace National - Mt. Juliet								
Lithium	ND	mg/L	0.0300	0.000600	1	06/30/25 08:03	07/01/25 13:14	7439-93-2	
2320B Alkalinity	Analytical Method: SM 2320B-2011 Pace Analytical Services - Asheville								
Alkalinity,Bicarbonate (CaCO3)	ND	mg/L	5.0	5.0	1		06/20/25 14:21		
Alkalinity,Carbonate (CaCO3)	ND	mg/L	5.0	5.0	1		06/20/25 14:21		
Alkalinity, Total as CaCO3	ND	mg/L	5.0	5.0	1		06/20/25 14:21		
2540C Total Dissolved Solids	Analytical Method: SM 2540C-2015 Pace Analytical Services - Asheville								
Total Dissolved Solids	ND	mg/L	25.0	25.0	1		06/21/25 12:29		
4500S2D Sulfide Water	Analytical Method: SM 4500-S2D-2011 Pace Analytical Services - Asheville								
Sulfide	ND	mg/L	0.10	0.022	1		06/23/25 19:12	18496-25-8	
300.0 IC Anions 28 Days	Analytical Method: EPA 300.0 Rev 2.1 1993 Pace Analytical Services - Asheville								
Chloride	ND	mg/L	1.0	0.60	1		06/20/25 03:28	16887-00-6	
Fluoride	ND	mg/L	0.10	0.050	1		06/20/25 03:28	16984-48-8	
Sulfate	ND	mg/L	1.0	0.50	1		06/20/25 03:28	14808-79-8	
WC 6020B MET ICPMS	Analytical Method: EPA 6020B Preparation Method: EPA 3005A Pace Analytical Services - West Columbia								
Antimony	ND	mg/L	0.0030	0.00050	1	06/24/25 10:12	06/25/25 14:23	7440-36-0	
Arsenic	ND	mg/L	0.0050	0.0012	1	06/24/25 10:12	06/25/25 14:23	7440-38-2	
Barium	ND	mg/L	0.0050	0.0012	1	06/24/25 10:12	06/25/25 14:23	7440-39-3	
Beryllium	ND	mg/L	0.00050	0.00015	1	06/24/25 10:12	06/25/25 14:23	7440-41-7	
Boron	ND	mg/L	0.040	0.0062	1	06/24/25 10:12	06/26/25 13:43	7440-42-8	
Cadmium	ND	mg/L	0.00050	0.00012	1	06/24/25 10:12	06/25/25 14:23	7440-43-9	
Calcium	ND	mg/L	1.0	0.10	1	06/24/25 10:12	06/25/25 14:23	7440-70-2	
Chromium	ND	mg/L	0.0050	0.0012	1	06/24/25 10:12	06/25/25 14:23	7440-47-3	
Cobalt	ND	mg/L	0.0050	0.0012	1	06/24/25 10:12	06/25/25 14:23	7440-48-4	
Iron	ND	mg/L	0.040	0.012	1	06/24/25 10:12	06/25/25 14:23	7439-89-6	
Lead	ND	mg/L	0.0010	0.00025	1	06/24/25 10:12	06/25/25 14:23	7439-92-1	
Magnesium	ND	mg/L	0.050	0.010	1	06/24/25 10:12	06/25/25 14:23	7439-95-4	
Manganese	ND	mg/L	0.040	0.0012	1	06/24/25 10:12	06/25/25 14:23	7439-96-5	
Molybdenum	ND	mg/L	0.010	0.0025	1	06/24/25 10:12	06/25/25 14:23	7439-98-7	
Potassium	ND	mg/L	0.50	0.10	1	06/24/25 10:12	06/25/25 14:23	7440-09-7	
Selenium	ND	mg/L	0.0050	0.0012	1	06/24/25 10:12	06/25/25 14:23	7782-49-2	
Sodium	ND	mg/L	1.0	0.15	1	06/24/25 10:12	06/25/25 14:23	7440-23-5	
Thallium	ND	mg/L	0.0010	0.00015	1	06/24/25 10:12	06/25/25 14:23	7440-28-0	5g

This report shall not be reproduced, except in full,
without the written consent of Pace Analytical Services, LLC.

Pace Analytical Services, LLC
9800 Kincey Ave. Suite 100
Huntersville, NC 28078
(704)875-9092

ANALYTICAL RESULTS

Project: Plant Bowen AP-1 CA Month 2
Pace Project No.: 92803284

Sample: BOW-AP1-FB-01 **Lab ID: 92803284007** Collected: 06/17/25 15:35 Received: 06/19/25 13:00 Matrix: Water

Parameters	Results	Units	Report Limit	MDL	DF	Prepared	Analyzed	CAS No.	Qual
WCOL 7470 Mercury	Analytical Method: EPA 7470A Preparation Method: EPA 7470A Pace Analytical Services - West Columbia								
Mercury	ND	mg/L	0.00020	0.000091	1	06/27/25 17:44	06/27/25 20:47	7439-97-6	

This report shall not be reproduced, except in full,
without the written consent of Pace Analytical Services, LLC.

Pace Analytical Services, LLC
9800 Kincey Ave. Suite 100
Huntersville, NC 28078
(704)875-9092

ANALYTICAL RESULTS

Project: Plant Bowen AP-1 CA Month 2
Pace Project No.: 92803284

Sample: BOW-AP1-EB-01 **Lab ID: 92803284008** Collected: 06/17/25 15:25 Received: 06/19/25 13:00 Matrix: Water

Parameters	Results	Units	Report Limit	MDL	DF	Prepared	Analyzed	CAS No.	Qual
Metals (ICPMS) 6020B	Analytical Method: EPA 6020B Preparation Method: 3015 Pace National - Mt. Juliet								
Lithium	ND	mg/L	0.0300	0.000600	1	06/30/25 08:03	07/01/25 13:17	7439-93-2	
2320B Alkalinity	Analytical Method: SM 2320B-2011 Pace Analytical Services - Asheville								
Alkalinity,Bicarbonate (CaCO3)	ND	mg/L	5.0	5.0	1		06/20/25 14:25		
Alkalinity,Carbonate (CaCO3)	ND	mg/L	5.0	5.0	1		06/20/25 14:25		
Alkalinity, Total as CaCO3	ND	mg/L	5.0	5.0	1		06/20/25 14:25		
2540C Total Dissolved Solids	Analytical Method: SM 2540C-2015 Pace Analytical Services - Asheville								
Total Dissolved Solids	ND	mg/L	25.0	25.0	1		06/21/25 12:29		
4500S2D Sulfide Water	Analytical Method: SM 4500-S2D-2011 Pace Analytical Services - Asheville								
Sulfide	ND	mg/L	0.10	0.022	1		06/23/25 19:12	18496-25-8	
300.0 IC Anions 28 Days	Analytical Method: EPA 300.0 Rev 2.1 1993 Pace Analytical Services - Asheville								
Chloride	ND	mg/L	1.0	0.60	1		06/20/25 03:43	16887-00-6	
Fluoride	ND	mg/L	0.10	0.050	1		06/20/25 03:43	16984-48-8	
Sulfate	ND	mg/L	1.0	0.50	1		06/20/25 03:43	14808-79-8	
WC 6020B MET ICPMS	Analytical Method: EPA 6020B Preparation Method: EPA 3005A Pace Analytical Services - West Columbia								
Antimony	ND	mg/L	0.0030	0.00050	1	06/24/25 10:12	06/25/25 14:32	7440-36-0	
Arsenic	ND	mg/L	0.0050	0.0012	1	06/24/25 10:12	06/25/25 14:32	7440-38-2	
Barium	ND	mg/L	0.0050	0.0012	1	06/24/25 10:12	06/25/25 14:32	7440-39-3	
Beryllium	ND	mg/L	0.00050	0.00015	1	06/24/25 10:12	06/25/25 14:32	7440-41-7	
Boron	ND	mg/L	0.040	0.0062	1	06/24/25 10:12	06/26/25 13:52	7440-42-8	
Cadmium	ND	mg/L	0.00050	0.00012	1	06/24/25 10:12	06/25/25 14:32	7440-43-9	
Calcium	ND	mg/L	1.0	0.10	1	06/24/25 10:12	06/25/25 14:32	7440-70-2	
Chromium	ND	mg/L	0.0050	0.0012	1	06/24/25 10:12	06/25/25 14:32	7440-47-3	
Cobalt	ND	mg/L	0.0050	0.0012	1	06/24/25 10:12	06/25/25 14:32	7440-48-4	
Iron	ND	mg/L	0.040	0.012	1	06/24/25 10:12	06/25/25 14:32	7439-89-6	
Lead	ND	mg/L	0.0010	0.00025	1	06/24/25 10:12	06/25/25 14:32	7439-92-1	
Magnesium	ND	mg/L	0.050	0.010	1	06/24/25 10:12	06/25/25 14:32	7439-95-4	
Manganese	ND	mg/L	0.040	0.0012	1	06/24/25 10:12	06/25/25 14:32	7439-96-5	
Molybdenum	ND	mg/L	0.010	0.0025	1	06/24/25 10:12	06/25/25 14:32	7439-98-7	
Potassium	ND	mg/L	0.50	0.10	1	06/24/25 10:12	06/25/25 14:32	7440-09-7	
Selenium	ND	mg/L	0.0050	0.0012	1	06/24/25 10:12	06/25/25 14:32	7782-49-2	
Sodium	ND	mg/L	1.0	0.15	1	06/24/25 10:12	06/25/25 14:32	7440-23-5	
Thallium	ND	mg/L	0.0010	0.00015	1	06/24/25 10:12	06/25/25 14:32	7440-28-0	5g

This report shall not be reproduced, except in full,
without the written consent of Pace Analytical Services, LLC.

Pace Analytical Services, LLC
9800 Kincey Ave. Suite 100
Huntersville, NC 28078
(704)875-9092

ANALYTICAL RESULTS

Project: Plant Bowen AP-1 CA Month 2
Pace Project No.: 92803284

Sample: BOW-AP1-EB-01 **Lab ID: 92803284008** Collected: 06/17/25 15:25 Received: 06/19/25 13:00 Matrix: Water

Parameters	Results	Units	Report Limit	MDL	DF	Prepared	Analyzed	CAS No.	Qual
WCOL 7470 Mercury	Analytical Method: EPA 7470A Preparation Method: EPA 7470A Pace Analytical Services - West Columbia								
Mercury	ND	mg/L	0.00020	0.000091	1	06/27/25 17:44	06/27/25 20:50	7439-97-6	

This report shall not be reproduced, except in full,
without the written consent of Pace Analytical Services, LLC.

Pace Analytical Services, LLC
9800 Kincey Ave. Suite 100
Huntersville, NC 28078
(704)875-9092

QUALITY CONTROL DATA

Project: Plant Bowen AP-1 CA Month 2
Pace Project No.: 92803284

QC Batch: 2547149
QC Batch Method: 3015
Analysis Method: EPA 6020B
Analysis Description: Metals (ICPMS) 6020B
Laboratory: Pace National - Mt. Juliet
Associated Lab Samples: 92803284001, 92803284002, 92803284003, 92803284004, 92803284005, 92803284006, 92803284007, 92803284008

METHOD BLANK: R4238784-1
Matrix: Water
Associated Lab Samples: 92803284001, 92803284002, 92803284003, 92803284004, 92803284005, 92803284006, 92803284007, 92803284008

Parameter	Units	Blank Result	Reporting Limit	MDL	Analyzed	Qualifiers
Lithium	mg/L	ND	0.0300	0.000600	07/01/25 11:35	

LABORATORY CONTROL SAMPLE: R4238784-2

Parameter	Units	Spike Conc.	LCS Result	LCS % Rec	% Rec Limits	Qualifiers
Lithium	mg/L	0.0500	0.0448	89.7	80.0-120	

MATRIX SPIKE & MATRIX SPIKE DUPLICATE: R4238784-4 R4238784-5

Parameter	Units	Result	MS Spike Conc.	MSD Spike Conc.	MS Result	MSD Result	MS % Rec	MSD % Rec	% Rec Limits	RPD	Max RPD	Qual
Lithium	mg/L		0.0500	0.0500	0.0824	0.0840	90.7	93.7	75.0-125	1.83	20	

MATRIX SPIKE & MATRIX SPIKE DUPLICATE: R4238784-6 R4238784-7

Parameter	Units	L1872123-02 Result	MS Spike Conc.	MSD Spike Conc.	MS Result	MSD Result	MS % Rec	MSD % Rec	% Rec Limits	RPD	Max RPD	Qual
Lithium	mg/L	0.00105	0.0500	0.0500	0.0465	0.0466	90.8	91.1	75.0-125	0.273	20	

Results presented on this page are in the units indicated by the "Units" column except where an alternate unit is presented to the right of the result.

This report shall not be reproduced, except in full,
without the written consent of Pace Analytical Services, LLC.

Pace Analytical Services, LLC
9800 Kincey Ave. Suite 100
Huntersville, NC 28078
(704)875-9092

QUALITY CONTROL DATA

Project: Plant Bowen AP-1 CA Month 2
Pace Project No.: 92803284

QC Batch: 943303
QC Batch Method: SM 2320B-2011
Analysis Method: SM 2320B-2011
Analysis Description: 2320B Alkalinity
Laboratory: Pace Analytical Services - Asheville
Associated Lab Samples: 92803284001, 92803284002, 92803284003, 92803284004, 92803284005, 92803284006, 92803284007, 92803284008

METHOD BLANK: 4847806
Matrix: Water
Associated Lab Samples: 92803284001, 92803284002, 92803284003, 92803284004, 92803284005, 92803284006, 92803284007, 92803284008

Parameter	Units	Blank Result	Reporting Limit	MDL	Analyzed	Qualifiers
Alkalinity, Total as CaCO3	mg/L	ND	5.0	5.0	06/20/25 11:40	
Alkalinity,Bicarbonate (CaCO3)	mg/L	ND	5.0	5.0	06/20/25 11:40	
Alkalinity,Carbonate (CaCO3)	mg/L	ND	5.0	5.0	06/20/25 11:40	

LABORATORY CONTROL SAMPLE: 4847807

Parameter	Units	Spike Conc.	LCS Result	LCS % Rec	% Rec Limits	Qualifiers
Alkalinity, Total as CaCO3	mg/L	50	52.4	105	80-120	

LABORATORY CONTROL SAMPLE: 4847808

Parameter	Units	Spike Conc.	LCS Result	LCS % Rec	% Rec Limits	Qualifiers
Alkalinity, Total as CaCO3	mg/L	50	51.2	102	80-120	

MATRIX SPIKE & MATRIX SPIKE DUPLICATE: 4847809 4847810

Parameter	Units	92802190005 Result	MS Spike Conc.	MSD Spike Conc.	MS Result	MSD Result	MS % Rec	MSD % Rec	% Rec Limits	RPD	Max RPD	Qual
Alkalinity, Total as CaCO3	mg/L	6.4	50	50	61.5	58.5	110	104	80-120	5	25	

MATRIX SPIKE & MATRIX SPIKE DUPLICATE: 4847811 4847812

Parameter	Units	92802190006 Result	MS Spike Conc.	MSD Spike Conc.	MS Result	MSD Result	MS % Rec	MSD % Rec	% Rec Limits	RPD	Max RPD	Qual
Alkalinity, Total as CaCO3	mg/L	ND	50	50	53.5	53.4	102	102	80-120	0	25	

Results presented on this page are in the units indicated by the "Units" column except where an alternate unit is presented to the right of the result.

This report shall not be reproduced, except in full,
without the written consent of Pace Analytical Services, LLC.

Pace Analytical Services, LLC
9800 Kincey Ave. Suite 100
Huntersville, NC 28078
(704)875-9092

QUALITY CONTROL DATA

Project: Plant Bowen AP-1 CA Month 2
Pace Project No.: 92803284

QC Batch: 943491
QC Batch Method: SM 2540C-2015
Analysis Method: SM 2540C-2015
Analysis Description: 2540C Total Dissolved Solids
Laboratory: Pace Analytical Services - Asheville
Associated Lab Samples: 92803284003, 92803284004, 92803284006, 92803284007, 92803284008

METHOD BLANK: 4848927
Matrix: Water
Associated Lab Samples: 92803284003, 92803284004, 92803284006, 92803284007, 92803284008

Parameter	Units	Blank Result	Reporting Limit	MDL	Analyzed	Qualifiers
Total Dissolved Solids	mg/L	ND	2.5	2.5	06/21/25 12:27	

LABORATORY CONTROL SAMPLE: 4848928

Parameter	Units	Spike Conc.	LCS Result	LCS % Rec	% Rec Limits	Qualifiers
Total Dissolved Solids	mg/L	250	258	103	90-110	

SAMPLE DUPLICATE: 4848929

Parameter	Units	92803171001 Result	Dup Result	RPD	Max RPD	Qualifiers
Total Dissolved Solids	mg/L	338	341	1	25	

SAMPLE DUPLICATE: 4848930

Parameter	Units	92803284007 Result	Dup Result	RPD	Max RPD	Qualifiers
Total Dissolved Solids	mg/L	ND	ND		25	

Results presented on this page are in the units indicated by the "Units" column except where an alternate unit is presented to the right of the result.

REPORT OF LABORATORY ANALYSIS

This report shall not be reproduced, except in full,
without the written consent of Pace Analytical Services, LLC.

Pace Analytical Services, LLC
9800 Kincey Ave. Suite 100
Huntersville, NC 28078
(704)875-9092

QUALITY CONTROL DATA

Project: Plant Bowen AP-1 CA Month 2
Pace Project No.: 92803284

QC Batch: 943657
QC Batch Method: SM 2540C-2015
Analysis Method: SM 2540C-2015
Analysis Description: 2540C Total Dissolved Solids
Laboratory: Pace Analytical Services - Asheville
Associated Lab Samples: 92803284001, 92803284002, 92803284005

METHOD BLANK: 4849781
Matrix: Water
Associated Lab Samples: 92803284001, 92803284002, 92803284005

Parameter	Units	Blank Result	Reporting Limit	MDL	Analyzed	Qualifiers
Total Dissolved Solids	mg/L	ND	25.0	25.0	06/23/25 18:40	

LABORATORY CONTROL SAMPLE: 4849782

Parameter	Units	Spike Conc.	LCS Result	LCS % Rec	% Rec Limits	Qualifiers
Total Dissolved Solids	mg/L	250	250	100	90-110	

SAMPLE DUPLICATE: 4849783

Parameter	Units	92803284005 Result	Dup Result	RPD	Max RPD	Qualifiers
Total Dissolved Solids	mg/L	1990	2020	1	25	

Results presented on this page are in the units indicated by the "Units" column except where an alternate unit is presented to the right of the result.

This report shall not be reproduced, except in full,
without the written consent of Pace Analytical Services, LLC.

Pace Analytical Services, LLC
9800 Kincey Ave. Suite 100
Huntersville, NC 28078
(704)875-9092

QUALITY CONTROL DATA

Project: Plant Bowen AP-1 CA Month 2
Pace Project No.: 92803284

QC Batch: 943645
QC Batch Method: SM 4500-S2D-2011
Analysis Method: SM 4500-S2D-2011
Analysis Description: 4500S2D Sulfide Water
Laboratory: Pace Analytical Services - Asheville
Associated Lab Samples: 92803284001, 92803284002, 92803284003, 92803284004, 92803284005, 92803284006, 92803284007, 92803284008

METHOD BLANK: 4849659
Matrix: Water
Associated Lab Samples: 92803284001, 92803284002, 92803284003, 92803284004, 92803284005, 92803284006, 92803284007, 92803284008

Parameter	Units	Blank Result	Reporting Limit	MDL	Analyzed	Qualifiers
Sulfide	mg/L	ND	0.10	0.022	06/23/25 19:03	

LABORATORY CONTROL SAMPLE: 4849660

Parameter	Units	Spike Conc.	LCS Result	LCS % Rec	% Rec Limits	Qualifiers
Sulfide	mg/L	0.5	0.54	109	80-120	

MATRIX SPIKE & MATRIX SPIKE DUPLICATE: 4849661 4849662

Parameter	Units	92803284003 Result	MS Spike Conc.	MSD Spike Conc.	MS Result	MSD Result	MS % Rec	MSD % Rec	% Rec Limits	RPD	Max RPD	Qual
Sulfide	mg/L	ND	0.5	0.5	0.54	0.57	107	112	80-120	4	10	

MATRIX SPIKE & MATRIX SPIKE DUPLICATE: 4849663 4849664

Parameter	Units	92803319002 Result	MS Spike Conc.	MSD Spike Conc.	MS Result	MSD Result	MS % Rec	MSD % Rec	% Rec Limits	RPD	Max RPD	Qual
Sulfide	mg/L	ND	0.5	0.5	0.49	0.52	97	105	80-120	8	10	

Results presented on this page are in the units indicated by the "Units" column except where an alternate unit is presented to the right of the result.

REPORT OF LABORATORY ANALYSIS

This report shall not be reproduced, except in full,
without the written consent of Pace Analytical Services, LLC.

Pace Analytical Services, LLC
9800 Kincey Ave. Suite 100
Huntersville, NC 28078
(704)875-9092

QUALITY CONTROL DATA

Project: Plant Bowen AP-1 CA Month 2
Pace Project No.: 92803284

QC Batch: 943142
QC Batch Method: EPA 300.0 Rev 2.1 1993
Analysis Method: EPA 300.0 Rev 2.1 1993
Analysis Description: 300.0 IC Anions
Laboratory: Pace Analytical Services - Asheville
Associated Lab Samples: 92803284001, 92803284002, 92803284003, 92803284004, 92803284005, 92803284006, 92803284007, 92803284008

METHOD BLANK: 4847353
Matrix: Water
Associated Lab Samples: 92803284001, 92803284002, 92803284003, 92803284004, 92803284005, 92803284006, 92803284007, 92803284008

Parameter	Units	Blank Result	Reporting Limit	MDL	Analyzed	Qualifiers
Chloride	mg/L	ND	1.0	0.60	06/20/25 00:24	
Fluoride	mg/L	ND	0.10	0.050	06/20/25 00:24	
Sulfate	mg/L	ND	1.0	0.50	06/20/25 00:24	

LABORATORY CONTROL SAMPLE: 4847354

Parameter	Units	Spike Conc.	LCS Result	LCS % Rec	% Rec Limits	Qualifiers
Chloride	mg/L	50	51.0	102	90-110	
Fluoride	mg/L	2.5	2.5	101	90-110	
Sulfate	mg/L	50	51.0	102	90-110	

MATRIX SPIKE & MATRIX SPIKE DUPLICATE: 4847355 4847356

Parameter	Units	92803284001 Result	MS Spike Conc.	MSD Spike Conc.	MS Result	MSD Result	MS % Rec	MSD % Rec	% Rec Limits	RPD	Max RPD	Qual
Chloride	mg/L	251	50	50	296	288	91	74	90-110	3	10	M1
Fluoride	mg/L	0.26	2.5	2.5	3.0	3.1	108	113	90-110	4	10	M1
Sulfate	mg/L	229	50	50	275	268	91	77	90-110	3	10	M1

MATRIX SPIKE & MATRIX SPIKE DUPLICATE: 4847393 4847394

Parameter	Units	92803262001 Result	MS Spike Conc.	MSD Spike Conc.	MS Result	MSD Result	MS % Rec	MSD % Rec	% Rec Limits	RPD	Max RPD	Qual
Chloride	mg/L	1.3	50	50	51.2	51.7	100	101	90-110	1	10	
Fluoride	mg/L	ND	2.5	2.5	2.6	2.7	102	104	90-110	1	10	
Sulfate	mg/L	1.7	50	50	51.5	52.2	100	101	90-110	1	10	

Results presented on this page are in the units indicated by the "Units" column except where an alternate unit is presented to the right of the result.

This report shall not be reproduced, except in full,
without the written consent of Pace Analytical Services, LLC.

Pace Analytical Services, LLC
9800 Kincey Ave. Suite 100
Huntersville, NC 28078
(704)875-9092

QUALITY CONTROL DATA

Project: Plant Bowen AP-1 CA Month 2
Pace Project No.: 92803284

QC Batch: 943741
QC Batch Method: EPA 3005A
Analysis Method: EPA 6020B
Analysis Description: WC 6020B MET
Laboratory: Pace Analytical Services - West Columbia
Associated Lab Samples: 92803284001, 92803284002, 92803284003, 92803284004, 92803284005, 92803284006, 92803284007, 92803284008

METHOD BLANK: 4850053
Matrix: Water
Associated Lab Samples: 92803284001, 92803284002, 92803284003, 92803284004, 92803284005, 92803284006, 92803284007, 92803284008

Parameter	Units	Blank Result	Reporting Limit	MDL	Analyzed	Qualifiers
Antimony	mg/L	ND	0.0030	0.00050	06/25/25 12:18	
Arsenic	mg/L	ND	0.0050	0.0012	06/25/25 12:18	
Barium	mg/L	ND	0.0050	0.0012	06/25/25 12:18	
Beryllium	mg/L	ND	0.00050	0.00015	06/25/25 12:18	
Boron	mg/L	ND	0.040	0.0062	06/25/25 12:18	1g
Cadmium	mg/L	ND	0.00050	0.00012	06/25/25 12:18	
Calcium	mg/L	ND	1.0	0.10	06/25/25 12:18	
Chromium	mg/L	ND	0.0050	0.0012	06/25/25 12:18	
Cobalt	mg/L	ND	0.0050	0.0012	06/25/25 12:18	
Iron	mg/L	ND	0.040	0.012	06/25/25 12:18	
Lead	mg/L	ND	0.0010	0.00025	06/25/25 12:18	
Magnesium	mg/L	ND	0.050	0.010	06/25/25 12:18	
Manganese	mg/L	ND	0.040	0.0012	06/25/25 12:18	
Molybdenum	mg/L	ND	0.010	0.0025	06/25/25 12:18	
Potassium	mg/L	ND	0.50	0.10	06/25/25 12:18	
Selenium	mg/L	ND	0.0050	0.0012	06/25/25 12:18	
Sodium	mg/L	ND	1.0	0.15	06/25/25 12:18	
Thallium	mg/L	ND	0.0010	0.00015	06/25/25 12:18	4g

LABORATORY CONTROL SAMPLE: 4850054

Parameter	Units	Spike Conc.	LCS Result	LCS % Rec	% Rec Limits	Qualifiers
Antimony	mg/L	0.1	0.092	92	80-120	
Arsenic	mg/L	0.1	0.094	94	80-120	
Barium	mg/L	0.1	0.093	93	80-120	
Beryllium	mg/L	0.1	0.090	90	80-120	
Boron	mg/L	0.1	0.089	89	80-120	
Cadmium	mg/L	0.1	0.093	93	80-120	
Calcium	mg/L	1	1.0J	100	80-120	
Chromium	mg/L	0.1	0.10	100	80-120	
Cobalt	mg/L	0.1	0.10	101	80-120	
Iron	mg/L	1	0.98	98	80-120	
Lead	mg/L	0.1	0.10	101	80-120	
Magnesium	mg/L	1	0.97	97	80-120	
Manganese	mg/L	0.1	0.099	99	80-120	
Molybdenum	mg/L	0.1	0.12	120	80-120	2g
Potassium	mg/L	1	1.0	101	80-120	

Results presented on this page are in the units indicated by the "Units" column except where an alternate unit is presented to the right of the result.

This report shall not be reproduced, except in full,
without the written consent of Pace Analytical Services, LLC.

Pace Analytical Services, LLC
9800 Kincey Ave. Suite 100
Huntersville, NC 28078
(704)875-9092

QUALITY CONTROL DATA

Project: Plant Bowen AP-1 CA Month 2
Pace Project No.: 92803284

LABORATORY CONTROL SAMPLE: 4850054

Parameter	Units	Spike Conc.	LCS Result	LCS % Rec	% Rec Limits	Qualifiers
Selenium	mg/L	0.1	0.081	81	80-120	
Sodium	mg/L	1	0.94J	94	80-120	
Thallium	mg/L	0.1	0.10	104	80-120	3g

MATRIX SPIKE & MATRIX SPIKE DUPLICATE: 4850055 4850056

Parameter	Units	92803284001 Result	MS Spike Conc.	MSD Spike Conc.	MS Result	MSD Result	MS % Rec	MSD % Rec	% Rec Limits	RPD	Max RPD	Qual
Antimony	mg/L	ND	0.1	0.1	0.095	0.094	95	94	75-125	1	20	
Arsenic	mg/L	ND	0.1	0.1	0.084	0.083	84	83	75-125	2	20	
Barium	mg/L	0.046	0.1	0.1	0.14	0.14	97	94	75-125	2	20	
Beryllium	mg/L	ND	0.1	0.1	0.091	0.092	91	92	75-125	1	20	
Boron	mg/L	7.7	0.1	0.1	7.8	7.8	111	110	75-125	0	20	
Cadmium	mg/L	0.00019J	0.1	0.1	0.094	0.092	93	92	75-125	2	20	
Calcium	mg/L	273	1	1	279	273	555	-43	75-125	2	20	
Chromium	mg/L	ND	0.1	0.1	0.091	0.091	90	91	75-125	0	20	
Cobalt	mg/L	ND	0.1	0.1	0.086	0.084	86	84	75-125	2	20	
Iron	mg/L	0.076	1	1	0.94	0.93	86	85	75-125	1	20	
Lead	mg/L	ND	0.1	0.1	0.089	0.088	89	88	75-125	1	20	
Magnesium	mg/L	41.2	1	1	43.7	42.2	254	107	75-125	3	20	M1
Manganese	mg/L	0.52	0.1	0.1	0.63	0.62	111	100	75-125	2	20	
Molybdenum	mg/L	0.045	0.1	0.1	0.17	0.17	124	122	75-125	1	20	
Potassium	mg/L	8.1	1	1	9.1	9.1	102	106	75-125	1	20	
Selenium	mg/L	0.0028J	0.1	0.1	0.10	0.098	98	96	75-125	2	20	
Sodium	mg/L	78.4	1	1	87.0	64.9	859	-1350	75-125	29	20	M1,R1
Thallium	mg/L	0.00080J	0.1	0.1	0.10	0.10	100	102	75-125	2	20	

Results presented on this page are in the units indicated by the "Units" column except where an alternate unit is presented to the right of the result.

This report shall not be reproduced, except in full,
without the written consent of Pace Analytical Services, LLC.

Pace Analytical Services, LLC
9800 Kincey Ave. Suite 100
Huntersville, NC 28078
(704)875-9092

QUALITY CONTROL DATA

Project: Plant Bowen AP-1 CA Month 2
Pace Project No.: 92803284

QC Batch: 943521
QC Batch Method: EPA 7470A
Analysis Method: EPA 7470A
Analysis Description: WCOL 7470 Mercury
Laboratory: Pace Analytical Services - West Columbia
Associated Lab Samples: 92803284002, 92803284003, 92803284004, 92803284005, 92803284006, 92803284007, 92803284008

METHOD BLANK: 4849022 Matrix: Water
Associated Lab Samples: 92803284002, 92803284003, 92803284004, 92803284005, 92803284006, 92803284007, 92803284008

Parameter	Units	Blank Result	Reporting Limit	MDL	Analyzed	Qualifiers
Mercury	mg/L	ND	0.00020	0.000091	06/27/25 20:30	

LABORATORY CONTROL SAMPLE: 4849023

Parameter	Units	Spike Conc.	LCS Result	LCS % Rec	% Rec Limits	Qualifiers
Mercury	mg/L	0.002	0.0021	103	80-120	

MATRIX SPIKE & MATRIX SPIKE DUPLICATE: 4855752 4855753

Parameter	Units	92803633025 Result	MS Spike Conc.	MSD Spike Conc.	MS Result	MSD Result	MS % Rec	MSD % Rec	% Rec Limits	RPD	Max RPD	Qual
Mercury	mg/L	ND	0.002	0.002	0.0021	0.0021	104	104	80-120	1	20	

Results presented on this page are in the units indicated by the "Units" column except where an alternate unit is presented to the right of the result.

REPORT OF LABORATORY ANALYSIS

This report shall not be reproduced, except in full,
without the written consent of Pace Analytical Services, LLC.

Pace Analytical Services, LLC
9800 Kincey Ave. Suite 100
Huntersville, NC 28078
(704)875-9092

QUALITY CONTROL DATA

Project: Plant Bowen AP-1 CA Month 2
Pace Project No.: 92803284

QC Batch: 945448
QC Batch Method: EPA 7470A
Analysis Method: EPA 7470A
Analysis Description: WCOL 7470 Mercury
Laboratory: Pace Analytical Services - West Columbia
Associated Lab Samples: 92803284001

METHOD BLANK: 4858504 Matrix: Water
Associated Lab Samples: 92803284001

Parameter	Units	Blank Result	Reporting Limit	MDL	Analyzed	Qualifiers
Mercury	mg/L	ND	0.00020	0.000091	07/02/25 11:57	

LABORATORY CONTROL SAMPLE & LCSD: 4858505 4858506

Parameter	Units	Spike Conc.	LCS Result	LCSD Result	LCS % Rec	LCSD % Rec	% Rec Limits	RPD	Max RPD	Qualifiers
Mercury	mg/L	0.002	0.0019	0.0019	95	97	80-120	2	20	

Results presented on this page are in the units indicated by the "Units" column except where an alternate unit is presented to the right of the result.

REPORT OF LABORATORY ANALYSIS

This report shall not be reproduced, except in full,
without the written consent of Pace Analytical Services, LLC.

Pace Analytical Services, LLC
9800 Kincey Ave. Suite 100
Huntersville, NC 28078
(704)875-9092

QUALIFIERS

Project: Plant Bowen AP-1 CA Month 2
Pace Project No.: 92803284

DEFINITIONS

DF - Dilution Factor, if reported, represents the factor applied to the reported data due to dilution of the sample aliquot.

ND - Not Detected at or above adjusted reporting limit.

TNTC - Too Numerous To Count

J - Estimated concentration above the adjusted method detection limit and below the adjusted reporting limit.

MDL - Adjusted Method Detection Limit.

PQL - Practical Quantitation Limit.

RL - Reporting Limit - The lowest concentration value that meets project requirements for quantitative data with known precision and bias for a specific analyte in a specific matrix.

S - Surrogate

1,2-Diphenylhydrazine decomposes to and cannot be separated from Azobenzene using Method 8270. The result for each analyte is a combined concentration.

Consistent with EPA guidelines, unrounded data are displayed and have been used to calculate % recovery and RPD values.

LCS(D) - Laboratory Control Sample (Duplicate)

MS(D) - Matrix Spike (Duplicate)

DUP - Sample Duplicate

RPD - Relative Percent Difference

NC - Not Calculable.

SG - Silica Gel - Clean-Up

U - Indicates the compound was analyzed for, but not detected.

Acid preservation may not be appropriate for 2 Chloroethylvinyl ether.

A separate vial preserved to a pH of 4-5 is recommended in SW846 Chapter 4 for the analysis of Acrolein and Acrylonitrile by EPA Method 8260.

N-Nitrosodiphenylamine decomposes and cannot be separated from Diphenylamine using Method 8270. The result reported for each analyte is a combined concentration.

Reported results are not rounded until the final step prior to reporting. Therefore, calculated parameters that are typically reported as "Total" may vary slightly from the sum of the reported component parameters.

Pace Analytical is TNI accredited. Contact your Pace PM for the current list of accredited analytes.

TNI - The NELAC Institute.

ANALYTE QUALIFIERS

1g	The continuing calibration verification (CCV) for this analyte is above laboratory acceptance limits. The analyte was not detected above the reporting limit in the associated method blank.
2g	The percent readback for the same analyte was outside laboratory method acceptance limits (80-120%) in the low calibration standard (10 ug/L) at 122%. Since the LCS true value spike concentration for this analyte is 100 ug/L, the the calibration standard at 50 ug/L was used to measure control of the analyte. The percent readback for Mo in the 50 ug/L calibration standard was 96%.
3g	The same analyte was detected in an associated instrument blank at a concentration above the reporting limit. The concentration in the LCS was greater than ten times the concentration in the instrument blank, and the percent recovery was within method acceptance limits.
4g	The same analyte was detected in an associated instrument blank at a concentration above the reporting limit. The concentration in the method blank was non-detect.
5g	The same analyte was detected in an associated instrument blank at a concentration above the reporting limit. The concentration of the analyte in the sample was less than the reporting limit.
J	Analyte detected below the reporting limit, therefore result is an estimate. This qualifier is also used for all TICs.
M1	Matrix spike recovery exceeded QC limits. Batch accepted based on laboratory control sample (LCS) recovery.
R1	RPD value was outside control limits.

This report shall not be reproduced, except in full,
without the written consent of Pace Analytical Services, LLC.

Pace Analytical Services, LLC
9800 Kincey Ave. Suite 100
Huntersville, NC 28078
(704)875-9092

QUALITY CONTROL DATA CROSS REFERENCE TABLE

Project: Plant Bowen AP-1 CA Month 2
Pace Project No.: 92803284

Lab ID	Sample ID	QC Batch Method	QC Batch	Analytical Method	Analytical Batch
92803284001	**BOW-PT-02**	3015	2547149	EPA 6020B	2547149
92803284002	**BOW-PT-04**	3015	2547149	EPA 6020B	2547149
92803284003	**BOW-PT-05**	3015	2547149	EPA 6020B	2547149
92803284004	**BOW-PT-06**	3015	2547149	EPA 6020B	2547149
92803284005	**BOW-INW-01**	3015	2547149	EPA 6020B	2547149
92803284006	**BOW-AP1-FD-01**	3015	2547149	EPA 6020B	2547149
92803284007	**BOW-AP1-FB-01**	3015	2547149	EPA 6020B	2547149
92803284008	**BOW-AP1-EB-01**	3015	2547149	EPA 6020B	2547149
92803284001	**BOW-PT-02**	SM 2320B-2011	943303		
92803284002	**BOW-PT-04**	SM 2320B-2011	943303		
92803284003	**BOW-PT-05**	SM 2320B-2011	943303		
92803284004	**BOW-PT-06**	SM 2320B-2011	943303		
92803284005	**BOW-INW-01**	SM 2320B-2011	943303		
92803284006	**BOW-AP1-FD-01**	SM 2320B-2011	943303		
92803284007	**BOW-AP1-FB-01**	SM 2320B-2011	943303		
92803284008	**BOW-AP1-EB-01**	SM 2320B-2011	943303		
92803284001	**BOW-PT-02**	SM 2540C-2015	943657		
92803284002	**BOW-PT-04**	SM 2540C-2015	943657		
92803284003	**BOW-PT-05**	SM 2540C-2015	943491		
92803284004	**BOW-PT-06**	SM 2540C-2015	943491		
92803284005	**BOW-INW-01**	SM 2540C-2015	943657		
92803284006	**BOW-AP1-FD-01**	SM 2540C-2015	943491		
92803284007	**BOW-AP1-FB-01**	SM 2540C-2015	943491		
92803284008	**BOW-AP1-EB-01**	SM 2540C-2015	943491		
92803284001	**BOW-PT-02**	SM 4500-S2D-2011	943645		
92803284002	**BOW-PT-04**	SM 4500-S2D-2011	943645		
92803284003	**BOW-PT-05**	SM 4500-S2D-2011	943645		
92803284004	**BOW-PT-06**	SM 4500-S2D-2011	943645		
92803284005	**BOW-INW-01**	SM 4500-S2D-2011	943645		
92803284006	**BOW-AP1-FD-01**	SM 4500-S2D-2011	943645		
92803284007	**BOW-AP1-FB-01**	SM 4500-S2D-2011	943645		
92803284008	**BOW-AP1-EB-01**	SM 4500-S2D-2011	943645		
92803284001	**BOW-PT-02**	EPA 300.0 Rev 2.1 1993	943142		
92803284002	**BOW-PT-04**	EPA 300.0 Rev 2.1 1993	943142		
92803284003	**BOW-PT-05**	EPA 300.0 Rev 2.1 1993	943142		
92803284004	**BOW-PT-06**	EPA 300.0 Rev 2.1 1993	943142		
92803284005	**BOW-INW-01**	EPA 300.0 Rev 2.1 1993	943142		
92803284006	**BOW-AP1-FD-01**	EPA 300.0 Rev 2.1 1993	943142		
92803284007	**BOW-AP1-FB-01**	EPA 300.0 Rev 2.1 1993	943142		
92803284008	**BOW-AP1-EB-01**	EPA 300.0 Rev 2.1 1993	943142		
92803284001	**BOW-PT-02**	EPA 3005A	943741	EPA 6020B	944223
92803284002	**BOW-PT-04**	EPA 3005A	943741	EPA 6020B	944223
92803284003	**BOW-PT-05**	EPA 3005A	943741	EPA 6020B	944223
92803284004	**BOW-PT-06**	EPA 3005A	943741	EPA 6020B	944223
92803284005	**BOW-INW-01**	EPA 3005A	943741	EPA 6020B	944223

This report shall not be reproduced, except in full,
without the written consent of Pace Analytical Services, LLC.

Pace Analytical Services, LLC
9800 Kincey Ave. Suite 100
Huntersville, NC 28078
(704)875-9092

QUALITY CONTROL DATA CROSS REFERENCE TABLE

Project: Plant Bowen AP-1 CA Month 2
Pace Project No.: 92803284

Lab ID	Sample ID	QC Batch Method	QC Batch	Analytical Method	Analytical Batch
92803284006	**BOW-AP1-FD-01**	EPA 3005A	943741	EPA 6020B	944223
92803284007	**BOW-AP1-FB-01**	EPA 3005A	943741	EPA 6020B	944223
92803284008	**BOW-AP1-EB-01**	EPA 3005A	943741	EPA 6020B	944223
92803284001	**BOW-PT-02**	EPA 7470A	945448	EPA 7470A	945539
92803284002	**BOW-PT-04**	EPA 7470A	943521	EPA 7470A	944891
92803284003	**BOW-PT-05**	EPA 7470A	943521	EPA 7470A	944891
92803284004	**BOW-PT-06**	EPA 7470A	943521	EPA 7470A	944891
92803284005	**BOW-INW-01**	EPA 7470A	943521	EPA 7470A	944891
92803284006	**BOW-AP1-FD-01**	EPA 7470A	943521	EPA 7470A	944891
92803284007	**BOW-AP1-FB-01**	EPA 7470A	943521	EPA 7470A	944891
92803284008	**BOW-AP1-EB-01**	EPA 7470A	943521	EPA 7470A	944891

This report shall not be reproduced, except in full,
without the written consent of Pace Analytical Services, LLC.

Pace® Location Requested (City/State):

Pace Analytical Charlotte
9800 Kincey Ave. Suite 100, Huntersville, NC 28078

CHAIN-OF-CUSTODY Analytical Request Document

Chain-of-Custody is a LEGAL DOCUMENT - Complete all relevant fields

WO#: 92803284

92803284

Company Name: Georgia Power - Bowen

Street Address: 241 Ralph McGill Blvd NE, Bin 10160, Atlanta, GA 30308

Customer Project #:

Project Name: Bowen AP-1 CA Month 2

Site Collection Info/Facility ID (as applicable):

Contact/Report To: Kristen Jurinko, Mintao Lu, Marty Crook

Phone #: (470) 217-0008

E-Mail: knjurink@southernco.com

Cc E-Mail: Laura Midkiff, Ben Hodges, Mike Smilley, Noella Gangi

Invoice to: Account Payable

Invoice E-mail: georgiapowerinvoices@southernco.com

Purchase Order # (if applicable): GPC82474-0007

Quote #:

Time Zone Collected: [ ] AK [ ] PT [ ] MT [ ] CT [X] ET

County / State origin of sample(s): Georgia

Data Deliverables: [ ] Level II [ ] Level III [ ] Level IV [ ] EQuIS [ ] Other

Regulatory Program (DW, RCRA, etc.) as applicable:

Reportable [ ] Yes [ ] No

Rush (Pre-approval required): [ ] Same Day [ ] 1 Day [ ] 2 Day [ ] 3 Day Other 5day

Date Results Requested:

DW PWSID # or WW Permit # as applicable:

Field Filtered (if applicable): [ ] Yes [ ] No

Analysis:

* Matrix Codes (Insert in Matrix box below): Drinking Water (DW), Ground Water (GW), Wastewater (WW), Product (P), Soil/Solid (SS), Oil (OL), Wipe (WP), Tissue (TS), Bioassay (B), Vapor (V), Surface Water (SW), Sediment (SED), Sludge (SL), Caulk (CK), Leachate (LL), Biosolid (BS), Other (OT)

Specify Container Size **: 3, 2, 3, 4, 3

Identify Container Preservative Type***: 1, 1, 1, 5+6, 2

**Container Size: (1) 1L, (2) 500mL, (3) 250mL, (4) 125mL, (5) 100mL, (6) 40mL vial, (7) EnCore, (8) TerraCore, (9) 90mL, (10) Other

*** Preservative Types: (1) None, (2) HNO3, (3) H2SO4, (4) HCl, (5) NaOH, (6) Zn Acetate, (7) NaHSO4, (8) Sod. Thiosulfate, (9) Ascorbic Acid, (10) MeOH, (11) Other

Lab Use Only: Proj. Mgr: Bonnie Vang; AcctNum / Client ID:; Table #:; Profile / Template: 16507; Prelog / Bottle Ord. ID: 3267199

Customer Sample ID	Matrix *	Comp / Grab	Composite Start Date	Composite Start Time	Collected or Composite End Date	Collected or Composite End Time	# Cont.	Residual Chlorine Result	Residual Chlorine Units	2320B Total Alkalinity, Bicarbonate Alkalinity	2540C Total Dissolved Solids	300.0-F-, SO4 2-, Cl-	4500S2D Sulfide	*Appendix III, IV + Additional Metals	Sample Comment	Preservation non-conformance identified for sample
BOW-PT-02	WG	G			6/18/25	11:05	6			X	X	X	X	X		
BOW-PT-04	WG	G			6/18/25	1245	6			X	X	X	X	X		
BOW-PT-05	WG	G			6/17/25	13:58	6			X	X	X	X	X		
BOW-PT-06	WG	G			6/17/25	11:57	6			X	X	X	X	X		
BOW-INW-01	WG	G			6/18/25	13:36	6			X	X	X	X	X		
BOW-AP1-FD-01	WG	G			6/17/25	—	6			X	X	X	X	X		
BOW-AP1-FB-01	WQ	G			6/17/25	1535	6			X	X	X	X	X		
BOW-AP1-EB-01	WQ	G			6/17/25	1525	6			X	X	X	X	X		

Additional Instructions from Pace®:

Task Code: BOW-CCR-CA-20250617

*Appendix III: Boron, Calcium, Chloride, Fluoride, Sulfate, TDS

*Appendix IV: Antimony, Arsenic, Barium, Beryllium, Cadmium, Chromium, Cobalt, Fluoride, Lead, Lithium, Mercury, Molybdenum, Selenium, Thallium.

*Additional Metals: Iron, Magnesium, Manganese, Potassium, Sodium

Collected By: Jay Slewert, Natalie Piparo, Shannon Northen

Printed Name

Signature

ENSAFE

Customer Remarks / Special Conditions / Possible Hazards: 5 day turnaround

Coolers: Thermometer ID: Correction Factor (°C): Obs. Temp (°C): Corrected Temp (°C): [ ] On Ice

Relinquished by/Company: (Signature)	Date/Time:	Received by/Company: (Signature)	Date/Time:
EnSafe	6/19/25 1057	Ryan Williams / Pace	6/19/25 1057
Ryan Williams / Pace	6/19/25 1306		6/19/25 1306

Tracking Number:

Delivered by: [ ] In-Person [ ] Courier [ ] FedEx [ ] UPS [ ] Other

Page: 1 of 1

Submitting a sample via this chain of custody constitutes acknowledgment and acceptance of the Pace® Terms and Conditions found at https://www.pacelabs.com/resource-library/resource/pace-terms-and-conditions/

ENV-FRM-CORQ-0019_v02_110123 ©

Pace ANALYTICAL SERVICES	DC#_Title: ENV-FRM-HUN1-0083 v05_Sample Condition Upon Receipt
	Effective Date: 05/24/2024

Laboratory receiving samples:

Asheville ☐ Eden ☐ Greenwood ☐ Huntersville ☐ Raleigh ☐ Mechanicsville ☐ Atlanta ☑ Kernersville ☐

Sample Condition Upon Receipt

Client Name: GA Power

Project #:

WO#: 92803284
PM: BV Due Date: 06/26/25
CLIENT: 92-GP-BOWLF

Courier: ☐ Commercial ☐ Fed Ex ☐ UPS ☐ USPS ☐ Client ☑ Pace ☐ Other:____

Custody Seal Present? ☑ Yes ☐ No **Seals Intact?** ☑ Yes ☐ No ☐ N/A

Date/Initials Person Examining Contents: 6/19/25 OW

Packing Material: ☑ Bubble Wrap ☐ Bubble Bags ☐ None ☐ Other

Biological Tissue Frozen? ☐ Yes ☐ No ☑ N/A

Thermometer: ☐ IR Gun ID: 214

Type of Ice: ☑ Wet ☐ Blue ☐ None

Cooler Temp: 5.5 **Correction Factor:** Add/Subtract (°C) 0

Temp should be above freezing to 6°C
☐ Samples out of temp criteria. Samples on ice, cooling process has begun

Cooler Temp Corrected (°C): 5.5

USDA Regulated Soil (☐ N/A, water sample)

Did samples originate in a quarantine zone within the United States: CA, NY, or SC (check maps)? ☐ Yes ☐ No

Did samples originate from a foreign source (internationally, including Hawaii and Puerto Rico)? ☐ Yes ☐ No

				Comments/Discrepancy:
Chain of Custody Present?	☑ Yes	☐ No	☐ N/A	1.
Samples Arrived within Hold Time?	☑ Yes	☐ No	☐ N/A	2.
Short Hold Time Analysis (<72 hr.)?	☐ Yes	☑ No	☐ N/A	3.
Rush Turn Around Time Requested?	☐ Yes	☑ No	☐ N/A	4.
Sufficient Volume?	☑ Yes	☐ No	☐ N/A	5.
Correct Containers Used?	☑ Yes	☐ No	☐ N/A	6.
-Pace Containers Used?	☑ Yes	☐ No	☐ N/A	
Containers Intact?	☑ Yes	☐ No	☐ N/A	7.
Dissolved analysis: Samples Field Filtered?	☐ Yes	☑ No	☐ N/A	8.
Sample Labels Match COC?	☑ Yes	☐ No	☐ N/A	9.
-Includes Date/Time/ID/Analysis Matrix: WG WQ				
Headspace in VOA Vials (>5-6mm)?	☐ Yes	☐ No	☑ N/A	10.
Trip Blank Present?	☐ Yes	☐ No	☑ N/A	11.
Trip Blank Custody Seals Present?	☐ Yes	☐ No	☑ N/A	

COMMENTS/SAMPLE DISCREPANCY

Field Data Required? ☐ Yes ☐ No

Lot ID of split containers:

CLIENT NOTIFICATION/RESOLUTION

Person contacted: _____ Date/Time: _____

Project Manager SCURF Review: _____ **Date:** _____

Project Manager SRF Review: _____ **Date:** _____

Pace ANALYTICAL SERVICES

DC#_Title: ENV-FRM-HUN1-0083 v05_Sample Condition Upon Receipt

Effective Date: 05/24/2024

***Check mark top half of box if pH and/or dechlorination is verified and within the acceptance range for preservation samples.**
Exceptions: VOA, Coliform, TOC, Oil and Grease, DRO/8015 (water) DOC, LLHg
****Bottom half of box is to list number of bottles**
*****Check all unpreserved Nitrates for chlorine**

Project #

WO#: 92803284
Due Date: 06/26/25
PM: BV
CLIENT: 92-GP-BOWLF

Laboratory Receiving Location: Asheville ☐ Eden☐ Greenwood ☐ Huntersville ☐ Raleigh☐ Mech ... ...ersville☐

Client GA Power Profile/EZ (Circle one)_____ Notes_____

Item#	BP4U-125 mL Plastic Unpreserved (N/A) (Cl-)	BP3U-250 mL Plastic Unpreserved (N/A)	BP2U-500 mL Plastic Unpreserved (N/A)	BP1U-1 liter Plastic Unpreserved (N/A)		BP4S-125 mL Plastic H2SO4 (pH < 2) (Cl-)	BP3N-250 mL plastic HNO3 (pH < 2)	BP4Z-125 mL Plastic ZN Acetate & NaOH (>9)	BP4B-125 mL Plastic NaOH (pH > 12) (Cl-)	WGFU-Wide-mouthed Glass jar Unpreserved	AG1U-1 liter Amber Unpreserved (N/A) (Cl-)	AG1H-1 liter Amber HCl (pH < 2)	AG3U-250 mL Amber Unpreserved (N/A) (Cl-)	AG1S-1 liter Amber H2SO4 (pH < 2)	AG3S-250 mL Amber H2SO4 (pH < 2)	DG94-40 mL Amber NH4Cl (N/A)(Cl-)	DG9H-40 mL VOA HCl (N/A)	VG9T-40 mL VOA Na2S2O3 (N/A)	VG9U-40 mL VOA Unpreserved (N/A)	DG9V-40 mL VOA H3PO4 (N/A)	KP7U-50 mL Plastic Unpreserved (N/A)	V/GK (3 vials per kit)-VPH/Gas kit (N/A)	SP5T-125 mL Sterile Plastic (N/A – lab)	SP2T-250 mL Sterile Plastic (N/A – lab)		BP3R-250 mL Plastic (NH2)2SO4 (9.3-9.7)	AG0U-100 mL Amber Unpreserved (N/A) (Cl-)	V5GU-20 mL Scintillation vials (N/A)	DG9U-40 mL Amber Unpreserved vials (N/A)
CC																													
1		2	1				2 ✓	1 ✓																					
2		2	1				2 ✓	1 ✓																					
3		2	1				2 ✓	1 ✓																					
4		2	1				2 ✓	1 ✓																					
5		2	1				2 ✓	1 ✓																					
6		2	1				2 ✓	1 ✓																					
7		2	1				2 ✓	1 ✓																					
8		2	1				2 ✓	1 ✓																					
9																													
10																													
11																													
12																													

pH Adjustment Log for Preserved Samples

Sample ID	Type of Preservative	pH upon receipt	Date preservation adjusted	Time preservation adjusted	Amount of Preservative added	Lot #

Note: Whenever there is a discrepancy affecting North Carolina compliance samples, a copy of this form will be sent to the North Carolina DENR Certification Office (i.e. Out of hold, incorrect preservative, out of temp, incorrect containers.

Task Code: BOW-CCR-CA-20250617
Report to: Kristen Jurinko, Geosyntec Group
PO# GPC82474-0007

Location Code	Unit	Matrix Code	Parameters							
			APPENDIX III [Boron, Calcium, Chloride, Fluoride, Sulfate, TDS]	APPENDIX IV [Antimony, Arsenic, Barium, Beryllium, Cadmium, Chromium, Cobalt, Fluoride, Lead, Lithium, Mercury, Molybdenum, Selenium, Thallium]	Geochemical Parameters [Bicarb. alkalinity, Total alkalinity, Iron, Magnesium, Manganese, Potassium, Sodium, Sulfide]	250-mL HNO3 (Metals)	250-mL unpreserved (Ions & Alkalinity)	500-mL unpreserved (TDS)	125-mL ZnAc + NaOH (Sulfide)	Total per kit
						2X 250ml	2X 250ml	500mL	125mL	
BOW-PT-02	AP-1	WG	X	X	X	2	2	1	1	6
BOW-PT-04	AP-1	WG	X	X	X	2	2	1	1	6
BOW-PT-0S	AP-1	WG	X	X	X	2	2	1	1	6
BOW-PT-06	AP-1	WG	X	X	X	2	2	1	1	6
BOW-INW-01	AP-1	WG	X	X	X	2	2	1	1	6
BOW-AP1-FD-01	AP-1	WG	X	X	X	2	2	1	1	6
BOW-AP1-FB-01	AP-1	WQ	X	X	X	2	2	1	1	6
BOW-AP1-EB-01	AP-1	WQ	X	X	X	2	2	1	1	6
Extra 1			X	X	X	2	2	1	1	6
Extra 2			X	X	X	2	2	1	1	6
						20	20	10	10	60

10 Total

Pace Analytical Services, LLC
9800 Kincey Ave. Suite 100
Huntersville, NC 28078
(704)875-9092

August 19, 2025

Kristen Jurinko
Southern Co.
241 Ralph McGill Blvd NE
Bin 10160
Atlanta, GA 30308

RE: Project: Bowen AP-1-CA-Post Inj #2-WK1
Pace Project No.: 92809483

Dear Kristen Jurinko:

Enclosed are the analytical results for sample(s) received by the laboratory on July 25, 2025. The results relate only to the samples included in this report. Results reported herein conform to the applicable TNI/NELAC Standards and the laboratory's Quality Manual, where applicable, unless otherwise noted in the body of the report.

The test results provided in this final report were generated by each of the following laboratories within the Pace Network:

- Pace National - Mt. Juliet
- Pace Analytical Services - Asheville
- Pace Analytical Services - West Columbia

If you have any questions concerning this report, please feel free to contact me.

Sincerely,

Bonnie Vang

Bonnie Vang
bonnie.vang@pacelabs.com
704-977-0968
Project Manager

Enclosures

cc: Marty Crook, Geosyntec Consultants
Whitney Law, Geosyntec
Mintao Lu, Geosyntec
Laura Midkiff, Southern Co.
Caroline Nelson, Geosyntec
Kevin Stephenson, Southern Company

This report shall not be reproduced, except in full,
without the written consent of Pace Analytical Services, LLC.

Pace Analytical Services, LLC
9800 Kincey Ave. Suite 100
Huntersville, NC 28078
(704)875-9092

CERTIFICATIONS

Project: Bowen AP-1-CA-Post Inj #2-WK1
Pace Project No.: 92809483

Pace Analytical Services National
12065 Lebanon Road, Mt. Juliet, TN 37122
Alabama Certification #: 40660
Alaska Certification 17-026
Arizona Certification #: AZ0612
Arkansas Certification #: 88-0469
California Certification #: 2932
Canada Certification #: 1461.01
Colorado Certification #: TN00003
Connecticut Certification #: PH-0197
DOD Certification: #1461.01
EPA# TN00003
Florida Certification #: E87487
Georgia DW Certification #: 923
Georgia Certification: NELAP
Idaho Certification #: TN00003
Illinois Certification #: 200008
Indiana Certification #: C-TN-01
Iowa Certification #: 364
Kansas Certification #: E-10277
Kentucky UST Certification #: 16
Kentucky Certification #: 90010
Louisiana Certification #: AI30792
Louisiana DW Certification #: LA180010
Maine Certification #: TN0002
Maryland Certification #: 324
Massachusetts Certification #: M-TN003
Michigan Certification #: 9958
Minnesota Certification #: 047-999-395
Mississippi Certification #: TN00003
Missouri Certification #: 340
Montana Certification #: CERT0086
Nebraska Certification #: NE-OS-15-05
Nevada Certification #: TN-03-2002-34
New Hampshire Certification #: 2975
New Jersey Certification #: TN002
New Mexico DW Certification
New York Certification #: 11742
North Carolina Aquatic Toxicity Certification #: 41
North Carolina Drinking Water Certification #: 21704
North Carolina Environmental Certificate #: 375
North Dakota Certification #: R-140
Ohio VAP Certification #: CL0069
Oklahoma Certification #: 9915
Oregon Certification #: TN200002
Pennsylvania Certification #: 68-02979
Rhode Island Certification #: LAO00356
South Carolina Certification #: 84004
South Dakota Certification
Tennessee DW/Chem/Micro Certification #: 2006
Texas Certification #: T 104704245-17-14
Texas Mold Certification #: LAB0152
USDA Soil Permit #: P330-15-00234
Utah Certification #: TN00003
Virginia Certification #: VT2006
Vermont Dept. of Health: ID# VT-2006
Virginia Certification #: 460132
Washington Certification #: C847
West Virginia Certification #: 233
Wisconsin Certification #: 998093910
Wyoming UST Certification #: via A2LA 2926.01
A2LA-ISO 17025 Certification #: 1461.01
A2LA-ISO 17025 Certification #: 1461.02
AIHA-LAP/LLC EMLAP Certification #:100789

Pace Analytical Services Asheville
2225 Riverside Drive, Asheville, NC 28804
Florida/NELAP Certification #: E87648
North Carolina Drinking Water Certification #: 37712
North Carolina Wastewater Certification #: 40
South Carolina Laboratory ID: 99030
South Carolina Certification #: 99030001
Virginia/VELAP Certification #: 460222

Pace Analytical Services West Columbia
106 Vantage Point Drive, West Columbia, SC 29172
Alaska Dept. of Energy Conservation, Cert# 20-002
California ELAP, cert# 3049
DoD, DoD QSM V5.4, cert# I.2224
DOE, DoD/DOE QSM V5.4, cert# I.2224.01
Florida, Dept. of Health, cert# E87653-70
Georgia, Env. Protection Division, cert# E87653
Illinois, EPA NELAP, cert# 2000552024-9
Kansas, Dept. of Health and Environment, cert# E-10417
Kentucky, Dept. for Env. Protection, UST, cert# 103582
Kentucky, Dept. for Env. Protection, cert# 98037
Louisiana, Dept. of Environmental Quality, cert# 5125
North Carolina, DEQ, Water Resources, cert# 329
New Jersey, Dept. of Env. Protection, cert# NLC 240005
Oklahoma, Dept. of Env. Quality, cert# 2023-175
Oregon, ELAP, cert# 4181-006
Pennsylvania, Dept. of Env. Protection, cert# 003
South Carolina, Dept. of Env. Services, cert# 32010001
Texas, Commission on Env. Quality, cert# TX-C24-00083
Virginia, Dept. of General Services, cert# 13080
Wisconsin, Dept. of Natural Resources, cert# 399136100

This report shall not be reproduced, except in full,
without the written consent of Pace Analytical Services, LLC.

Pace Analytical Services, LLC
9800 Kincey Ave. Suite 100
Huntersville, NC 28078
(704)875-9092

SAMPLE SUMMARY

Project: Bowen AP-1-CA-Post Inj #2-WK1
Pace Project No.: 92809483

Lab ID	Sample ID	Matrix	Date Collected	Date Received
92809483001	**BOW-PT-02**	Water	07/24/25 11:28	07/25/25 12:50
92809483002	**BOW-PT-04**	Water	07/23/25 13:15	07/25/25 12:50
92809483003	**BOW-PT-05**	Water	07/23/25 11:20	07/25/25 12:50
92809483004	**BOW-PT-06**	Water	07/23/25 11:11	07/25/25 12:50
92809483005	**BOW-INW-01**	Water	07/24/25 11:40	07/25/25 12:50
92809483006	**BOW-AP1-FD-01**	Water	07/23/25 00:00	07/25/25 12:50
92809483007	**BOW-AP1-FB-01**	Water	07/24/25 12:43	07/25/25 12:50
92809483008	**BOW-AP1-EB-01**	Water	07/24/25 12:58	07/25/25 12:50

This report shall not be reproduced, except in full,
without the written consent of Pace Analytical Services, LLC.

Pace Analytical Services, LLC
9800 Kincey Ave. Suite 100
Huntersville, NC 28078
(704)875-9092

SAMPLE ANALYTE COUNT

Project: Bowen AP-1-CA-Post Inj #2-WK1
Pace Project No.: 92809483

Lab ID	Sample ID	Method	Analysts	Analytes Reported	Laboratory
92809483001	**BOW-PT-02**	EPA 6020B	SJM	1	PAN
		SM 2320B-2011	SMS	3	PASI-A
		SM 2540C-2015	YEG	1	PASI-A
		SM 4500-S2D-2011	MGW	1	PASI-A
		EPA 300.0 Rev 2.1 1993	JCM	3	PASI-A
		EPA 6020B	BW	18	PASI-WC
		EPA 7470A	KAJ1	1	PASI-WC
92809483002	**BOW-PT-04**	EPA 6020B	SJM	1	PAN
		SM 2320B-2011	SMS	3	PASI-A
		SM 2540C-2015	YEG	1	PASI-A
		SM 4500-S2D-2011	MGW	1	PASI-A
		EPA 300.0 Rev 2.1 1993	JCM	3	PASI-A
		EPA 6020B	BW, JJM1	18	PASI-WC
		EPA 7470A	KAJ1	1	PASI-WC
92809483003	**BOW-PT-05**	EPA 6020B	SJM	1	PAN
		SM 2320B-2011	SMS	3	PASI-A
		SM 2540C-2015	YEG	1	PASI-A
		SM 4500-S2D-2011	MGW	1	PASI-A
		EPA 300.0 Rev 2.1 1993	JCM	3	PASI-A
		EPA 6020B	BW	18	PASI-WC
		EPA 7470A	KAJ1	1	PASI-WC
92809483004	**BOW-PT-06**	EPA 6020B	SJM	1	PAN
		SM 2320B-2011	SMS	3	PASI-A
		SM 2540C-2015	YEG	1	PASI-A
		SM 4500-S2D-2011	MGW	1	PASI-A
		EPA 300.0 Rev 2.1 1993	JCM	3	PASI-A
		EPA 6020B	BW	18	PASI-WC
		EPA 7470A	KAJ1	1	PASI-WC
92809483005	**BOW-INW-01**	EPA 6020B	SJM	1	PAN
		SM 2320B-2011	SMS	3	PASI-A
		SM 2540C-2015	YEG	1	PASI-A
		SM 4500-S2D-2011	MGW	1	PASI-A
		EPA 300.0 Rev 2.1 1993	JCM	3	PASI-A
		EPA 6020B	BW	18	PASI-WC
		EPA 7470A	KAJ1	1	PASI-WC
92809483006	**BOW-AP1-FD-01**	EPA 6020B	SJM	1	PAN
		SM 2320B-2011	SMS	3	PASI-A

This report shall not be reproduced, except in full,
without the written consent of Pace Analytical Services, LLC.

Pace Analytical Services, LLC
9800 Kincey Ave. Suite 100
Huntersville, NC 28078
(704)875-9092

SAMPLE ANALYTE COUNT

Project: Bowen AP-1-CA-Post Inj #2-WK1
Pace Project No.: 92809483

Lab ID	Sample ID	Method	Analysts	Analytes Reported	Laboratory
		SM 2540C-2015	CDM	1	PASI-A
		SM 4500-S2D-2011	MGW	1	PASI-A
		EPA 300.0 Rev 2.1 1993	JCM	3	PASI-A
		EPA 6020B	BW, JJM1	18	PASI-WC
		EPA 7470A	KAJ1	1	PASI-WC
92809483007	**BOW-AP1-FB-01**	EPA 6020B	SJM	1	PAN
		SM 2320B-2011	SMS	3	PASI-A
		SM 2540C-2015	YEG	1	PASI-A
		SM 4500-S2D-2011	MGW	1	PASI-A
		EPA 300.0 Rev 2.1 1993	JCM	3	PASI-A
		EPA 6020B	BW	18	PASI-WC
		EPA 7470A	KAJ1	1	PASI-WC
92809483008	**BOW-AP1-EB-01**	EPA 6020B	SJM	1	PAN
		SM 2320B-2011	SMS	3	PASI-A
		SM 2540C-2015	YEG	1	PASI-A
		SM 4500-S2D-2011	MGW	1	PASI-A
		EPA 300.0 Rev 2.1 1993	JCM	3	PASI-A
		EPA 6020B	BW	18	PASI-WC
		EPA 7470A	KAJ1	1	PASI-WC

PAN = Pace National - Mt. Juliet
PASI-A = Pace Analytical Services - Asheville
PASI-WC = Pace Analytical Services - West Columbia

This report shall not be reproduced, except in full,
without the written consent of Pace Analytical Services, LLC.

Pace Analytical Services, LLC
9800 Kincey Ave. Suite 100
Huntersville, NC 28078
(704)875-9092

SUMMARY OF DETECTION

Project: Bowen AP-1-CA-Post Inj #2-WK1
Pace Project No.: 92809483

Lab Sample ID Method	Client Sample ID Parameters	Result	Units	Report Limit	Analyzed	Qualifiers
92809483001	**BOW-PT-02**					
EPA 6020B	Lithium	0.00837	mg/L	0.00200	08/18/25 12:54	
SM 2320B-2011	Alkalinity,Bicarbonate (CaCO3)	232	mg/L	5.0	08/06/25 15:36	
SM 2320B-2011	Alkalinity, Total as CaCO3	232	mg/L	5.0	08/06/25 15:36	
SM 2540C-2015	Total Dissolved Solids	1090	mg/L	50.0	07/30/25 10:56	
EPA 300.0 Rev 2.1 1993	Chloride	198	mg/L	5.0	07/27/25 09:25	
EPA 300.0 Rev 2.1 1993	Fluoride	0.40	mg/L	0.10	07/26/25 21:48	
EPA 300.0 Rev 2.1 1993	Sulfate	206	mg/L	5.0	07/27/25 09:25	
EPA 6020B	Barium	0.048	mg/L	0.0050	07/30/25 00:07	1g
EPA 6020B	Boron	6.2	mg/L	2.0	07/29/25 19:15	1g
EPA 6020B	Cadmium	0.00014J	mg/L	0.00050	07/30/25 00:07	1g
EPA 6020B	Calcium	195	mg/L	4.0	07/29/25 22:10	1g
EPA 6020B	Cobalt	0.0033J	mg/L	0.0050	07/30/25 00:07	1g
EPA 6020B	Iron	0.093	mg/L	0.040	07/30/25 00:07	1g
EPA 6020B	Magnesium	31.2	mg/L	0.50	07/29/25 22:10	1g
EPA 6020B	Manganese	0.98	mg/L	0.050	07/29/25 22:10	1g
EPA 6020B	Molybdenum	0.056	mg/L	0.010	07/30/25 00:07	1g
EPA 6020B	Potassium	6.6	mg/L	0.40	07/30/25 00:07	1g
EPA 6020B	Selenium	0.0029J	mg/L	0.0050	07/30/25 00:07	1g
EPA 6020B	Sodium	76.4	mg/L	4.0	07/29/25 22:10	1g
EPA 6020B	Thallium	0.00046J	mg/L	0.00050	07/30/25 00:07	1g,CU
92809483002	**BOW-PT-04**					
EPA 6020B	Lithium	0.00588	mg/L	0.00200	08/18/25 14:27	
SM 2320B-2011	Alkalinity,Bicarbonate (CaCO3)	280	mg/L	5.0	08/02/25 10:07	
SM 2320B-2011	Alkalinity, Total as CaCO3	280	mg/L	5.0	08/02/25 10:07	
SM 2540C-2015	Total Dissolved Solids	834	mg/L	50.0	07/28/25 11:36	
EPA 300.0 Rev 2.1 1993	Chloride	131	mg/L	4.0	07/27/25 09:39	
EPA 300.0 Rev 2.1 1993	Fluoride	0.36	mg/L	0.10	07/26/25 22:33	
EPA 300.0 Rev 2.1 1993	Sulfate	147	mg/L	4.0	07/27/25 09:39	
EPA 6020B	Arsenic	0.0027	mg/L	0.0020	07/30/25 00:16	1g
EPA 6020B	Barium	0.035	mg/L	0.0050	07/30/25 00:16	1g
EPA 6020B	Boron	4.8	mg/L	2.0	07/29/25 19:25	1g
EPA 6020B	Calcium	110	mg/L	4.0	07/29/25 22:20	1g
EPA 6020B	Cobalt	0.0059	mg/L	0.0050	07/30/25 00:16	1g
EPA 6020B	Iron	0.68	mg/L	0.040	07/30/25 00:16	1g
EPA 6020B	Magnesium	24.4	mg/L	0.050	07/30/25 00:16	1g
EPA 6020B	Manganese	0.42	mg/L	0.050	07/29/25 22:20	1g
EPA 6020B	Molybdenum	0.036	mg/L	0.010	07/30/25 00:16	1g
EPA 6020B	Potassium	5.8	mg/L	0.40	07/30/25 00:16	1g
EPA 6020B	Selenium	0.0013J	mg/L	0.0050	07/30/25 00:16	1g
EPA 6020B	Sodium	120	mg/L	4.0	07/29/25 22:20	1g
EPA 6020B	Thallium	0.00061	mg/L	0.00050	07/30/25 10:56	1g
92809483003	**BOW-PT-05**					
EPA 6020B	Lithium	0.00659	mg/L	0.00200	08/18/25 14:30	
SM 2320B-2011	Alkalinity,Bicarbonate (CaCO3)	177	mg/L	5.0	08/02/25 10:32	
SM 2320B-2011	Alkalinity, Total as CaCO3	177	mg/L	5.0	08/02/25 10:32	M1
SM 2540C-2015	Total Dissolved Solids	1320	mg/L	50.0	07/28/25 11:36	

This report shall not be reproduced, except in full,
without the written consent of Pace Analytical Services, LLC.

Pace Analytical Services, LLC
9800 Kincey Ave. Suite 100
Huntersville, NC 28078
(704)875-9092

SUMMARY OF DETECTION

Project: Bowen AP-1-CA-Post Inj #2-WK1
Pace Project No.: 92809483

Lab Sample ID Method	Client Sample ID Parameters	Result	Units	Report Limit	Analyzed	Qualifiers
92809483003	**BOW-PT-05**					
EPA 300.0 Rev 2.1 1993	Chloride	270	mg/L	7.0	07/27/25 09:54	
EPA 300.0 Rev 2.1 1993	Fluoride	0.24	mg/L	0.10	07/26/25 22:48	
EPA 300.0 Rev 2.1 1993	Sulfate	252	mg/L	7.0	07/27/25 09:54	
EPA 6020B	Arsenic	0.0078	mg/L	0.0020	07/30/25 00:26	1g
EPA 6020B	Barium	0.060	mg/L	0.0050	07/30/25 00:26	1g
EPA 6020B	Boron	4.9	mg/L	2.0	07/29/25 20:13	1g
EPA 6020B	Calcium	244	mg/L	4.0	07/29/25 22:29	1g
EPA 6020B	Cobalt	0.0097	mg/L	0.0050	07/30/25 00:26	1g
EPA 6020B	Iron	1.9	mg/L	0.040	07/30/25 00:26	1g
EPA 6020B	Magnesium	48.5	mg/L	0.50	07/29/25 22:29	1g
EPA 6020B	Manganese	1.2	mg/L	0.050	07/29/25 22:29	1g
EPA 6020B	Molybdenum	0.025	mg/L	0.010	07/30/25 00:26	1g
EPA 6020B	Potassium	7.2	mg/L	0.40	07/30/25 00:26	1g
EPA 6020B	Selenium	0.0034J	mg/L	0.0050	07/30/25 00:26	1g
EPA 6020B	Sodium	52.0	mg/L	4.0	07/29/25 22:29	1g
EPA 6020B	Thallium	0.00021J	mg/L	0.00050	07/30/25 00:26	1g,CU
92809483004	**BOW-PT-06**					
EPA 6020B	Lithium	0.00582	mg/L	0.00200	08/18/25 14:34	
SM 2320B-2011	Alkalinity,Bicarbonate (CaCO3)	185	mg/L	5.0	08/02/25 11:03	
SM 2320B-2011	Alkalinity, Total as CaCO3	185	mg/L	5.0	08/02/25 11:03	
SM 2540C-2015	Total Dissolved Solids	2020	mg/L	125	07/28/25 11:36	
EPA 300.0 Rev 2.1 1993	Chloride	482	mg/L	12.0	07/27/25 10:53	
EPA 300.0 Rev 2.1 1993	Fluoride	0.14	mg/L	0.10	07/26/25 23:03	
EPA 300.0 Rev 2.1 1993	Sulfate	351	mg/L	12.0	07/27/25 10:53	
EPA 6020B	Antimony	0.00067J	mg/L	0.0020	07/30/25 00:36	1g
EPA 6020B	Arsenic	0.019	mg/L	0.0020	07/30/25 00:36	1g
EPA 6020B	Barium	0.096	mg/L	0.0050	07/30/25 00:36	1g
EPA 6020B	Boron	7.8	mg/L	2.0	07/29/25 20:23	1g
EPA 6020B	Calcium	335	mg/L	20.0	07/29/25 20:23	1g
EPA 6020B	Cobalt	0.0026J	mg/L	0.0050	07/30/25 00:36	1g
EPA 6020B	Iron	2.0	mg/L	0.040	07/30/25 00:36	1g
EPA 6020B	Magnesium	80.2	mg/L	0.50	07/29/25 22:39	1g
EPA 6020B	Manganese	1.1	mg/L	0.050	07/29/25 22:39	1g
EPA 6020B	Molybdenum	0.0085J	mg/L	0.010	07/30/25 00:36	1g
EPA 6020B	Potassium	11.6	mg/L	0.40	07/30/25 00:36	1g
EPA 6020B	Selenium	0.0070	mg/L	0.0050	07/30/25 00:36	1g
EPA 6020B	Sodium	96.1	mg/L	4.0	07/29/25 22:39	1g
92809483005	**BOW-INW-01**					
EPA 6020B	Lithium	0.0107	mg/L	0.00200	08/18/25 14:37	
SM 2320B-2011	Alkalinity,Bicarbonate (CaCO3)	251	mg/L	5.0	08/06/25 15:44	
SM 2320B-2011	Alkalinity, Total as CaCO3	251	mg/L	5.0	08/06/25 15:44	
SM 2540C-2015	Total Dissolved Solids	1380	mg/L	50.0	07/30/25 10:56	
EPA 300.0 Rev 2.1 1993	Chloride	262	mg/L	7.0	07/27/25 11:07	
EPA 300.0 Rev 2.1 1993	Fluoride	0.41	mg/L	0.10	07/26/25 23:18	
EPA 300.0 Rev 2.1 1993	Sulfate	256	mg/L	7.0	07/27/25 11:07	
EPA 6020B	Barium	0.074	mg/L	0.0050	07/30/25 00:46	1g

This report shall not be reproduced, except in full,
without the written consent of Pace Analytical Services, LLC.

Pace Analytical Services, LLC
9800 Kincey Ave. Suite 100
Huntersville, NC 28078
(704)875-9092

SUMMARY OF DETECTION

Project: Bowen AP-1-CA-Post Inj #2-WK1
Pace Project No.: 92809483

Lab Sample ID Method	Client Sample ID Parameters	Result	Units	Report Limit	Analyzed	Qualifiers
92809483005	**BOW-INW-01**					
EPA 6020B	Boron	7.0	mg/L	2.0	07/29/25 20:33	1g,M1
EPA 6020B	Calcium	243	mg/L	4.0	07/29/25 22:49	1g,M1
EPA 6020B	Cobalt	0.0046J	mg/L	0.0050	07/30/25 00:46	1g
EPA 6020B	Iron	0.45	mg/L	0.040	07/30/25 00:46	1g
EPA 6020B	Magnesium	36.8	mg/L	0.50	07/29/25 22:49	1g,M1
EPA 6020B	Manganese	1.5	mg/L	0.050	07/29/25 22:49	1g,M1
EPA 6020B	Molybdenum	0.058	mg/L	0.010	07/30/25 00:46	1g
EPA 6020B	Potassium	8.0	mg/L	0.40	07/30/25 00:46	1g,M1
EPA 6020B	Selenium	0.0032J	mg/L	0.0050	07/30/25 00:46	1g
EPA 6020B	Sodium	86.8	mg/L	4.0	07/29/25 22:49	1g,M1
EPA 6020B	Thallium	0.00025J	mg/L	0.00050	07/30/25 00:46	1g,CU
92809483006	**BOW-AP1-FD-01**					
EPA 6020B	Lithium	0.00660	mg/L	0.00200	08/18/25 14:40	
SM 2320B-2011	Alkalinity,Bicarbonate (CaCO3)	255	mg/L	5.0	08/02/25 11:13	
SM 2320B-2011	Alkalinity, Total as CaCO3	255	mg/L	5.0	08/02/25 11:13	
SM 2540C-2015	Total Dissolved Solids	804	mg/L	50.0	07/29/25 12:28	
EPA 300.0 Rev 2.1 1993	Chloride	132	mg/L	4.0	07/27/25 11:22	
EPA 300.0 Rev 2.1 1993	Fluoride	0.36	mg/L	0.10	07/26/25 23:32	
EPA 300.0 Rev 2.1 1993	Sulfate	147	mg/L	4.0	07/27/25 11:22	
EPA 6020B	Arsenic	0.0027	mg/L	0.0020	07/30/25 01:34	1g
EPA 6020B	Barium	0.035	mg/L	0.0050	07/30/25 01:34	1g
EPA 6020B	Boron	4.7	mg/L	2.0	07/29/25 21:21	1g
EPA 6020B	Calcium	119	mg/L	4.0	07/29/25 23:38	1g
EPA 6020B	Cobalt	0.0059	mg/L	0.0050	07/30/25 01:34	1g
EPA 6020B	Iron	0.70	mg/L	0.040	07/30/25 01:34	1g
EPA 6020B	Magnesium	24.7	mg/L	0.050	07/30/25 01:34	1g
EPA 6020B	Manganese	0.36	mg/L	0.050	07/29/25 23:38	1g
EPA 6020B	Molybdenum	0.037	mg/L	0.010	07/30/25 01:34	1g
EPA 6020B	Potassium	5.5	mg/L	0.40	07/30/25 01:34	1g
EPA 6020B	Selenium	0.0013J	mg/L	0.0050	07/30/25 01:34	1g
EPA 6020B	Sodium	104	mg/L	4.0	07/29/25 23:38	1g
EPA 6020B	Thallium	0.00063	mg/L	0.00050	07/30/25 11:01	1g

This report shall not be reproduced, except in full,
without the written consent of Pace Analytical Services, LLC.

Pace Analytical Services, LLC
9800 Kincey Ave. Suite 100
Huntersville, NC 28078
(704)875-9092

ANALYTICAL RESULTS

Project: Bowen AP-1-CA-Post Inj #2-WK1
Pace Project No.: 92809483

Sample: BOW-PT-02 **Lab ID: 92809483001** Collected: 07/24/25 11:28 Received: 07/25/25 12:50 Matrix: Water

Parameters	Results	Units	Report Limit	MDL	DF	Prepared	Analyzed	CAS No.	Qual
Metals (ICPMS) 6020B	Analytical Method: EPA 6020B Preparation Method: 3015 Pace National - Mt. Juliet								
Lithium	**0.00837**	mg/L	0.00200	0.000600	1	08/04/25 20:07	08/18/25 12:54	7439-93-2	
2320B Alkalinity	Analytical Method: SM 2320B-2011 Pace Analytical Services - Asheville								
Alkalinity,Bicarbonate (CaCO3)	**232**	mg/L	5.0	5.0	1		08/06/25 15:36		
Alkalinity,Carbonate (CaCO3)	ND	mg/L	5.0	5.0	1		08/06/25 15:36		
Alkalinity, Total as CaCO3	**232**	mg/L	5.0	5.0	1		08/06/25 15:36		
2540C Total Dissolved Solids	Analytical Method: SM 2540C-2015 Pace Analytical Services - Asheville								
Total Dissolved Solids	**1090**	mg/L	50.0	50.0	1		07/30/25 10:56		
4500S2D Sulfide Water	Analytical Method: SM 4500-S2D-2011 Pace Analytical Services - Asheville								
Sulfide	ND	mg/L	0.10	0.022	1		07/28/25 19:25	18496-25-8	
300.0 IC Anions 28 Days	Analytical Method: EPA 300.0 Rev 2.1 1993 Pace Analytical Services - Asheville								
Chloride	**198**	mg/L	5.0	3.0	5		07/27/25 09:25	16887-00-6	
Fluoride	**0.40**	mg/L	0.10	0.050	1		07/26/25 21:48	16984-48-8	
Sulfate	**206**	mg/L	5.0	2.5	5		07/27/25 09:25	14808-79-8	
WC 6020B MET ICPMS	Analytical Method: EPA 6020B Preparation Method: EPA 3005A Pace Analytical Services - West Columbia								
Antimony	ND	mg/L	0.0020	0.00050	1	07/28/25 18:57	07/30/25 00:07	7440-36-0	1g
Arsenic	ND	mg/L	0.0020	0.0012	1	07/28/25 18:57	07/30/25 00:07	7440-38-2	1g
Barium	**0.048**	mg/L	0.0050	0.0012	1	07/28/25 18:57	07/30/25 00:07	7440-39-3	1g
Beryllium	ND	mg/L	0.00040	0.00015	1	07/28/25 18:57	07/30/25 00:07	7440-41-7	1g
Boron	**6.2**	mg/L	2.0	0.31	50	07/28/25 18:57	07/29/25 19:15	7440-42-8	1g
Cadmium	**0.00014J**	mg/L	0.00050	0.00012	1	07/28/25 18:57	07/30/25 00:07	7440-43-9	1g
Calcium	**195**	mg/L	4.0	1.0	10	07/28/25 18:57	07/29/25 22:10	7440-70-2	1g
Chromium	ND	mg/L	0.0050	0.0012	1	07/28/25 18:57	07/30/25 00:07	7440-47-3	1g
Cobalt	**0.0033J**	mg/L	0.0050	0.0012	1	07/28/25 18:57	07/30/25 00:07	7440-48-4	1g
Iron	**0.093**	mg/L	0.040	0.012	1	07/28/25 18:57	07/30/25 00:07	7439-89-6	1g
Lead	ND	mg/L	0.0010	0.00025	1	07/28/25 18:57	07/30/25 00:07	7439-92-1	1g
Magnesium	**31.2**	mg/L	0.50	0.10	10	07/28/25 18:57	07/29/25 22:10	7439-95-4	1g
Manganese	**0.98**	mg/L	0.050	0.012	10	07/28/25 18:57	07/29/25 22:10	7439-96-5	1g
Molybdenum	**0.056**	mg/L	0.010	0.0025	1	07/28/25 18:57	07/30/25 00:07	7439-98-7	1g
Potassium	**6.6**	mg/L	0.40	0.10	1	07/28/25 18:57	07/30/25 00:07	7440-09-7	1g
Selenium	**0.0029J**	mg/L	0.0050	0.0012	1	07/28/25 18:57	07/30/25 00:07	7782-49-2	1g
Sodium	**76.4**	mg/L	4.0	1.5	10	07/28/25 18:57	07/29/25 22:10	7440-23-5	1g
Thallium	**0.00046J**	mg/L	0.00050	0.00015	1	07/28/25 18:57	07/30/25 00:07	7440-28-0	1g,CU

This report shall not be reproduced, except in full,
without the written consent of Pace Analytical Services, LLC.

Pace Analytical Services, LLC
9800 Kincey Ave. Suite 100
Huntersville, NC 28078
(704)875-9092

ANALYTICAL RESULTS

Project: Bowen AP-1-CA-Post Inj #2-WK1
Pace Project No.: 92809483

Sample: BOW-PT-02 **Lab ID: 92809483001** Collected: 07/24/25 11:28 Received: 07/25/25 12:50 Matrix: Water

Parameters	Results	Units	Report Limit	MDL	DF	Prepared	Analyzed	CAS No.	Qual
WCOL 7470 Mercury	Analytical Method: EPA 7470A Preparation Method: EPA 7470A Pace Analytical Services - West Columbia								
Mercury	ND	mg/L	0.00020	0.000091	1	07/30/25 19:40	07/30/25 22:37	7439-97-6	

This report shall not be reproduced, except in full,
without the written consent of Pace Analytical Services, LLC.

Pace Analytical Services, LLC
9800 Kincey Ave. Suite 100
Huntersville, NC 28078
(704)875-9092

ANALYTICAL RESULTS

Project: Bowen AP-1-CA-Post Inj #2-WK1
Pace Project No.: 92809483

Sample: BOW-PT-04 **Lab ID: 92809483002** Collected: 07/23/25 13:15 Received: 07/25/25 12:50 Matrix: Water

Parameters	Results	Units	Report Limit	MDL	DF	Prepared	Analyzed	CAS No.	Qual
Metals (ICPMS) 6020B	Analytical Method: EPA 6020B Preparation Method: 3015 Pace National - Mt. Juliet								
Lithium	**0.00588**	mg/L	0.00200	0.000600	1	08/04/25 20:07	08/18/25 14:27	7439-93-2	
2320B Alkalinity	Analytical Method: SM 2320B-2011 Pace Analytical Services - Asheville								
Alkalinity,Bicarbonate (CaCO3)	**280**	mg/L	5.0	5.0	1		08/02/25 10:07		
Alkalinity,Carbonate (CaCO3)	ND	mg/L	5.0	5.0	1		08/02/25 10:07		
Alkalinity, Total as CaCO3	**280**	mg/L	5.0	5.0	1		08/02/25 10:07		
2540C Total Dissolved Solids	Analytical Method: SM 2540C-2015 Pace Analytical Services - Asheville								
Total Dissolved Solids	**834**	mg/L	50.0	50.0	1		07/28/25 11:36		
4500S2D Sulfide Water	Analytical Method: SM 4500-S2D-2011 Pace Analytical Services - Asheville								
Sulfide	ND	mg/L	0.10	0.022	1		07/28/25 19:23	18496-25-8	
300.0 IC Anions 28 Days	Analytical Method: EPA 300.0 Rev 2.1 1993 Pace Analytical Services - Asheville								
Chloride	**131**	mg/L	4.0	2.4	4		07/27/25 09:39	16887-00-6	
Fluoride	**0.36**	mg/L	0.10	0.050	1		07/26/25 22:33	16984-48-8	
Sulfate	**147**	mg/L	4.0	2.0	4		07/27/25 09:39	14808-79-8	
WC 6020B MET ICPMS	Analytical Method: EPA 6020B Preparation Method: EPA 3005A Pace Analytical Services - West Columbia								
Antimony	ND	mg/L	0.0020	0.00050	1	07/28/25 18:57	07/30/25 00:16	7440-36-0	1g
Arsenic	**0.0027**	mg/L	0.0020	0.0012	1	07/28/25 18:57	07/30/25 00:16	7440-38-2	1g
Barium	**0.035**	mg/L	0.0050	0.0012	1	07/28/25 18:57	07/30/25 00:16	7440-39-3	1g
Beryllium	ND	mg/L	0.00040	0.00015	1	07/28/25 18:57	07/30/25 00:16	7440-41-7	1g
Boron	**4.8**	mg/L	2.0	0.31	50	07/28/25 18:57	07/29/25 19:25	7440-42-8	1g
Cadmium	ND	mg/L	0.00050	0.00012	1	07/28/25 18:57	07/30/25 00:16	7440-43-9	1g
Calcium	**110**	mg/L	4.0	1.0	10	07/28/25 18:57	07/29/25 22:20	7440-70-2	1g
Chromium	ND	mg/L	0.0050	0.0012	1	07/28/25 18:57	07/30/25 00:16	7440-47-3	1g
Cobalt	**0.0059**	mg/L	0.0050	0.0012	1	07/28/25 18:57	07/30/25 00:16	7440-48-4	1g
Iron	**0.68**	mg/L	0.040	0.012	1	07/28/25 18:57	07/30/25 00:16	7439-89-6	1g
Lead	ND	mg/L	0.0010	0.00025	1	07/28/25 18:57	07/30/25 00:16	7439-92-1	1g
Magnesium	**24.4**	mg/L	0.050	0.010	1	07/28/25 18:57	07/30/25 00:16	7439-95-4	1g
Manganese	**0.42**	mg/L	0.050	0.012	10	07/28/25 18:57	07/29/25 22:20	7439-96-5	1g
Molybdenum	**0.036**	mg/L	0.010	0.0025	1	07/28/25 18:57	07/30/25 00:16	7439-98-7	1g
Potassium	**5.8**	mg/L	0.40	0.10	1	07/28/25 18:57	07/30/25 00:16	7440-09-7	1g
Selenium	**0.0013J**	mg/L	0.0050	0.0012	1	07/28/25 18:57	07/30/25 00:16	7782-49-2	1g
Sodium	**120**	mg/L	4.0	1.5	10	07/28/25 18:57	07/29/25 22:20	7440-23-5	1g
Thallium	**0.00061**	mg/L	0.00050	0.00015	1	07/28/25 18:57	07/30/25 10:56	7440-28-0	1g

This report shall not be reproduced, except in full,
without the written consent of Pace Analytical Services, LLC.

Pace Analytical Services, LLC
9800 Kincey Ave. Suite 100
Huntersville, NC 28078
(704)875-9092

ANALYTICAL RESULTS

Project: Bowen AP-1-CA-Post Inj #2-WK1
Pace Project No.: 92809483

Sample: BOW-PT-04 **Lab ID: 92809483002** Collected: 07/23/25 13:15 Received: 07/25/25 12:50 Matrix: Water

Parameters	Results	Units	Report Limit	MDL	DF	Prepared	Analyzed	CAS No.	Qual
WCOL 7470 Mercury	Analytical Method: EPA 7470A Preparation Method: EPA 7470A Pace Analytical Services - West Columbia								
Mercury	ND	mg/L	0.00020	0.000091	1	07/30/25 19:40	07/30/25 22:39	7439-97-6	

This report shall not be reproduced, except in full,
without the written consent of Pace Analytical Services, LLC.

Pace Analytical Services, LLC
9800 Kincey Ave. Suite 100
Huntersville, NC 28078
(704)875-9092

ANALYTICAL RESULTS

Project: Bowen AP-1-CA-Post Inj #2-WK1
Pace Project No.: 92809483

Sample: BOW-PT-05 **Lab ID: 92809483003** Collected: 07/23/25 11:20 Received: 07/25/25 12:50 Matrix: Water

Parameters	Results	Units	Report Limit	MDL	DF	Prepared	Analyzed	CAS No.	Qual
Metals (ICPMS) 6020B	Analytical Method: EPA 6020B Preparation Method: 3015 Pace National - Mt. Juliet								
Lithium	**0.00659**	mg/L	0.00200	0.000600	1	08/04/25 20:07	08/18/25 14:30	7439-93-2	
2320B Alkalinity	Analytical Method: SM 2320B-2011 Pace Analytical Services - Asheville								
Alkalinity,Bicarbonate (CaCO3)	**177**	mg/L	5.0	5.0	1		08/02/25 10:32		
Alkalinity,Carbonate (CaCO3)	ND	mg/L	5.0	5.0	1		08/02/25 10:32		
Alkalinity, Total as CaCO3	**177**	mg/L	5.0	5.0	1		08/02/25 10:32		M1
2540C Total Dissolved Solids	Analytical Method: SM 2540C-2015 Pace Analytical Services - Asheville								
Total Dissolved Solids	**1320**	mg/L	50.0	50.0	1		07/28/25 11:36		
4500S2D Sulfide Water	Analytical Method: SM 4500-S2D-2011 Pace Analytical Services - Asheville								
Sulfide	ND	mg/L	0.10	0.022	1		07/28/25 19:23	18496-25-8	
300.0 IC Anions 28 Days	Analytical Method: EPA 300.0 Rev 2.1 1993 Pace Analytical Services - Asheville								
Chloride	**270**	mg/L	7.0	4.2	7		07/27/25 09:54	16887-00-6	
Fluoride	**0.24**	mg/L	0.10	0.050	1		07/26/25 22:48	16984-48-8	
Sulfate	**252**	mg/L	7.0	3.5	7		07/27/25 09:54	14808-79-8	
WC 6020B MET ICPMS	Analytical Method: EPA 6020B Preparation Method: EPA 3005A Pace Analytical Services - West Columbia								
Antimony	ND	mg/L	0.0020	0.00050	1	07/28/25 18:57	07/30/25 00:26	7440-36-0	1g
Arsenic	**0.0078**	mg/L	0.0020	0.0012	1	07/28/25 18:57	07/30/25 00:26	7440-38-2	1g
Barium	**0.060**	mg/L	0.0050	0.0012	1	07/28/25 18:57	07/30/25 00:26	7440-39-3	1g
Beryllium	ND	mg/L	0.00040	0.00015	1	07/28/25 18:57	07/30/25 00:26	7440-41-7	1g
Boron	**4.9**	mg/L	2.0	0.31	50	07/28/25 18:57	07/29/25 20:13	7440-42-8	1g
Cadmium	ND	mg/L	0.00050	0.00012	1	07/28/25 18:57	07/30/25 00:26	7440-43-9	1g
Calcium	**244**	mg/L	4.0	1.0	10	07/28/25 18:57	07/29/25 22:29	7440-70-2	1g
Chromium	ND	mg/L	0.0050	0.0012	1	07/28/25 18:57	07/30/25 00:26	7440-47-3	1g
Cobalt	**0.0097**	mg/L	0.0050	0.0012	1	07/28/25 18:57	07/30/25 00:26	7440-48-4	1g
Iron	**1.9**	mg/L	0.040	0.012	1	07/28/25 18:57	07/30/25 00:26	7439-89-6	1g
Lead	ND	mg/L	0.0010	0.00025	1	07/28/25 18:57	07/30/25 00:26	7439-92-1	1g
Magnesium	**48.5**	mg/L	0.50	0.10	10	07/28/25 18:57	07/29/25 22:29	7439-95-4	1g
Manganese	**1.2**	mg/L	0.050	0.012	10	07/28/25 18:57	07/29/25 22:29	7439-96-5	1g
Molybdenum	**0.025**	mg/L	0.010	0.0025	1	07/28/25 18:57	07/30/25 00:26	7439-98-7	1g
Potassium	**7.2**	mg/L	0.40	0.10	1	07/28/25 18:57	07/30/25 00:26	7440-09-7	1g
Selenium	**0.0034J**	mg/L	0.0050	0.0012	1	07/28/25 18:57	07/30/25 00:26	7782-49-2	1g
Sodium	**52.0**	mg/L	4.0	1.5	10	07/28/25 18:57	07/29/25 22:29	7440-23-5	1g
Thallium	**0.00021J**	mg/L	0.00050	0.00015	1	07/28/25 18:57	07/30/25 00:26	7440-28-0	1g,CU

This report shall not be reproduced, except in full,
without the written consent of Pace Analytical Services, LLC.

Pace Analytical Services, LLC
9800 Kincey Ave. Suite 100
Huntersville, NC 28078
(704)875-9092

ANALYTICAL RESULTS

Project: Bowen AP-1-CA-Post Inj #2-WK1
Pace Project No.: 92809483

Sample: BOW-PT-05 **Lab ID: 92809483003** Collected: 07/23/25 11:20 Received: 07/25/25 12:50 Matrix: Water

Parameters	Results	Units	Report Limit	MDL	DF	Prepared	Analyzed	CAS No.	Qual
WCOL 7470 Mercury	Analytical Method: EPA 7470A Preparation Method: EPA 7470A Pace Analytical Services - West Columbia								
Mercury	ND	mg/L	0.00020	0.000091	1	07/30/25 19:40	07/30/25 22:42	7439-97-6	

This report shall not be reproduced, except in full,
without the written consent of Pace Analytical Services, LLC.

Pace Analytical Services, LLC
9800 Kincey Ave. Suite 100
Huntersville, NC 28078
(704)875-9092

ANALYTICAL RESULTS

Project: Bowen AP-1-CA-Post Inj #2-WK1
Pace Project No.: 92809483

Sample: BOW-PT-06 **Lab ID: 92809483004** Collected: 07/23/25 11:11 Received: 07/25/25 12:50 Matrix: Water

Parameters	Results	Units	Report Limit	MDL	DF	Prepared	Analyzed	CAS No.	Qual
Metals (ICPMS) 6020B	Analytical Method: EPA 6020B Preparation Method: 3015 Pace National - Mt. Juliet								
Lithium	**0.00582**	mg/L	0.00200	0.000600	1	08/04/25 20:07	08/18/25 14:34	7439-93-2	
2320B Alkalinity	Analytical Method: SM 2320B-2011 Pace Analytical Services - Asheville								
Alkalinity,Bicarbonate (CaCO3)	**185**	mg/L	5.0	5.0	1		08/02/25 11:03		
Alkalinity,Carbonate (CaCO3)	ND	mg/L	5.0	5.0	1		08/02/25 11:03		
Alkalinity, Total as CaCO3	**185**	mg/L	5.0	5.0	1		08/02/25 11:03		
2540C Total Dissolved Solids	Analytical Method: SM 2540C-2015 Pace Analytical Services - Asheville								
Total Dissolved Solids	**2020**	mg/L	125	125	1		07/28/25 11:36		
4500S2D Sulfide Water	Analytical Method: SM 4500-S2D-2011 Pace Analytical Services - Asheville								
Sulfide	ND	mg/L	0.10	0.022	1		07/28/25 19:24	18496-25-8	
300.0 IC Anions 28 Days	Analytical Method: EPA 300.0 Rev 2.1 1993 Pace Analytical Services - Asheville								
Chloride	**482**	mg/L	12.0	7.2	12		07/27/25 10:53	16887-00-6	
Fluoride	**0.14**	mg/L	0.10	0.050	1		07/26/25 23:03	16984-48-8	
Sulfate	**351**	mg/L	12.0	6.0	12		07/27/25 10:53	14808-79-8	
WC 6020B MET ICPMS	Analytical Method: EPA 6020B Preparation Method: EPA 3005A Pace Analytical Services - West Columbia								
Antimony	**0.00067J**	mg/L	0.0020	0.00050	1	07/28/25 18:57	07/30/25 00:36	7440-36-0	1g
Arsenic	**0.019**	mg/L	0.0020	0.0012	1	07/28/25 18:57	07/30/25 00:36	7440-38-2	1g
Barium	**0.096**	mg/L	0.0050	0.0012	1	07/28/25 18:57	07/30/25 00:36	7440-39-3	1g
Beryllium	ND	mg/L	0.00040	0.00015	1	07/28/25 18:57	07/30/25 00:36	7440-41-7	1g
Boron	**7.8**	mg/L	2.0	0.31	50	07/28/25 18:57	07/29/25 20:23	7440-42-8	1g
Cadmium	ND	mg/L	0.00050	0.00012	1	07/28/25 18:57	07/30/25 00:36	7440-43-9	1g
Calcium	**335**	mg/L	20.0	5.0	50	07/28/25 18:57	07/29/25 20:23	7440-70-2	1g
Chromium	ND	mg/L	0.0050	0.0012	1	07/28/25 18:57	07/30/25 00:36	7440-47-3	1g
Cobalt	**0.0026J**	mg/L	0.0050	0.0012	1	07/28/25 18:57	07/30/25 00:36	7440-48-4	1g
Iron	**2.0**	mg/L	0.040	0.012	1	07/28/25 18:57	07/30/25 00:36	7439-89-6	1g
Lead	ND	mg/L	0.0010	0.00025	1	07/28/25 18:57	07/30/25 00:36	7439-92-1	1g
Magnesium	**80.2**	mg/L	0.50	0.10	10	07/28/25 18:57	07/29/25 22:39	7439-95-4	1g
Manganese	**1.1**	mg/L	0.050	0.012	10	07/28/25 18:57	07/29/25 22:39	7439-96-5	1g
Molybdenum	**0.0085J**	mg/L	0.010	0.0025	1	07/28/25 18:57	07/30/25 00:36	7439-98-7	1g
Potassium	**11.6**	mg/L	0.40	0.10	1	07/28/25 18:57	07/30/25 00:36	7440-09-7	1g
Selenium	**0.0070**	mg/L	0.0050	0.0012	1	07/28/25 18:57	07/30/25 00:36	7782-49-2	1g
Sodium	**96.1**	mg/L	4.0	1.5	10	07/28/25 18:57	07/29/25 22:39	7440-23-5	1g
Thallium	ND	mg/L	0.00050	0.00015	1	07/28/25 18:57	07/30/25 00:36	7440-28-0	1g,CU

This report shall not be reproduced, except in full,
without the written consent of Pace Analytical Services, LLC.

Pace Analytical Services, LLC
9800 Kincey Ave. Suite 100
Huntersville, NC 28078
(704)875-9092

ANALYTICAL RESULTS

Project: Bowen AP-1-CA-Post Inj #2-WK1
Pace Project No.: 92809483

Sample: BOW-PT-06 **Lab ID: 92809483004** Collected: 07/23/25 11:11 Received: 07/25/25 12:50 Matrix: Water

Parameters	Results	Units	Report Limit	MDL	DF	Prepared	Analyzed	CAS No.	Qual
WCOL 7470 Mercury	Analytical Method: EPA 7470A Preparation Method: EPA 7470A Pace Analytical Services - West Columbia								
Mercury	ND	mg/L	0.00020	0.000091	1	07/30/25 19:40	07/30/25 22:44	7439-97-6	

This report shall not be reproduced, except in full,
without the written consent of Pace Analytical Services, LLC.

Pace Analytical Services, LLC
9800 Kincey Ave. Suite 100
Huntersville, NC 28078
(704)875-9092

ANALYTICAL RESULTS

Project: Bowen AP-1-CA-Post Inj #2-WK1
Pace Project No.: 92809483

Sample: BOW-INW-01 **Lab ID: 92809483005** Collected: 07/24/25 11:40 Received: 07/25/25 12:50 Matrix: Water

Parameters	Results	Units	Report Limit	MDL	DF	Prepared	Analyzed	CAS No.	Qual
Metals (ICPMS) 6020B	Analytical Method: EPA 6020B Preparation Method: 3015								
	Pace National - Mt. Juliet								
Lithium	**0.0107**	mg/L	0.00200	0.000600	1	08/04/25 20:07	08/18/25 14:37	7439-93-2	
2320B Alkalinity	Analytical Method: SM 2320B-2011								
	Pace Analytical Services - Asheville								
Alkalinity,Bicarbonate (CaCO3)	**251**	mg/L	5.0	5.0	1		08/06/25 15:44		
Alkalinity,Carbonate (CaCO3)	ND	mg/L	5.0	5.0	1		08/06/25 15:44		
Alkalinity, Total as CaCO3	**251**	mg/L	5.0	5.0	1		08/06/25 15:44		
2540C Total Dissolved Solids	Analytical Method: SM 2540C-2015								
	Pace Analytical Services - Asheville								
Total Dissolved Solids	**1380**	mg/L	50.0	50.0	1		07/30/25 10:56		
4500S2D Sulfide Water	Analytical Method: SM 4500-S2D-2011								
	Pace Analytical Services - Asheville								
Sulfide	ND	mg/L	0.10	0.022	1		07/29/25 19:11	18496-25-8	
300.0 IC Anions 28 Days	Analytical Method: EPA 300.0 Rev 2.1 1993								
	Pace Analytical Services - Asheville								
Chloride	**262**	mg/L	7.0	4.2	7		07/27/25 11:07	16887-00-6	
Fluoride	**0.41**	mg/L	0.10	0.050	1		07/26/25 23:18	16984-48-8	
Sulfate	**256**	mg/L	7.0	3.5	7		07/27/25 11:07	14808-79-8	
WC 6020B MET ICPMS	Analytical Method: EPA 6020B Preparation Method: EPA 3005A								
	Pace Analytical Services - West Columbia								
Antimony	ND	mg/L	0.0020	0.00050	1	07/28/25 18:57	07/30/25 00:46	7440-36-0	1g
Arsenic	ND	mg/L	0.0020	0.0012	1	07/28/25 18:57	07/30/25 00:46	7440-38-2	1g
Barium	**0.074**	mg/L	0.0050	0.0012	1	07/28/25 18:57	07/30/25 00:46	7440-39-3	1g
Beryllium	ND	mg/L	0.00040	0.00015	1	07/28/25 18:57	07/30/25 00:46	7440-41-7	1g
Boron	**7.0**	mg/L	2.0	0.31	50	07/28/25 18:57	07/29/25 20:33	7440-42-8	1g,M1
Cadmium	ND	mg/L	0.00050	0.00012	1	07/28/25 18:57	07/30/25 00:46	7440-43-9	1g
Calcium	**243**	mg/L	4.0	1.0	10	07/28/25 18:57	07/29/25 22:49	7440-70-2	1g,M1
Chromium	ND	mg/L	0.0050	0.0012	1	07/28/25 18:57	07/30/25 00:46	7440-47-3	1g
Cobalt	**0.0046J**	mg/L	0.0050	0.0012	1	07/28/25 18:57	07/30/25 00:46	7440-48-4	1g
Iron	**0.45**	mg/L	0.040	0.012	1	07/28/25 18:57	07/30/25 00:46	7439-89-6	1g
Lead	ND	mg/L	0.0010	0.00025	1	07/28/25 18:57	07/30/25 00:46	7439-92-1	1g
Magnesium	**36.8**	mg/L	0.50	0.10	10	07/28/25 18:57	07/29/25 22:49	7439-95-4	1g,M1
Manganese	**1.5**	mg/L	0.050	0.012	10	07/28/25 18:57	07/29/25 22:49	7439-96-5	1g,M1
Molybdenum	**0.058**	mg/L	0.010	0.0025	1	07/28/25 18:57	07/30/25 00:46	7439-98-7	1g
Potassium	**8.0**	mg/L	0.40	0.10	1	07/28/25 18:57	07/30/25 00:46	7440-09-7	1g,M1
Selenium	**0.0032J**	mg/L	0.0050	0.0012	1	07/28/25 18:57	07/30/25 00:46	7782-49-2	1g
Sodium	**86.8**	mg/L	4.0	1.5	10	07/28/25 18:57	07/29/25 22:49	7440-23-5	1g,M1
Thallium	**0.00025J**	mg/L	0.00050	0.00015	1	07/28/25 18:57	07/30/25 00:46	7440-28-0	1g,CU

This report shall not be reproduced, except in full,
without the written consent of Pace Analytical Services, LLC.

Pace Analytical Services, LLC
9800 Kincey Ave. Suite 100
Huntersville, NC 28078
(704)875-9092

ANALYTICAL RESULTS

Project: Bowen AP-1-CA-Post Inj #2-WK1
Pace Project No.: 92809483

Sample: BOW-INW-01 **Lab ID: 92809483005** Collected: 07/24/25 11:40 Received: 07/25/25 12:50 Matrix: Water

Parameters	Results	Units	Report Limit	MDL	DF	Prepared	Analyzed	CAS No.	Qual
WCOL 7470 Mercury	Analytical Method: EPA 7470A Preparation Method: EPA 7470A Pace Analytical Services - West Columbia								
Mercury	ND	mg/L	0.00020	0.000091	1	07/30/25 19:40	07/30/25 22:52	7439-97-6	

This report shall not be reproduced, except in full,
without the written consent of Pace Analytical Services, LLC.

Pace Analytical Services, LLC
9800 Kincey Ave. Suite 100
Huntersville, NC 28078
(704)875-9092

ANALYTICAL RESULTS

Project: Bowen AP-1-CA-Post Inj #2-WK1
Pace Project No.: 92809483

Sample: BOW-AP1-FD-01 **Lab ID: 92809483006** Collected: 07/23/25 00:00 Received: 07/25/25 12:50 Matrix: Water

Parameters	Results	Units	Report Limit	MDL	DF	Prepared	Analyzed	CAS No.	Qual
Metals (ICPMS) 6020B	Analytical Method: EPA 6020B Preparation Method: 3015 Pace National - Mt. Juliet								
Lithium	**0.00660**	mg/L	0.00200	0.000600	1	08/04/25 20:07	08/18/25 14:40	7439-93-2	
2320B Alkalinity	Analytical Method: SM 2320B-2011 Pace Analytical Services - Asheville								
Alkalinity,Bicarbonate (CaCO3)	**255**	mg/L	5.0	5.0	1		08/02/25 11:13		
Alkalinity,Carbonate (CaCO3)	ND	mg/L	5.0	5.0	1		08/02/25 11:13		
Alkalinity, Total as CaCO3	**255**	mg/L	5.0	5.0	1		08/02/25 11:13		
2540C Total Dissolved Solids	Analytical Method: SM 2540C-2015 Pace Analytical Services - Asheville								
Total Dissolved Solids	**804**	mg/L	50.0	50.0	1		07/29/25 12:28		
4500S2D Sulfide Water	Analytical Method: SM 4500-S2D-2011 Pace Analytical Services - Asheville								
Sulfide	ND	mg/L	0.10	0.022	1		07/28/25 19:25	18496-25-8	
300.0 IC Anions 28 Days	Analytical Method: EPA 300.0 Rev 2.1 1993 Pace Analytical Services - Asheville								
Chloride	**132**	mg/L	4.0	2.4	4		07/27/25 11:22	16887-00-6	
Fluoride	**0.36**	mg/L	0.10	0.050	1		07/26/25 23:32	16984-48-8	
Sulfate	**147**	mg/L	4.0	2.0	4		07/27/25 11:22	14808-79-8	
WC 6020B MET ICPMS	Analytical Method: EPA 6020B Preparation Method: EPA 3005A Pace Analytical Services - West Columbia								
Antimony	ND	mg/L	0.0020	0.00050	1	07/28/25 18:57	07/30/25 01:34	7440-36-0	1g
Arsenic	**0.0027**	mg/L	0.0020	0.0012	1	07/28/25 18:57	07/30/25 01:34	7440-38-2	1g
Barium	**0.035**	mg/L	0.0050	0.0012	1	07/28/25 18:57	07/30/25 01:34	7440-39-3	1g
Beryllium	ND	mg/L	0.00040	0.00015	1	07/28/25 18:57	07/30/25 01:34	7440-41-7	1g
Boron	**4.7**	mg/L	2.0	0.31	50	07/28/25 18:57	07/29/25 21:21	7440-42-8	1g
Cadmium	ND	mg/L	0.00050	0.00012	1	07/28/25 18:57	07/30/25 01:34	7440-43-9	1g
Calcium	**119**	mg/L	4.0	1.0	10	07/28/25 18:57	07/29/25 23:38	7440-70-2	1g
Chromium	ND	mg/L	0.0050	0.0012	1	07/28/25 18:57	07/30/25 01:34	7440-47-3	1g
Cobalt	**0.0059**	mg/L	0.0050	0.0012	1	07/28/25 18:57	07/30/25 01:34	7440-48-4	1g
Iron	**0.70**	mg/L	0.040	0.012	1	07/28/25 18:57	07/30/25 01:34	7439-89-6	1g
Lead	ND	mg/L	0.0010	0.00025	1	07/28/25 18:57	07/30/25 01:34	7439-92-1	1g
Magnesium	**24.7**	mg/L	0.050	0.010	1	07/28/25 18:57	07/30/25 01:34	7439-95-4	1g
Manganese	**0.36**	mg/L	0.050	0.012	10	07/28/25 18:57	07/29/25 23:38	7439-96-5	1g
Molybdenum	**0.037**	mg/L	0.010	0.0025	1	07/28/25 18:57	07/30/25 01:34	7439-98-7	1g
Potassium	**5.5**	mg/L	0.40	0.10	1	07/28/25 18:57	07/30/25 01:34	7440-09-7	1g
Selenium	**0.0013J**	mg/L	0.0050	0.0012	1	07/28/25 18:57	07/30/25 01:34	7782-49-2	1g
Sodium	**104**	mg/L	4.0	1.5	10	07/28/25 18:57	07/29/25 23:38	7440-23-5	1g
Thallium	**0.00063**	mg/L	0.00050	0.00015	1	07/28/25 18:57	07/30/25 11:01	7440-28-0	1g

This report shall not be reproduced, except in full,
without the written consent of Pace Analytical Services, LLC.

Pace Analytical Services, LLC
9800 Kincey Ave. Suite 100
Huntersville, NC 28078
(704)875-9092

ANALYTICAL RESULTS

Project: Bowen AP-1-CA-Post Inj #2-WK1
Pace Project No.: 92809483

Sample: BOW-AP1-FD-01 **Lab ID: 92809483006** Collected: 07/23/25 00:00 Received: 07/25/25 12:50 Matrix: Water

Parameters	Results	Units	Report Limit	MDL	DF	Prepared	Analyzed	CAS No.	Qual
WCOL 7470 Mercury	Analytical Method: EPA 7470A Preparation Method: EPA 7470A Pace Analytical Services - West Columbia								
Mercury	ND	mg/L	0.00020	0.000091	1	07/30/25 19:40	07/30/25 22:55	7439-97-6	

This report shall not be reproduced, except in full,
without the written consent of Pace Analytical Services, LLC.

Pace Analytical Services, LLC
9800 Kincey Ave. Suite 100
Huntersville, NC 28078
(704)875-9092

ANALYTICAL RESULTS

Project: Bowen AP-1-CA-Post Inj #2-WK1
Pace Project No.: 92809483

Sample: BOW-AP1-FB-01 **Lab ID: 92809483007** Collected: 07/24/25 12:43 Received: 07/25/25 12:50 Matrix: Water

Parameters	Results	Units	Report Limit	MDL	DF	Prepared	Analyzed	CAS No.	Qual
Metals (ICPMS) 6020B	Analytical Method: EPA 6020B Preparation Method: 3015 Pace National - Mt. Juliet								
Lithium	ND	mg/L	0.00200	0.000600	1	08/04/25 20:07	08/18/25 15:03	7439-93-2	
2320B Alkalinity	Analytical Method: SM 2320B-2011 Pace Analytical Services - Asheville								
Alkalinity,Bicarbonate (CaCO3)	ND	mg/L	5.0	5.0	1		08/06/25 13:13		
Alkalinity,Carbonate (CaCO3)	ND	mg/L	5.0	5.0	1		08/06/25 13:13		
Alkalinity, Total as CaCO3	ND	mg/L	5.0	5.0	1		08/06/25 13:13		
2540C Total Dissolved Solids	Analytical Method: SM 2540C-2015 Pace Analytical Services - Asheville								
Total Dissolved Solids	ND	mg/L	25.0	25.0	1		07/30/25 10:56		
4500S2D Sulfide Water	Analytical Method: SM 4500-S2D-2011 Pace Analytical Services - Asheville								
Sulfide	ND	mg/L	0.10	0.022	1		07/29/25 19:15	18496-25-8	
300.0 IC Anions 28 Days	Analytical Method: EPA 300.0 Rev 2.1 1993 Pace Analytical Services - Asheville								
Chloride	ND	mg/L	1.0	0.60	1		07/26/25 23:47	16887-00-6	
Fluoride	ND	mg/L	0.10	0.050	1		07/26/25 23:47	16984-48-8	
Sulfate	ND	mg/L	1.0	0.50	1		07/26/25 23:47	14808-79-8	
WC 6020B MET ICPMS	Analytical Method: EPA 6020B Preparation Method: EPA 3005A Pace Analytical Services - West Columbia								
Antimony	ND	mg/L	0.0020	0.00050	1	07/28/25 18:57	07/29/25 21:31	7440-36-0	1g
Arsenic	ND	mg/L	0.0020	0.0012	1	07/28/25 18:57	07/29/25 21:31	7440-38-2	1g
Barium	ND	mg/L	0.0050	0.0012	1	07/28/25 18:57	07/29/25 21:31	7440-39-3	1g
Beryllium	ND	mg/L	0.00040	0.00015	1	07/28/25 18:57	07/29/25 21:31	7440-41-7	1g
Boron	ND	mg/L	0.040	0.0062	1	07/28/25 18:57	07/29/25 21:31	7440-42-8	1g
Cadmium	ND	mg/L	0.00050	0.00012	1	07/28/25 18:57	07/29/25 21:31	7440-43-9	1g
Calcium	ND	mg/L	0.40	0.10	1	07/28/25 18:57	07/29/25 21:31	7440-70-2	1g
Chromium	ND	mg/L	0.0050	0.0012	1	07/28/25 18:57	07/29/25 21:31	7440-47-3	1g
Cobalt	ND	mg/L	0.0050	0.0012	1	07/28/25 18:57	07/29/25 21:31	7440-48-4	1g
Iron	ND	mg/L	0.040	0.012	1	07/28/25 18:57	07/29/25 21:31	7439-89-6	1g
Lead	ND	mg/L	0.0010	0.00025	1	07/28/25 18:57	07/29/25 21:31	7439-92-1	1g
Magnesium	ND	mg/L	0.050	0.010	1	07/28/25 18:57	07/29/25 21:31	7439-95-4	1g
Manganese	ND	mg/L	0.0050	0.0012	1	07/28/25 18:57	07/29/25 21:31	7439-96-5	1g
Molybdenum	ND	mg/L	0.010	0.0025	1	07/28/25 18:57	08/07/25 07:48	7439-98-7	1g
Potassium	ND	mg/L	0.40	0.10	1	07/28/25 18:57	07/29/25 21:31	7440-09-7	1g
Selenium	ND	mg/L	0.0050	0.0012	1	07/28/25 18:57	07/29/25 21:31	7782-49-2	1g
Sodium	ND	mg/L	0.40	0.15	1	07/28/25 18:57	07/29/25 21:31	7440-23-5	1g
Thallium	ND	mg/L	0.00050	0.00015	1	07/28/25 18:57	07/29/25 21:31	7440-28-0	1g,2g

This report shall not be reproduced, except in full,
without the written consent of Pace Analytical Services, LLC.

Pace Analytical Services, LLC
9800 Kincey Ave. Suite 100
Huntersville, NC 28078
(704)875-9092

ANALYTICAL RESULTS

Project: Bowen AP-1-CA-Post Inj #2-WK1
Pace Project No.: 92809483

Sample: BOW-AP1-FB-01 **Lab ID: 92809483007** Collected: 07/24/25 12:43 Received: 07/25/25 12:50 Matrix: Water

Parameters	Results	Units	Report Limit	MDL	DF	Prepared	Analyzed	CAS No.	Qual
WCOL 7470 Mercury	Analytical Method: EPA 7470A Preparation Method: EPA 7470A Pace Analytical Services - West Columbia								
Mercury	ND	mg/L	0.00020	0.000091	1	07/30/25 19:40	07/30/25 23:02	7439-97-6	

This report shall not be reproduced, except in full,
without the written consent of Pace Analytical Services, LLC.

Pace Analytical Services, LLC
9800 Kincey Ave. Suite 100
Huntersville, NC 28078
(704)875-9092

ANALYTICAL RESULTS

Project: Bowen AP-1-CA-Post Inj #2-WK1
Pace Project No.: 92809483

Sample: BOW-AP1-EB-01 **Lab ID: 92809483008** Collected: 07/24/25 12:58 Received: 07/25/25 12:50 Matrix: Water

Parameters	Results	Units	Report Limit	MDL	DF	Prepared	Analyzed	CAS No.	Qual
Metals (ICPMS) 6020B	Analytical Method: EPA 6020B Preparation Method: 3015								
	Pace National - Mt. Juliet								
Lithium	ND	mg/L	0.00200	0.000600	1	08/04/25 20:07	08/18/25 15:06	7439-93-2	
2320B Alkalinity	Analytical Method: SM 2320B-2011								
	Pace Analytical Services - Asheville								
Alkalinity,Bicarbonate (CaCO3)	ND	mg/L	5.0	5.0	1		08/06/25 13:17		
Alkalinity,Carbonate (CaCO3)	ND	mg/L	5.0	5.0	1		08/06/25 13:17		
Alkalinity, Total as CaCO3	ND	mg/L	5.0	5.0	1		08/06/25 13:17		
2540C Total Dissolved Solids	Analytical Method: SM 2540C-2015								
	Pace Analytical Services - Asheville								
Total Dissolved Solids	ND	mg/L	25.0	25.0	1		07/30/25 10:56		
4500S2D Sulfide Water	Analytical Method: SM 4500-S2D-2011								
	Pace Analytical Services - Asheville								
Sulfide	ND	mg/L	0.10	0.022	1		07/29/25 19:16	18496-25-8	
300.0 IC Anions 28 Days	Analytical Method: EPA 300.0 Rev 2.1 1993								
	Pace Analytical Services - Asheville								
Chloride	ND	mg/L	1.0	0.60	1		07/27/25 00:32	16887-00-6	
Fluoride	ND	mg/L	0.10	0.050	1		07/27/25 00:32	16984-48-8	
Sulfate	ND	mg/L	1.0	0.50	1		07/27/25 00:32	14808-79-8	
WC 6020B MET ICPMS	Analytical Method: EPA 6020B Preparation Method: EPA 3005A								
	Pace Analytical Services - West Columbia								
Antimony	ND	mg/L	0.0020	0.00050	1	07/28/25 18:57	07/29/25 21:41	7440-36-0	1g
Arsenic	ND	mg/L	0.0020	0.0012	1	07/28/25 18:57	07/29/25 21:41	7440-38-2	1g
Barium	ND	mg/L	0.0050	0.0012	1	07/28/25 18:57	07/29/25 21:41	7440-39-3	1g
Beryllium	ND	mg/L	0.00040	0.00015	1	07/28/25 18:57	07/29/25 21:41	7440-41-7	1g
Boron	ND	mg/L	0.040	0.0062	1	07/28/25 18:57	07/29/25 21:41	7440-42-8	1g
Cadmium	ND	mg/L	0.00050	0.00012	1	07/28/25 18:57	07/29/25 21:41	7440-43-9	1g
Calcium	ND	mg/L	0.40	0.10	1	07/28/25 18:57	07/29/25 21:41	7440-70-2	1g
Chromium	ND	mg/L	0.0050	0.0012	1	07/28/25 18:57	07/29/25 21:41	7440-47-3	1g
Cobalt	ND	mg/L	0.0050	0.0012	1	07/28/25 18:57	07/29/25 21:41	7440-48-4	1g
Iron	ND	mg/L	0.040	0.012	1	07/28/25 18:57	07/29/25 21:41	7439-89-6	1g
Lead	ND	mg/L	0.0010	0.00025	1	07/28/25 18:57	07/29/25 21:41	7439-92-1	1g
Magnesium	ND	mg/L	0.050	0.010	1	07/28/25 18:57	07/29/25 21:41	7439-95-4	1g
Manganese	ND	mg/L	0.0050	0.0012	1	07/28/25 18:57	07/29/25 21:41	7439-96-5	1g
Molybdenum	ND	mg/L	0.010	0.0025	1	07/28/25 18:57	08/07/25 07:58	7439-98-7	1g
Potassium	ND	mg/L	0.40	0.10	1	07/28/25 18:57	07/29/25 21:41	7440-09-7	1g
Selenium	ND	mg/L	0.0050	0.0012	1	07/28/25 18:57	07/29/25 21:41	7782-49-2	1g
Sodium	ND	mg/L	0.40	0.15	1	07/28/25 18:57	07/29/25 21:41	7440-23-5	1g
Thallium	ND	mg/L	0.00050	0.00015	1	07/28/25 18:57	07/29/25 21:41	7440-28-0	1g,2g

This report shall not be reproduced, except in full,
without the written consent of Pace Analytical Services, LLC.

Pace Analytical Services, LLC
9800 Kincey Ave. Suite 100
Huntersville, NC 28078
(704)875-9092

ANALYTICAL RESULTS

Project: Bowen AP-1-CA-Post Inj #2-WK1
Pace Project No.: 92809483

Sample: BOW-AP1-EB-01 **Lab ID: 92809483008** Collected: 07/24/25 12:58 Received: 07/25/25 12:50 Matrix: Water

Parameters	Results	Units	Report Limit	MDL	DF	Prepared	Analyzed	CAS No.	Qual
WCOL 7470 Mercury	Analytical Method: EPA 7470A Preparation Method: EPA 7470A Pace Analytical Services - West Columbia								
Mercury	ND	mg/L	0.00020	0.000091	1	07/30/25 19:40	07/30/25 23:05	7439-97-6	

This report shall not be reproduced, except in full,
without the written consent of Pace Analytical Services, LLC.

Pace Analytical Services, LLC
9800 Kincey Ave. Suite 100
Huntersville, NC 28078
(704)875-9092

QUALITY CONTROL DATA

Project: Bowen AP-1-CA-Post Inj #2-WK1
Pace Project No.: 92809483

QC Batch: 2568001
QC Batch Method: 3015
Analysis Method: EPA 6020B
Analysis Description: Metals (ICPMS) 6020B
Laboratory: Pace National - Mt. Juliet
Associated Lab Samples: 92809483001, 92809483002, 92809483003, 92809483004, 92809483005, 92809483006, 92809483007, 92809483008

METHOD BLANK: R4260190-1
Matrix: Water
Associated Lab Samples: 92809483001, 92809483002, 92809483003, 92809483004, 92809483005, 92809483006, 92809483007, 92809483008

Parameter	Units	Blank Result	Reporting Limit	MDL	Analyzed	Qualifiers
Lithium	mg/L	ND	0.00200	0.000600	08/18/25 12:48	

LABORATORY CONTROL SAMPLE: R4260190-2

Parameter	Units	Spike Conc.	LCS Result	LCS % Rec	% Rec Limits	Qualifiers
Lithium	mg/L	0.0500	0.0464	92.9	80.0-120	

MATRIX SPIKE & MATRIX SPIKE DUPLICATE: R4260190-4 R4260190-5

Parameter	Units	92809483001 Result	MS Spike Conc.	MSD Spike Conc.	MS Result	MSD Result	MS % Rec	MSD % Rec	% Rec Limits	RPD	Max RPD	Qual
Lithium	mg/L	0.00837	0.0500	0.0500	0.0594	0.0621	102	107	75.0-125	4.46	20	

Results presented on this page are in the units indicated by the "Units" column except where an alternate unit is presented to the right of the result.

REPORT OF LABORATORY ANALYSIS

This report shall not be reproduced, except in full,
without the written consent of Pace Analytical Services, LLC.

Pace Analytical Services, LLC
9800 Kincey Ave. Suite 100
Huntersville, NC 28078
(704)875-9092

QUALITY CONTROL DATA

Project: Bowen AP-1-CA-Post Inj #2-WK1
Pace Project No.: 92809483

QC Batch: 951564
QC Batch Method: SM 2320B-2011
Analysis Method: SM 2320B-2011
Analysis Description: 2320B Alkalinity
Laboratory: Pace Analytical Services - Asheville
Associated Lab Samples: 92809483002, 92809483003, 92809483004, 92809483006

METHOD BLANK: 4889740 Matrix: Water
Associated Lab Samples: 92809483002, 92809483003, 92809483004, 92809483006

Parameter	Units	Blank Result	Reporting Limit	MDL	Analyzed	Qualifiers
Alkalinity, Total as CaCO3	mg/L	ND	5.0	5.0	08/02/25 09:28	
Alkalinity,Bicarbonate (CaCO3)	mg/L	ND	5.0	5.0	08/02/25 09:28	
Alkalinity,Carbonate (CaCO3)	mg/L	ND	5.0	5.0	08/02/25 09:28	

LABORATORY CONTROL SAMPLE: 4889741

Parameter	Units	Spike Conc.	LCS Result	LCS % Rec	% Rec Limits	Qualifiers
Alkalinity, Total as CaCO3	mg/L	50	51.1	102	80-120	

LABORATORY CONTROL SAMPLE: 4889742

Parameter	Units	Spike Conc.	LCS Result	LCS % Rec	% Rec Limits	Qualifiers
Alkalinity, Total as CaCO3	mg/L	50	48.9	98	80-120	

MATRIX SPIKE & MATRIX SPIKE DUPLICATE: 4889743 4889744

Parameter	Units	92809483002 Result	MS Spike Conc.	MSD Spike Conc.	MS Result	MSD Result	MS % Rec	MSD % Rec	% Rec Limits	RPD	Max RPD	Qual
Alkalinity, Total as CaCO3	mg/L	280	50	50	333	328	107	95	80-120	2	25	

MATRIX SPIKE & MATRIX SPIKE DUPLICATE: 4889745 4889746

Parameter	Units	92809483003 Result	MS Spike Conc.	MSD Spike Conc.	MS Result	MSD Result	MS % Rec	MSD % Rec	% Rec Limits	RPD	Max RPD	Qual
Alkalinity, Total as CaCO3	mg/L	177	50	50	238	234	121	115	80-120	1	25	M1

Results presented on this page are in the units indicated by the "Units" column except where an alternate unit is presented to the right of the result.

This report shall not be reproduced, except in full,
without the written consent of Pace Analytical Services, LLC.

Pace Analytical Services, LLC
9800 Kincey Ave. Suite 100
Huntersville, NC 28078
(704)875-9092

QUALITY CONTROL DATA

Project: Bowen AP-1-CA-Post Inj #2-WK1
Pace Project No.: 92809483

QC Batch: 952106
QC Batch Method: SM 2320B-2011
Analysis Method: SM 2320B-2011
Analysis Description: 2320B Alkalinity
Laboratory: Pace Analytical Services - Asheville
Associated Lab Samples: 92809483001, 92809483005, 92809483007, 92809483008

METHOD BLANK: 4892313 Matrix: Water
Associated Lab Samples: 92809483001, 92809483005, 92809483007, 92809483008

Parameter	Units	Blank Result	Reporting Limit	MDL	Analyzed	Qualifiers
Alkalinity, Total as CaCO3	mg/L	ND	5.0	5.0	08/06/25 12:37	
Alkalinity,Bicarbonate (CaCO3)	mg/L	ND	5.0	5.0	08/06/25 12:37	
Alkalinity,Carbonate (CaCO3)	mg/L	ND	5.0	5.0	08/06/25 12:37	

LABORATORY CONTROL SAMPLE: 4892314

Parameter	Units	Spike Conc.	LCS Result	LCS % Rec	% Rec Limits	Qualifiers
Alkalinity, Total as CaCO3	mg/L	50	51.8	104	80-120	

LABORATORY CONTROL SAMPLE: 4892315

Parameter	Units	Spike Conc.	LCS Result	LCS % Rec	% Rec Limits	Qualifiers
Alkalinity, Total as CaCO3	mg/L	50	51.7	103	80-120	

MATRIX SPIKE & MATRIX SPIKE DUPLICATE: 4892316 4892317

Parameter	Units	92809411001 Result	MS Spike Conc.	MSD Spike Conc.	MS Result	MSD Result	MS % Rec	MSD % Rec	% Rec Limits	RPD	Max RPD	Qual
Alkalinity, Total as CaCO3	mg/L	16.7	50	50	68.3	68.4	103	103	80-120	0	25	

MATRIX SPIKE & MATRIX SPIKE DUPLICATE: 4892318 4892319

Parameter	Units	92809411002 Result	MS Spike Conc.	MSD Spike Conc.	MS Result	MSD Result	MS % Rec	MSD % Rec	% Rec Limits	RPD	Max RPD	Qual
Alkalinity, Total as CaCO3	mg/L	53.2	50	50	104	103	101	99	80-120	1	25	

Results presented on this page are in the units indicated by the "Units" column except where an alternate unit is presented to the right of the result.

REPORT OF LABORATORY ANALYSIS

This report shall not be reproduced, except in full,
without the written consent of Pace Analytical Services, LLC.

Pace Analytical Services, LLC
9800 Kincey Ave. Suite 100
Huntersville, NC 28078
(704)875-9092

QUALITY CONTROL DATA

Project: Bowen AP-1-CA-Post Inj #2-WK1
Pace Project No.: 92809483

QC Batch: 950323
QC Batch Method: SM 2540C-2015
Analysis Method: SM 2540C-2015
Analysis Description: 2540C Total Dissolved Solids
Laboratory: Pace Analytical Services - Asheville
Associated Lab Samples: 92809483002, 92809483003, 92809483004

METHOD BLANK: 4883857 Matrix: Water
Associated Lab Samples: 92809483002, 92809483003, 92809483004

Parameter	Units	Blank Result	Reporting Limit	MDL	Analyzed	Qualifiers
Total Dissolved Solids	mg/L	ND	25.0	25.0	07/28/25 11:34	

LABORATORY CONTROL SAMPLE: 4883858

Parameter	Units	Spike Conc.	LCS Result	LCS % Rec	% Rec Limits	Qualifiers
Total Dissolved Solids	mg/L	250	240	96	90-110	

SAMPLE DUPLICATE: 4883859

Parameter	Units	92809122014 Result	Dup Result	RPD	Max RPD	Qualifiers
Total Dissolved Solids	mg/L	298	297	0	25	

SAMPLE DUPLICATE: 4883860

Parameter	Units	92809438037 Result	Dup Result	RPD	Max RPD	Qualifiers
Total Dissolved Solids	mg/L	65.0	66.0	2	25	

Results presented on this page are in the units indicated by the "Units" column except where an alternate unit is presented to the right of the result.

This report shall not be reproduced, except in full,
without the written consent of Pace Analytical Services, LLC.

Pace Analytical Services, LLC
9800 Kincey Ave. Suite 100
Huntersville, NC 28078
(704)875-9092

QUALITY CONTROL DATA

Project: Bowen AP-1-CA-Post Inj #2-WK1
Pace Project No.: 92809483

QC Batch: 950468
QC Batch Method: SM 2540C-2015
Analysis Method: SM 2540C-2015
Analysis Description: 2540C Total Dissolved Solids
Laboratory: Pace Analytical Services - Asheville
Associated Lab Samples: 92809483006

METHOD BLANK: 4884645
Matrix: Water
Associated Lab Samples: 92809483006

Parameter	Units	Blank Result	Reporting Limit	MDL	Analyzed	Qualifiers
Total Dissolved Solids	mg/L	ND	25.0	25.0	07/29/25 12:28	

LABORATORY CONTROL SAMPLE: 4884646

Parameter	Units	Spike Conc.	LCS Result	LCS % Rec	% Rec Limits	Qualifiers
Total Dissolved Solids	mg/L	250	246	98	90-110	

SAMPLE DUPLICATE: 4884647

Parameter	Units	92809520001 Result	Dup Result	RPD	Max RPD	Qualifiers
Total Dissolved Solids	mg/L	248	250	1	25	

SAMPLE DUPLICATE: 4884648

Parameter	Units	92809217001 Result	Dup Result	RPD	Max RPD	Qualifiers
Total Dissolved Solids	mg/L	359	357	1	25	

Results presented on this page are in the units indicated by the "Units" column except where an alternate unit is presented to the right of the result.

This report shall not be reproduced, except in full,
without the written consent of Pace Analytical Services, LLC.

Pace Analytical Services, LLC
9800 Kincey Ave. Suite 100
Huntersville, NC 28078
(704)875-9092

QUALITY CONTROL DATA

Project: Bowen AP-1-CA-Post Inj #2-WK1
Pace Project No.: 92809483

QC Batch: 950808
QC Batch Method: SM 2540C-2015
Analysis Method: SM 2540C-2015
Analysis Description: 2540C Total Dissolved Solids
Laboratory: Pace Analytical Services - Asheville
Associated Lab Samples: 92809483001, 92809483005, 92809483007, 92809483008

METHOD BLANK: 4886195 Matrix: Water
Associated Lab Samples: 92809483001, 92809483005, 92809483007, 92809483008

Parameter	Units	Blank Result	Reporting Limit	MDL	Analyzed	Qualifiers
Total Dissolved Solids	mg/L	ND	25.0	25.0	07/30/25 10:55	

LABORATORY CONTROL SAMPLE: 4886196

Parameter	Units	Spike Conc.	LCS Result	LCS % Rec	% Rec Limits	Qualifiers
Total Dissolved Solids	mg/L	250	254	102	90-110	

SAMPLE DUPLICATE: 4886198

Parameter	Units	92809509001 Result	Dup Result	RPD	Max RPD	Qualifiers
Total Dissolved Solids	mg/L	131	134	2	25	

SAMPLE DUPLICATE: 4886329

Parameter	Units	92809438040 Result	Dup Result	RPD	Max RPD	Qualifiers
Total Dissolved Solids	mg/L	84.0	83.0	1	25	

Results presented on this page are in the units indicated by the "Units" column except where an alternate unit is presented to the right of the result.

This report shall not be reproduced, except in full,
without the written consent of Pace Analytical Services, LLC.

Pace Analytical Services, LLC
9800 Kincey Ave. Suite 100
Huntersville, NC 28078
(704)875-9092

QUALITY CONTROL DATA

Project: Bowen AP-1-CA-Post Inj #2-WK1
Pace Project No.: 92809483

QC Batch: 950433
QC Batch Method: SM 4500-S2D-2011
Analysis Method: SM 4500-S2D-2011
Analysis Description: 4500S2D Sulfide Water
Laboratory: Pace Analytical Services - Asheville
Associated Lab Samples: 92809483001, 92809483002, 92809483003, 92809483004, 92809483006

METHOD BLANK: 4884571
Matrix: Water
Associated Lab Samples: 92809483001, 92809483002, 92809483003, 92809483004, 92809483006

Parameter	Units	Blank Result	Reporting Limit	MDL	Analyzed	Qualifiers
Sulfide	mg/L	ND	0.10	0.022	07/28/25 18:41	

LABORATORY CONTROL SAMPLE: 4884572

Parameter	Units	Spike Conc.	LCS Result	LCS % Rec	% Rec Limits	Qualifiers
Sulfide	mg/L	0.5	0.55	110	80-120	

MATRIX SPIKE & MATRIX SPIKE DUPLICATE: 4884575 4884576

Parameter	Units	92809113001 Result	MS Spike Conc.	MSD Spike Conc.	MS Result	MSD Result	MS % Rec	MSD % Rec	% Rec Limits	RPD	Max RPD	Qual
Sulfide	mg/L	ND	0.5	0.5	0.57	0.51	113	102	80-120	10	10	

MATRIX SPIKE & MATRIX SPIKE DUPLICATE: 4884601 4884602

Parameter	Units	92809438052 Result	MS Spike Conc.	MSD Spike Conc.	MS Result	MSD Result	MS % Rec	MSD % Rec	% Rec Limits	RPD	Max RPD	Qual
Sulfide	mg/L	ND	0.5	0.5	0.53	0.53	106	105	80-120	0	10	

Results presented on this page are in the units indicated by the "Units" column except where an alternate unit is presented to the right of the result.

This report shall not be reproduced, except in full,
without the written consent of Pace Analytical Services, LLC.

Pace Analytical Services, LLC
9800 Kincey Ave. Suite 100
Huntersville, NC 28078
(704)875-9092

QUALITY CONTROL DATA

Project: Bowen AP-1-CA-Post Inj #2-WK1
Pace Project No.: 92809483

QC Batch: 950631
QC Batch Method: SM 4500-S2D-2011
Analysis Method: SM 4500-S2D-2011
Analysis Description: 4500S2D Sulfide Water
Laboratory: Pace Analytical Services - Asheville
Associated Lab Samples: 92809483005, 92809483007, 92809483008

METHOD BLANK: 4885365 Matrix: Water
Associated Lab Samples: 92809483005, 92809483007, 92809483008

Parameter	Units	Blank Result	Reporting Limit	MDL	Analyzed	Qualifiers
Sulfide	mg/L	ND	0.10	0.022	07/29/25 19:07	

LABORATORY CONTROL SAMPLE: 4885366

Parameter	Units	Spike Conc.	LCS Result	LCS % Rec	% Rec Limits	Qualifiers
Sulfide	mg/L	0.5	0.54	108	80-120	

MATRIX SPIKE & MATRIX SPIKE DUPLICATE: 4885367 4885368

Parameter	Units	92809483005 Result	MS Spike Conc.	MSD Spike Conc.	MS Result	MSD Result	MS % Rec	MSD % Rec	% Rec Limits	RPD	Max RPD	Qual
Sulfide	mg/L	ND	0.5	0.5	0.50	0.51	100	102	80-120	2	10	

MATRIX SPIKE & MATRIX SPIKE DUPLICATE: 4885369 4885370

Parameter	Units	92809501006 Result	MS Spike Conc.	MSD Spike Conc.	MS Result	MSD Result	MS % Rec	MSD % Rec	% Rec Limits	RPD	Max RPD	Qual
Sulfide	mg/L	ND	0.5	0.5	ND	ND	0	0	80-120		10	M1

Results presented on this page are in the units indicated by the "Units" column except where an alternate unit is presented to the right of the result.

This report shall not be reproduced, except in full,
without the written consent of Pace Analytical Services, LLC.

Pace Analytical Services, LLC
9800 Kincey Ave. Suite 100
Huntersville, NC 28078
(704)875-9092

QUALITY CONTROL DATA

Project: Bowen AP-1-CA-Post Inj #2-WK1
Pace Project No.: 92809483

QC Batch: 950218
QC Batch Method: EPA 300.0 Rev 2.1 1993
Analysis Method: EPA 300.0 Rev 2.1 1993
Analysis Description: 300.0 IC Anions
Laboratory: Pace Analytical Services - Asheville
Associated Lab Samples: 92809483001, 92809483002, 92809483003, 92809483004, 92809483005, 92809483006, 92809483007

METHOD BLANK: 4883593 Matrix: Water
Associated Lab Samples: 92809483001, 92809483002, 92809483003, 92809483004, 92809483005, 92809483006, 92809483007

Parameter	Units	Blank Result	Reporting Limit	MDL	Analyzed	Qualifiers
Chloride	mg/L	ND	1.0	0.60	07/26/25 16:37	
Fluoride	mg/L	ND	0.10	0.050	07/26/25 16:37	
Sulfate	mg/L	ND	1.0	0.50	07/26/25 16:37	

LABORATORY CONTROL SAMPLE: 4883594

Parameter	Units	Spike Conc.	LCS Result	LCS % Rec	% Rec Limits	Qualifiers
Chloride	mg/L	50	53.2	106	90-110	
Fluoride	mg/L	2.5	2.6	106	90-110	
Sulfate	mg/L	50	53.5	107	90-110	

MATRIX SPIKE & MATRIX SPIKE DUPLICATE: 4883595 4883596

Parameter	Units	92809160001 Result	MS Spike Conc.	MSD Spike Conc.	MS Result	MSD Result	MS % Rec	MSD % Rec	% Rec Limits	RPD	Max RPD	Qual
Chloride	mg/L	3.1	50	50	56.1	55.7	106	105	90-110	1	10	
Fluoride	mg/L	ND	2.5	2.5	3.5	3.4	139	136	90-110	2	10	M1
Sulfate	mg/L	ND	50	50	53.8	53.1	107	106	90-110	1	10	

MATRIX SPIKE & MATRIX SPIKE DUPLICATE: 4883597 4883598

Parameter	Units	92809443001 Result	MS Spike Conc.	MSD Spike Conc.	MS Result	MSD Result	MS % Rec	MSD % Rec	% Rec Limits	RPD	Max RPD	Qual
Chloride	mg/L	28.1	50	50	78.8	80.9	101	105	90-110	3	10	
Fluoride	mg/L	ND	2.5	2.5	2.7	2.8	108	112	90-110	4	10	M1
Sulfate	mg/L	123	50	50	163	163	79	80	90-110	0	10	M1

Results presented on this page are in the units indicated by the "Units" column except where an alternate unit is presented to the right of the result.

This report shall not be reproduced, except in full,
without the written consent of Pace Analytical Services, LLC.

Pace Analytical Services, LLC
9800 Kincey Ave. Suite 100
Huntersville, NC 28078
(704)875-9092

QUALITY CONTROL DATA

Project: Bowen AP-1-CA-Post Inj #2-WK1
Pace Project No.: 92809483

QC Batch: 950220
QC Batch Method: EPA 300.0 Rev 2.1 1993
Analysis Method: EPA 300.0 Rev 2.1 1993
Analysis Description: 300.0 IC Anions
Laboratory: Pace Analytical Services - Asheville
Associated Lab Samples: 92809483008

METHOD BLANK: 4883602 Matrix: Water
Associated Lab Samples: 92809483008

Parameter	Units	Blank Result	Reporting Limit	MDL	Analyzed	Qualifiers
Chloride	mg/L	ND	1.0	0.60	07/27/25 00:02	
Fluoride	mg/L	ND	0.10	0.050	07/27/25 00:02	
Sulfate	mg/L	ND	1.0	0.50	07/27/25 00:02	

LABORATORY CONTROL SAMPLE: 4883603

Parameter	Units	Spike Conc.	LCS Result	LCS % Rec	% Rec Limits	Qualifiers
Chloride	mg/L	50	53.3	107	90-110	
Fluoride	mg/L	2.5	2.7	110	90-110	
Sulfate	mg/L	50	53.7	107	90-110	

MATRIX SPIKE & MATRIX SPIKE DUPLICATE: 4883604 4883605

Parameter	Units	92809483008 Result	MS Spike Conc.	MSD Spike Conc.	MS Result	MSD Result	MS % Rec	MSD % Rec	% Rec Limits	RPD	Max RPD	Qual
Chloride	mg/L	ND	50	50	51.1	51.4	102	103	90-110	0	10	
Fluoride	mg/L	ND	2.5	2.5	2.6	2.6	106	105	90-110	1	10	
Sulfate	mg/L	ND	50	50	51.2	51.4	102	103	90-110	0	10	

MATRIX SPIKE & MATRIX SPIKE DUPLICATE: 4883606 4883607

Parameter	Units	92809501010 Result	MS Spike Conc.	MSD Spike Conc.	MS Result	MSD Result	MS % Rec	MSD % Rec	% Rec Limits	RPD	Max RPD	Qual
Chloride	mg/L	17.0	50	50	69.1	70.1	104	106	90-110	1	10	
Fluoride	mg/L	ND	2.5	2.5	3.0	3.2	119	125	90-110	5	10	M1
Sulfate	mg/L	0.61J	50	50	53.5	54.3	106	107	90-110	1	10	

Results presented on this page are in the units indicated by the "Units" column except where an alternate unit is presented to the right of the result.

This report shall not be reproduced, except in full,
without the written consent of Pace Analytical Services, LLC.

Pace Analytical Services, LLC
9800 Kincey Ave. Suite 100
Huntersville, NC 28078
(704)875-9092

QUALITY CONTROL DATA

Project: Bowen AP-1-CA-Post Inj #2-WK1
Pace Project No.: 92809483

QC Batch: 950278
QC Batch Method: EPA 3005A
Analysis Method: EPA 6020B
Analysis Description: WC 6020B MET
Laboratory: Pace Analytical Services - West Columbia
Associated Lab Samples: 92809483001, 92809483002, 92809483003, 92809483004, 92809483005, 92809483006, 92809483007, 92809483008

METHOD BLANK: 4883736
Matrix: Water
Associated Lab Samples: 92809483001, 92809483002, 92809483003, 92809483004, 92809483005, 92809483006, 92809483007, 92809483008

Parameter	Units	Blank Result	Reporting Limit	MDL	Analyzed	Qualifiers
Antimony	mg/L	ND	0.0020	0.00050	07/29/25 17:57	1g
Arsenic	mg/L	ND	0.0020	0.0012	07/29/25 17:57	1g
Barium	mg/L	ND	0.0050	0.0012	07/29/25 17:57	1g
Beryllium	mg/L	ND	0.00040	0.00015	07/29/25 17:57	1g
Boron	mg/L	ND	0.040	0.0062	07/29/25 17:57	1g
Cadmium	mg/L	ND	0.00050	0.00012	07/29/25 17:57	1g
Calcium	mg/L	ND	0.40	0.10	07/29/25 17:57	1g
Chromium	mg/L	ND	0.0050	0.0012	07/29/25 17:57	1g
Cobalt	mg/L	ND	0.0050	0.0012	07/29/25 17:57	1g
Iron	mg/L	ND	0.040	0.012	07/29/25 17:57	1g
Lead	mg/L	ND	0.0010	0.00025	07/29/25 17:57	1g
Magnesium	mg/L	ND	0.050	0.010	07/29/25 17:57	1g
Manganese	mg/L	ND	0.0050	0.0012	07/29/25 17:57	1g
Molybdenum	mg/L	ND	0.010	0.0025	07/29/25 17:57	1g
Potassium	mg/L	ND	0.40	0.10	07/29/25 17:57	1g
Selenium	mg/L	ND	0.0050	0.0012	07/29/25 17:57	1g
Sodium	mg/L	ND	0.40	0.15	07/29/25 17:57	1g
Thallium	mg/L	ND	0.00050	0.00015	07/29/25 17:57	1g,4g

LABORATORY CONTROL SAMPLE: 4883737

Parameter	Units	Spike Conc.	LCS Result	LCS % Rec	% Rec Limits	Qualifiers
Antimony	mg/L	0.1	0.095	95	80-120	1g
Arsenic	mg/L	0.1	0.089	89	80-120	1g
Barium	mg/L	0.1	0.095	95	80-120	1g
Beryllium	mg/L	0.1	0.090	90	80-120	1g
Boron	mg/L	0.1	0.089	89	80-120	1g
Cadmium	mg/L	0.1	0.085	85	80-120	1g
Calcium	mg/L	1	1.0	103	80-120	1g
Chromium	mg/L	0.1	0.095	95	80-120	1g
Cobalt	mg/L	0.1	0.099	99	80-120	1g
Iron	mg/L	1	0.95	95	80-120	1g
Lead	mg/L	0.1	0.095	95	80-120	1g
Magnesium	mg/L	1	0.98	98	80-120	1g
Manganese	mg/L	0.1	0.097	97	80-120	1g
Molybdenum	mg/L	0.1	0.10	102	80-120	1g
Potassium	mg/L	1	1.0	100	80-120	1g

Results presented on this page are in the units indicated by the "Units" column except where an alternate unit is presented to the right of the result.

This report shall not be reproduced, except in full,
without the written consent of Pace Analytical Services, LLC.

Pace Analytical Services, LLC
9800 Kincey Ave. Suite 100
Huntersville, NC 28078
(704)875-9092

QUALITY CONTROL DATA

Project: Bowen AP-1-CA-Post Inj #2-WK1
Pace Project No.: 92809483

LABORATORY CONTROL SAMPLE: 4883737

Parameter	Units	Spike Conc.	LCS Result	LCS % Rec	% Rec Limits	Qualifiers
Selenium	mg/L	0.1	0.083	83	80-120	1g
Sodium	mg/L	1	1.0	104	80-120	1g
Thallium	mg/L	0.1	0.093	93	80-120	1g,3g

MATRIX SPIKE & MATRIX SPIKE DUPLICATE: 4883738 4883739

Parameter	Units	92809483005 Result	MS Spike Conc.	MSD Spike Conc.	MS Result	MSD Result	MS % Rec	MSD % Rec	% Rec Limits	RPD	Max RPD	Qual
Antimony	mg/L	ND	0.1	0.1	0.097	0.097	97	97	75-125	1	20	1g
Arsenic	mg/L	ND	0.1	0.1	0.089	0.089	88	88	75-125	0	20	1g
Barium	mg/L	0.074	0.1	0.1	0.17	0.17	99	100	75-125	1	20	1g
Beryllium	mg/L	ND	0.1	0.1	0.093	0.093	93	93	75-125	1	20	1g
Boron	mg/L	7.0	0.1	0.1	7.8	7.7	857	727	75-125	2	20	1g,M1
Cadmium	mg/L	ND	0.1	0.1	0.084	0.084	84	84	75-125	0	20	1g
Calcium	mg/L	243	1	1	240	246	-287	267	75-125	2	20	1g,M1
Chromium	mg/L	ND	0.1	0.1	0.093	0.093	93	93	75-125	0	20	1g
Cobalt	mg/L	0.0046J	0.1	0.1	0.096	0.096	91	92	75-125	1	20	1g
Iron	mg/L	0.45	1	1	1.4	1.4	91	91	75-125	0	20	1g
Lead	mg/L	ND	0.1	0.1	0.10	0.10	103	103	75-125	1	20	1g
Magnesium	mg/L	36.8	1	1	35.9	37.6	-82	88	75-125	5	20	1g,M1
Manganese	mg/L	1.5	0.1	0.1	1.5	1.6	-5	67	75-125	5	20	1g,M1
Molybdenum	mg/L	0.058	0.1	0.1	0.16	0.17	106	107	75-125	1	20	1g
Potassium	mg/L	8.0	1	1	8.9	8.7	87	73	75-125	2	20	1g,M1
Selenium	mg/L	0.0032J	0.1	0.1	0.098	0.097	94	94	75-125	0	20	1g
Sodium	mg/L	86.8	1	1	82.7	87.4	-411	61	75-125	6	20	1g,M1
Thallium	mg/L	0.00025J	0.1	0.1	0.10	0.10	101	101	75-125	0	20	1g

Results presented on this page are in the units indicated by the "Units" column except where an alternate unit is presented to the right of the result.

This report shall not be reproduced, except in full,
without the written consent of Pace Analytical Services, LLC.

Pace Analytical Services, LLC
9800 Kincey Ave. Suite 100
Huntersville, NC 28078
(704)875-9092

QUALITY CONTROL DATA

Project: Bowen AP-1-CA-Post Inj #2-WK1
Pace Project No.: 92809483

QC Batch: 950623
QC Batch Method: EPA 7470A
Analysis Method: EPA 7470A
Analysis Description: WCOL 7470 Mercury
Laboratory: Pace Analytical Services - West Columbia
Associated Lab Samples: 92809483001, 92809483002, 92809483003, 92809483004, 92809483005, 92809483006, 92809483007, 92809483008

METHOD BLANK: 4885306
Matrix: Water
Associated Lab Samples: 92809483001, 92809483002, 92809483003, 92809483004, 92809483005, 92809483006, 92809483007, 92809483008

Parameter	Units	Blank Result	Reporting Limit	MDL	Analyzed	Qualifiers
Mercury	mg/L	ND	0.00020	0.000091	07/30/25 22:32	

LABORATORY CONTROL SAMPLE: 4885307

Parameter	Units	Spike Conc.	LCS Result	LCS % Rec	% Rec Limits	Qualifiers
Mercury	mg/L	0.002	0.0019	94	80-120	

MATRIX SPIKE & MATRIX SPIKE DUPLICATE: 4885308 4885309

Parameter	Units	92809483004 Result	MS Spike Conc.	MSD Spike Conc.	MS Result	MSD Result	MS % Rec	MSD % Rec	% Rec Limits	RPD	Max RPD	Qual
Mercury	mg/L	ND	0.002	0.002	0.0018	0.0018	89	91	80-120	2	20	

Results presented on this page are in the units indicated by the "Units" column except where an alternate unit is presented to the right of the result.

REPORT OF LABORATORY ANALYSIS

This report shall not be reproduced, except in full,
without the written consent of Pace Analytical Services, LLC.

Pace Analytical Services, LLC
9800 Kincey Ave. Suite 100
Huntersville, NC 28078
(704)875-9092

QUALIFIERS

Project: Bowen AP-1-CA-Post Inj #2-WK1
Pace Project No.: 92809483

DEFINITIONS

DF - Dilution Factor, if reported, represents the factor applied to the reported data due to dilution of the sample aliquot.

ND - Not Detected at or above adjusted reporting limit.

TNTC - Too Numerous To Count

J - Estimated concentration above the adjusted method detection limit and below the adjusted reporting limit.

MDL - Adjusted Method Detection Limit.

PQL - Practical Quantitation Limit.

RL - Reporting Limit - The lowest concentration value that meets project requirements for quantitative data with known precision and bias for a specific analyte in a specific matrix.

S - Surrogate

1,2-Diphenylhydrazine decomposes to and cannot be separated from Azobenzene using Method 8270. The result for each analyte is a combined concentration.

Consistent with EPA guidelines, unrounded data are displayed and have been used to calculate % recovery and RPD values.

LCS(D) - Laboratory Control Sample (Duplicate)

MS(D) - Matrix Spike (Duplicate)

DUP - Sample Duplicate

RPD - Relative Percent Difference

NC - Not Calculable.

SG - Silica Gel - Clean-Up

U - Indicates the compound was analyzed for, but not detected.

Acid preservation may not be appropriate for 2 Chloroethylvinyl ether.

A separate vial preserved to a pH of 4-5 is recommended in SW846 Chapter 4 for the analysis of Acrolein and Acrylonitrile by EPA Method 8260.

N-Nitrosodiphenylamine decomposes and cannot be separated from Diphenylamine using Method 8270. The result reported for each analyte is a combined concentration.

Reported results are not rounded until the final step prior to reporting. Therefore, calculated parameters that are typically reported as "Total" may vary slightly from the sum of the reported component parameters.

Pace Analytical is TNI accredited. Contact your Pace PM for the current list of accredited analytes.

TNI - The NELAC Institute.

WORKORDER QUALIFIERS

WO: 92809483

[1] GEOSYNTEC

[2] DO NOT DILUTE. MUST MEET REPORTING LIMITS. LET PM KNOW FIRST IF THERE ARE ISSUES.

BATCH QUALIFIERS

Batch: 950746

[1] Cadmium was outside laboratory method acceptance criteria for the ICSA. As per the manufacturer Certificate of Analysis, cadmium is a confirmed trace impurity in the stock standard used to prepare the ICSA working solution, and results have been reported.

ANALYTE QUALIFIERS

1g Cadmium was outside laboratory method acceptance criteria for the ICSA. As per the manufacturer Certificate of Analysis, cadmium is a confirmed trace impurity in the stock standard used to prepare the ICSA working solution, and results have been reported.

2g The same analyte was detected in an associated instrument blank at a concentration above the reporting limit. The analyte concentration in this sample is at least ten times greater than the blank concentration or is below the reporting limit.

This report shall not be reproduced, except in full,
without the written consent of Pace Analytical Services, LLC.

Pace Analytical Services, LLC
9800 Kincey Ave. Suite 100
Huntersville, NC 28078
(704)875-9092

QUALIFIERS

Project: Bowen AP-1-CA-Post Inj #2-WK1
Pace Project No.: 92809483

ANALYTE QUALIFIERS

3g	The same analyte was detected in an associated instrument blank at a concentration above the reporting limit. The concentration in the LCS was greater than ten times the concentration in the instrument blank, and the percent recovery was within method acceptance limits.
4g	The same analyte was detected in an associated instrument blank at a concentration above the reporting limit. The concentration in the method blank was below the reporting limit.
CU	The continuing calibration for this analyte is above laboratory acceptance limits. Analyte was not detected above the reporting limit in any of the associated samples.
M1	Matrix spike recovery exceeded QC limits. Batch accepted based on laboratory control sample (LCS) recovery.

This report shall not be reproduced, except in full,
without the written consent of Pace Analytical Services, LLC.

Pace Analytical Services, LLC
9800 Kincey Ave. Suite 100
Huntersville, NC 28078
(704)875-9092

QUALITY CONTROL DATA CROSS REFERENCE TABLE

Project: Bowen AP-1-CA-Post Inj #2-WK1
Pace Project No.: 92809483

Lab ID	Sample ID	QC Batch Method	QC Batch	Analytical Method	Analytical Batch
92809483001	**BOW-PT-02**	3015	2568001	EPA 6020B	2568001
92809483002	**BOW-PT-04**	3015	2568001	EPA 6020B	2568001
92809483003	**BOW-PT-05**	3015	2568001	EPA 6020B	2568001
92809483004	**BOW-PT-06**	3015	2568001	EPA 6020B	2568001
92809483005	**BOW-INW-01**	3015	2568001	EPA 6020B	2568001
92809483006	**BOW-AP1-FD-01**	3015	2568001	EPA 6020B	2568001
92809483007	**BOW-AP1-FB-01**	3015	2568001	EPA 6020B	2568001
92809483008	**BOW-AP1-EB-01**	3015	2568001	EPA 6020B	2568001
92809483001	**BOW-PT-02**	SM 2320B-2011	952106		
92809483002	**BOW-PT-04**	SM 2320B-2011	951564		
92809483003	**BOW-PT-05**	SM 2320B-2011	951564		
92809483004	**BOW-PT-06**	SM 2320B-2011	951564		
92809483005	**BOW-INW-01**	SM 2320B-2011	952106		
92809483006	**BOW-AP1-FD-01**	SM 2320B-2011	951564		
92809483007	**BOW-AP1-FB-01**	SM 2320B-2011	952106		
92809483008	**BOW-AP1-EB-01**	SM 2320B-2011	952106		
92809483001	**BOW-PT-02**	SM 2540C-2015	950808		
92809483002	**BOW-PT-04**	SM 2540C-2015	950323		
92809483003	**BOW-PT-05**	SM 2540C-2015	950323		
92809483004	**BOW-PT-06**	SM 2540C-2015	950323		
92809483005	**BOW-INW-01**	SM 2540C-2015	950808		
92809483006	**BOW-AP1-FD-01**	SM 2540C-2015	950468		
92809483007	**BOW-AP1-FB-01**	SM 2540C-2015	950808		
92809483008	**BOW-AP1-EB-01**	SM 2540C-2015	950808		
92809483001	**BOW-PT-02**	SM 4500-S2D-2011	950433		
92809483002	**BOW-PT-04**	SM 4500-S2D-2011	950433		
92809483003	**BOW-PT-05**	SM 4500-S2D-2011	950433		
92809483004	**BOW-PT-06**	SM 4500-S2D-2011	950433		
92809483005	**BOW-INW-01**	SM 4500-S2D-2011	950631		
92809483006	**BOW-AP1-FD-01**	SM 4500-S2D-2011	950433		
92809483007	**BOW-AP1-FB-01**	SM 4500-S2D-2011	950631		
92809483008	**BOW-AP1-EB-01**	SM 4500-S2D-2011	950631		
92809483001	**BOW-PT-02**	EPA 300.0 Rev 2.1 1993	950218		
92809483002	**BOW-PT-04**	EPA 300.0 Rev 2.1 1993	950218		
92809483003	**BOW-PT-05**	EPA 300.0 Rev 2.1 1993	950218		
92809483004	**BOW-PT-06**	EPA 300.0 Rev 2.1 1993	950218		
92809483005	**BOW-INW-01**	EPA 300.0 Rev 2.1 1993	950218		
92809483006	**BOW-AP1-FD-01**	EPA 300.0 Rev 2.1 1993	950218		
92809483007	**BOW-AP1-FB-01**	EPA 300.0 Rev 2.1 1993	950218		
92809483008	**BOW-AP1-EB-01**	EPA 300.0 Rev 2.1 1993	950220		

This report shall not be reproduced, except in full,
without the written consent of Pace Analytical Services, LLC.

Pace Analytical Services, LLC
9800 Kincey Ave. Suite 100
Huntersville, NC 28078
(704)875-9092

QUALITY CONTROL DATA CROSS REFERENCE TABLE

Project: Bowen AP-1-CA-Post Inj #2-WK1
Pace Project No.: 92809483

Lab ID	Sample ID	QC Batch Method	QC Batch	Analytical Method	Analytical Batch
92809483001	**BOW-PT-02**	EPA 3005A	950278	EPA 6020B	950746
92809483002	**BOW-PT-04**	EPA 3005A	950278	EPA 6020B	950746
92809483003	**BOW-PT-05**	EPA 3005A	950278	EPA 6020B	950746
92809483004	**BOW-PT-06**	EPA 3005A	950278	EPA 6020B	950746
92809483005	**BOW-INW-01**	EPA 3005A	950278	EPA 6020B	950746
92809483006	**BOW-AP1-FD-01**	EPA 3005A	950278	EPA 6020B	950746
92809483007	**BOW-AP1-FB-01**	EPA 3005A	950278	EPA 6020B	950746
92809483008	**BOW-AP1-EB-01**	EPA 3005A	950278	EPA 6020B	950746
92809483001	**BOW-PT-02**	EPA 7470A	950623	EPA 7470A	951215
92809483002	**BOW-PT-04**	EPA 7470A	950623	EPA 7470A	951215
92809483003	**BOW-PT-05**	EPA 7470A	950623	EPA 7470A	951215
92809483004	**BOW-PT-06**	EPA 7470A	950623	EPA 7470A	951215
92809483005	**BOW-INW-01**	EPA 7470A	950623	EPA 7470A	951215
92809483006	**BOW-AP1-FD-01**	EPA 7470A	950623	EPA 7470A	951215
92809483007	**BOW-AP1-FB-01**	EPA 7470A	950623	EPA 7470A	951215
92809483008	**BOW-AP1-EB-01**	EPA 7470A	950623	EPA 7470A	951215

This report shall not be reproduced, except in full,
without the written consent of Pace Analytical Services, LLC.

Pace® Location Requested (City/State):

Pace Analytical Charlotte
9800 Kincey Ave. Suite 100, Huntersville, NC 28078

CHAIN-OF-CUSTODY Analytical Request Document

Chain-of-Custody is a LEGAL DOCUMENT - Complete all relevant fields

LAB USE ONLY- Affix Workorder/Login Label Here

WO# : 92809483

92809483

Company Name: Georgia Power - Bowen

Street Address: 241 Ralph McGill Blvd NE, Bin 10160, Atlanta, GA 30308

Customer Project #:

Project Name: Bowen AP-1 CA Post-Injection #2 Week 1

Site Collection Info/Facility ID (as applicable):

Contact/Report To: Kristen Jurinko, Mintao Lu, Marty Crook

Phone #: (470) 217-0008

E-Mail: knjurink@southernco.com

Cc E-Mail: Laura Midkiff, Ben Hodges, Mike Smilley, Noella Gangi

Invoice to: Account Payable

Invoice E-mail: georglapowerinvoices@southernco.com

Purchase Order # (If applicable): GPC95642-0004

Quote #:

Time Zone Collected: [ ] AK [ ] PT [ ] MT [ ] CT [X] ET

County / State origin of sample(s): Georgia

Data Deliverables: [ ] Level II [ ] Level III [ ] Level IV [ ] EQUIS [ ] Other

Regulatory Program (DW, RCRA, etc.) as applicable: Reportable [ ] Yes [ ] No

Rush (Pre-approval required): [ ] Same Day [ ] 1 Day [ ] 2 Day [ ] 3 Day Other _____

Date Results Requested:

DW PWSID # or WW Permit # as applicable:

Field Filtered (if applicable): [ ] Yes [ ] No

Analysis:

* Matrix Codes (Insert in Matrix box below): Drinking Water (DW), Ground Water (GW), Wastewater (WW), Product (P), Soil/Solid (SS), Oil (OL), Wipe (WP), Tissue (TS), Bioassay (B), Vapor (V), Surface Water (SW), Sediment (SED), Sludge (SL), Caulk (CK), Leachate (LL), Biosolid (BS), Other (OT)

Specify Container Size **: (1) 1L, (2) 500mL, (3) 250mL, (4) 125mL, (5) 100mL, (6) 40mL vial, (7) EnCore, (8) TerraCore, (9) 90mL, (10) Other

*** Preservative Types: (1) None, (2) HNO3, (3) H2SO4, (4) HCl, (5) NaOH, (6) Zn Acetate, (7) NaHSO4, (8) Sod. Thiosulfate, (9) Ascorbic Acid, (10) MeOH, (11) Other

Lab Use Only: Proj. Mgr: Bonnie Vang; AcctNum / Client ID:; Table #:; Profile / Template: 16507; Prelog / Bottle Ord. ID: EZ ~~9869077~~ 3252077

Customer Sample ID	Matrix *	Comp / Grab	Composite Start Date	Composite Start Time	Collected or Composite End Date	Collected or Composite End Time	# Cont.	Residual Chlorine Result	Residual Chlorine Units	2320B Total Alkalinity, Bicarbonate Alkalinity	2540C Total Dissolved Solids	300.0-F-, SO_4^{2-}, Cl-	4500S2D Sulfide	*Appendix III, IV + Additional Metals	Sample Comment	Preservation non-conformance identified for sample
BOW-PT-02	WG	G			7/24/25	1128	6			X	X	X	X	X		
BOW-PT-04	WG	G			7/23/25	1315	6			X	X	X	X	X		
BOW-PT-05	WG	G			7/23/25	1120	6			X	X	X	X	X		
BOW-PT-06	WG	G			7/23/25	1111	6			X	X	X	X	X		
BOW-INW-01	WG	G			7/24/25	1140	6			X	X	X	X	X		
BOW-AP1-FD-01	WG	G			7/23/25	—	6			X	X	X	X	X		
BOW-AP1-FB-01	WQ	G			7/24/25	1243	6			X	X	X	X	X		
BOW-AP1-EB-01	WQ	G			7/24/25	1258	6			X	X	X	X	X		

Identify Container Preservative Type***: 3 2 3 4 3 / 1 1 1 5+6 2

Analysis Requested

Additional Instructions from Pace® :

Task Code: BOW-CCR-CA-20250723

*Appendix III: Boron, Calcium, Chloride, Fluoride, Sulfate, TDS

*Appendix IV: Antimony, Arsenic, Barium, Beryllium, Cadmium, Chromium, Cobalt, Fluoride, Lead, Lithium, Mercury, Molybdenum, Selenium, Thallium

*Additional Metals: Iron, Magnesium, Manganese, Potassium, Sodium

Collected By: Printed Name: Jay Siewert, Shannon Northen

Signature

ENSAFE

Customer Remarks / Special Conditions / Possible Hazards:

Coolers: Thermometer ID: Correction Factor (°C): Obs. Temp. (°C): Corrected Temp. (°C): [ ] On Ice

Relinquished by/Company: (Signature)	Date/Time:	Received by/Company: (Signature)	Date/Time:
EnSafe	7/25/25 0833	Ryan Williams / Pace	7/25/25 0833
Ryan Williams / Pace	7/25/25 1250	[signature]	7/25/25 1250

Tracking Number:

Delivered by: [ ] In-Person [ ] Courier [ ] FedEx [ ] UPS [ ] Other

Page: 1 of 1

Submitting a sample via this chain of custody constitutes acknowledgment and acceptance of the Pace® Terms and Conditions found at https://www.pacelabs.com/resource-library/resource/pace-terms-and-conditions/

ENV-FRM-CORQ-0019_v02_110123 ©

Pace ANALYTICAL SERVICES	DC#_Title: ENV-FRM-HUN1-0083 v05_Sample Condition Upon Receipt
	Effective Date: 05/24/2024

Laboratory receiving samples:
Asheville ☐ Eden ☐ Greenwood ☐ Huntersville ☐ Raleigh ☐ Mechanicsville ☐ Atlanta ☑ Kernersville ☐

Sample Condition Upon Receipt

Client Name: Georgia Power

Project #: WO#:92809483

PM: BV Due Date: 08/08/25
CLIENT: 92-GP-BOWLF

Courier: ☐ Commercial ☐ Fed Ex ☐ UPS ☐ USPS ☐ Client ☑ Pace ☐ Other:____

Custody Seal Present? ☐ Yes ☑ No **Seals Intact?** ☐ Yes ☐ No ☑ N/A

Date/Initials Person Examining Contents: 7/25/25 (DA)

Packing Material: ☑ Bubble Wrap ☐ Bubble Bags ☐ None ☐ Other

Biological Tissue Frozen? ☐ Yes ☐ No ☑ N/A

Thermometer: ☑ IR Gun ID: 083

Type of Ice: ☑ Wet ☐ Blue ☐ None

Cooler Temp: 1.8 **Correction Factor:** Add/Subtract (°C) ~0.1

Temp should be above freezing to 6°C
☐ Samples out of temp criteria. Samples on ice, cooling process has begun

Cooler Temp Corrected (°C): 1.7

USDA Regulated Soil (☐ N/A, water sample)
Did samples originate in a quarantine zone within the United States: CA, NY, or SC (check maps)? ☐ Yes ☐ No

Did samples originate from a foreign source (internationally, including Hawaii and Puerto Rico)? ☐ Yes ☐ No

				Comments/Discrepancy:
Chain of Custody Present?	☑ Yes	☐ No	☐ N/A	1.
Samples Arrived within Hold Time?	☑ Yes	☐ No	☐ N/A	2.
Short Hold Time Analysis (<72 hr.)?	☐ Yes	☑ No	☐ N/A	3.
Rush Turn Around Time Requested?	☐ Yes	☑ No	☐ N/A	4.
Sufficient Volume?	☑ Yes	☐ No	☐ N/A	5.
Correct Containers Used?	☑ Yes	☐ No	☐ N/A	6.
-Pace Containers Used?	☑ Yes	☐ No	☐ N/A	
Containers Intact?	☑ Yes	☐ No	☐ N/A	7.
Dissolved analysis: Samples Field Filtered?	☐ Yes	☐ No	☑ N/A	8.
Sample Labels Match COC?	☑ Yes	☐ No	☐ N/A	9.
-Includes Date/Time/ID/Analysis Matrix: W				
Headspace in VOA Vials (>5-6mm)?	☐ Yes	☐ No	☑ N/A	10.
Trip Blank Present?	☐ Yes	☐ No	☑ N/A	11.
Trip Blank Custody Seals Present?	☐ Yes	☐ No	☑ N/A	

COMMENTS/SAMPLE DISCREPANCY

Field Data Required? ☐ Yes ☐ No

Lot ID of split containers:

CLIENT NOTIFICATION/RESOLUTION

Person contacted: _____ Date/Time: _____

Project Manager SCURF Review: _____ **Date:** _____

Project Manager SRF Review: _____ **Date:** _____

Pace ANALYTICAL SERVICES

DC#_Title: ENV-FRM-HUN1-0083 v05_Sample Condition Upon Receipt

Effective Date: 05/24/2024

*Check mark top half of box if pH and/or dechlorination is verified and within the acceptance range for preservation samples.
Exceptions: VOA, Coliform, TOC, Oil and Grease, DRO/8015 (water) DOC, LLHg
**Bottom half of box is to list number of bottles
***Check all unpreserved Nitrates for chlorine

Project # WO#: 92809483
PM: BV Due Date: 08/08/25
CLIENT: 92-GP-BOWLF

Laboratory Receiving Location: Asheville ☐ Eden ☐ Greenwood ☐ Huntersville ☐ Raleigh ☐ Mechanicsville ☐ Atlanta ☐ Kernersville ☐

Client_____ Profile/EZ (Circle one)_____ Notes_____

Item#	BP4U-125 mL Plastic Unpreserved (N/A) (Cl-)	BP3U-250 mL Plastic Unpreserved (N/A)	BP2U-500 mL Plastic Unpreserved (N/A)	BP1U-1 liter Plastic Unpreserved (N/A)		BP4S-125 mL Plastic H2SO4 (pH < 2) (Cl-)	BP3N-250 mL Plastic HNO3 (pH < 2)	BP4Z-125 mL Plastic ZN Acetate & NaOH (>9)	BP4B-125 mL Plastic NaOH (pH > 12) (Cl-)	WGFU-Wide-mouthed Glass jar Unpreserved	AG1U-1 liter Amber Unpreserved (N/A) (Cl-)	AG1H-1 liter Amber HCl (pH < 2)	AG3U-250 mL Amber Unpreserved (N/A) (Cl-)	AG1S-1 liter Amber H2SO4 (pH < 2)	AG3S-250 mL Amber H2SO4 (pH < 2)	DG94-40 mL Amber NH4Cl (N/A)(Cl-)	DG9H-40 mL VOA HCl (N/A)	VG9T-40 mL VOA Na2S2O3 (N/A)	VG9U-40 mL VOA Unpreserved (N/A)	DG9V-40 mL VOA H3PO4 (N/A)	KP7U-50 mL Plastic Unpreserved (N/A)	V/GK (3 vials per kit)-VPH/Gas kit (N/A)	SP5T-125 mL Sterile Plastic (N/A – lab)	SP2T-250 mL Sterile Plastic (N/A – lab)		BP3R-250 mL Plastic (NH2)2SO4 (9.3-9.7)	AG0U-100 mL Amber Unpreserved (N/A) (Cl-)	VSGU-20 mL Scintillation vials (N/A)	DG9U-40 mL Amber Unpreserved vials (N/A)
CC																													
1		2	1				2	1																					
2		2	1				2	1																					
3		2	1				2	1																					
4		2	1				2	1																					
5		2	1				2	1																					
6		2	1				2	1																					
7		2	1				2	1																					
8		2	1				2	1																					
9																													
10																													
11																													
12																													

pH Adjustment Log for Preserved Samples

Sample ID	Type of Preservative	pH upon receipt	Date preservation adjusted	Time preservation adjusted	Amount of Preservative added	Lot #

Note: Whenever there is a discrepancy affecting North Carolina compliance samples, a copy of this form will be sent to the North Carolina DENR Certification Office (i.e. Out of hold, incorrect preservative, out of temp, incorrect containers.

Pace Analytical Services, LLC
9800 Kincey Ave. Suite 100
Huntersville, NC 28078
(704)875-9092

August 15, 2025

Kristen Jurinko
Southern Co.
241 Ralph McGill Blvd NE
Bin 10160
Atlanta, GA 30308

RE: Project: Bowen AP-1-CA-Post Inject#2WK2
Pace Project No.: 92810475

Dear Kristen Jurinko:

Enclosed are the analytical results for sample(s) received by the laboratory on August 01, 2025. The results relate only to the samples included in this report. Results reported herein conform to the applicable TNI/NELAC Standards and the laboratory's Quality Manual, where applicable, unless otherwise noted in the body of the report.

The test results provided in this final report were generated by each of the following laboratories within the Pace Network:

- Pace Analytical Services - Asheville
- Pace Analytical Services - West Columbia

Revision 1: Lead removed from report.

If you have any questions concerning this report, please feel free to contact me.

Sincerely,

Bonnie Vang

Bonnie Vang
bonnie.vang@pacelabs.com
704-977-0968
Project Manager

Enclosures

cc: Marty Crook, Geosyntec Consultants
Whitney Law, Geosyntec
Mintao Lu, Geosyntec
Laura Midkiff, Southern Co.
Caroline Nelson, Geosyntec
Kevin Stephenson, Southern Company

REPORT OF LABORATORY ANALYSIS

This report shall not be reproduced, except in full,
without the written consent of Pace Analytical Services, LLC.

Pace Analytical Services, LLC
9800 Kincey Ave. Suite 100
Huntersville, NC 28078
(704)875-9092

CERTIFICATIONS

Project:	Bowen AP-1-CA-Post Inject#2WK2
Pace Project No.:	92810475

Pace Analytical Services Asheville

2225 Riverside Drive, Asheville, NC 28804
Florida/NELAP Certification #: E87648
North Carolina Drinking Water Certification #: 37712
North Carolina Wastewater Certification #: 40
South Carolina Laboratory ID: 99030
South Carolina Certification #: 99030001
Virginia/VELAP Certification #: 460222

Pace Analytical Services West Columbia

106 Vantage Point Drive, West Columbia, SC 29172
Alaska Dept. of Energy Conservation, Cert# 20-002
California ELAP, cert# 3049
DoD, DoD QSM V5.4, cert# I.2224
DOE, DoD/DOE QSM V5.4, cert# I.2224.01
Florida, Dept. of Health, cert# E87653-70
Georgia, Env. Protection Division, cert# E87653
Illinois, EPA NELAP, cert# 2000552024-9
Kansas, Dept. of Health and Environment, cert# E-10417
Kentucky, Dept. for Env. Protection, UST, cert# 103582
Kentucky, Dept. for Env. Protection, cert# 98037
Louisiana, Dept. of Environmental Quality, cert# 5125
North Carolina, DEQ, Water Resources, cert# 329
New Jersey, Dept. of Env. Protection, cert# NLC 240005
Oklahoma, Dept. of Env. Quality, cert# 2023-175
Oregon, ELAP, cert# 4181-006
Pennsylvania, Dept. of Env. Protection, cert# 003
South Carolina, Dept. of Env. Services, cert# 32010001
Texas, Commission on Env. Quality, cert# TX-C24-00083
Virginia, Dept. of General Services, cert# 13080
Wisconsin, Dept. of Natural Resources, cert# 399136100

This report shall not be reproduced, except in full,
without the written consent of Pace Analytical Services, LLC.

Pace Analytical Services, LLC
9800 Kincey Ave. Suite 100
Huntersville, NC 28078
(704)875-9092

SAMPLE SUMMARY

Project: Bowen AP-1-CA-Post Inject#2WK2
Pace Project No.: 92810475

Lab ID	Sample ID	Matrix	Date Collected	Date Received
92810475001	**BOW-PT-02**	Water	07/30/25 11:10	08/01/25 11:06
92810475002	**BOW-PT-04**	Water	07/30/25 14:10	08/01/25 11:06
92810475003	**BOW-PT-05**	Water	07/30/25 12:07	08/01/25 11:06
92810475004	**BOW-PT-06**	Water	07/30/25 14:00	08/01/25 11:06
92810475005	**BOW-INW-01**	Water	07/30/25 12:40	08/01/25 11:06
92810475006	**BOW-AP1-FD-01**	Water	07/30/25 00:00	08/01/25 11:06
92810475007	**BOW-AP1-FB-01**	Water	07/30/25 15:40	08/01/25 11:06
92810475008	**BOW-AP1-EB-01**	Water	07/30/25 15:35	08/01/25 11:06

This report shall not be reproduced, except in full,
without the written consent of Pace Analytical Services, LLC.

Pace Analytical Services, LLC
9800 Kincey Ave. Suite 100
Huntersville, NC 28078
(704)875-9092

SAMPLE ANALYTE COUNT

Project: Bowen AP-1-CA-Post Inject#2WK2
Pace Project No.: 92810475

Lab ID	Sample ID	Method	Analysts	Analytes Reported
92810475001	**BOW-PT-02**	SM 2320B-2011	SMS	2
		EPA 300.0 Rev 2.1 1993	JCM	2
		EPA 6020B	CBP, JJM1	8
92810475002	**BOW-PT-04**	SM 2320B-2011	SMS	2
		EPA 300.0 Rev 2.1 1993	JCM	2
		EPA 6020B	CBP, JJM1	8
92810475003	**BOW-PT-05**	SM 2320B-2011	SMS	2
		EPA 300.0 Rev 2.1 1993	JCM	2
		EPA 6020B	CBP, JJM1	8
92810475004	**BOW-PT-06**	SM 2320B-2011	SMS	2
		EPA 300.0 Rev 2.1 1993	JCM	2
		EPA 6020B	CBP, JJM1	8
92810475005	**BOW-INW-01**	SM 2320B-2011	SMS	2
		EPA 300.0 Rev 2.1 1993	JCM	2
		EPA 6020B	CBP, JJM1	8
92810475006	**BOW-AP1-FD-01**	SM 2320B-2011	SMS	2
		EPA 300.0 Rev 2.1 1993	JCM	2
		EPA 6020B	CBP, JJM1	8
92810475007	**BOW-AP1-FB-01**	SM 2320B-2011	SMS	2
		EPA 300.0 Rev 2.1 1993	JCM	2
		EPA 6020B	CBP, JJM1	8
92810475008	**BOW-AP1-EB-01**	SM 2320B-2011	SMS	2
		EPA 300.0 Rev 2.1 1993	JCM	2
		EPA 6020B	CBP, JJM1	8

PASI-A = Pace Analytical Services - Asheville
PASI-WC = Pace Analytical Services - West Columbia

This report shall not be reproduced, except in full,
without the written consent of Pace Analytical Services, LLC.

Pace Analytical Services, LLC
9800 Kincey Ave. Suite 100
Huntersville, NC 28078
(704)875-9092

SUMMARY OF DETECTION

Project: Bowen AP-1-CA-Post Inject#2WK2
Pace Project No.: 92810475

Lab Sample ID Method	Client Sample ID Parameters	Result	Units	Report Limit	Analyzed	Qualifiers
92810475001	**BOW-PT-02**					
SM 2320B-2011	Alkalinity,Bicarbonate (CaCO3)	199	mg/L	5.0	08/07/25 20:15	
SM 2320B-2011	Alkalinity, Total as CaCO3	199	mg/L	5.0	08/07/25 20:15	
EPA 300.0 Rev 2.1 1993	Chloride	262	mg/L	6.0	08/03/25 01:51	
EPA 300.0 Rev 2.1 1993	Sulfate	254	mg/L	6.0	08/03/25 01:51	
EPA 6020B	Boron	7.4	mg/L	2.0	08/06/25 11:40	
EPA 6020B	Calcium	244	mg/L	20.0	08/06/25 11:40	
EPA 6020B	Cobalt	0.0045J	mg/L	0.0050	08/05/25 16:06	
EPA 6020B	Iron	4.6	mg/L	0.040	08/05/25 16:06	
EPA 6020B	Magnesium	37.2	mg/L	0.050	08/05/25 16:06	
EPA 6020B	Molybdenum	0.046	mg/L	0.010	08/05/25 16:06	
EPA 6020B	Potassium	6.9	mg/L	0.40	08/05/25 16:06	
EPA 6020B	Sodium	59.6	mg/L	0.40	08/05/25 16:06	
92810475002	**BOW-PT-04**					
SM 2320B-2011	Alkalinity,Bicarbonate (CaCO3)	263	mg/L	5.0	08/08/25 10:35	
SM 2320B-2011	Alkalinity, Total as CaCO3	263	mg/L	5.0	08/08/25 10:35	
EPA 300.0 Rev 2.1 1993	Chloride	196	mg/L	5.0	08/03/25 02:35	
EPA 300.0 Rev 2.1 1993	Sulfate	209	mg/L	5.0	08/03/25 02:35	
EPA 6020B	Boron	6.2	mg/L	2.0	08/06/25 11:50	
EPA 6020B	Calcium	164	mg/L	20.0	08/06/25 11:50	
EPA 6020B	Cobalt	0.0085	mg/L	0.0050	08/05/25 16:10	
EPA 6020B	Iron	3.6	mg/L	0.040	08/05/25 16:10	
EPA 6020B	Magnesium	33.1	mg/L	0.050	08/05/25 16:10	
EPA 6020B	Molybdenum	0.025	mg/L	0.010	08/05/25 16:10	
EPA 6020B	Potassium	6.3	mg/L	0.40	08/05/25 16:10	
EPA 6020B	Sodium	103	mg/L	20.0	08/06/25 11:50	
92810475003	**BOW-PT-05**					
SM 2320B-2011	Alkalinity,Bicarbonate (CaCO3)	179	mg/L	5.0	08/07/25 20:36	
SM 2320B-2011	Alkalinity, Total as CaCO3	179	mg/L	5.0	08/07/25 20:36	
EPA 300.0 Rev 2.1 1993	Chloride	259	mg/L	6.0	08/03/25 02:50	
EPA 300.0 Rev 2.1 1993	Sulfate	256	mg/L	6.0	08/03/25 02:50	
EPA 6020B	Boron	7.6	mg/L	2.0	08/06/25 12:01	
EPA 6020B	Calcium	250	mg/L	20.0	08/06/25 12:01	
EPA 6020B	Cobalt	0.010	mg/L	0.0050	08/05/25 16:15	
EPA 6020B	Iron	6.0	mg/L	0.040	08/05/25 16:15	
EPA 6020B	Magnesium	43.7	mg/L	0.050	08/05/25 16:15	
EPA 6020B	Molybdenum	0.023	mg/L	0.010	08/05/25 16:15	
EPA 6020B	Potassium	6.2	mg/L	0.40	08/05/25 16:15	
EPA 6020B	Sodium	42.6	mg/L	0.40	08/05/25 16:15	
92810475004	**BOW-PT-06**					
SM 2320B-2011	Alkalinity,Bicarbonate (CaCO3)	186	mg/L	5.0	08/07/25 20:55	
SM 2320B-2011	Alkalinity, Total as CaCO3	186	mg/L	5.0	08/07/25 20:55	
EPA 300.0 Rev 2.1 1993	Chloride	508	mg/L	12.0	08/03/25 03:04	M1
EPA 300.0 Rev 2.1 1993	Sulfate	374	mg/L	12.0	08/03/25 03:04	M1
EPA 6020B	Boron	10.2	mg/L	2.0	08/06/25 12:11	
EPA 6020B	Calcium	370	mg/L	20.0	08/06/25 12:11	
EPA 6020B	Cobalt	0.0046J	mg/L	0.0050	08/05/25 16:19	

This report shall not be reproduced, except in full,
without the written consent of Pace Analytical Services, LLC.

Pace Analytical Services, LLC
9800 Kincey Ave. Suite 100
Huntersville, NC 28078
(704)875-9092

SUMMARY OF DETECTION

Project: Bowen AP-1-CA-Post Inject#2WK2
Pace Project No.: 92810475

Lab Sample ID Method	Client Sample ID Parameters	Result	Units	Report Limit	Analyzed	Qualifiers
92810475004	**BOW-PT-06**					
EPA 6020B	Iron	9.6	mg/L	0.040	08/05/25 16:19	
EPA 6020B	Magnesium	89.3	mg/L	2.5	08/06/25 12:11	
EPA 6020B	Molybdenum	0.0082J	mg/L	0.010	08/05/25 16:19	
EPA 6020B	Potassium	9.9	mg/L	0.40	08/05/25 16:19	
EPA 6020B	Sodium	91.1	mg/L	20.0	08/06/25 12:11	
92810475005	**BOW-INW-01**					
SM 2320B-2011	Alkalinity,Bicarbonate (CaCO3)	210	mg/L	5.0	08/07/25 21:06	
SM 2320B-2011	Alkalinity, Total as CaCO3	210	mg/L	5.0	08/07/25 21:06	
EPA 300.0 Rev 2.1 1993	Chloride	331	mg/L	8.0	08/03/25 03:48	
EPA 300.0 Rev 2.1 1993	Sulfate	308	mg/L	8.0	08/03/25 03:48	
EPA 6020B	Boron	9.5	mg/L	2.0	08/06/25 12:21	
EPA 6020B	Calcium	309	mg/L	20.0	08/06/25 12:21	
EPA 6020B	Cobalt	0.0075	mg/L	0.0050	08/05/25 16:23	
EPA 6020B	Iron	6.1	mg/L	0.040	08/05/25 16:23	
EPA 6020B	Magnesium	44.2	mg/L	0.050	08/05/25 16:23	
EPA 6020B	Molybdenum	0.051	mg/L	0.010	08/05/25 16:23	
EPA 6020B	Potassium	8.4	mg/L	0.40	08/05/25 16:23	
EPA 6020B	Sodium	74.6	mg/L	20.0	08/06/25 12:21	
92810475006	**BOW-AP1-FD-01**					
SM 2320B-2011	Alkalinity,Bicarbonate (CaCO3)	180	mg/L	5.0	08/07/25 21:19	
SM 2320B-2011	Alkalinity, Total as CaCO3	180	mg/L	5.0	08/07/25 21:19	
EPA 300.0 Rev 2.1 1993	Chloride	260	mg/L	6.0	08/03/25 04:03	
EPA 300.0 Rev 2.1 1993	Sulfate	257	mg/L	6.0	08/03/25 04:03	
EPA 6020B	Boron	7.9	mg/L	2.0	08/06/25 12:31	
EPA 6020B	Calcium	247	mg/L	20.0	08/06/25 12:31	
EPA 6020B	Cobalt	0.010	mg/L	0.0050	08/05/25 16:28	
EPA 6020B	Iron	5.8	mg/L	0.040	08/05/25 16:28	
EPA 6020B	Magnesium	45.2	mg/L	0.050	08/05/25 16:28	
EPA 6020B	Molybdenum	0.023	mg/L	0.010	08/05/25 16:28	
EPA 6020B	Potassium	6.2	mg/L	0.40	08/05/25 16:28	
EPA 6020B	Sodium	43.6	mg/L	0.40	08/05/25 16:28	
92810475007	**BOW-AP1-FB-01**					
EPA 6020B	Calcium	0.25J	mg/L	0.40	08/05/25 16:32	
EPA 6020B	Magnesium	0.012J	mg/L	0.050	08/05/25 16:32	

This report shall not be reproduced, except in full,
without the written consent of Pace Analytical Services, LLC.

Pace Analytical Services, LLC
9800 Kincey Ave. Suite 100
Huntersville, NC 28078
(704)875-9092

ANALYTICAL RESULTS

Project: Bowen AP-1-CA-Post Inject#2WK2
Pace Project No.: 92810475

Sample: BOW-PT-02 **Lab ID: 92810475001** Collected: 07/30/25 11:10 Received: 08/01/25 11:06 Matrix: Water

Parameters	Results	Units	Report Limit	MDL	DF	Prepared	Analyzed	CAS No.	Qual
2320B Alkalinity	Analytical Method: SM 2320B-2011								
	Pace Analytical Services - Asheville								
Alkalinity,Bicarbonate (CaCO3)	**199**	mg/L	5.0	5.0	1		08/07/25 20:15		
Alkalinity, Total as CaCO3	**199**	mg/L	5.0	5.0	1		08/07/25 20:15		
300.0 IC Anions 28 Days	Analytical Method: EPA 300.0 Rev 2.1 1993								
	Pace Analytical Services - Asheville								
Chloride	**262**	mg/L	6.0	3.6	6		08/03/25 01:51	16887-00-6	
Sulfate	**254**	mg/L	6.0	3.0	6		08/03/25 01:51	14808-79-8	
WC 6020B MET ICPMS	Analytical Method: EPA 6020B Preparation Method: EPA 3005A								
	Pace Analytical Services - West Columbia								
Boron	**7.4**	mg/L	2.0	0.31	50	08/04/25 19:25	08/06/25 11:40	7440-42-8	
Calcium	**244**	mg/L	20.0	5.0	50	08/04/25 19:25	08/06/25 11:40	7440-70-2	
Cobalt	**0.0045J**	mg/L	0.0050	0.0012	1	08/04/25 19:25	08/05/25 16:06	7440-48-4	
Iron	**4.6**	mg/L	0.040	0.012	1	08/04/25 19:25	08/05/25 16:06	7439-89-6	
Magnesium	**37.2**	mg/L	0.050	0.010	1	08/04/25 19:25	08/05/25 16:06	7439-95-4	
Molybdenum	**0.046**	mg/L	0.010	0.0025	1	08/04/25 19:25	08/05/25 16:06	7439-98-7	
Potassium	**6.9**	mg/L	0.40	0.10	1	08/04/25 19:25	08/05/25 16:06	7440-09-7	
Sodium	**59.6**	mg/L	0.40	0.15	1	08/04/25 19:25	08/05/25 16:06	7440-23-5	

This report shall not be reproduced, except in full,
without the written consent of Pace Analytical Services, LLC.

Pace Analytical Services, LLC
9800 Kincey Ave. Suite 100
Huntersville, NC 28078
(704)875-9092

ANALYTICAL RESULTS

Project: Bowen AP-1-CA-Post Inject#2WK2
Pace Project No.: 92810475

Sample: BOW-PT-04 **Lab ID: 92810475002** Collected: 07/30/25 14:10 Received: 08/01/25 11:06 Matrix: Water

Parameters	Results	Units	Report Limit	MDL	DF	Prepared	Analyzed	CAS No.	Qual
2320B Alkalinity	Analytical Method: SM 2320B-2011								
	Pace Analytical Services - Asheville								
Alkalinity,Bicarbonate (CaCO3)	**263**	mg/L	5.0	5.0	1		08/08/25 10:35		
Alkalinity, Total as CaCO3	**263**	mg/L	5.0	5.0	1		08/08/25 10:35		
300.0 IC Anions 28 Days	Analytical Method: EPA 300.0 Rev 2.1 1993								
	Pace Analytical Services - Asheville								
Chloride	**196**	mg/L	5.0	3.0	5		08/03/25 02:35	16887-00-6	
Sulfate	**209**	mg/L	5.0	2.5	5		08/03/25 02:35	14808-79-8	
WC 6020B MET ICPMS	Analytical Method: EPA 6020B Preparation Method: EPA 3005A								
	Pace Analytical Services - West Columbia								
Boron	**6.2**	mg/L	2.0	0.31	50	08/04/25 19:25	08/06/25 11:50	7440-42-8	
Calcium	**164**	mg/L	20.0	5.0	50	08/04/25 19:25	08/06/25 11:50	7440-70-2	
Cobalt	**0.0085**	mg/L	0.0050	0.0012	1	08/04/25 19:25	08/05/25 16:10	7440-48-4	
Iron	**3.6**	mg/L	0.040	0.012	1	08/04/25 19:25	08/05/25 16:10	7439-89-6	
Magnesium	**33.1**	mg/L	0.050	0.010	1	08/04/25 19:25	08/05/25 16:10	7439-95-4	
Molybdenum	**0.025**	mg/L	0.010	0.0025	1	08/04/25 19:25	08/05/25 16:10	7439-98-7	
Potassium	**6.3**	mg/L	0.40	0.10	1	08/04/25 19:25	08/05/25 16:10	7440-09-7	
Sodium	**103**	mg/L	20.0	7.5	50	08/04/25 19:25	08/06/25 11:50	7440-23-5	

This report shall not be reproduced, except in full,
without the written consent of Pace Analytical Services, LLC.

Pace Analytical Services, LLC
9800 Kincey Ave. Suite 100
Huntersville, NC 28078
(704)875-9092

ANALYTICAL RESULTS

Project: Bowen AP-1-CA-Post Inject#2WK2
Pace Project No.: 92810475

Sample: BOW-PT-05 **Lab ID: 92810475003** Collected: 07/30/25 12:07 Received: 08/01/25 11:06 Matrix: Water

Parameters	Results	Units	Report Limit	MDL	DF	Prepared	Analyzed	CAS No.	Qual
2320B Alkalinity	Analytical Method: SM 2320B-2011								
	Pace Analytical Services - Asheville								
Alkalinity,Bicarbonate (CaCO3)	**179**	mg/L	5.0	5.0	1		08/07/25 20:36		
Alkalinity, Total as CaCO3	**179**	mg/L	5.0	5.0	1		08/07/25 20:36		
300.0 IC Anions 28 Days	Analytical Method: EPA 300.0 Rev 2.1 1993								
	Pace Analytical Services - Asheville								
Chloride	**259**	mg/L	6.0	3.6	6		08/03/25 02:50	16887-00-6	
Sulfate	**256**	mg/L	6.0	3.0	6		08/03/25 02:50	14808-79-8	
WC 6020B MET ICPMS	Analytical Method: EPA 6020B Preparation Method: EPA 3005A								
	Pace Analytical Services - West Columbia								
Boron	**7.6**	mg/L	2.0	0.31	50	08/04/25 19:25	08/06/25 12:01	7440-42-8	
Calcium	**250**	mg/L	20.0	5.0	50	08/04/25 19:25	08/06/25 12:01	7440-70-2	
Cobalt	**0.010**	mg/L	0.0050	0.0012	1	08/04/25 19:25	08/05/25 16:15	7440-48-4	
Iron	**6.0**	mg/L	0.040	0.012	1	08/04/25 19:25	08/05/25 16:15	7439-89-6	
Magnesium	**43.7**	mg/L	0.050	0.010	1	08/04/25 19:25	08/05/25 16:15	7439-95-4	
Molybdenum	**0.023**	mg/L	0.010	0.0025	1	08/04/25 19:25	08/05/25 16:15	7439-98-7	
Potassium	**6.2**	mg/L	0.40	0.10	1	08/04/25 19:25	08/05/25 16:15	7440-09-7	
Sodium	**42.6**	mg/L	0.40	0.15	1	08/04/25 19:25	08/05/25 16:15	7440-23-5	

This report shall not be reproduced, except in full,
without the written consent of Pace Analytical Services, LLC.

Pace Analytical Services, LLC
9800 Kincey Ave. Suite 100
Huntersville, NC 28078
(704)875-9092

ANALYTICAL RESULTS

Project: Bowen AP-1-CA-Post Inject#2WK2
Pace Project No.: 92810475

Sample: BOW-PT-06 **Lab ID: 92810475004** Collected: 07/30/25 14:00 Received: 08/01/25 11:06 Matrix: Water

Parameters	Results	Units	Report Limit	MDL	DF	Prepared	Analyzed	CAS No.	Qual
2320B Alkalinity	Analytical Method: SM 2320B-2011								
	Pace Analytical Services - Asheville								
Alkalinity,Bicarbonate (CaCO3)	**186**	mg/L	5.0	5.0	1		08/07/25 20:55		
Alkalinity, Total as CaCO3	**186**	mg/L	5.0	5.0	1		08/07/25 20:55		
300.0 IC Anions 28 Days	Analytical Method: EPA 300.0 Rev 2.1 1993								
	Pace Analytical Services - Asheville								
Chloride	**508**	mg/L	12.0	7.2	12		08/03/25 03:04	16887-00-6	M1
Sulfate	**374**	mg/L	12.0	6.0	12		08/03/25 03:04	14808-79-8	M1
WC 6020B MET ICPMS	Analytical Method: EPA 6020B Preparation Method: EPA 3005A								
	Pace Analytical Services - West Columbia								
Boron	**10.2**	mg/L	2.0	0.31	50	08/04/25 19:25	08/06/25 12:11	7440-42-8	
Calcium	**370**	mg/L	20.0	5.0	50	08/04/25 19:25	08/06/25 12:11	7440-70-2	
Cobalt	**0.0046J**	mg/L	0.0050	0.0012	1	08/04/25 19:25	08/05/25 16:19	7440-48-4	
Iron	**9.6**	mg/L	0.040	0.012	1	08/04/25 19:25	08/05/25 16:19	7439-89-6	
Magnesium	**89.3**	mg/L	2.5	0.50	50	08/04/25 19:25	08/06/25 12:11	7439-95-4	
Molybdenum	**0.0082J**	mg/L	0.010	0.0025	1	08/04/25 19:25	08/05/25 16:19	7439-98-7	
Potassium	**9.9**	mg/L	0.40	0.10	1	08/04/25 19:25	08/05/25 16:19	7440-09-7	
Sodium	**91.1**	mg/L	20.0	7.5	50	08/04/25 19:25	08/06/25 12:11	7440-23-5	

This report shall not be reproduced, except in full,
without the written consent of Pace Analytical Services, LLC.

Pace Analytical Services, LLC
9800 Kincey Ave. Suite 100
Huntersville, NC 28078
(704)875-9092

ANALYTICAL RESULTS

Project: Bowen AP-1-CA-Post Inject#2WK2
Pace Project No.: 92810475

Sample: BOW-INW-01 **Lab ID: 92810475005** Collected: 07/30/25 12:40 Received: 08/01/25 11:06 Matrix: Water

Parameters	Results	Units	Report Limit	MDL	DF	Prepared	Analyzed	CAS No.	Qual
2320B Alkalinity	Analytical Method: SM 2320B-2011								
	Pace Analytical Services - Asheville								
Alkalinity,Bicarbonate (CaCO3)	**210**	mg/L	5.0	5.0	1		08/07/25 21:06		
Alkalinity, Total as CaCO3	**210**	mg/L	5.0	5.0	1		08/07/25 21:06		
300.0 IC Anions 28 Days	Analytical Method: EPA 300.0 Rev 2.1 1993								
	Pace Analytical Services - Asheville								
Chloride	**331**	mg/L	8.0	4.8	8		08/03/25 03:48	16887-00-6	
Sulfate	**308**	mg/L	8.0	4.0	8		08/03/25 03:48	14808-79-8	
WC 6020B MET ICPMS	Analytical Method: EPA 6020B Preparation Method: EPA 3005A								
	Pace Analytical Services - West Columbia								
Boron	**9.5**	mg/L	2.0	0.31	50	08/04/25 19:25	08/06/25 12:21	7440-42-8	
Calcium	**309**	mg/L	20.0	5.0	50	08/04/25 19:25	08/06/25 12:21	7440-70-2	
Cobalt	**0.0075**	mg/L	0.0050	0.0012	1	08/04/25 19:25	08/05/25 16:23	7440-48-4	
Iron	**6.1**	mg/L	0.040	0.012	1	08/04/25 19:25	08/05/25 16:23	7439-89-6	
Magnesium	**44.2**	mg/L	0.050	0.010	1	08/04/25 19:25	08/05/25 16:23	7439-95-4	
Molybdenum	**0.051**	mg/L	0.010	0.0025	1	08/04/25 19:25	08/05/25 16:23	7439-98-7	
Potassium	**8.4**	mg/L	0.40	0.10	1	08/04/25 19:25	08/05/25 16:23	7440-09-7	
Sodium	**74.6**	mg/L	20.0	7.5	50	08/04/25 19:25	08/06/25 12:21	7440-23-5	

This report shall not be reproduced, except in full,
without the written consent of Pace Analytical Services, LLC.

Pace Analytical Services, LLC
9800 Kincey Ave. Suite 100
Huntersville, NC 28078
(704)875-9092

ANALYTICAL RESULTS

Project: Bowen AP-1-CA-Post Inject#2WK2
Pace Project No.: 92810475

Sample: BOW-AP1-FD-01 **Lab ID: 92810475006** Collected: 07/30/25 00:00 Received: 08/01/25 11:06 Matrix: Water

Parameters	Results	Units	Report Limit	MDL	DF	Prepared	Analyzed	CAS No.	Qual
2320B Alkalinity	Analytical Method: SM 2320B-2011								
	Pace Analytical Services - Asheville								
Alkalinity,Bicarbonate (CaCO3)	**180**	mg/L	5.0	5.0	1		08/07/25 21:19		
Alkalinity, Total as CaCO3	**180**	mg/L	5.0	5.0	1		08/07/25 21:19		
300.0 IC Anions 28 Days	Analytical Method: EPA 300.0 Rev 2.1 1993								
	Pace Analytical Services - Asheville								
Chloride	**260**	mg/L	6.0	3.6	6		08/03/25 04:03	16887-00-6	
Sulfate	**257**	mg/L	6.0	3.0	6		08/03/25 04:03	14808-79-8	
WC 6020B MET ICPMS	Analytical Method: EPA 6020B Preparation Method: EPA 3005A								
	Pace Analytical Services - West Columbia								
Boron	**7.9**	mg/L	2.0	0.31	50	08/04/25 19:25	08/06/25 12:31	7440-42-8	
Calcium	**247**	mg/L	20.0	5.0	50	08/04/25 19:25	08/06/25 12:31	7440-70-2	
Cobalt	**0.010**	mg/L	0.0050	0.0012	1	08/04/25 19:25	08/05/25 16:28	7440-48-4	
Iron	**5.8**	mg/L	0.040	0.012	1	08/04/25 19:25	08/05/25 16:28	7439-89-6	
Magnesium	**45.2**	mg/L	0.050	0.010	1	08/04/25 19:25	08/05/25 16:28	7439-95-4	
Molybdenum	**0.023**	mg/L	0.010	0.0025	1	08/04/25 19:25	08/05/25 16:28	7439-98-7	
Potassium	**6.2**	mg/L	0.40	0.10	1	08/04/25 19:25	08/05/25 16:28	7440-09-7	
Sodium	**43.6**	mg/L	0.40	0.15	1	08/04/25 19:25	08/05/25 16:28	7440-23-5	

This report shall not be reproduced, except in full,
without the written consent of Pace Analytical Services, LLC.

Pace Analytical Services, LLC
9800 Kincey Ave. Suite 100
Huntersville, NC 28078
(704)875-9092

ANALYTICAL RESULTS

Project: Bowen AP-1-CA-Post Inject#2WK2
Pace Project No.: 92810475

Sample: BOW-AP1-FB-01 **Lab ID: 92810475007** Collected: 07/30/25 15:40 Received: 08/01/25 11:06 Matrix: Water

Parameters	Results	Units	Report Limit	MDL	DF	Prepared	Analyzed	CAS No.	Qual
2320B Alkalinity	Analytical Method: SM 2320B-2011								
	Pace Analytical Services - Asheville								
Alkalinity,Bicarbonate (CaCO3)	ND	mg/L	5.0	5.0	1		08/07/25 21:30		
Alkalinity, Total as CaCO3	ND	mg/L	5.0	5.0	1		08/07/25 21:30		
300.0 IC Anions 28 Days	Analytical Method: EPA 300.0 Rev 2.1 1993								
	Pace Analytical Services - Asheville								
Chloride	ND	mg/L	1.0	0.60	1		08/02/25 13:10	16887-00-6	
Sulfate	ND	mg/L	1.0	0.50	1		08/02/25 13:10	14808-79-8	
WC 6020B MET ICPMS	Analytical Method: EPA 6020B Preparation Method: EPA 3005A								
	Pace Analytical Services - West Columbia								
Boron	ND	mg/L	0.040	0.0062	1	08/04/25 19:25	08/06/25 12:41	7440-42-8	
Calcium	**0.25J**	mg/L	0.40	0.10	1	08/04/25 19:25	08/05/25 16:32	7440-70-2	
Cobalt	ND	mg/L	0.0050	0.0012	1	08/04/25 19:25	08/05/25 16:32	7440-48-4	
Iron	ND	mg/L	0.040	0.012	1	08/04/25 19:25	08/05/25 16:32	7439-89-6	
Magnesium	**0.012J**	mg/L	0.050	0.010	1	08/04/25 19:25	08/05/25 16:32	7439-95-4	
Molybdenum	ND	mg/L	0.010	0.0025	1	08/04/25 19:25	08/05/25 16:32	7439-98-7	
Potassium	ND	mg/L	0.40	0.10	1	08/04/25 19:25	08/05/25 16:32	7440-09-7	
Sodium	ND	mg/L	0.40	0.15	1	08/04/25 19:25	08/05/25 16:32	7440-23-5	

This report shall not be reproduced, except in full,
without the written consent of Pace Analytical Services, LLC.

Pace Analytical Services, LLC
9800 Kincey Ave. Suite 100
Huntersville, NC 28078
(704)875-9092

ANALYTICAL RESULTS

Project: Bowen AP-1-CA-Post Inject#2WK2
Pace Project No.: 92810475

Sample: BOW-AP1-EB-01 **Lab ID: 92810475008** Collected: 07/30/25 15:35 Received: 08/01/25 11:06 Matrix: Water

Parameters	Results	Units	Report Limit	MDL	DF	Prepared	Analyzed	CAS No.	Qual
2320B Alkalinity	Analytical Method: SM 2320B-2011								
	Pace Analytical Services - Asheville								
Alkalinity,Bicarbonate (CaCO3)	ND	mg/L	5.0	5.0	1		08/07/25 22:21		
Alkalinity, Total as CaCO3	ND	mg/L	5.0	5.0	1		08/07/25 22:21		
300.0 IC Anions 28 Days	Analytical Method: EPA 300.0 Rev 2.1 1993								
	Pace Analytical Services - Asheville								
Chloride	ND	mg/L	1.0	0.60	1		08/02/25 13:25	16887-00-6	
Sulfate	ND	mg/L	1.0	0.50	1		08/02/25 13:25	14808-79-8	
WC 6020B MET ICPMS	Analytical Method: EPA 6020B Preparation Method: EPA 3005A								
	Pace Analytical Services - West Columbia								
Boron	ND	mg/L	0.040	0.0062	1	08/04/25 19:25	08/06/25 12:51	7440-42-8	
Calcium	ND	mg/L	0.40	0.10	1	08/04/25 19:25	08/05/25 16:36	7440-70-2	
Cobalt	ND	mg/L	0.0050	0.0012	1	08/04/25 19:25	08/05/25 16:36	7440-48-4	
Iron	ND	mg/L	0.040	0.012	1	08/04/25 19:25	08/05/25 16:36	7439-89-6	
Magnesium	ND	mg/L	0.050	0.010	1	08/04/25 19:25	08/05/25 16:36	7439-95-4	
Molybdenum	ND	mg/L	0.010	0.0025	1	08/04/25 19:25	08/05/25 16:36	7439-98-7	
Potassium	ND	mg/L	0.40	0.10	1	08/04/25 19:25	08/05/25 16:36	7440-09-7	
Sodium	ND	mg/L	0.40	0.15	1	08/04/25 19:25	08/05/25 16:36	7440-23-5	

This report shall not be reproduced, except in full,
without the written consent of Pace Analytical Services, LLC.

Pace Analytical Services, LLC
9800 Kincey Ave. Suite 100
Huntersville, NC 28078
(704)875-9092

QUALITY CONTROL DATA

Project: Bowen AP-1-CA-Post Inject#2WK2
Pace Project No.: 92810475

QC Batch: 952645
QC Batch Method: SM 2320B-2011
Analysis Method: SM 2320B-2011
Analysis Description: 2320B Alkalinity
Laboratory: Pace Analytical Services - Asheville
Associated Lab Samples: 92810475001, 92810475002, 92810475003, 92810475004, 92810475005, 92810475006, 92810475007

METHOD BLANK: 4895533 Matrix: Water
Associated Lab Samples: 92810475001, 92810475002, 92810475003, 92810475004, 92810475005, 92810475006, 92810475007

Parameter	Units	Blank Result	Reporting Limit	MDL	Analyzed	Qualifiers
Alkalinity, Total as CaCO3	mg/L	ND	5.0	5.0	08/07/25 18:42	
Alkalinity,Bicarbonate (CaCO3)	mg/L	ND	5.0	5.0	08/07/25 18:42	

LABORATORY CONTROL SAMPLE: 4895534

Parameter	Units	Spike Conc.	LCS Result	LCS % Rec	% Rec Limits	Qualifiers
Alkalinity, Total as CaCO3	mg/L	50	50.6	101	80-120	

LABORATORY CONTROL SAMPLE: 4895535

Parameter	Units	Spike Conc.	LCS Result	LCS % Rec	% Rec Limits	Qualifiers
Alkalinity, Total as CaCO3	mg/L	50	51.4	103	80-120	

MATRIX SPIKE & MATRIX SPIKE DUPLICATE: 4895536 4895537

Parameter	Units	92810247003 Result	MS Spike Conc.	MSD Spike Conc.	MS Result	MSD Result	MS % Rec	MSD % Rec	% Rec Limits	RPD	Max RPD	Qual
Alkalinity, Total as CaCO3	mg/L	13.1	50	50	63.3	63.5	100	101	80-120	0	25	

MATRIX SPIKE & MATRIX SPIKE DUPLICATE: 4895538 4895539

Parameter	Units	92810247004 Result	MS Spike Conc.	MSD Spike Conc.	MS Result	MSD Result	MS % Rec	MSD % Rec	% Rec Limits	RPD	Max RPD	Qual
Alkalinity, Total as CaCO3	mg/L	11.8	50	50	62.2	62.3	101	101	80-120	0	25	

Results presented on this page are in the units indicated by the "Units" column except where an alternate unit is presented to the right of the result.

This report shall not be reproduced, except in full,
without the written consent of Pace Analytical Services, LLC.

Pace Analytical Services, LLC
9800 Kincey Ave. Suite 100
Huntersville, NC 28078
(704)875-9092

QUALITY CONTROL DATA

Project: Bowen AP-1-CA-Post Inject#2WK2
Pace Project No.: 92810475

QC Batch: 952646
QC Batch Method: SM 2320B-2011
Analysis Method: SM 2320B-2011
Analysis Description: 2320B Alkalinity
Laboratory: Pace Analytical Services - Asheville
Associated Lab Samples: 92810475008

METHOD BLANK: 4895545 Matrix: Water
Associated Lab Samples: 92810475008

Parameter	Units	Blank Result	Reporting Limit	MDL	Analyzed	Qualifiers
Alkalinity, Total as CaCO3	mg/L	ND	5.0	5.0	08/07/25 22:06	
Alkalinity,Bicarbonate (CaCO3)	mg/L	ND	5.0	5.0	08/07/25 22:06	

LABORATORY CONTROL SAMPLE: 4895546

Parameter	Units	Spike Conc.	LCS Result	LCS % Rec	% Rec Limits	Qualifiers
Alkalinity, Total as CaCO3	mg/L	50	50.7	101	80-120	

LABORATORY CONTROL SAMPLE: 4895547

Parameter	Units	Spike Conc.	LCS Result	LCS % Rec	% Rec Limits	Qualifiers
Alkalinity, Total as CaCO3	mg/L	50	51.0	102	80-120	

MATRIX SPIKE & MATRIX SPIKE DUPLICATE: 4895548 4895549

Parameter	Units	92810475008 Result	MS Spike Conc.	MSD Spike Conc.	MS Result	MSD Result	MS % Rec	MSD % Rec	% Rec Limits	RPD	Max RPD	Qual
Alkalinity, Total as CaCO3	mg/L	ND	50	50	50.1	50.2	100	100	80-120	0	25	

MATRIX SPIKE & MATRIX SPIKE DUPLICATE: 4895550 4895551

Parameter	Units	92810772004 Result	MS Spike Conc.	MSD Spike Conc.	MS Result	MSD Result	MS % Rec	MSD % Rec	% Rec Limits	RPD	Max RPD	Qual
Alkalinity, Total as CaCO3	mg/L	42.6	50	50	91.6	90.8	98	97	80-120	1	25	

Results presented on this page are in the units indicated by the "Units" column except where an alternate unit is presented to the right of the result.

This report shall not be reproduced, except in full,
without the written consent of Pace Analytical Services, LLC.

Pace Analytical Services, LLC
9800 Kincey Ave. Suite 100
Huntersville, NC 28078
(704)875-9092

QUALITY CONTROL DATA

Project: Bowen AP-1-CA-Post Inject#2WK2
Pace Project No.: 92810475

QC Batch: 951623
QC Batch Method: EPA 300.0 Rev 2.1 1993
Analysis Method: EPA 300.0 Rev 2.1 1993
Analysis Description: 300.0 IC Anions
Laboratory: Pace Analytical Services - Asheville
Associated Lab Samples: 92810475001, 92810475002, 92810475003, 92810475004, 92810475005, 92810475006, 92810475007, 92810475008

METHOD BLANK: 4890091
Matrix: Water
Associated Lab Samples: 92810475001, 92810475002, 92810475003, 92810475004, 92810475005, 92810475006, 92810475007, 92810475008

Parameter	Units	Blank Result	Reporting Limit	MDL	Analyzed	Qualifiers
Chloride	mg/L	ND	1.0	0.60	08/02/25 16:54	
Sulfate	mg/L	ND	1.0	0.50	08/02/25 16:54	

LABORATORY CONTROL SAMPLE: 4890092

Parameter	Units	Spike Conc.	LCS Result	LCS % Rec	% Rec Limits	Qualifiers
Chloride	mg/L	50	50.4	101	90-110	
Sulfate	mg/L	50	50.4	101	90-110	

MATRIX SPIKE & MATRIX SPIKE DUPLICATE: 4890093 4890094

Parameter	Units	92810390001 Result	MS Spike Conc.	MSD Spike Conc.	MS Result	MSD Result	MS % Rec	MSD % Rec	% Rec Limits	RPD	Max RPD	Qual
Chloride	mg/L	ND	50	50	48.3	49.6	95	98	90-110	3	10	
Sulfate	mg/L	1.8	50	50	49.9	51.2	96	99	90-110	3	10	

MATRIX SPIKE & MATRIX SPIKE DUPLICATE: 4890095 4890096

Parameter	Units	92810475004 Result	MS Spike Conc.	MSD Spike Conc.	MS Result	MSD Result	MS % Rec	MSD % Rec	% Rec Limits	RPD	Max RPD	Qual
Chloride	mg/L	508	50	50	539	540	61	63	90-110	0	10	M1
Sulfate	mg/L	374	50	50	409	410	71	73	90-110	0	10	M1

Results presented on this page are in the units indicated by the "Units" column except where an alternate unit is presented to the right of the result.

REPORT OF LABORATORY ANALYSIS

This report shall not be reproduced, except in full,
without the written consent of Pace Analytical Services, LLC.

Pace Analytical Services, LLC
9800 Kincey Ave. Suite 100
Huntersville, NC 28078
(704)875-9092

QUALITY CONTROL DATA

Project: Bowen AP-1-CA-Post Inject#2WK2
Pace Project No.: 92810475

QC Batch: 951689
QC Batch Method: EPA 3005A
Analysis Method: EPA 6020B
Analysis Description: WC 6020B MET
Laboratory: Pace Analytical Services - West Columbia
Associated Lab Samples: 92810475001, 92810475002, 92810475003, 92810475004, 92810475005, 92810475006, 92810475007, 92810475008

METHOD BLANK: 4890248
Matrix: Water
Associated Lab Samples: 92810475001, 92810475002, 92810475003, 92810475004, 92810475005, 92810475006, 92810475007, 92810475008

Parameter	Units	Blank Result	Reporting Limit	MDL	Analyzed	Qualifiers
Boron	mg/L	ND	0.040	0.0062	08/06/25 08:58	
Calcium	mg/L	ND	0.40	0.10	08/05/25 15:05	
Cobalt	mg/L	ND	0.0050	0.0012	08/05/25 15:05	
Iron	mg/L	ND	0.040	0.012	08/05/25 15:05	
Magnesium	mg/L	ND	0.050	0.010	08/05/25 15:05	
Molybdenum	mg/L	ND	0.010	0.0025	08/05/25 15:05	
Potassium	mg/L	ND	0.40	0.10	08/05/25 15:05	
Sodium	mg/L	ND	0.40	0.15	08/05/25 15:05	

LABORATORY CONTROL SAMPLE: 4890249

Parameter	Units	Spike Conc.	LCS Result	LCS % Rec	% Rec Limits	Qualifiers
Boron	mg/L	0.1	0.098	98	80-120	
Calcium	mg/L	1	0.95	95	80-120	
Cobalt	mg/L	0.1	0.10	103	80-120	
Iron	mg/L	1	1.0	100	80-120	
Magnesium	mg/L	1	1.0	100	80-120	
Molybdenum	mg/L	0.1	0.098	98	80-120	
Potassium	mg/L	1	0.99	99	80-120	
Sodium	mg/L	1	0.99	99	80-120	

MATRIX SPIKE & MATRIX SPIKE DUPLICATE: 4890250 4890251

Parameter	Units	92810511001 Result	MS Spike Conc.	MSD Spike Conc.	MS Result	MSD Result	MS % Rec	MSD % Rec	% Rec Limits	RPD	Max RPD	Qual
Boron	mg/L	9720 ug/L	0.5	0.5	11.0	11.2	251	300	75-125	2	20	M1
Calcium	mg/L	71300 ug/L	5	5	84.0	83.0	254	234	75-125	1	20	M1
Cobalt	mg/L	37.2J ug/L	0.5	0.5	0.53	0.52	98	97	75-125	1	20	
Iron	mg/L	15500 ug/L	5	5	23.1	22.2	151	134	75-125	4	20	M1
Magnesium	mg/L	108000 ug/L	5	5	132	129	476	419	75-125	2	20	M1
Molybdenum	mg/L	ND	0.5	0.5	0.48	0.47	91	90	75-125	1	20	
Potassium	mg/L	416000 ug/L	5	5	472	459	1130	868	75-125	3	20	M1

Results presented on this page are in the units indicated by the "Units" column except where an alternate unit is presented to the right of the result.

REPORT OF LABORATORY ANALYSIS

This report shall not be reproduced, except in full,
without the written consent of Pace Analytical Services, LLC.

Pace Analytical Services, LLC
9800 Kincey Ave. Suite 100
Huntersville, NC 28078
(704)875-9092

QUALIFIERS

Project: Bowen AP-1-CA-Post Inject#2WK2
Pace Project No.: 92810475

DEFINITIONS

DF - Dilution Factor, if reported, represents the factor applied to the reported data due to dilution of the sample aliquot.

ND - Not Detected at or above adjusted reporting limit.

TNTC - Too Numerous To Count

J - Estimated concentration above the adjusted method detection limit and below the adjusted reporting limit.

MDL - Adjusted Method Detection Limit.

PQL - Practical Quantitation Limit.

RL - Reporting Limit - The lowest concentration value that meets project requirements for quantitative data with known precision and bias for a specific analyte in a specific matrix.

S - Surrogate

1,2-Diphenylhydrazine decomposes to and cannot be separated from Azobenzene using Method 8270. The result for each analyte is a combined concentration.

Consistent with EPA guidelines, unrounded data are displayed and have been used to calculate % recovery and RPD values.

LCS(D) - Laboratory Control Sample (Duplicate)

MS(D) - Matrix Spike (Duplicate)

DUP - Sample Duplicate

RPD - Relative Percent Difference

NC - Not Calculable.

SG - Silica Gel - Clean-Up

U - Indicates the compound was analyzed for, but not detected.

Acid preservation may not be appropriate for 2 Chloroethylvinyl ether.

A separate vial preserved to a pH of 4-5 is recommended in SW846 Chapter 4 for the analysis of Acrolein and Acrylonitrile by EPA Method 8260.

N-Nitrosodiphenylamine decomposes and cannot be separated from Diphenylamine using Method 8270. The result reported for each analyte is a combined concentration.

Reported results are not rounded until the final step prior to reporting. Therefore, calculated parameters that are typically reported as "Total" may vary slightly from the sum of the reported component parameters.

Pace Analytical is TNI accredited. Contact your Pace PM for the current list of accredited analytes.

TNI - The NELAC Institute.

WORKORDER QUALIFIERS

WO: 92810475

[1]	GEOSYNTEC
[2]	DO NOT DILUTE. MUST MEET REPORTING LIMITS. LET PM KNOW FIRST IF THERE ARE ISSUES.

ANALYTE QUALIFIERS

M1	Matrix spike recovery exceeded QC limits. Batch accepted based on laboratory control sample (LCS) recovery.

This report shall not be reproduced, except in full,
without the written consent of Pace Analytical Services, LLC.

Pace Analytical Services, LLC
9800 Kincey Ave. Suite 100
Huntersville, NC 28078
(704)875-9092

QUALITY CONTROL DATA CROSS REFERENCE TABLE

Project: Bowen AP-1-CA-Post Inject#2WK2
Pace Project No.: 92810475

Lab ID	Sample ID	QC Batch Method	QC Batch	Analytical Method	Analytical Batch
92810475001	**BOW-PT-02**	SM 2320B-2011	952645		
92810475002	**BOW-PT-04**	SM 2320B-2011	952645		
92810475003	**BOW-PT-05**	SM 2320B-2011	952645		
92810475004	**BOW-PT-06**	SM 2320B-2011	952645		
92810475005	**BOW-INW-01**	SM 2320B-2011	952645		
92810475006	**BOW-AP1-FD-01**	SM 2320B-2011	952645		
92810475007	**BOW-AP1-FB-01**	SM 2320B-2011	952645		
92810475008	**BOW-AP1-EB-01**	SM 2320B-2011	952646		
92810475001	**BOW-PT-02**	EPA 300.0 Rev 2.1 1993	951623		
92810475002	**BOW-PT-04**	EPA 300.0 Rev 2.1 1993	951623		
92810475003	**BOW-PT-05**	EPA 300.0 Rev 2.1 1993	951623		
92810475004	**BOW-PT-06**	EPA 300.0 Rev 2.1 1993	951623		
92810475005	**BOW-INW-01**	EPA 300.0 Rev 2.1 1993	951623		
92810475006	**BOW-AP1-FD-01**	EPA 300.0 Rev 2.1 1993	951623		
92810475007	**BOW-AP1-FB-01**	EPA 300.0 Rev 2.1 1993	951623		
92810475008	**BOW-AP1-EB-01**	EPA 300.0 Rev 2.1 1993	951623		
92810475001	**BOW-PT-02**	EPA 3005A	951689	EPA 6020B	952193
92810475002	**BOW-PT-04**	EPA 3005A	951689	EPA 6020B	952193
92810475003	**BOW-PT-05**	EPA 3005A	951689	EPA 6020B	952193
92810475004	**BOW-PT-06**	EPA 3005A	951689	EPA 6020B	952193
92810475005	**BOW-INW-01**	EPA 3005A	951689	EPA 6020B	952193
92810475006	**BOW-AP1-FD-01**	EPA 3005A	951689	EPA 6020B	952193
92810475007	**BOW-AP1-FB-01**	EPA 3005A	951689	EPA 6020B	952193
92810475008	**BOW-AP1-EB-01**	EPA 3005A	951689	EPA 6020B	952193

This report shall not be reproduced, except in full,
without the written consent of Pace Analytical Services, LLC.

Pace® Location Requested (City/State):

Pace Analytical Charlotte
9800 Kincey Ave. Suite 100, Huntersville, NC 28078

CHAIN-OF-CUSTODY Analytical Request Document

Chain-of-Custody is a LEGAL DOCUMENT - Complete all relevant fields

WO# : 92810475

92810475

Company Name: Georgia Power - Bowen

Street Address: 241 Ralph McGill Blvd NE, Bin 10160, Atlanta, GA 30308

Customer Project #:

Project Name: Bowen AP-1 CA Post-injection #2 Week 2

Site Collection Info/Facility ID (as applicable):

Contact/Report To: Kristen Jurinko, Mintao Lu, Marty Crook

Phone #: (470) 217-0008

E-Mail: knjurink@southernco.com

Cc E-Mail: Laura Midkiff, Ben Hodges, Mike Smilley, Noella Gangi

Invoice to: Account Payable

Invoice E-mail: georgiapowerinvoices@southernco.com

Purchase Order # (If applicable): GPC95642-0004

Quote #:

Time Zone Collected: [ ] AK [ ] PT [ ] MT [ ] CT [X] ET

County / State origin of sample(s): Georgia

Data Deliverables: [ ] Level II [ ] Level III [ ] Level IV [ ] EQUIS [ ] Other

Regulatory Program (DW, RCRA, etc.) as applicable:

Reportable [ ] Yes [ ] No

Rush (Pre-approval required): [ ] Same Day [ ] 1 Day [ ] 2 Day [ ] 3 Day Other

Date Results Requested:

DW PWSID # or WW Permit # as applicable:

Field Filtered (If applicable): [ ] Yes [ ] No

Analysis:

* Matrix Codes (Insert in Matrix box below): Drinking Water (DW), Ground Water (GW), Wastewater (WW), Product (P), Soil/Solid (SS), Oil (OL), Wipe (WP), Tissue (TS), Bioassay (B), Vapor (V), Surface Water (SW), Sediment (SED), Sludge (SL), Caulk (CK), Leachate (LL), Biosolid (BS), Other (OT)

Specify Container Size **: 3 3 3

Identify Container Preservative Type ***: 1 1 2

Analysis Requested

**Container Size: (1) 1L, (2) 500mL, (3) 250mL, (4) 125mL, (5) 100mL, (6) 40mL vial, (7) EnCore, (8) TerraCore, (9) 50mL, (10) Other

*** Preservative Types: (1) None, (2) HNO3, (3) H2SO4, (4) HCl, (5) NaOH, (6) Zn Acetate, (7) NaHSO4, (8) Sod. Thiosulfate, (9) Ascorbic Acid, (10) MeOH, (11) Other

Customer Sample ID	Matrix *	Comp / Grab	Composite Start Date	Composite Start Time	Collected or Composite End Date	Collected or Composite End Time	# Cont.	Residual Chlorine Result	Residual Chlorine Units	2320B Total Alkalinity, Bicarbonate Alkalinity	300.0-SO_4^{2-}, Cl^-	*Appendix III, IV + Additional Metals	Sample Comment	Preservation non-conformance identified for sample
BOW-PT-02	WG	G			7/30/25	1110	4			X	X	X		
BOW-PT-04	WG	G			7/30/25	1410	4			X	X	X		
BOW-PT-05	WG	G			7/30/25	1207	4			X	X	X		
BOW-PT-06	WG	G			7/30/25	1400	4			X	X	X		
BOW-INW-01	WG	G			7/30/25	1240	4			X	X	X		
BOW-AP1-FD-01	WG	G			7/30/25	—	4			X	X	X		
BOW-AP1-FB-01	WQ	G			7/30/25	1540	4			X	X	X		
BOW-AP1-EB-01	WQ	G			7/30/25	1535	4			X	X	X		

Lab Use Only: Proj. Mgr: Bonnie Vang; AcctNum / Client ID:; Table #:; Profile / Template: 16507; Prelog / Bottle Ord. ID: EZ 3252077

Additional Instructions from Pace®:

Task Code: BOW-CCR-CA-20250730

*Appendix III: Boron, Calcium, Chloride, Sulfate

*Appendix IV: Cobalt, Molybdenum

*Additional Metals: Iron, Magnesium, Potassium, Sodium

Collected By: William Laaker, Jay Siewert, Natalie Piparo, Shannon Northen

Printed Name

Signature

ENSAFE

Customer Remarks / Special Conditions / Possible Hazards:

Coolers: Thermometer ID: Correction Factor (°C): Obs. Temp (°C): Corrected Temp (°C): [ ] On Ice

Relinquished by/Company: (Signature)	Date/Time:	Received by/Company: (Signature)	Date/Time:
EnSafe	8/1/25 1036		8/1/25 1036
	8/1/25 1106		8/1/25 1106

Tracking Number:

Delivered by: [ ] In-Person [ ] Courier [ ] FedEX [ ] UPS [ ] Other

Page: 1 of 1

Submitting a sample via this chain of custody constitutes acknowledgment and acceptance of the Pace® Terms and Conditions found at https://www.pacelabs.com/resource-library/resource/pace-terms-and-conditions/

ENV-FRM-CORQ-0019_v02_110123 ©

Pace	DC#_Title: ENV-FRM-HUN1-0083 v05_Sample Condition Upon Receipt
	Effective Date: 05/24/2024

Laboratory receiving samples:

Asheville ☐ Eden ☐ Greenwood ☐ Huntersville ☐ Raleigh ☐ Mechanicsville ☐ Atlanta ☑ Kernersville ☐

Sample Condition Upon Receipt

Client Name: GA Power

Project #: WO#: 92810475
PM: BV Due Date: 08/15/25
CLIENT: 92-GP-BOWLF

Courier: ☐ Commercial ☐ Fed Ex ☑ Pace ☐ UPS ☐ USPS ☐ Other:____ ☐ Client

Custody Seal Present? ☑ Yes ☐ No **Seals Intact?** ☑ Yes ☐ No ☐ N/A

Date/Initials Person Examining Contents: 8/1/25 ow

Packing Material: ☑ Bubble Wrap ☐ Bubble Bags ☐ None ☐ Other

Biological Tissue Frozen? ☐ Yes ☐ No ☑ N/A

Thermometer:
☐ IR Gun ID: 214

Type of Ice: ☑ Wet ☐ Blue ☐ None

Cooler Temp: 4.3 **Correction Factor:** Add/Subtract (°C) 0

Temp should be above freezing to 6°C
☐ Samples out of temp criteria. Samples on ice, cooling process has begun

Cooler Temp Corrected (°C): 4.3

USDA Regulated Soil (☐ N/A, water sample)
Did samples originate in a quarantine zone within the United States: CA, NY, or SC (check maps)? ☐ Yes ☐ No

Did samples originate from a foreign source (internationally, including Hawaii and Puerto Rico)? ☐ Yes ☐ No

				Comments/Discrepancy:
Chain of Custody Present?	☑ Yes	☐ No	☐ N/A	1.
Samples Arrived within Hold Time?	☑ Yes	☐ No	☐ N/A	2.
Short Hold Time Analysis (<72 hr.)?	☐ Yes	☑ No	☐ N/A	3.
Rush Turn Around Time Requested?	☐ Yes	☑ No	☐ N/A	4.
Sufficient Volume?	☑ Yes	☐ No	☐ N/A	5.
Correct Containers Used?	☑ Yes	☐ No	☐ N/A	6.
-Pace Containers Used?	☑ Yes	☐ No	☐ N/A	
Containers Intact?	☑ Yes	☐ No	☐ N/A	7.
Dissolved analysis: Samples Field Filtered?	☐ Yes	☑ No	☐ N/A	8.
Sample Labels Match COC?	☑ Yes	☐ No	☐ N/A	9.
-Includes Date/Time/ID/Analysis Matrix: WG WQ				
Headspace in VOA Vials (>S-6mm)?	☐ Yes	☐ No	☑ N/A	10.
Trip Blank Present?	☐ Yes	☐ No	☑ N/A	11.
Trip Blank Custody Seals Present?	☐ Yes	☐ No	☑ N/A	

COMMENTS/SAMPLE DISCREPANCY

Field Data Required? ☐ Yes ☐ No

Lot ID of split containers:

CLIENT NOTIFICATION/RESOLUTION

Person contacted: _____ Date/Time: _____

Project Manager SCURF Review: _____ **Date:** _____

Project Manager SRF Review: _____ **Date:** _____

Pace

DC#_Title: ENV-FRM-HUN1-0083 v05_Sample Condition Upon Receipt

Effective Date: 05/24/2024

*Check mark top half of box if pH and/or dechlorination is verified and within the acceptance range for preservation samples.
Exceptions: VOA, Coliform, TOC, Oil and Grease, DRO/8015 (water) DOC, LLHg
**Bottom half of box is to list number of bottles
***Check all unpreserved Nitrates for chlorine

Project # **WO#: 92810475**
PM: BV Due Date: 08/15/25
CLIENT: 92-GP-BOWLF

Laboratory Receiving Location: Asheville ☐ Eden ☐ Greenwood ☐ Huntersville ☐ Raleigh ☐ Mechanicsville ☐ Atlanta ☑ Kernersville ☐

Client GA Power Profile/EZ (Circle one) _____ Notes _____

Item#	BP4U-125 mL Plastic Unpreserved (N/A) (Cl-)	BP3U-250 mL Plastic Unpreserved (N/A)	BP2U-500 mL Plastic Unpreserved (N/A)	BP1U-1 liter Plastic Unpreserved (N/A)		BP4S-125 mL Plastic H2SO4 (pH < 2) (Cl-)	BP3N-250 mL plastic HNO3 (pH < 2)	BP4Z-125 mL Plastic ZN Acetate & NaOH (>9)	BP4B-125 mL Plastic NaOH (pH > 12) (Cl-)	WGFU-Wide-mouthed Glass jar Unpreserved	AG1U-1 liter Amber Unpreserved (N/A) (Cl-)	AG1H-1 liter Amber HCl (pH < 2)	AG3U-250 mL Amber Unpreserved (N/A) (Cl-)	AG1S-1 liter Amber H2SO4 (pH < 2)	AG3S-250 mL Amber H2SO4 (pH < 2)	DG9A-40 mL Amber NH4Cl (N/A)(Cl-)	DG9H-40 mL VOA HCl (N/A)	VG9T-40 mL VOA Na2S2O3 (N/A)	VG9U-40 mL VOA Unpreserved (N/A)	DG9V-40 mL VOA H3PO4 (N/A)	KP7U-50 mL Plastic Unpreserved (N/A)	V/GK (3 vials per kit)-VPH/Gas kit (N/A)	SP5T-125 mL Sterile Plastic (N/A – lab)	SP2T-250 mL Sterile Plastic (N/A – lab)		BP3R-250 mL Plastic (NH2)2SO4 (9.3-9.7)	AG0U-100 mL Amber Unpreserved (N/A) (Cl-)	VSGU-20 mL Scintillation vials (N/A)	DG9U-40 mL Amber Unpreserved vials (N/A)
CC																														
1		2					2 ✓																							
2		2					2 ✓																							
3		2					2 ✓																							
4		2					2 ✓																							
5		2					2 ✓																							
6		2					2 ✓																							
7		2					2 ✓																							
8		2					2 ✓																							
9																														
10																														
11																														
12																														

pH Adjustment Log for Preserved Samples

Sample ID	Type of Preservative	pH upon receipt	Date preservation adjusted	Time preservation adjusted	Amount of Preservative added	Lot #

Note: Whenever there is a discrepancy affecting North Carolina compliance samples, a copy of this form will be sent to the North Carolina DENR Certification Office (i.e. Out of hold, incorrect preservative, out of temp, incorrect containers.

Pace Analytical Services, LLC
9800 Kincey Ave. Suite 100
Huntersville, NC 28078
(704)875-9092

August 29, 2025

Kristen Jurinko
Southern Co.
241 Ralph McGill Blvd NE
Bin 10160
Atlanta, GA 30308

RE: Project: Bowen AP-1 CA Post-Inj #2 Wk 3
Pace Project No.: 92812036

Dear Kristen Jurinko:

Enclosed are the analytical results for sample(s) received by the laboratory on August 08, 2025. The results relate only to the samples included in this report. Results reported herein conform to the applicable TNI/NELAC Standards and the laboratory's Quality Manual, where applicable, unless otherwise noted in the body of the report.

The test results provided in this final report were generated by each of the following laboratories within the Pace Network:

- Pace National - Mt. Juliet
- Pace Analytical Services - Asheville
- Pace Analytical Services - West Columbia

If you have any questions concerning this report, please feel free to contact me.

Sincerely,

Bonnie Vang

Bonnie Vang
bonnie.vang@pacelabs.com
704-977-0968
Project Manager

Enclosures

cc: Marty Crook, Geosyntec Consultants
Whitney Law, Geosyntec
Mintao Lu, Geosyntec
Laura Midkiff, Southern Co.
Caroline Nelson, Geosyntec
Kevin Stephenson, Southern Company

This report shall not be reproduced, except in full,
without the written consent of Pace Analytical Services, LLC.

Pace Analytical Services, LLC
9800 Kincey Ave. Suite 100
Huntersville, NC 28078
(704)875-9092

CERTIFICATIONS

Project: Bowen AP-1 CA Post-Inj #2 Wk 3
Pace Project No.: 92812036

Pace Analytical Services National
12065 Lebanon Road, Mt. Juliet, TN 37122
Alabama Certification #: 40660
Alaska Certification 17-026
Arizona Certification #: AZ0612
Arkansas Certification #: 88-0469
California Certification #: 2932
Canada Certification #: 1461.01
Colorado Certification #: TN00003
Connecticut Certification #: PH-0197
DOD Certification: #1461.01
EPA# TN00003
Florida Certification #: E87487
Georgia DW Certification #: 923
Georgia Certification: NELAP
Idaho Certification #: TN00003
Illinois Certification #: 200008
Indiana Certification #: C-TN-01
Iowa Certification #: 364
Kansas Certification #: E-10277
Kentucky UST Certification #: 16
Kentucky Certification #: 90010
Louisiana Certification #: AI30792
Louisiana DW Certification #: LA180010
Maine Certification #: TN0002
Maryland Certification #: 324
Massachusetts Certification #: M-TN003
Michigan Certification #: 9958
Minnesota Certification #: 047-999-395
Mississippi Certification #: TN00003
Missouri Certification #: 340
Montana Certification #: CERT0086
Nebraska Certification #: NE-OS-15-05
Nevada Certification #: TN-03-2002-34
New Hampshire Certification #: 2975
New Jersey Certification #: TN002
New Mexico DW Certification
New York Certification #: 11742
North Carolina Aquatic Toxicity Certification #: 41
North Carolina Drinking Water Certification #: 21704
North Carolina Environmental Certificate #: 375
North Dakota Certification #: R-140
Ohio VAP Certification #: CL0069
Oklahoma Certification #: 9915
Oregon Certification #: TN200002
Pennsylvania Certification #: 68-02979
Rhode Island Certification #: LAO00356
South Carolina Certification #: 84004
South Dakota Certification
Tennessee DW/Chem/Micro Certification #: 2006
Texas Certification #: T 104704245-17-14
Texas Mold Certification #: LAB0152
USDA Soil Permit #: P330-15-00234
Utah Certification #: TN00003
Virginia Certification #: VT2006
Vermont Dept. of Health: ID# VT-2006
Virginia Certification #: 460132
Washington Certification #: C847
West Virginia Certification #: 233
Wisconsin Certification #: 998093910
Wyoming UST Certification #: via A2LA 2926.01
A2LA-ISO 17025 Certification #: 1461.01
A2LA-ISO 17025 Certification #: 1461.02
AIHA-LAP/LLC EMLAP Certification #:100789

Pace Analytical Services Asheville
2225 Riverside Drive, Asheville, NC 28804
Florida/NELAP Certification #: E87648
North Carolina Drinking Water Certification #: 37712
North Carolina Wastewater Certification #: 40
South Carolina Laboratory ID: 99030
South Carolina Certification #: 99030001
Virginia/VELAP Certification #: 460222

Pace Analytical Services West Columbia
106 Vantage Point Drive, West Columbia, SC 29172
Alaska Dept. of Energy Conservation, Cert# 20-002
California ELAP, cert# 3049
DoD, DoD QSM V5.4, cert# I.2224
DOE, DoD/DOE QSM V5.4, cert# I.2224.01
Florida, Dept. of Health, cert# E87653-70
Georgia, Env. Protection Division, cert# E87653
Illinois, EPA NELAP, cert# 2000552024-9
Kansas, Dept. of Health and Environment, cert# E-10417
Kentucky, Dept. for Env. Protection, UST, cert# 103582
Kentucky, Dept. for Env. Protection, cert# 98037
Louisiana, Dept. of Environmental Quality, cert# 5125
North Carolina, DEQ, Water Resources, cert# 329
New Jersey, Dept. of Env. Protection, cert# NLC 240005
Oklahoma, Dept. of Env. Quality, cert# 2023-175
Oregon, ELAP, cert# 4181-006
Pennsylvania, Dept. of Env. Protection, cert# 003
South Carolina, Dept. of Env. Services, cert# 32010001
Texas, Commission on Env. Quality, cert# TX-C24-00083
Virginia, Dept. of General Services, cert# 13080
Wisconsin, Dept. of Natural Resources, cert# 399136100

This report shall not be reproduced, except in full,
without the written consent of Pace Analytical Services, LLC.

Pace Analytical Services, LLC
9800 Kincey Ave. Suite 100
Huntersville, NC 28078
(704)875-9092

SAMPLE SUMMARY

Project: Bowen AP-1 CA Post-Inj #2 Wk 3
Pace Project No.: 92812036

Lab ID	Sample ID	Matrix	Date Collected	Date Received
92812036001	**BOW-PT-02**	Water	08/06/25 15:35	08/08/25 10:28
92812036002	**BOW-PT-04**	Water	08/06/25 12:20	08/08/25 10:28
92812036003	**BOW-PT-05**	Water	08/07/25 11:10	08/08/25 10:28
92812036004	**BOW-PT-06**	Water	08/07/25 13:00	08/08/25 10:28
92812036005	**BOW-INW-01**	Water	08/06/25 10:35	08/08/25 10:28
92812036006	**BOW-AP1-FD-01**	Water	08/06/25 00:00	08/08/25 10:28
92812036007	**BOW-AP1-FB-01**	Water	08/07/25 16:20	08/08/25 10:28
92812036008	**BOW-AP1-EB-01**	Water	08/07/25 16:30	08/08/25 10:28

This report shall not be reproduced, except in full,
without the written consent of Pace Analytical Services, LLC.

Pace Analytical Services, LLC
9800 Kincey Ave. Suite 100
Huntersville, NC 28078
(704)875-9092

SAMPLE ANALYTE COUNT

Project: Bowen AP-1 CA Post-Inj #2 Wk 3
Pace Project No.: 92812036

Lab ID	Sample ID	Method	Analysts	Analytes Reported	Laboratory
92812036001	**BOW-PT-02**	EPA 6020B	JPD	1	PAN
		SM 2320B-2021	YEG	3	PASI-A
		SM 2540C-2020	CDM	1	PASI-A
		SM 4500-S2D-2021	MGW	1	PASI-A
		EPA 300.0 Rev 2.1 1993	JCM	3	PASI-A
		EPA 6020B	BW, JJM1	18	PASI-WC
		EPA 7470A	KAJ1	1	PASI-WC
92812036002	**BOW-PT-04**	EPA 6020B	JPD	1	PAN
		SM 2320B-2021	YEG	3	PASI-A
		SM 2540C-2020	CDM	1	PASI-A
		SM 4500-S2D-2021	MGW	1	PASI-A
		EPA 300.0 Rev 2.1 1993	JCM	3	PASI-A
		EPA 6020B	BW, JJM1	18	PASI-WC
		EPA 7470A	KAJ1	1	PASI-WC
92812036003	**BOW-PT-05**	EPA 6020B	JPD	1	PAN
		SM 2320B-2021	YEG	3	PASI-A
		SM 2540C-2020	YEG	1	PASI-A
		SM 4500-S2D-2021	MGW	1	PASI-A
		EPA 300.0 Rev 2.1 1993	JCM	3	PASI-A
		EPA 6020B	BW, JJM1	18	PASI-WC
		EPA 7470A	KAJ1	1	PASI-WC
92812036004	**BOW-PT-06**	EPA 6020B	JPD	1	PAN
		SM 2320B-2021	YEG	3	PASI-A
		SM 2540C-2020	YEG	1	PASI-A
		SM 4500-S2D-2021	MGW	1	PASI-A
		EPA 300.0 Rev 2.1 1993	JCM	3	PASI-A
		EPA 6020B	BW, JJM1	18	PASI-WC
		EPA 7470A	KAJ1	1	PASI-WC
92812036005	**BOW-INW-01**	EPA 6020B	JPD	1	PAN
		SM 2320B-2021	YEG	3	PASI-A
		SM 2540C-2020	CDM	1	PASI-A
		SM 4500-S2D-2021	MGW	1	PASI-A
		EPA 300.0 Rev 2.1 1993	JCM	3	PASI-A
		EPA 6020B	BW, JJM1	18	PASI-WC
		EPA 7470A	KAJ1	1	PASI-WC
92812036006	**BOW-AP1-FD-01**	EPA 6020B	JPD	1	PAN
		SM 2320B-2021	YEG	3	PASI-A

This report shall not be reproduced, except in full,
without the written consent of Pace Analytical Services, LLC.

Pace Analytical Services, LLC
9800 Kincey Ave. Suite 100
Huntersville, NC 28078
(704)875-9092

SAMPLE ANALYTE COUNT

Project: Bowen AP-1 CA Post-Inj #2 Wk 3
Pace Project No.: 92812036

Lab ID	Sample ID	Method	Analysts	Analytes Reported	Laboratory
		SM 2540C-2020	CDM	1	PASI-A
		SM 4500-S2D-2021	MGW	1	PASI-A
		EPA 300.0 Rev 2.1 1993	JCM	3	PASI-A
		EPA 6020B	BW, JJM1	18	PASI-WC
		EPA 7470A	KAJ1	1	PASI-WC
92812036007	**BOW-AP1-FB-01**	EPA 6020B	JPD	1	PAN
		SM 2320B-2021	YEG	3	PASI-A
		SM 2540C-2020	YEG	1	PASI-A
		SM 4500-S2D-2021	MGW	1	PASI-A
		EPA 300.0 Rev 2.1 1993	JCM	3	PASI-A
		EPA 6020B	BW, JJM1	18	PASI-WC
		EPA 7470A	KAJ1	1	PASI-WC
92812036008	**BOW-AP1-EB-01**	EPA 6020B	JPD	1	PAN
		SM 2320B-2021	YEG	3	PASI-A
		SM 2540C-2020	YEG	1	PASI-A
		SM 4500-S2D-2021	MGW	1	PASI-A
		EPA 300.0 Rev 2.1 1993	JCM	3	PASI-A
		EPA 6020B	BW, JJM1	18	PASI-WC
		EPA 7470A	KAJ1	1	PASI-WC

PAN = Pace National - Mt. Juliet
PASI-A = Pace Analytical Services - Asheville
PASI-WC = Pace Analytical Services - West Columbia

This report shall not be reproduced, except in full,
without the written consent of Pace Analytical Services, LLC.

Pace Analytical Services, LLC
9800 Kincey Ave. Suite 100
Huntersville, NC 28078
(704)875-9092

SUMMARY OF DETECTION

Project: Bowen AP-1 CA Post-Inj #2 Wk 3
Pace Project No.: 92812036

Lab Sample ID Method	Client Sample ID Parameters	Result	Units	Report Limit	Analyzed	Qualifiers
92812036001	**BOW-PT-02**					
EPA 6020B	Lithium	0.00943	mg/L	0.00200	08/28/25 14:02	
SM 2320B-2021	Alkalinity,Bicarbonate (CaCO3)	193	mg/L	5.0	08/18/25 18:24	
SM 2320B-2021	Alkalinity, Total as CaCO3	193	mg/L	5.0	08/18/25 18:24	
SM 2540C-2020	Total Dissolved Solids	1360	mg/L	50.0	08/12/25 13:36	
EPA 300.0 Rev 2.1 1993	Chloride	289	mg/L	7.0	08/10/25 14:49	
EPA 300.0 Rev 2.1 1993	Fluoride	0.28	mg/L	0.10	08/10/25 06:41	
EPA 300.0 Rev 2.1 1993	Sulfate	271	mg/L	7.0	08/10/25 14:49	
EPA 6020B	Barium	0.044	mg/L	0.0050	08/21/25 17:31	
EPA 6020B	Boron	7.2	mg/L	2.0	08/22/25 05:15	
EPA 6020B	Cadmium	0.00014J	mg/L	0.00050	08/21/25 17:31	
EPA 6020B	Calcium	246	mg/L	20.0	08/23/25 07:38	
EPA 6020B	Cobalt	0.0046J	mg/L	0.0050	08/21/25 17:31	
EPA 6020B	Iron	8.1	mg/L	0.040	08/21/25 17:31	
EPA 6020B	Magnesium	38.3	mg/L	0.050	08/21/25 17:31	
EPA 6020B	Manganese	1.1	mg/L	0.25	08/22/25 05:15	
EPA 6020B	Molybdenum	0.043	mg/L	0.010	08/21/25 17:31	
EPA 6020B	Potassium	7.1	mg/L	0.40	08/21/25 17:31	
EPA 6020B	Selenium	0.0016J	mg/L	0.0050	08/21/25 17:31	
EPA 6020B	Sodium	48.8	mg/L	0.40	08/21/25 17:31	
EPA 6020B	Thallium	0.00040J	mg/L	0.00050	08/21/25 17:31	
92812036002	**BOW-PT-04**					
EPA 6020B	Lithium	0.00741	mg/L	0.00200	08/28/25 14:05	
SM 2320B-2021	Alkalinity,Bicarbonate (CaCO3)	239	mg/L	5.0	08/18/25 18:32	
SM 2320B-2021	Alkalinity, Total as CaCO3	239	mg/L	5.0	08/18/25 18:32	
SM 2540C-2020	Total Dissolved Solids	1140	mg/L	50.0	08/12/25 13:36	
SM 4500-S2D-2021	Sulfide	0.022J	mg/L	0.10	08/11/25 19:43	
EPA 300.0 Rev 2.1 1993	Chloride	215	mg/L	5.0	08/10/25 15:03	
EPA 300.0 Rev 2.1 1993	Fluoride	0.23	mg/L	0.10	08/10/25 06:55	
EPA 300.0 Rev 2.1 1993	Sulfate	229	mg/L	5.0	08/10/25 15:03	
EPA 6020B	Arsenic	0.0013J	mg/L	0.0020	08/21/25 17:35	
EPA 6020B	Barium	0.048	mg/L	0.0050	08/21/25 17:35	
EPA 6020B	Boron	6.8	mg/L	2.0	08/22/25 05:24	
EPA 6020B	Calcium	181	mg/L	20.0	08/23/25 07:47	
EPA 6020B	Cobalt	0.0091	mg/L	0.0050	08/21/25 17:35	
EPA 6020B	Iron	5.5	mg/L	0.040	08/21/25 17:35	
EPA 6020B	Magnesium	36.8	mg/L	0.050	08/21/25 17:35	
EPA 6020B	Manganese	0.62	mg/L	0.25	08/22/25 05:24	
EPA 6020B	Molybdenum	0.020	mg/L	0.010	08/21/25 17:35	
EPA 6020B	Potassium	6.3	mg/L	0.40	08/21/25 17:35	
EPA 6020B	Sodium	91.4	mg/L	20.0	08/23/25 07:47	
EPA 6020B	Thallium	0.00070	mg/L	0.00050	08/21/25 17:35	
92812036003	**BOW-PT-05**					
EPA 6020B	Lithium	0.00554	mg/L	0.00200	08/28/25 14:09	
SM 2320B-2021	Alkalinity,Bicarbonate (CaCO3)	189	mg/L	5.0	08/18/25 20:47	
SM 2320B-2021	Alkalinity, Total as CaCO3	189	mg/L	5.0	08/18/25 20:47	
SM 2540C-2020	Total Dissolved Solids	1100	mg/L	50.0	08/13/25 11:50	1g

This report shall not be reproduced, except in full,
without the written consent of Pace Analytical Services, LLC.

Pace Analytical Services, LLC
9800 Kincey Ave. Suite 100
Huntersville, NC 28078
(704)875-9092

SUMMARY OF DETECTION

Project: Bowen AP-1 CA Post-Inj #2 Wk 3
Pace Project No.: 92812036

Lab Sample ID Method	Client Sample ID Parameters	Result	Units	Report Limit	Analyzed	Qualifiers
92812036003	**BOW-PT-05**					
EPA 300.0 Rev 2.1 1993	Chloride	218	mg/L	6.0	08/10/25 07:40	
EPA 300.0 Rev 2.1 1993	Fluoride	0.25	mg/L	0.10	08/10/25 00:16	
EPA 300.0 Rev 2.1 1993	Sulfate	230	mg/L	6.0	08/10/25 07:40	
EPA 6020B	Arsenic	0.0026	mg/L	0.0020	08/21/25 17:39	
EPA 6020B	Barium	0.044	mg/L	0.0050	08/21/25 17:39	
EPA 6020B	Boron	7.3	mg/L	2.0	08/22/25 05:32	
EPA 6020B	Calcium	218	mg/L	20.0	08/23/25 07:55	
EPA 6020B	Cobalt	0.0087	mg/L	0.0050	08/21/25 17:39	
EPA 6020B	Iron	8.3	mg/L	0.040	08/21/25 17:39	
EPA 6020B	Magnesium	40.3	mg/L	0.050	08/21/25 17:39	
EPA 6020B	Manganese	1.1	mg/L	0.25	08/22/25 05:32	
EPA 6020B	Molybdenum	0.024	mg/L	0.010	08/21/25 17:39	
EPA 6020B	Potassium	6.0	mg/L	0.40	08/21/25 17:39	
EPA 6020B	Sodium	31.8	mg/L	0.40	08/21/25 17:39	
EPA 6020B	Thallium	0.00021J	mg/L	0.00050	08/21/25 17:39	
EPA 7470A	Mercury	0.00010J	mg/L	0.00020	08/13/25 22:22	
92812036004	**BOW-PT-06**					
EPA 6020B	Lithium	0.00601	mg/L	0.00200	08/28/25 14:12	
SM 2320B-2021	Alkalinity,Bicarbonate (CaCO3)	194	mg/L	5.0	08/18/25 20:55	
SM 2320B-2021	Alkalinity, Total as CaCO3	194	mg/L	5.0	08/18/25 20:55	
SM 2540C-2020	Total Dissolved Solids	1870	mg/L	50.0	08/13/25 11:50	2g
EPA 300.0 Rev 2.1 1993	Chloride	479	mg/L	12.0	08/10/25 07:54	
EPA 300.0 Rev 2.1 1993	Fluoride	0.14	mg/L	0.10	08/10/25 01:01	
EPA 300.0 Rev 2.1 1993	Sulfate	355	mg/L	12.0	08/10/25 07:54	
EPA 6020B	Arsenic	0.0041	mg/L	0.0020	08/21/25 17:42	
EPA 6020B	Barium	0.088	mg/L	0.0050	08/21/25 17:42	
EPA 6020B	Boron	9.7	mg/L	2.0	08/22/25 05:41	
EPA 6020B	Calcium	364	mg/L	20.0	08/23/25 08:04	
EPA 6020B	Cobalt	0.0056	mg/L	0.0050	08/21/25 17:42	
EPA 6020B	Iron	13.5	mg/L	0.040	08/21/25 17:42	
EPA 6020B	Magnesium	91.6	mg/L	2.5	08/23/25 08:04	
EPA 6020B	Manganese	1.0	mg/L	0.25	08/22/25 05:41	
EPA 6020B	Molybdenum	0.0074J	mg/L	0.010	08/21/25 17:42	
EPA 6020B	Potassium	9.0	mg/L	0.40	08/21/25 17:42	
EPA 6020B	Selenium	0.0023J	mg/L	0.0050	08/21/25 17:42	
EPA 6020B	Sodium	89.1	mg/L	20.0	08/23/25 08:04	
92812036005	**BOW-INW-01**					
EPA 6020B	Lithium	0.0105	mg/L	0.00200	08/28/25 14:15	
SM 2320B-2021	Alkalinity,Bicarbonate (CaCO3)	209	mg/L	5.0	08/18/25 18:40	
SM 2320B-2021	Alkalinity, Total as CaCO3	209	mg/L	5.0	08/18/25 18:40	
SM 2540C-2020	Total Dissolved Solids	1640	mg/L	50.0	08/12/25 13:38	
EPA 300.0 Rev 2.1 1993	Chloride	339	mg/L	9.0	08/10/25 08:09	
EPA 300.0 Rev 2.1 1993	Fluoride	0.36	mg/L	0.10	08/10/25 01:16	
EPA 300.0 Rev 2.1 1993	Sulfate	310	mg/L	9.0	08/10/25 08:09	
EPA 6020B	Barium	0.070	mg/L	0.0050	08/21/25 17:46	
EPA 6020B	Boron	9.6	mg/L	2.0	08/22/25 05:50	

This report shall not be reproduced, except in full,
without the written consent of Pace Analytical Services, LLC.

Pace Analytical Services, LLC
9800 Kincey Ave. Suite 100
Huntersville, NC 28078
(704)875-9092

SUMMARY OF DETECTION

Project: Bowen AP-1 CA Post-Inj #2 Wk 3
Pace Project No.: 92812036

Lab Sample ID Method	Client Sample ID Parameters	Result	Units	Report Limit	Analyzed	Qualifiers
92812036005	**BOW-INW-01**					
EPA 6020B	Calcium	309	mg/L	20.0	08/23/25 08:13	
EPA 6020B	Cobalt	0.0086	mg/L	0.0050	08/21/25 17:46	
EPA 6020B	Iron	10.7	mg/L	0.040	08/21/25 17:46	
EPA 6020B	Magnesium	43.8	mg/L	0.050	08/21/25 17:46	
EPA 6020B	Manganese	2.3	mg/L	0.25	08/22/25 05:50	
EPA 6020B	Molybdenum	0.048	mg/L	0.010	08/21/25 17:46	
EPA 6020B	Potassium	8.4	mg/L	0.40	08/21/25 17:46	
EPA 6020B	Selenium	0.0014J	mg/L	0.0050	08/21/25 17:46	
EPA 6020B	Sodium	67.6	mg/L	20.0	08/23/25 08:13	
EPA 6020B	Thallium	0.00034J	mg/L	0.00050	08/21/25 17:46	
EPA 7470A	Mercury	0.00018J	mg/L	0.00020	08/13/25 22:32	
92812036006	**BOW-AP1-FD-01**					
EPA 6020B	Lithium	0.0104	mg/L	0.00200	08/28/25 14:18	
SM 2320B-2021	Alkalinity,Bicarbonate (CaCO3)	207	mg/L	5.0	08/18/25 18:48	
SM 2320B-2021	Alkalinity, Total as CaCO3	207	mg/L	5.0	08/18/25 18:48	
SM 2540C-2020	Total Dissolved Solids	1570	mg/L	50.0	08/12/25 13:38	
EPA 300.0 Rev 2.1 1993	Chloride	340	mg/L	9.0	08/10/25 08:23	
EPA 300.0 Rev 2.1 1993	Fluoride	0.36	mg/L	0.10	08/10/25 01:31	
EPA 300.0 Rev 2.1 1993	Sulfate	311	mg/L	9.0	08/10/25 08:23	
EPA 6020B	Barium	0.073	mg/L	0.0050	08/21/25 17:50	
EPA 6020B	Boron	9.6	mg/L	2.0	08/22/25 05:58	
EPA 6020B	Calcium	317	mg/L	20.0	08/23/25 08:21	
EPA 6020B	Cobalt	0.0090	mg/L	0.0050	08/21/25 17:50	
EPA 6020B	Iron	11.3	mg/L	0.040	08/21/25 17:50	
EPA 6020B	Magnesium	45.2	mg/L	0.050	08/21/25 17:50	
EPA 6020B	Manganese	2.3	mg/L	0.25	08/22/25 05:58	
EPA 6020B	Molybdenum	0.049	mg/L	0.010	08/21/25 17:50	
EPA 6020B	Potassium	8.4	mg/L	0.40	08/21/25 17:50	
EPA 6020B	Selenium	0.0017J	mg/L	0.0050	08/21/25 17:50	
EPA 6020B	Sodium	67.2	mg/L	20.0	08/23/25 08:21	
EPA 6020B	Thallium	0.00033J	mg/L	0.00050	08/21/25 17:50	
EPA 7470A	Mercury	0.00031	mg/L	0.00020	08/13/25 22:35	
92812036007	**BOW-AP1-FB-01**					
EPA 6020B	Calcium	0.20J	mg/L	0.40	08/21/25 17:53	M1
EPA 7470A	Mercury	0.00022	mg/L	0.00020	08/13/25 22:38	

This report shall not be reproduced, except in full,
without the written consent of Pace Analytical Services, LLC.

Pace Analytical Services, LLC
9800 Kincey Ave. Suite 100
Huntersville, NC 28078
(704)875-9092

ANALYTICAL RESULTS

Project: Bowen AP-1 CA Post-Inj #2 Wk 3
Pace Project No.: 92812036

Sample: BOW-PT-02 **Lab ID: 92812036001** Collected: 08/06/25 15:35 Received: 08/08/25 10:28 Matrix: Water

Parameters	Results	Units	Report Limit	MDL	DF	Prepared	Analyzed	CAS No.	Qual
Metals (ICPMS) 6020B	Analytical Method: EPA 6020B Preparation Method: 3015 Pace National - Mt. Juliet								
Lithium	**0.00943**	mg/L	0.00200	0.000600	1	08/15/25 23:45	08/28/25 14:02	7439-93-2	
2320B Alkalinity	Analytical Method: SM 2320B-2021 Pace Analytical Services - Asheville								
Alkalinity,Bicarbonate (CaCO3)	**193**	mg/L	5.0	5.0	1		08/18/25 18:24		
Alkalinity,Carbonate (CaCO3)	ND	mg/L	5.0	5.0	1		08/18/25 18:24		
Alkalinity, Total as CaCO3	**193**	mg/L	5.0	5.0	1		08/18/25 18:24		
2540C Total Dissolved Solids	Analytical Method: SM 2540C-2020 Pace Analytical Services - Asheville								
Total Dissolved Solids	**1360**	mg/L	50.0	50.0	1		08/12/25 13:36		
4500S2D Sulfide Water	Analytical Method: SM 4500-S2D-2021 Pace Analytical Services - Asheville								
Sulfide	ND	mg/L	0.10	0.022	1		08/11/25 19:43	18496-25-8	
300.0 IC Anions 28 Days	Analytical Method: EPA 300.0 Rev 2.1 1993 Pace Analytical Services - Asheville								
Chloride	**289**	mg/L	7.0	4.2	7		08/10/25 14:49	16887-00-6	
Fluoride	**0.28**	mg/L	0.10	0.050	1		08/10/25 06:41	16984-48-8	
Sulfate	**271**	mg/L	7.0	3.5	7		08/10/25 14:49	14808-79-8	
WC 6020B MET ICPMS	Analytical Method: EPA 6020B Preparation Method: EPA 3005A Pace Analytical Services - West Columbia								
Antimony	ND	mg/L	0.0020	0.00050	1	08/11/25 20:04	08/21/25 17:31	7440-36-0	
Arsenic	ND	mg/L	0.0020	0.0012	1	08/11/25 20:04	08/21/25 17:31	7440-38-2	
Barium	**0.044**	mg/L	0.0050	0.0012	1	08/11/25 20:04	08/21/25 17:31	7440-39-3	
Beryllium	ND	mg/L	0.00040	0.00015	1	08/11/25 20:04	08/21/25 17:31	7440-41-7	
Boron	**7.2**	mg/L	2.0	0.31	50	08/11/25 20:04	08/22/25 05:15	7440-42-8	
Cadmium	**0.00014J**	mg/L	0.00050	0.00012	1	08/11/25 20:04	08/21/25 17:31	7440-43-9	
Calcium	**246**	mg/L	20.0	5.0	50	08/11/25 20:04	08/23/25 07:38	7440-70-2	
Chromium	ND	mg/L	0.0050	0.0012	1	08/11/25 20:04	08/21/25 17:31	7440-47-3	
Cobalt	**0.0046J**	mg/L	0.0050	0.0012	1	08/11/25 20:04	08/21/25 17:31	7440-48-4	
Iron	**8.1**	mg/L	0.040	0.012	1	08/11/25 20:04	08/21/25 17:31	7439-89-6	
Lead	ND	mg/L	0.0010	0.00025	1	08/11/25 20:04	08/21/25 17:31	7439-92-1	
Magnesium	**38.3**	mg/L	0.050	0.010	1	08/11/25 20:04	08/21/25 17:31	7439-95-4	
Manganese	**1.1**	mg/L	0.25	0.062	50	08/11/25 20:04	08/22/25 05:15	7439-96-5	
Molybdenum	**0.043**	mg/L	0.010	0.0025	1	08/11/25 20:04	08/21/25 17:31	7439-98-7	
Potassium	**7.1**	mg/L	0.40	0.10	1	08/11/25 20:04	08/21/25 17:31	7440-09-7	
Selenium	**0.0016J**	mg/L	0.0050	0.0012	1	08/11/25 20:04	08/21/25 17:31	7782-49-2	
Sodium	**48.8**	mg/L	0.40	0.15	1	08/11/25 20:04	08/21/25 17:31	7440-23-5	
Thallium	**0.00040J**	mg/L	0.00050	0.00015	1	08/11/25 20:04	08/21/25 17:31	7440-28-0	

This report shall not be reproduced, except in full,
without the written consent of Pace Analytical Services, LLC.

Pace Analytical Services, LLC
9800 Kincey Ave. Suite 100
Huntersville, NC 28078
(704)875-9092

ANALYTICAL RESULTS

Project: Bowen AP-1 CA Post-Inj #2 Wk 3
Pace Project No.: 92812036

Sample: BOW-PT-02 **Lab ID: 92812036001** Collected: 08/06/25 15:35 Received: 08/08/25 10:28 Matrix: Water

Parameters	Results	Units	Report Limit	MDL	DF	Prepared	Analyzed	CAS No.	Qual
WCOL 7470 Mercury	Analytical Method: EPA 7470A Preparation Method: EPA 7470A Pace Analytical Services - West Columbia								
Mercury	ND	mg/L	0.00020	0.000091	1	08/12/25 21:21	08/13/25 22:17	7439-97-6	

This report shall not be reproduced, except in full,
without the written consent of Pace Analytical Services, LLC.

Pace Analytical Services, LLC
9800 Kincey Ave. Suite 100
Huntersville, NC 28078
(704)875-9092

ANALYTICAL RESULTS

Project: Bowen AP-1 CA Post-Inj #2 Wk 3
Pace Project No.: 92812036

Sample: BOW-PT-04 **Lab ID: 92812036002** Collected: 08/06/25 12:20 Received: 08/08/25 10:28 Matrix: Water

Parameters	Results	Units	Report Limit	MDL	DF	Prepared	Analyzed	CAS No.	Qual
Metals (ICPMS) 6020B	Analytical Method: EPA 6020B Preparation Method: 3015 Pace National - Mt. Juliet								
Lithium	**0.00741**	mg/L	0.00200	0.000600	1	08/15/25 23:45	08/28/25 14:05	7439-93-2	
2320B Alkalinity	Analytical Method: SM 2320B-2021 Pace Analytical Services - Asheville								
Alkalinity,Bicarbonate (CaCO3)	**239**	mg/L	5.0	5.0	1		08/18/25 18:32		
Alkalinity,Carbonate (CaCO3)	ND	mg/L	5.0	5.0	1		08/18/25 18:32		
Alkalinity, Total as CaCO3	**239**	mg/L	5.0	5.0	1		08/18/25 18:32		
2540C Total Dissolved Solids	Analytical Method: SM 2540C-2020 Pace Analytical Services - Asheville								
Total Dissolved Solids	**1140**	mg/L	50.0	50.0	1		08/12/25 13:36		
4500S2D Sulfide Water	Analytical Method: SM 4500-S2D-2021 Pace Analytical Services - Asheville								
Sulfide	**0.022J**	mg/L	0.10	0.022	1		08/11/25 19:43	18496-25-8	
300.0 IC Anions 28 Days	Analytical Method: EPA 300.0 Rev 2.1 1993 Pace Analytical Services - Asheville								
Chloride	**215**	mg/L	5.0	3.0	5		08/10/25 15:03	16887-00-6	
Fluoride	**0.23**	mg/L	0.10	0.050	1		08/10/25 06:55	16984-48-8	
Sulfate	**229**	mg/L	5.0	2.5	5		08/10/25 15:03	14808-79-8	
WC 6020B MET ICPMS	Analytical Method: EPA 6020B Preparation Method: EPA 3005A Pace Analytical Services - West Columbia								
Antimony	ND	mg/L	0.0020	0.00050	1	08/11/25 20:04	08/21/25 17:35	7440-36-0	
Arsenic	**0.0013J**	mg/L	0.0020	0.0012	1	08/11/25 20:04	08/21/25 17:35	7440-38-2	
Barium	**0.048**	mg/L	0.0050	0.0012	1	08/11/25 20:04	08/21/25 17:35	7440-39-3	
Beryllium	ND	mg/L	0.00040	0.00015	1	08/11/25 20:04	08/21/25 17:35	7440-41-7	
Boron	**6.8**	mg/L	2.0	0.31	50	08/11/25 20:04	08/22/25 05:24	7440-42-8	
Cadmium	ND	mg/L	0.00050	0.00012	1	08/11/25 20:04	08/21/25 17:35	7440-43-9	
Calcium	**181**	mg/L	20.0	5.0	50	08/11/25 20:04	08/23/25 07:47	7440-70-2	
Chromium	ND	mg/L	0.0050	0.0012	1	08/11/25 20:04	08/21/25 17:35	7440-47-3	
Cobalt	**0.0091**	mg/L	0.0050	0.0012	1	08/11/25 20:04	08/21/25 17:35	7440-48-4	
Iron	**5.5**	mg/L	0.040	0.012	1	08/11/25 20:04	08/21/25 17:35	7439-89-6	
Lead	ND	mg/L	0.0010	0.00025	1	08/11/25 20:04	08/21/25 17:35	7439-92-1	
Magnesium	**36.8**	mg/L	0.050	0.010	1	08/11/25 20:04	08/21/25 17:35	7439-95-4	
Manganese	**0.62**	mg/L	0.25	0.062	50	08/11/25 20:04	08/22/25 05:24	7439-96-5	
Molybdenum	**0.020**	mg/L	0.010	0.0025	1	08/11/25 20:04	08/21/25 17:35	7439-98-7	
Potassium	**6.3**	mg/L	0.40	0.10	1	08/11/25 20:04	08/21/25 17:35	7440-09-7	
Selenium	ND	mg/L	0.0050	0.0012	1	08/11/25 20:04	08/21/25 17:35	7782-49-2	
Sodium	**91.4**	mg/L	20.0	7.5	50	08/11/25 20:04	08/23/25 07:47	7440-23-5	
Thallium	**0.00070**	mg/L	0.00050	0.00015	1	08/11/25 20:04	08/21/25 17:35	7440-28-0	

This report shall not be reproduced, except in full,
without the written consent of Pace Analytical Services, LLC.

Pace Analytical Services, LLC
9800 Kincey Ave. Suite 100
Huntersville, NC 28078
(704)875-9092

ANALYTICAL RESULTS

Project: Bowen AP-1 CA Post-Inj #2 Wk 3
Pace Project No.: 92812036

Sample: BOW-PT-04 **Lab ID: 92812036002** Collected: 08/06/25 12:20 Received: 08/08/25 10:28 Matrix: Water

Parameters	Results	Units	Report Limit	MDL	DF	Prepared	Analyzed	CAS No.	Qual
WCOL 7470 Mercury	Analytical Method: EPA 7470A Preparation Method: EPA 7470A Pace Analytical Services - West Columbia								
Mercury	ND	mg/L	0.00020	0.000091	1	08/12/25 21:21	08/13/25 22:20	7439-97-6	

This report shall not be reproduced, except in full,
without the written consent of Pace Analytical Services, LLC.

Pace Analytical Services, LLC
9800 Kincey Ave. Suite 100
Huntersville, NC 28078
(704)875-9092

ANALYTICAL RESULTS

Project: Bowen AP-1 CA Post-Inj #2 Wk 3
Pace Project No.: 92812036

Sample: BOW-PT-05 **Lab ID: 92812036003** Collected: 08/07/25 11:10 Received: 08/08/25 10:28 Matrix: Water

Parameters	Results	Units	Report Limit	MDL	DF	Prepared	Analyzed	CAS No.	Qual
Metals (ICPMS) 6020B	Analytical Method: EPA 6020B Preparation Method: 3015								
	Pace National - Mt. Juliet								
Lithium	**0.00554**	mg/L	0.00200	0.000600	1	08/15/25 23:45	08/28/25 14:09	7439-93-2	
2320B Alkalinity	Analytical Method: SM 2320B-2021								
	Pace Analytical Services - Asheville								
Alkalinity,Bicarbonate (CaCO3)	**189**	mg/L	5.0	5.0	1		08/18/25 20:47		
Alkalinity,Carbonate (CaCO3)	ND	mg/L	5.0	5.0	1		08/18/25 20:47		
Alkalinity, Total as CaCO3	**189**	mg/L	5.0	5.0	1		08/18/25 20:47		
2540C Total Dissolved Solids	Analytical Method: SM 2540C-2020								
	Pace Analytical Services - Asheville								
Total Dissolved Solids	**1100**	mg/L	50.0	50.0	1		08/13/25 11:50		1g
4500S2D Sulfide Water	Analytical Method: SM 4500-S2D-2021								
	Pace Analytical Services - Asheville								
Sulfide	ND	mg/L	0.10	0.022	1		08/11/25 19:43	18496-25-8	
300.0 IC Anions 28 Days	Analytical Method: EPA 300.0 Rev 2.1 1993								
	Pace Analytical Services - Asheville								
Chloride	**218**	mg/L	6.0	3.6	6		08/10/25 07:40	16887-00-6	
Fluoride	**0.25**	mg/L	0.10	0.050	1		08/10/25 00:16	16984-48-8	
Sulfate	**230**	mg/L	6.0	3.0	6		08/10/25 07:40	14808-79-8	
WC 6020B MET ICPMS	Analytical Method: EPA 6020B Preparation Method: EPA 3005A								
	Pace Analytical Services - West Columbia								
Antimony	ND	mg/L	0.0020	0.00050	1	08/11/25 20:04	08/21/25 17:39	7440-36-0	
Arsenic	**0.0026**	mg/L	0.0020	0.0012	1	08/11/25 20:04	08/21/25 17:39	7440-38-2	
Barium	**0.044**	mg/L	0.0050	0.0012	1	08/11/25 20:04	08/21/25 17:39	7440-39-3	
Beryllium	ND	mg/L	0.00040	0.00015	1	08/11/25 20:04	08/21/25 17:39	7440-41-7	
Boron	**7.3**	mg/L	2.0	0.31	50	08/11/25 20:04	08/22/25 05:32	7440-42-8	
Cadmium	ND	mg/L	0.00050	0.00012	1	08/11/25 20:04	08/21/25 17:39	7440-43-9	
Calcium	**218**	mg/L	20.0	5.0	50	08/11/25 20:04	08/23/25 07:55	7440-70-2	
Chromium	ND	mg/L	0.0050	0.0012	1	08/11/25 20:04	08/21/25 17:39	7440-47-3	
Cobalt	**0.0087**	mg/L	0.0050	0.0012	1	08/11/25 20:04	08/21/25 17:39	7440-48-4	
Iron	**8.3**	mg/L	0.040	0.012	1	08/11/25 20:04	08/21/25 17:39	7439-89-6	
Lead	ND	mg/L	0.0010	0.00025	1	08/11/25 20:04	08/21/25 17:39	7439-92-1	
Magnesium	**40.3**	mg/L	0.050	0.010	1	08/11/25 20:04	08/21/25 17:39	7439-95-4	
Manganese	**1.1**	mg/L	0.25	0.062	50	08/11/25 20:04	08/22/25 05:32	7439-96-5	
Molybdenum	**0.024**	mg/L	0.010	0.0025	1	08/11/25 20:04	08/21/25 17:39	7439-98-7	
Potassium	**6.0**	mg/L	0.40	0.10	1	08/11/25 20:04	08/21/25 17:39	7440-09-7	
Selenium	ND	mg/L	0.0050	0.0012	1	08/11/25 20:04	08/21/25 17:39	7782-49-2	
Sodium	**31.8**	mg/L	0.40	0.15	1	08/11/25 20:04	08/21/25 17:39	7440-23-5	
Thallium	**0.00021J**	mg/L	0.00050	0.00015	1	08/11/25 20:04	08/21/25 17:39	7440-28-0	

This report shall not be reproduced, except in full,
without the written consent of Pace Analytical Services, LLC.

Pace Analytical Services, LLC
9800 Kincey Ave. Suite 100
Huntersville, NC 28078
(704)875-9092

ANALYTICAL RESULTS

Project: Bowen AP-1 CA Post-Inj #2 Wk 3
Pace Project No.: 92812036

Sample: BOW-PT-05 **Lab ID: 92812036003** Collected: 08/07/25 11:10 Received: 08/08/25 10:28 Matrix: Water

Parameters	Results	Units	Report Limit	MDL	DF	Prepared	Analyzed	CAS No.	Qual
WCOL 7470 Mercury	Analytical Method: EPA 7470A Preparation Method: EPA 7470A Pace Analytical Services - West Columbia								
Mercury	**0.00010J**	mg/L	0.00020	0.000091	1	08/12/25 21:21	08/13/25 22:22	7439-97-6	

This report shall not be reproduced, except in full,
without the written consent of Pace Analytical Services, LLC.

Pace Analytical Services, LLC
9800 Kincey Ave. Suite 100
Huntersville, NC 28078
(704)875-9092

ANALYTICAL RESULTS

Project: Bowen AP-1 CA Post-Inj #2 Wk 3
Pace Project No.: 92812036

Sample: BOW-PT-06 **Lab ID: 92812036004** Collected: 08/07/25 13:00 Received: 08/08/25 10:28 Matrix: Water

Parameters	Results	Units	Report Limit	MDL	DF	Prepared	Analyzed	CAS No.	Qual
Metals (ICPMS) 6020B	Analytical Method: EPA 6020B Preparation Method: 3015 Pace National - Mt. Juliet								
Lithium	**0.00601**	mg/L	0.00200	0.000600	1	08/15/25 23:45	08/28/25 14:12	7439-93-2	
2320B Alkalinity	Analytical Method: SM 2320B-2021 Pace Analytical Services - Asheville								
Alkalinity,Bicarbonate (CaCO3)	**194**	mg/L	5.0	5.0	1		08/18/25 20:55		
Alkalinity,Carbonate (CaCO3)	ND	mg/L	5.0	5.0	1		08/18/25 20:55		
Alkalinity, Total as CaCO3	**194**	mg/L	5.0	5.0	1		08/18/25 20:55		
2540C Total Dissolved Solids	Analytical Method: SM 2540C-2020 Pace Analytical Services - Asheville								
Total Dissolved Solids	**1870**	mg/L	50.0	50.0	1		08/13/25 11:50		2g
4500S2D Sulfide Water	Analytical Method: SM 4500-S2D-2021 Pace Analytical Services - Asheville								
Sulfide	ND	mg/L	0.10	0.022	1		08/11/25 19:43	18496-25-8	
300.0 IC Anions 28 Days	Analytical Method: EPA 300.0 Rev 2.1 1993 Pace Analytical Services - Asheville								
Chloride	**479**	mg/L	12.0	7.2	12		08/10/25 07:54	16887-00-6	
Fluoride	**0.14**	mg/L	0.10	0.050	1		08/10/25 01:01	16984-48-8	
Sulfate	**355**	mg/L	12.0	6.0	12		08/10/25 07:54	14808-79-8	
WC 6020B MET ICPMS	Analytical Method: EPA 6020B Preparation Method: EPA 3005A Pace Analytical Services - West Columbia								
Antimony	ND	mg/L	0.0020	0.00050	1	08/11/25 20:04	08/21/25 17:42	7440-36-0	
Arsenic	**0.0041**	mg/L	0.0020	0.0012	1	08/11/25 20:04	08/21/25 17:42	7440-38-2	
Barium	**0.088**	mg/L	0.0050	0.0012	1	08/11/25 20:04	08/21/25 17:42	7440-39-3	
Beryllium	ND	mg/L	0.00040	0.00015	1	08/11/25 20:04	08/21/25 17:42	7440-41-7	
Boron	**9.7**	mg/L	2.0	0.31	50	08/11/25 20:04	08/22/25 05:41	7440-42-8	
Cadmium	ND	mg/L	0.00050	0.00012	1	08/11/25 20:04	08/21/25 17:42	7440-43-9	
Calcium	**364**	mg/L	20.0	5.0	50	08/11/25 20:04	08/23/25 08:04	7440-70-2	
Chromium	ND	mg/L	0.0050	0.0012	1	08/11/25 20:04	08/21/25 17:42	7440-47-3	
Cobalt	**0.0056**	mg/L	0.0050	0.0012	1	08/11/25 20:04	08/21/25 17:42	7440-48-4	
Iron	**13.5**	mg/L	0.040	0.012	1	08/11/25 20:04	08/21/25 17:42	7439-89-6	
Lead	ND	mg/L	0.0010	0.00025	1	08/11/25 20:04	08/21/25 17:42	7439-92-1	
Magnesium	**91.6**	mg/L	2.5	0.50	50	08/11/25 20:04	08/23/25 08:04	7439-95-4	
Manganese	**1.0**	mg/L	0.25	0.062	50	08/11/25 20:04	08/22/25 05:41	7439-96-5	
Molybdenum	**0.0074J**	mg/L	0.010	0.0025	1	08/11/25 20:04	08/21/25 17:42	7439-98-7	
Potassium	**9.0**	mg/L	0.40	0.10	1	08/11/25 20:04	08/21/25 17:42	7440-09-7	
Selenium	**0.0023J**	mg/L	0.0050	0.0012	1	08/11/25 20:04	08/21/25 17:42	7782-49-2	
Sodium	**89.1**	mg/L	20.0	7.5	50	08/11/25 20:04	08/23/25 08:04	7440-23-5	
Thallium	ND	mg/L	0.00050	0.00015	1	08/11/25 20:04	08/21/25 17:42	7440-28-0	

This report shall not be reproduced, except in full,
without the written consent of Pace Analytical Services, LLC.

Pace Analytical Services, LLC
9800 Kincey Ave. Suite 100
Huntersville, NC 28078
(704)875-9092

ANALYTICAL RESULTS

Project: Bowen AP-1 CA Post-Inj #2 Wk 3
Pace Project No.: 92812036

Sample: BOW-PT-06 **Lab ID: 92812036004** Collected: 08/07/25 13:00 Received: 08/08/25 10:28 Matrix: Water

Parameters	Results	Units	Report Limit	MDL	DF	Prepared	Analyzed	CAS No.	Qual
WCOL 7470 Mercury	Analytical Method: EPA 7470A Preparation Method: EPA 7470A Pace Analytical Services - West Columbia								
Mercury	ND	mg/L	0.00020	0.000091	1	08/12/25 21:21	08/13/25 22:30	7439-97-6	

This report shall not be reproduced, except in full,
without the written consent of Pace Analytical Services, LLC.

Pace Analytical Services, LLC
9800 Kincey Ave. Suite 100
Huntersville, NC 28078
(704)875-9092

ANALYTICAL RESULTS

Project: Bowen AP-1 CA Post-Inj #2 Wk 3
Pace Project No.: 92812036

Sample: BOW-INW-01 **Lab ID: 92812036005** Collected: 08/06/25 10:35 Received: 08/08/25 10:28 Matrix: Water

Parameters	Results	Units	Report Limit	MDL	DF	Prepared	Analyzed	CAS No.	Qual
Metals (ICPMS) 6020B	Analytical Method: EPA 6020B Preparation Method: 3015								
	Pace National - Mt. Juliet								
Lithium	**0.0105**	mg/L	0.00200	0.000600	1	08/15/25 23:45	08/28/25 14:15	7439-93-2	
2320B Alkalinity	Analytical Method: SM 2320B-2021								
	Pace Analytical Services - Asheville								
Alkalinity,Bicarbonate (CaCO3)	**209**	mg/L	5.0	5.0	1		08/18/25 18:40		
Alkalinity,Carbonate (CaCO3)	ND	mg/L	5.0	5.0	1		08/18/25 18:40		
Alkalinity, Total as CaCO3	**209**	mg/L	5.0	5.0	1		08/18/25 18:40		
2540C Total Dissolved Solids	Analytical Method: SM 2540C-2020								
	Pace Analytical Services - Asheville								
Total Dissolved Solids	**1640**	mg/L	50.0	50.0	1		08/12/25 13:38		
4500S2D Sulfide Water	Analytical Method: SM 4500-S2D-2021								
	Pace Analytical Services - Asheville								
Sulfide	ND	mg/L	0.10	0.022	1		08/11/25 19:43	18496-25-8	
300.0 IC Anions 28 Days	Analytical Method: EPA 300.0 Rev 2.1 1993								
	Pace Analytical Services - Asheville								
Chloride	**339**	mg/L	9.0	5.4	9		08/10/25 08:09	16887-00-6	
Fluoride	**0.36**	mg/L	0.10	0.050	1		08/10/25 01:16	16984-48-8	
Sulfate	**310**	mg/L	9.0	4.5	9		08/10/25 08:09	14808-79-8	
WC 6020B MET ICPMS	Analytical Method: EPA 6020B Preparation Method: EPA 3005A								
	Pace Analytical Services - West Columbia								
Antimony	ND	mg/L	0.0020	0.00050	1	08/11/25 20:04	08/21/25 17:46	7440-36-0	
Arsenic	ND	mg/L	0.0020	0.0012	1	08/11/25 20:04	08/21/25 17:46	7440-38-2	
Barium	**0.070**	mg/L	0.0050	0.0012	1	08/11/25 20:04	08/21/25 17:46	7440-39-3	
Beryllium	ND	mg/L	0.00040	0.00015	1	08/11/25 20:04	08/21/25 17:46	7440-41-7	
Boron	**9.6**	mg/L	2.0	0.31	50	08/11/25 20:04	08/22/25 05:50	7440-42-8	
Cadmium	ND	mg/L	0.00050	0.00012	1	08/11/25 20:04	08/21/25 17:46	7440-43-9	
Calcium	**309**	mg/L	20.0	5.0	50	08/11/25 20:04	08/23/25 08:13	7440-70-2	
Chromium	ND	mg/L	0.0050	0.0012	1	08/11/25 20:04	08/21/25 17:46	7440-47-3	
Cobalt	**0.0086**	mg/L	0.0050	0.0012	1	08/11/25 20:04	08/21/25 17:46	7440-48-4	
Iron	**10.7**	mg/L	0.040	0.012	1	08/11/25 20:04	08/21/25 17:46	7439-89-6	
Lead	ND	mg/L	0.0010	0.00025	1	08/11/25 20:04	08/21/25 17:46	7439-92-1	
Magnesium	**43.8**	mg/L	0.050	0.010	1	08/11/25 20:04	08/21/25 17:46	7439-95-4	
Manganese	**2.3**	mg/L	0.25	0.062	50	08/11/25 20:04	08/22/25 05:50	7439-96-5	
Molybdenum	**0.048**	mg/L	0.010	0.0025	1	08/11/25 20:04	08/21/25 17:46	7439-98-7	
Potassium	**8.4**	mg/L	0.40	0.10	1	08/11/25 20:04	08/21/25 17:46	7440-09-7	
Selenium	**0.0014J**	mg/L	0.0050	0.0012	1	08/11/25 20:04	08/21/25 17:46	7782-49-2	
Sodium	**67.6**	mg/L	20.0	7.5	50	08/11/25 20:04	08/23/25 08:13	7440-23-5	
Thallium	**0.00034J**	mg/L	0.00050	0.00015	1	08/11/25 20:04	08/21/25 17:46	7440-28-0	

This report shall not be reproduced, except in full,
without the written consent of Pace Analytical Services, LLC.

Pace Analytical Services, LLC
9800 Kincey Ave. Suite 100
Huntersville, NC 28078
(704)875-9092

ANALYTICAL RESULTS

Project: Bowen AP-1 CA Post-Inj #2 Wk 3
Pace Project No.: 92812036

Sample: BOW-INW-01 **Lab ID: 92812036005** Collected: 08/06/25 10:35 Received: 08/08/25 10:28 Matrix: Water

Parameters	Results	Units	Report Limit	MDL	DF	Prepared	Analyzed	CAS No.	Qual
WCOL 7470 Mercury	Analytical Method: EPA 7470A Preparation Method: EPA 7470A Pace Analytical Services - West Columbia								
Mercury	**0.00018J**	mg/L	0.00020	0.000091	1	08/12/25 21:21	08/13/25 22:32	7439-97-6	

This report shall not be reproduced, except in full,
without the written consent of Pace Analytical Services, LLC.

Pace Analytical Services, LLC
9800 Kincey Ave. Suite 100
Huntersville, NC 28078
(704)875-9092

ANALYTICAL RESULTS

Project: Bowen AP-1 CA Post-Inj #2 Wk 3
Pace Project No.: 92812036

Sample: BOW-AP1-FD-01 **Lab ID: 92812036006** Collected: 08/06/25 00:00 Received: 08/08/25 10:28 Matrix: Water

Parameters	Results	Units	Report Limit	MDL	DF	Prepared	Analyzed	CAS No.	Qual
Metals (ICPMS) 6020B	Analytical Method: EPA 6020B Preparation Method: 3015								
	Pace National - Mt. Juliet								
Lithium	**0.0104**	mg/L	0.00200	0.000600	1	08/15/25 23:45	08/28/25 14:18	7439-93-2	
2320B Alkalinity	Analytical Method: SM 2320B-2021								
	Pace Analytical Services - Asheville								
Alkalinity,Bicarbonate (CaCO3)	**207**	mg/L	5.0	5.0	1		08/18/25 18:48		
Alkalinity,Carbonate (CaCO3)	ND	mg/L	5.0	5.0	1		08/18/25 18:48		
Alkalinity, Total as CaCO3	**207**	mg/L	5.0	5.0	1		08/18/25 18:48		
2540C Total Dissolved Solids	Analytical Method: SM 2540C-2020								
	Pace Analytical Services - Asheville								
Total Dissolved Solids	**1570**	mg/L	50.0	50.0	1		08/12/25 13:38		
4500S2D Sulfide Water	Analytical Method: SM 4500-S2D-2021								
	Pace Analytical Services - Asheville								
Sulfide	ND	mg/L	0.10	0.022	1		08/11/25 19:43	18496-25-8	
300.0 IC Anions 28 Days	Analytical Method: EPA 300.0 Rev 2.1 1993								
	Pace Analytical Services - Asheville								
Chloride	**340**	mg/L	9.0	5.4	9		08/10/25 08:23	16887-00-6	
Fluoride	**0.36**	mg/L	0.10	0.050	1		08/10/25 01:31	16984-48-8	
Sulfate	**311**	mg/L	9.0	4.5	9		08/10/25 08:23	14808-79-8	
WC 6020B MET ICPMS	Analytical Method: EPA 6020B Preparation Method: EPA 3005A								
	Pace Analytical Services - West Columbia								
Antimony	ND	mg/L	0.0020	0.00050	1	08/11/25 20:04	08/21/25 17:50	7440-36-0	
Arsenic	ND	mg/L	0.0020	0.0012	1	08/11/25 20:04	08/21/25 17:50	7440-38-2	
Barium	**0.073**	mg/L	0.0050	0.0012	1	08/11/25 20:04	08/21/25 17:50	7440-39-3	
Beryllium	ND	mg/L	0.00040	0.00015	1	08/11/25 20:04	08/21/25 17:50	7440-41-7	
Boron	**9.6**	mg/L	2.0	0.31	50	08/11/25 20:04	08/22/25 05:58	7440-42-8	
Cadmium	ND	mg/L	0.00050	0.00012	1	08/11/25 20:04	08/21/25 17:50	7440-43-9	
Calcium	**317**	mg/L	20.0	5.0	50	08/11/25 20:04	08/23/25 08:21	7440-70-2	
Chromium	ND	mg/L	0.0050	0.0012	1	08/11/25 20:04	08/21/25 17:50	7440-47-3	
Cobalt	**0.0090**	mg/L	0.0050	0.0012	1	08/11/25 20:04	08/21/25 17:50	7440-48-4	
Iron	**11.3**	mg/L	0.040	0.012	1	08/11/25 20:04	08/21/25 17:50	7439-89-6	
Lead	ND	mg/L	0.0010	0.00025	1	08/11/25 20:04	08/21/25 17:50	7439-92-1	
Magnesium	**45.2**	mg/L	0.050	0.010	1	08/11/25 20:04	08/21/25 17:50	7439-95-4	
Manganese	**2.3**	mg/L	0.25	0.062	50	08/11/25 20:04	08/22/25 05:58	7439-96-5	
Molybdenum	**0.049**	mg/L	0.010	0.0025	1	08/11/25 20:04	08/21/25 17:50	7439-98-7	
Potassium	**8.4**	mg/L	0.40	0.10	1	08/11/25 20:04	08/21/25 17:50	7440-09-7	
Selenium	**0.0017J**	mg/L	0.0050	0.0012	1	08/11/25 20:04	08/21/25 17:50	7782-49-2	
Sodium	**67.2**	mg/L	20.0	7.5	50	08/11/25 20:04	08/23/25 08:21	7440-23-5	
Thallium	**0.00033J**	mg/L	0.00050	0.00015	1	08/11/25 20:04	08/21/25 17:50	7440-28-0	

This report shall not be reproduced, except in full,
without the written consent of Pace Analytical Services, LLC.

Pace Analytical Services, LLC
9800 Kincey Ave. Suite 100
Huntersville, NC 28078
(704)875-9092

ANALYTICAL RESULTS

Project: Bowen AP-1 CA Post-Inj #2 Wk 3
Pace Project No.: 92812036

Sample: BOW-AP1-FD-01 **Lab ID: 92812036006** Collected: 08/06/25 00:00 Received: 08/08/25 10:28 Matrix: Water

Parameters	Results	Units	Report Limit	MDL	DF	Prepared	Analyzed	CAS No.	Qual
WCOL 7470 Mercury	Analytical Method: EPA 7470A Preparation Method: EPA 7470A Pace Analytical Services - West Columbia								
Mercury	**0.00031**	mg/L	0.00020	0.000091	1	08/12/25 21:21	08/13/25 22:35	7439-97-6	

This report shall not be reproduced, except in full,
without the written consent of Pace Analytical Services, LLC.

Pace Analytical Services, LLC
9800 Kincey Ave. Suite 100
Huntersville, NC 28078
(704)875-9092

ANALYTICAL RESULTS

Project: Bowen AP-1 CA Post-Inj #2 Wk 3
Pace Project No.: 92812036

Sample: BOW-AP1-FB-01 **Lab ID: 92812036007** Collected: 08/07/25 16:20 Received: 08/08/25 10:28 Matrix: Water

Parameters	Results	Units	Report Limit	MDL	DF	Prepared	Analyzed	CAS No.	Qual
Metals (ICPMS) 6020B	Analytical Method: EPA 6020B Preparation Method: 3015								
	Pace National - Mt. Juliet								
Lithium	ND	mg/L	0.00200	0.000600	1	08/15/25 23:45	08/28/25 14:21	7439-93-2	
2320B Alkalinity	Analytical Method: SM 2320B-2021								
	Pace Analytical Services - Asheville								
Alkalinity,Bicarbonate (CaCO3)	ND	mg/L	5.0	5.0	1		08/18/25 21:02		
Alkalinity,Carbonate (CaCO3)	ND	mg/L	5.0	5.0	1		08/18/25 21:02		
Alkalinity, Total as CaCO3	ND	mg/L	5.0	5.0	1		08/18/25 21:02		
2540C Total Dissolved Solids	Analytical Method: SM 2540C-2020								
	Pace Analytical Services - Asheville								
Total Dissolved Solids	ND	mg/L	25.0	25.0	1		08/13/25 11:50		
4500S2D Sulfide Water	Analytical Method: SM 4500-S2D-2021								
	Pace Analytical Services - Asheville								
Sulfide	ND	mg/L	0.10	0.022	1		08/11/25 19:55	18496-25-8	
300.0 IC Anions 28 Days	Analytical Method: EPA 300.0 Rev 2.1 1993								
	Pace Analytical Services - Asheville								
Chloride	ND	mg/L	1.0	0.60	1		08/09/25 16:36	16887-00-6	
Fluoride	ND	mg/L	0.10	0.050	1		08/09/25 16:36	16984-48-8	
Sulfate	ND	mg/L	1.0	0.50	1		08/09/25 16:36	14808-79-8	
WC 6020B MET ICPMS	Analytical Method: EPA 6020B Preparation Method: EPA 3005A								
	Pace Analytical Services - West Columbia								
Antimony	ND	mg/L	0.0020	0.00050	1	08/11/25 20:04	08/22/25 04:06	7440-36-0	
Arsenic	ND	mg/L	0.0020	0.0012	1	08/11/25 20:04	08/22/25 04:06	7440-38-2	
Barium	ND	mg/L	0.0050	0.0012	1	08/11/25 20:04	08/22/25 04:06	7440-39-3	
Beryllium	ND	mg/L	0.00040	0.00015	1	08/11/25 20:04	08/22/25 04:06	7440-41-7	
Boron	ND	mg/L	0.040	0.0062	1	08/11/25 20:04	08/22/25 04:06	7440-42-8	
Cadmium	ND	mg/L	0.00050	0.00012	1	08/11/25 20:04	08/22/25 04:06	7440-43-9	
Calcium	**0.20J**	mg/L	0.40	0.10	1	08/11/25 20:04	08/21/25 17:53	7440-70-2	M1
Chromium	ND	mg/L	0.0050	0.0012	1	08/11/25 20:04	08/22/25 04:06	7440-47-3	
Cobalt	ND	mg/L	0.0050	0.0012	1	08/11/25 20:04	08/22/25 04:06	7440-48-4	
Iron	ND	mg/L	0.040	0.012	1	08/11/25 20:04	08/22/25 04:06	7439-89-6	
Lead	ND	mg/L	0.0010	0.00025	1	08/11/25 20:04	08/22/25 04:06	7439-92-1	
Magnesium	ND	mg/L	0.050	0.010	1	08/11/25 20:04	08/22/25 04:06	7439-95-4	
Manganese	ND	mg/L	0.0050	0.0012	1	08/11/25 20:04	08/22/25 04:06	7439-96-5	
Molybdenum	ND	mg/L	0.010	0.0025	1	08/11/25 20:04	08/22/25 04:06	7439-98-7	
Potassium	ND	mg/L	0.40	0.10	1	08/11/25 20:04	08/22/25 04:06	7440-09-7	
Selenium	ND	mg/L	0.0050	0.0012	1	08/11/25 20:04	08/22/25 04:06	7782-49-2	
Sodium	ND	mg/L	0.40	0.15	1	08/11/25 20:04	08/22/25 04:06	7440-23-5	
Thallium	ND	mg/L	0.00050	0.00015	1	08/11/25 20:04	08/22/25 04:06	7440-28-0	

This report shall not be reproduced, except in full,
without the written consent of Pace Analytical Services, LLC.

Pace Analytical Services, LLC
9800 Kincey Ave. Suite 100
Huntersville, NC 28078
(704)875-9092

ANALYTICAL RESULTS

Project: Bowen AP-1 CA Post-Inj #2 Wk 3
Pace Project No.: 92812036

Sample: BOW-AP1-FB-01 **Lab ID: 92812036007** Collected: 08/07/25 16:20 Received: 08/08/25 10:28 Matrix: Water

Parameters	Results	Units	Report Limit	MDL	DF	Prepared	Analyzed	CAS No.	Qual
WCOL 7470 Mercury	Analytical Method: EPA 7470A Preparation Method: EPA 7470A Pace Analytical Services - West Columbia								
Mercury	**0.00022**	mg/L	0.00020	0.000091	1	08/12/25 21:21	08/13/25 22:38	7439-97-6	

REPORT OF LABORATORY ANALYSIS

This report shall not be reproduced, except in full,
without the written consent of Pace Analytical Services, LLC.

Pace Analytical Services, LLC
9800 Kincey Ave. Suite 100
Huntersville, NC 28078
(704)875-9092

ANALYTICAL RESULTS

Project: Bowen AP-1 CA Post-Inj #2 Wk 3
Pace Project No.: 92812036

Sample: BOW-AP1-EB-01 **Lab ID: 92812036008** Collected: 08/07/25 16:30 Received: 08/08/25 10:28 Matrix: Water

Parameters	Results	Units	Report Limit	MDL	DF	Prepared	Analyzed	CAS No.	Qual
Metals (ICPMS) 6020B	Analytical Method: EPA 6020B Preparation Method: 3015								
	Pace National - Mt. Juliet								
Lithium	ND	mg/L	0.00200	0.000600	1	08/15/25 23:45	08/28/25 14:24	7439-93-2	
2320B Alkalinity	Analytical Method: SM 2320B-2021								
	Pace Analytical Services - Asheville								
Alkalinity,Bicarbonate (CaCO3)	ND	mg/L	5.0	5.0	1		08/18/25 21:06		
Alkalinity,Carbonate (CaCO3)	ND	mg/L	5.0	5.0	1		08/18/25 21:06		
Alkalinity, Total as CaCO3	ND	mg/L	5.0	5.0	1		08/18/25 21:06		
2540C Total Dissolved Solids	Analytical Method: SM 2540C-2020								
	Pace Analytical Services - Asheville								
Total Dissolved Solids	ND	mg/L	25.0	25.0	1		08/13/25 11:51		
4500S2D Sulfide Water	Analytical Method: SM 4500-S2D-2021								
	Pace Analytical Services - Asheville								
Sulfide	ND	mg/L	0.10	0.022	1		08/11/25 19:56	18496-25-8	
300.0 IC Anions 28 Days	Analytical Method: EPA 300.0 Rev 2.1 1993								
	Pace Analytical Services - Asheville								
Chloride	ND	mg/L	1.0	0.60	1		08/09/25 16:51	16887-00-6	
Fluoride	ND	mg/L	0.10	0.050	1		08/09/25 16:51	16984-48-8	
Sulfate	ND	mg/L	1.0	0.50	1		08/09/25 16:51	14808-79-8	
WC 6020B MET ICPMS	Analytical Method: EPA 6020B Preparation Method: EPA 3005A								
	Pace Analytical Services - West Columbia								
Antimony	ND	mg/L	0.0020	0.00050	1	08/11/25 20:04	08/22/25 04:49	7440-36-0	
Arsenic	ND	mg/L	0.0020	0.0012	1	08/11/25 20:04	08/22/25 04:49	7440-38-2	
Barium	ND	mg/L	0.0050	0.0012	1	08/11/25 20:04	08/22/25 04:49	7440-39-3	
Beryllium	ND	mg/L	0.00040	0.00015	1	08/11/25 20:04	08/22/25 04:49	7440-41-7	
Boron	ND	mg/L	0.040	0.0062	1	08/11/25 20:04	08/22/25 04:49	7440-42-8	
Cadmium	ND	mg/L	0.00050	0.00012	1	08/11/25 20:04	08/22/25 04:49	7440-43-9	
Calcium	ND	mg/L	0.40	0.10	1	08/11/25 20:04	08/21/25 18:20	7440-70-2	
Chromium	ND	mg/L	0.0050	0.0012	1	08/11/25 20:04	08/22/25 04:49	7440-47-3	
Cobalt	ND	mg/L	0.0050	0.0012	1	08/11/25 20:04	08/22/25 04:49	7440-48-4	
Iron	ND	mg/L	0.040	0.012	1	08/11/25 20:04	08/22/25 04:49	7439-89-6	
Lead	ND	mg/L	0.0010	0.00025	1	08/11/25 20:04	08/22/25 04:49	7439-92-1	
Magnesium	ND	mg/L	0.050	0.010	1	08/11/25 20:04	08/22/25 04:49	7439-95-4	
Manganese	ND	mg/L	0.0050	0.0012	1	08/11/25 20:04	08/22/25 04:49	7439-96-5	
Molybdenum	ND	mg/L	0.010	0.0025	1	08/11/25 20:04	08/22/25 04:49	7439-98-7	
Potassium	ND	mg/L	0.40	0.10	1	08/11/25 20:04	08/22/25 04:49	7440-09-7	
Selenium	ND	mg/L	0.0050	0.0012	1	08/11/25 20:04	08/22/25 04:49	7782-49-2	
Sodium	ND	mg/L	0.40	0.15	1	08/11/25 20:04	08/22/25 04:49	7440-23-5	
Thallium	ND	mg/L	0.00050	0.00015	1	08/11/25 20:04	08/22/25 04:49	7440-28-0	

This report shall not be reproduced, except in full,
without the written consent of Pace Analytical Services, LLC.

Pace Analytical Services, LLC
9800 Kincey Ave. Suite 100
Huntersville, NC 28078
(704)875-9092

ANALYTICAL RESULTS

Project: Bowen AP-1 CA Post-Inj #2 Wk 3
Pace Project No.: 92812036

Sample: BOW-AP1-EB-01 **Lab ID: 92812036008** Collected: 08/07/25 16:30 Received: 08/08/25 10:28 Matrix: Water

Parameters	Results	Units	Report Limit	MDL	DF	Prepared	Analyzed	CAS No.	Qual
WCOL 7470 Mercury	Analytical Method: EPA 7470A Preparation Method: EPA 7470A Pace Analytical Services - West Columbia								
Mercury	ND	mg/L	0.00020	0.000091	1	08/12/25 21:21	08/13/25 22:45	7439-97-6	

This report shall not be reproduced, except in full,
without the written consent of Pace Analytical Services, LLC.

Pace Analytical Services, LLC
9800 Kincey Ave. Suite 100
Huntersville, NC 28078
(704)875-9092

QUALITY CONTROL DATA

Project: Bowen AP-1 CA Post-Inj #2 Wk 3
Pace Project No.: 92812036

QC Batch: 2577756
QC Batch Method: 3015
Analysis Method: EPA 6020B
Analysis Description: Metals (ICPMS) 6020B
Laboratory: Pace National - Mt. Juliet
Associated Lab Samples: 92812036001, 92812036002, 92812036003, 92812036004, 92812036005, 92812036006, 92812036007, 92812036008

METHOD BLANK: R4265538-1 Matrix: Water
Associated Lab Samples: 92812036001, 92812036002, 92812036003, 92812036004, 92812036005, 92812036006, 92812036007, 92812036008

Parameter	Units	Blank Result	Reporting Limit	MDL	Analyzed	Qualifiers
Lithium	mg/L	ND	0.00200	0.000600	08/28/25 14:34	

LABORATORY CONTROL SAMPLE: R4265538-2

Parameter	Units	Spike Conc.	LCS Result	LCS % Rec	% Rec Limits	Qualifiers
Lithium	mg/L	0.0500	0.0499	99.9	80.0-120	

MATRIX SPIKE & MATRIX SPIKE DUPLICATE: R4265538-4 R4265538-5

Parameter	Units	Result	MS Spike Conc.	MSD Spike Conc.	MS Result	MSD Result	MS % Rec	MSD % Rec	% Rec Limits	RPD	Max RPD	Qual
Lithium	mg/L		0.0500	0.0500	0.0482	0.0478	96.3	95.6	75.0-125	0.783	20	

Results presented on this page are in the units indicated by the "Units" column except where an alternate unit is presented to the right of the result.

This report shall not be reproduced, except in full,
without the written consent of Pace Analytical Services, LLC.

Pace Analytical Services, LLC
9800 Kincey Ave. Suite 100
Huntersville, NC 28078
(704)875-9092

QUALITY CONTROL DATA

Project: Bowen AP-1 CA Post-Inj #2 Wk 3
Pace Project No.: 92812036

QC Batch: 954704
QC Batch Method: SM 2320B-2021
Analysis Method: SM 2320B-2021
Analysis Description: 2320B Alkalinity
Laboratory: Pace Analytical Services - Asheville
Associated Lab Samples: 92812036001, 92812036002, 92812036005, 92812036006

METHOD BLANK: 4906786 Matrix: Water
Associated Lab Samples: 92812036001, 92812036002, 92812036005, 92812036006

Parameter	Units	Blank Result	Reporting Limit	MDL	Analyzed	Qualifiers
Alkalinity, Total as CaCO3	mg/L	ND	5.0	5.0	08/18/25 16:45	
Alkalinity,Bicarbonate (CaCO3)	mg/L	ND	5.0	5.0	08/18/25 16:45	
Alkalinity,Carbonate (CaCO3)	mg/L	ND	5.0	5.0	08/18/25 16:45	

LABORATORY CONTROL SAMPLE: 4906787

Parameter	Units	Spike Conc.	LCS Result	LCS % Rec	% Rec Limits	Qualifiers
Alkalinity, Total as CaCO3	mg/L	50	52.3	105	80-120	

LABORATORY CONTROL SAMPLE: 4906788

Parameter	Units	Spike Conc.	LCS Result	LCS % Rec	% Rec Limits	Qualifiers
Alkalinity, Total as CaCO3	mg/L	50	52.5	105	80-120	

MATRIX SPIKE & MATRIX SPIKE DUPLICATE: 4906789 4906790

Parameter	Units	92811931002 Result	MS Spike Conc.	MSD Spike Conc.	MS Result	MSD Result	MS % Rec	MSD % Rec	% Rec Limits	RPD	Max RPD	Qual
Alkalinity, Total as CaCO3	mg/L	10.5	50	50	44.7	45.5	68	70	80-120	2	25	M1

MATRIX SPIKE & MATRIX SPIKE DUPLICATE: 4906791 4906792

Parameter	Units	92811931003 Result	MS Spike Conc.	MSD Spike Conc.	MS Result	MSD Result	MS % Rec	MSD % Rec	% Rec Limits	RPD	Max RPD	Qual
Alkalinity, Total as CaCO3	mg/L	ND	50	50	22.1	14.9	44	30	80-120	39	25	M1,R1

Results presented on this page are in the units indicated by the "Units" column except where an alternate unit is presented to the right of the result.

This report shall not be reproduced, except in full,
without the written consent of Pace Analytical Services, LLC.

Pace Analytical Services, LLC
9800 Kincey Ave. Suite 100
Huntersville, NC 28078
(704)875-9092

QUALITY CONTROL DATA

Project: Bowen AP-1 CA Post-Inj #2 Wk 3
Pace Project No.: 92812036

QC Batch: 954706
QC Batch Method: SM 2320B-2021
Analysis Method: SM 2320B-2021
Analysis Description: 2320B Alkalinity
Laboratory: Pace Analytical Services - Asheville
Associated Lab Samples: 92812036003, 92812036004, 92812036007, 92812036008

METHOD BLANK: 4906799 Matrix: Water
Associated Lab Samples: 92812036003, 92812036004, 92812036007, 92812036008

Parameter	Units	Blank Result	Reporting Limit	MDL	Analyzed	Qualifiers
Alkalinity, Total as CaCO3	mg/L	ND	5.0	5.0	08/18/25 19:52	
Alkalinity,Bicarbonate (CaCO3)	mg/L	ND	5.0	5.0	08/18/25 19:52	
Alkalinity,Carbonate (CaCO3)	mg/L	ND	5.0	5.0	08/18/25 19:52	

LABORATORY CONTROL SAMPLE: 4906800

Parameter	Units	Spike Conc.	LCS Result	LCS % Rec	% Rec Limits	Qualifiers
Alkalinity, Total as CaCO3	mg/L	50	52.1	104	80-120	

LABORATORY CONTROL SAMPLE: 4906801

Parameter	Units	Spike Conc.	LCS Result	LCS % Rec	% Rec Limits	Qualifiers
Alkalinity, Total as CaCO3	mg/L	50	51.4	103	80-120	

MATRIX SPIKE & MATRIX SPIKE DUPLICATE: 4906802 4906803

Parameter	Units	92811931004 Result	MS Spike Conc.	MSD Spike Conc.	MS Result	MSD Result	MS % Rec	MSD % Rec	% Rec Limits	RPD	Max RPD	Qual
Alkalinity, Total as CaCO3	mg/L	ND	50	50	32.0	33.3	64	67	80-120	4	25	M1

MATRIX SPIKE & MATRIX SPIKE DUPLICATE: 4906804 4906805

Parameter	Units	92811931005 Result	MS Spike Conc.	MSD Spike Conc.	MS Result	MSD Result	MS % Rec	MSD % Rec	% Rec Limits	RPD	Max RPD	Qual
Alkalinity, Total as CaCO3	mg/L	ND	50	50	ND	ND	0	0	80-120		25	M1

Results presented on this page are in the units indicated by the "Units" column except where an alternate unit is presented to the right of the result.

REPORT OF LABORATORY ANALYSIS

This report shall not be reproduced, except in full,
without the written consent of Pace Analytical Services, LLC.

Pace Analytical Services, LLC
9800 Kincey Ave. Suite 100
Huntersville, NC 28078
(704)875-9092

QUALITY CONTROL DATA

Project: Bowen AP-1 CA Post-Inj #2 Wk 3
Pace Project No.: 92812036

QC Batch: 953404
QC Batch Method: SM 2540C-2020
Analysis Method: SM 2540C-2020
Analysis Description: 2540C Total Dissolved Solids
Laboratory: Pace Analytical Services - Asheville
Associated Lab Samples: 92812036001, 92812036002, 92812036005, 92812036006

METHOD BLANK: 4899556 Matrix: Water
Associated Lab Samples: 92812036001, 92812036002, 92812036005, 92812036006

Parameter	Units	Blank Result	Reporting Limit	MDL	Analyzed	Qualifiers
Total Dissolved Solids	mg/L	ND	25.0	25.0	08/12/25 13:33	

LABORATORY CONTROL SAMPLE: 4899557

Parameter	Units	Spike Conc.	LCS Result	LCS % Rec	% Rec Limits	Qualifiers
Total Dissolved Solids	mg/L	250	260	104	90-110	

SAMPLE DUPLICATE: 4899558

Parameter	Units	92811613002 Result	Dup Result	RPD	Max RPD	Qualifiers
Total Dissolved Solids	mg/L	110	114	4	25	

SAMPLE DUPLICATE: 4899559

Parameter	Units	92810483024 Result	Dup Result	RPD	Max RPD	Qualifiers
Total Dissolved Solids	mg/L	964	1030	6	25	

Results presented on this page are in the units indicated by the "Units" column except where an alternate unit is presented to the right of the result.

This report shall not be reproduced, except in full,
without the written consent of Pace Analytical Services, LLC.

Pace Analytical Services, LLC
9800 Kincey Ave. Suite 100
Huntersville, NC 28078
(704)875-9092

QUALITY CONTROL DATA

Project: Bowen AP-1 CA Post-Inj #2 Wk 3
Pace Project No.: 92812036

QC Batch: 953690
QC Batch Method: SM 2540C-2020
Analysis Method: SM 2540C-2020
Analysis Description: 2540C Total Dissolved Solids
Laboratory: Pace Analytical Services - Asheville
Associated Lab Samples: 92812036003, 92812036004, 92812036007, 92812036008

METHOD BLANK: 4901185 Matrix: Water
Associated Lab Samples: 92812036003, 92812036004, 92812036007, 92812036008

Parameter	Units	Blank Result	Reporting Limit	MDL	Analyzed	Qualifiers
Total Dissolved Solids	mg/L	ND	25.0	25.0	08/13/25 11:49	

LABORATORY CONTROL SAMPLE: 4901186

Parameter	Units	Spike Conc.	LCS Result	LCS % Rec	% Rec Limits	Qualifiers
Total Dissolved Solids	mg/L	250	260	104	90-110	

SAMPLE DUPLICATE: 4901187

Parameter	Units	92811951033 Result	Dup Result	RPD	Max RPD	Qualifiers
Total Dissolved Solids	mg/L	411	423	3	25	

SAMPLE DUPLICATE: 4901188

Parameter	Units	92810483023 Result	Dup Result	RPD	Max RPD	Qualifiers
Total Dissolved Solids	mg/L	683	767	12	25	

Results presented on this page are in the units indicated by the "Units" column except where an alternate unit is presented to the right of the result.

This report shall not be reproduced, except in full,
without the written consent of Pace Analytical Services, LLC.

Pace Analytical Services, LLC
9800 Kincey Ave. Suite 100
Huntersville, NC 28078
(704)875-9092

QUALITY CONTROL DATA

Project: Bowen AP-1 CA Post-Inj #2 Wk 3
Pace Project No.: 92812036

QC Batch: 953247
QC Batch Method: SM 4500-S2D-2021
Analysis Method: SM 4500-S2D-2021
Analysis Description: 4500S2D Sulfide Water
Laboratory: Pace Analytical Services - Asheville
Associated Lab Samples: 92812036001, 92812036002, 92812036003, 92812036004, 92812036005, 92812036006, 92812036007, 92812036008

METHOD BLANK: 4898789
Matrix: Water
Associated Lab Samples: 92812036001, 92812036002, 92812036003, 92812036004, 92812036005, 92812036006, 92812036007, 92812036008

Parameter	Units	Blank Result	Reporting Limit	MDL	Analyzed	Qualifiers
Sulfide	mg/L	ND	0.10	0.022	08/11/25 19:29	

LABORATORY CONTROL SAMPLE: 4898790

Parameter	Units	Spike Conc.	LCS Result	LCS % Rec	% Rec Limits	Qualifiers
Sulfide	mg/L	0.5	0.53	106	80-120	

MATRIX SPIKE & MATRIX SPIKE DUPLICATE: 4898791 4898792

Parameter	Units	92811978002 Result	MS Spike Conc.	MSD Spike Conc.	MS Result	MSD Result	MS % Rec	MSD % Rec	% Rec Limits	RPD	Max RPD	Qual
Sulfide	mg/L	ND	0.5	0.5	0.58	0.60	111	115	80-120	3	10	

MATRIX SPIKE & MATRIX SPIKE DUPLICATE: 4898793 4898794

Parameter	Units	92812036004 Result	MS Spike Conc.	MSD Spike Conc.	MS Result	MSD Result	MS % Rec	MSD % Rec	% Rec Limits	RPD	Max RPD	Qual
Sulfide	mg/L	ND	0.5	0.5	0.47	0.52	92	102	80-120	10	10	

Results presented on this page are in the units indicated by the "Units" column except where an alternate unit is presented to the right of the result.

REPORT OF LABORATORY ANALYSIS

This report shall not be reproduced, except in full,
without the written consent of Pace Analytical Services, LLC.

Pace Analytical Services, LLC
9800 Kincey Ave. Suite 100
Huntersville, NC 28078
(704)875-9092

QUALITY CONTROL DATA

Project: Bowen AP-1 CA Post-Inj #2 Wk 3
Pace Project No.: 92812036

QC Batch: 953017
QC Batch Method: EPA 300.0 Rev 2.1 1993
Analysis Method: EPA 300.0 Rev 2.1 1993
Analysis Description: 300.0 IC Anions
Laboratory: Pace Analytical Services - Asheville
Associated Lab Samples: 92812036001, 92812036002

METHOD BLANK: 4897703
Matrix: Water
Associated Lab Samples: 92812036001, 92812036002

Parameter	Units	Blank Result	Reporting Limit	MDL	Analyzed	Qualifiers
Chloride	mg/L	ND	1.0	0.60	08/10/25 00:25	
Fluoride	mg/L	ND	0.10	0.050	08/10/25 00:25	
Sulfate	mg/L	ND	1.0	0.50	08/10/25 00:25	

LABORATORY CONTROL SAMPLE: 4897704

Parameter	Units	Spike Conc.	LCS Result	LCS % Rec	% Rec Limits	Qualifiers
Chloride	mg/L	50	50.4	101	90-110	
Fluoride	mg/L	2.5	2.4	98	90-110	
Sulfate	mg/L	50	49.5	99	90-110	

MATRIX SPIKE & MATRIX SPIKE DUPLICATE: 4897705 4897706

Parameter	Units	92810483016 Result	MS Spike Conc.	MSD Spike Conc.	MS Result	MSD Result	MS % Rec	MSD % Rec	% Rec Limits	RPD	Max RPD	Qual
Chloride	mg/L	5.3	50	50	55.8	54.8	101	99	90-110	2	10	
Fluoride	mg/L	0.077J	2.5	2.5	2.5	2.5	97	95	90-110	2	10	
Sulfate	mg/L	56.9	50	50	94.0	93.0	74	72	90-110	1	10	M1

MATRIX SPIKE & MATRIX SPIKE DUPLICATE: 4897707 4897708

Parameter	Units	92810483026 Result	MS Spike Conc.	MSD Spike Conc.	MS Result	MSD Result	MS % Rec	MSD % Rec	% Rec Limits	RPD	Max RPD	Qual
Chloride	mg/L	418	50	50	453	452	69	69	90-110	0	10	M1
Fluoride	mg/L	0.061J	2.5	2.5	2.5	2.5	97	97	90-110	1	10	
Sulfate	mg/L	205	50	50	245	244	79	78	90-110	0	10	M1

Results presented on this page are in the units indicated by the "Units" column except where an alternate unit is presented to the right of the result.

This report shall not be reproduced, except in full,
without the written consent of Pace Analytical Services, LLC.

Pace Analytical Services, LLC
9800 Kincey Ave. Suite 100
Huntersville, NC 28078
(704)875-9092

QUALITY CONTROL DATA

Project: Bowen AP-1 CA Post-Inj #2 Wk 3
Pace Project No.: 92812036

QC Batch: 953039
QC Batch Method: EPA 300.0 Rev 2.1 1993
Analysis Method: EPA 300.0 Rev 2.1 1993
Analysis Description: 300.0 IC Anions
Laboratory: Pace Analytical Services - Asheville
Associated Lab Samples: 92812036003, 92812036004, 92812036005, 92812036006, 92812036007, 92812036008

METHOD BLANK: 4897765 Matrix: Water
Associated Lab Samples: 92812036003, 92812036004, 92812036005, 92812036006, 92812036007, 92812036008

Parameter	Units	Blank Result	Reporting Limit	MDL	Analyzed	Qualifiers
Chloride	mg/L	ND	1.0	0.60	08/09/25 22:33	
Fluoride	mg/L	ND	0.10	0.050	08/09/25 22:33	
Sulfate	mg/L	ND	1.0	0.50	08/09/25 22:33	

LABORATORY CONTROL SAMPLE: 4897766

Parameter	Units	Spike Conc.	LCS Result	LCS % Rec	% Rec Limits	Qualifiers
Chloride	mg/L	50	52.7	105	90-110	
Fluoride	mg/L	2.5	2.7	109	90-110	
Sulfate	mg/L	50	53.2	106	90-110	

MATRIX SPIKE & MATRIX SPIKE DUPLICATE: 4897767 4897768

Parameter	Units	92811971001 Result	MS Spike Conc.	MSD Spike Conc.	MS Result	MSD Result	MS % Rec	MSD % Rec	% Rec Limits	RPD	Max RPD	Qual
Chloride	mg/L	21.7	50	50	77.2	75.3	111	107	90-110	2	10	M1
Fluoride	mg/L	0.080J	2.5	2.5	3.6	3.5	140	135	90-110	3	10	M1
Sulfate	mg/L	ND	50	50	56.9	54.9	113	109	90-110	4	10	M1

MATRIX SPIKE & MATRIX SPIKE DUPLICATE: 4897771 4897772

Parameter	Units	92812045001 Result	MS Spike Conc.	MSD Spike Conc.	MS Result	MSD Result	MS % Rec	MSD % Rec	% Rec Limits	RPD	Max RPD	Qual
Chloride	mg/L	144	50	50	183	190	77	91	90-110	4	10	M1
Fluoride	mg/L	0.34	2.5	2.5	3.0	3.1	107	109	90-110	1	10	
Sulfate	mg/L	91.8	50	50	111	115	38	46	90-110	4	10	M1

Results presented on this page are in the units indicated by the "Units" column except where an alternate unit is presented to the right of the result.

This report shall not be reproduced, except in full,
without the written consent of Pace Analytical Services, LLC.

Pace Analytical Services, LLC
9800 Kincey Ave. Suite 100
Huntersville, NC 28078
(704)875-9092

QUALITY CONTROL DATA

Project: Bowen AP-1 CA Post-Inj #2 Wk 3
Pace Project No.: 92812036

QC Batch: 953236
QC Batch Method: EPA 3005A
Analysis Method: EPA 6020B
Analysis Description: WC 6020B MET
Laboratory: Pace Analytical Services - West Columbia
Associated Lab Samples: 92812036001, 92812036002, 92812036003, 92812036004, 92812036005, 92812036006, 92812036007, 92812036008

METHOD BLANK: 4898702
Matrix: Water
Associated Lab Samples: 92812036001, 92812036002, 92812036003, 92812036004, 92812036005, 92812036006, 92812036007, 92812036008

Parameter	Units	Blank Result	Reporting Limit	MDL	Analyzed	Qualifiers
Antimony	mg/L	ND	0.0020	0.00050	08/22/25 03:49	
Arsenic	mg/L	ND	0.0020	0.0012	08/22/25 03:49	
Barium	mg/L	ND	0.0050	0.0012	08/22/25 03:49	
Beryllium	mg/L	ND	0.00040	0.00015	08/22/25 03:49	
Boron	mg/L	ND	0.040	0.0062	08/22/25 03:49	
Cadmium	mg/L	ND	0.00050	0.00012	08/22/25 03:49	
Calcium	mg/L	ND	0.40	0.10	08/21/25 17:01	
Chromium	mg/L	ND	0.0050	0.0012	08/22/25 03:49	
Cobalt	mg/L	ND	0.0050	0.0012	08/22/25 03:49	
Iron	mg/L	ND	0.040	0.012	08/22/25 03:49	
Lead	mg/L	ND	0.0010	0.00025	08/22/25 03:49	
Magnesium	mg/L	ND	0.050	0.010	08/22/25 03:49	
Manganese	mg/L	ND	0.0050	0.0012	08/22/25 03:49	
Molybdenum	mg/L	ND	0.010	0.0025	08/22/25 03:49	
Potassium	mg/L	ND	0.40	0.10	08/22/25 03:49	
Selenium	mg/L	ND	0.0050	0.0012	08/22/25 03:49	
Sodium	mg/L	ND	0.40	0.15	08/22/25 03:49	
Thallium	mg/L	ND	0.00050	0.00015	08/22/25 03:49	

LABORATORY CONTROL SAMPLE: 4898703

Parameter	Units	Spike Conc.	LCS Result	LCS % Rec	% Rec Limits	Qualifiers
Antimony	mg/L	0.1	0.092	92	80-120	
Arsenic	mg/L	0.1	0.093	93	80-120	
Barium	mg/L	0.1	0.096	96	80-120	
Beryllium	mg/L	0.1	0.094	94	80-120	
Boron	mg/L	0.1	0.096	96	80-120	
Cadmium	mg/L	0.1	0.092	92	80-120	
Calcium	mg/L	1	0.90	90	80-120	
Chromium	mg/L	0.1	0.10	101	80-120	
Cobalt	mg/L	0.1	0.10	104	80-120	
Iron	mg/L	1	1.0	101	80-120	
Lead	mg/L	0.1	0.098	98	80-120	
Magnesium	mg/L	1	0.99	99	80-120	
Manganese	mg/L	0.1	0.10	102	80-120	
Molybdenum	mg/L	0.1	0.092	92	80-120	
Potassium	mg/L	1	0.95	95	80-120	

Results presented on this page are in the units indicated by the "Units" column except where an alternate unit is presented to the right of the result.

This report shall not be reproduced, except in full,
without the written consent of Pace Analytical Services, LLC.

Pace Analytical Services, LLC
9800 Kincey Ave. Suite 100
Huntersville, NC 28078
(704)875-9092

QUALITY CONTROL DATA

Project: Bowen AP-1 CA Post-Inj #2 Wk 3
Pace Project No.: 92812036

LABORATORY CONTROL SAMPLE: 4898703

Parameter	Units	Spike Conc.	LCS Result	LCS % Rec	% Rec Limits	Qualifiers
Selenium	mg/L	0.1	0.087	87	80-120	
Sodium	mg/L	1	0.88	88	80-120	
Thallium	mg/L	0.1	0.099	99	80-120	

MATRIX SPIKE & MATRIX SPIKE DUPLICATE: 4898704 4898705

Parameter	Units	92812036007 Result	MS Spike Conc.	MSD Spike Conc.	MS Result	MSD Result	MS % Rec	MSD % Rec	% Rec Limits	RPD	Max RPD	Qual
Antimony	mg/L	ND	0.1	0.1	0.093	0.093	93	93	75-125	0	20	
Arsenic	mg/L	ND	0.1	0.1	0.096	0.097	96	97	75-125	1	20	
Barium	mg/L	ND	0.1	0.1	0.093	0.094	93	94	75-125	1	20	
Beryllium	mg/L	ND	0.1	0.1	0.097	0.099	97	99	75-125	2	20	
Boron	mg/L	ND	0.1	0.1	0.095	0.098	94	98	75-125	3	20	
Cadmium	mg/L	ND	0.1	0.1	0.096	0.097	96	97	75-125	0	20	
Calcium	mg/L	0.20J	1	1	0.89	0.88	69	68	75-125	1	20	M1
Chromium	mg/L	ND	0.1	0.1	0.097	0.099	96	98	75-125	2	20	
Cobalt	mg/L	ND	0.1	0.1	0.10	0.10	100	101	75-125	1	20	
Iron	mg/L	ND	1	1	0.96	1.0	96	99	75-125	4	20	
Lead	mg/L	ND	0.1	0.1	0.094	0.094	94	94	75-125	1	20	
Magnesium	mg/L	ND	1	1	0.95	0.98	95	98	75-125	3	20	
Manganese	mg/L	ND	0.1	0.1	0.099	0.10	99	100	75-125	1	20	
Molybdenum	mg/L	ND	0.1	0.1	0.088	0.088	88	88	75-125	0	20	
Potassium	mg/L	ND	1	1	0.93	0.93	93	93	75-125	0	20	
Selenium	mg/L	ND	0.1	0.1	0.097	0.099	97	99	75-125	1	20	
Sodium	mg/L	ND	1	1	0.85	0.87	85	87	75-125	3	20	
Thallium	mg/L	ND	0.1	0.1	0.096	0.096	96	96	75-125	0	20	

Results presented on this page are in the units indicated by the "Units" column except where an alternate unit is presented to the right of the result.

This report shall not be reproduced, except in full,
without the written consent of Pace Analytical Services, LLC.

Pace Analytical Services, LLC
9800 Kincey Ave. Suite 100
Huntersville, NC 28078
(704)875-9092

QUALITY CONTROL DATA

Project: Bowen AP-1 CA Post-Inj #2 Wk 3
Pace Project No.: 92812036

QC Batch: 953243
QC Batch Method: EPA 7470A
Analysis Method: EPA 7470A
Analysis Description: WCOL 7470 Mercury
Laboratory: Pace Analytical Services - West Columbia
Associated Lab Samples: 92812036001, 92812036002, 92812036003, 92812036004, 92812036005, 92812036006, 92812036007, 92812036008

METHOD BLANK: 4898771
Matrix: Water
Associated Lab Samples: 92812036001, 92812036002, 92812036003, 92812036004, 92812036005, 92812036006, 92812036007, 92812036008

Parameter	Units	Blank Result	Reporting Limit	MDL	Analyzed	Qualifiers
Mercury	mg/L	ND	0.00020	0.000091	08/13/25 21:55	

LABORATORY CONTROL SAMPLE: 4898772

Parameter	Units	Spike Conc.	LCS Result	LCS % Rec	% Rec Limits	Qualifiers
Mercury	mg/L	0.002	0.0019	96	80-120	

MATRIX SPIKE & MATRIX SPIKE DUPLICATE: 4898773 4898774

Parameter	Units	92812036007 Result	MS Spike Conc.	MSD Spike Conc.	MS Result	MSD Result	MS % Rec	MSD % Rec	% Rec Limits	RPD	Max RPD	Qual
Mercury	mg/L	0.00022	0.002	0.002	0.0019	0.0020	84	87	80-120	4	20	

Results presented on this page are in the units indicated by the "Units" column except where an alternate unit is presented to the right of the result.

This report shall not be reproduced, except in full,
without the written consent of Pace Analytical Services, LLC.

Pace Analytical Services, LLC
9800 Kincey Ave. Suite 100
Huntersville, NC 28078
(704)875-9092

QUALIFIERS

Project: Bowen AP-1 CA Post-Inj #2 Wk 3
Pace Project No.: 92812036

DEFINITIONS

DF - Dilution Factor, if reported, represents the factor applied to the reported data due to dilution of the sample aliquot.

ND - Not Detected at or above adjusted reporting limit.

TNTC - Too Numerous To Count

J - Estimated concentration above the adjusted method detection limit and below the adjusted reporting limit.

MDL - Adjusted Method Detection Limit.

PQL - Practical Quantitation Limit.

RL - Reporting Limit - The lowest concentration value that meets project requirements for quantitative data with known precision and bias for a specific analyte in a specific matrix.

S - Surrogate

1,2-Diphenylhydrazine decomposes to and cannot be separated from Azobenzene using Method 8270. The result for each analyte is a combined concentration.

Consistent with EPA guidelines, unrounded data are displayed and have been used to calculate % recovery and RPD values.

LCS(D) - Laboratory Control Sample (Duplicate)

MS(D) - Matrix Spike (Duplicate)

DUP - Sample Duplicate

RPD - Relative Percent Difference

NC - Not Calculable.

SG - Silica Gel - Clean-Up

U - Indicates the compound was analyzed for, but not detected.

Acid preservation may not be appropriate for 2 Chloroethylvinyl ether.

A separate vial preserved to a pH of 4-5 is recommended in SW846 Chapter 4 for the analysis of Acrolein and Acrylonitrile by EPA Method 8260.

N-Nitrosodiphenylamine decomposes and cannot be separated from Diphenylamine using Method 8270. The result reported for each analyte is a combined concentration.

Reported results are not rounded until the final step prior to reporting. Therefore, calculated parameters that are typically reported as "Total" may vary slightly from the sum of the reported component parameters.

Pace Analytical is TNI accredited. Contact your Pace PM for the current list of accredited analytes.

TNI - The NELAC Institute.

WORKORDER QUALIFIERS

WO: 92812036

[1]	GEOSYNTEC
[2]	DO NOT DILUTE. MUST MEET REPORTING LIMITS. LET PM KNOW FIRST IF THERE ARE ISSUES.

ANALYTE QUALIFIERS

1g	Constant weight could not be achieved for this sample after 4 drying cycles. The final weight change was 0.0027 g
2g	Constant weight could not be achieved for this sample after 4 drying cycles. The final weight change was 0.0059 g
M1	Matrix spike recovery exceeded QC limits. Batch accepted based on laboratory control sample (LCS) recovery.
R1	RPD value was outside control limits.

This report shall not be reproduced, except in full,
without the written consent of Pace Analytical Services, LLC.

Pace Analytical Services, LLC
9800 Kincey Ave. Suite 100
Huntersville, NC 28078
(704)875-9092

QUALITY CONTROL DATA CROSS REFERENCE TABLE

Project: Bowen AP-1 CA Post-Inj #2 Wk 3
Pace Project No.: 92812036

Lab ID	Sample ID	QC Batch Method	QC Batch	Analytical Method	Analytical Batch
92812036001	**BOW-PT-02**	3015	2577756	EPA 6020B	2577756
92812036002	**BOW-PT-04**	3015	2577756	EPA 6020B	2577756
92812036003	**BOW-PT-05**	3015	2577756	EPA 6020B	2577756
92812036004	**BOW-PT-06**	3015	2577756	EPA 6020B	2577756
92812036005	**BOW-INW-01**	3015	2577756	EPA 6020B	2577756
92812036006	**BOW-AP1-FD-01**	3015	2577756	EPA 6020B	2577756
92812036007	**BOW-AP1-FB-01**	3015	2577756	EPA 6020B	2577756
92812036008	**BOW-AP1-EB-01**	3015	2577756	EPA 6020B	2577756
92812036001	**BOW-PT-02**	SM 2320B-2021	954704		
92812036002	**BOW-PT-04**	SM 2320B-2021	954704		
92812036003	**BOW-PT-05**	SM 2320B-2021	954706		
92812036004	**BOW-PT-06**	SM 2320B-2021	954706		
92812036005	**BOW-INW-01**	SM 2320B-2021	954704		
92812036006	**BOW-AP1-FD-01**	SM 2320B-2021	954704		
92812036007	**BOW-AP1-FB-01**	SM 2320B-2021	954706		
92812036008	**BOW-AP1-EB-01**	SM 2320B-2021	954706		
92812036001	**BOW-PT-02**	SM 2540C-2020	953404		
92812036002	**BOW-PT-04**	SM 2540C-2020	953404		
92812036003	**BOW-PT-05**	SM 2540C-2020	953690		
92812036004	**BOW-PT-06**	SM 2540C-2020	953690		
92812036005	**BOW-INW-01**	SM 2540C-2020	953404		
92812036006	**BOW-AP1-FD-01**	SM 2540C-2020	953404		
92812036007	**BOW-AP1-FB-01**	SM 2540C-2020	953690		
92812036008	**BOW-AP1-EB-01**	SM 2540C-2020	953690		
92812036001	**BOW-PT-02**	SM 4500-S2D-2021	953247		
92812036002	**BOW-PT-04**	SM 4500-S2D-2021	953247		
92812036003	**BOW-PT-05**	SM 4500-S2D-2021	953247		
92812036004	**BOW-PT-06**	SM 4500-S2D-2021	953247		
92812036005	**BOW-INW-01**	SM 4500-S2D-2021	953247		
92812036006	**BOW-AP1-FD-01**	SM 4500-S2D-2021	953247		
92812036007	**BOW-AP1-FB-01**	SM 4500-S2D-2021	953247		
92812036008	**BOW-AP1-EB-01**	SM 4500-S2D-2021	953247		
92812036001	**BOW-PT-02**	EPA 300.0 Rev 2.1 1993	953017		
92812036002	**BOW-PT-04**	EPA 300.0 Rev 2.1 1993	953017		
92812036003	**BOW-PT-05**	EPA 300.0 Rev 2.1 1993	953039		
92812036004	**BOW-PT-06**	EPA 300.0 Rev 2.1 1993	953039		
92812036005	**BOW-INW-01**	EPA 300.0 Rev 2.1 1993	953039		
92812036006	**BOW-AP1-FD-01**	EPA 300.0 Rev 2.1 1993	953039		
92812036007	**BOW-AP1-FB-01**	EPA 300.0 Rev 2.1 1993	953039		
92812036008	**BOW-AP1-EB-01**	EPA 300.0 Rev 2.1 1993	953039		
92812036001	**BOW-PT-02**	EPA 3005A	953236	EPA 6020B	955775
92812036002	**BOW-PT-04**	EPA 3005A	953236	EPA 6020B	955775
92812036003	**BOW-PT-05**	EPA 3005A	953236	EPA 6020B	955775

This report shall not be reproduced, except in full,
without the written consent of Pace Analytical Services, LLC.

Pace Analytical Services, LLC
9800 Kincey Ave. Suite 100
Huntersville, NC 28078
(704)875-9092

QUALITY CONTROL DATA CROSS REFERENCE TABLE

Project: Bowen AP-1 CA Post-Inj #2 Wk 3
Pace Project No.: 92812036

Lab ID	Sample ID	QC Batch Method	QC Batch	Analytical Method	Analytical Batch
92812036004	**BOW-PT-06**	EPA 3005A	953236	EPA 6020B	955775
92812036005	**BOW-INW-01**	EPA 3005A	953236	EPA 6020B	955775
92812036006	**BOW-AP1-FD-01**	EPA 3005A	953236	EPA 6020B	955775
92812036007	**BOW-AP1-FB-01**	EPA 3005A	953236	EPA 6020B	955775
92812036008	**BOW-AP1-EB-01**	EPA 3005A	953236	EPA 6020B	955775
92812036001	**BOW-PT-02**	EPA 7470A	953243	EPA 7470A	954589
92812036002	**BOW-PT-04**	EPA 7470A	953243	EPA 7470A	954589
92812036003	**BOW-PT-05**	EPA 7470A	953243	EPA 7470A	954589
92812036004	**BOW-PT-06**	EPA 7470A	953243	EPA 7470A	954589
92812036005	**BOW-INW-01**	EPA 7470A	953243	EPA 7470A	954589
92812036006	**BOW-AP1-FD-01**	EPA 7470A	953243	EPA 7470A	954589
92812036007	**BOW-AP1-FB-01**	EPA 7470A	953243	EPA 7470A	954589
92812036008	**BOW-AP1-EB-01**	EPA 7470A	953243	EPA 7470A	954589

This report shall not be reproduced, except in full,
without the written consent of Pace Analytical Services, LLC.

Pace	DC#_Title: ENV-FRM-HUN1-0083 v05_Sample Condition Upon Receipt
	Effective Date: 05/24/2024

Laboratory receiving samples:
Asheville ☐ Eden ☐ Greenwood ☐ Huntersville ☐ Raleigh ☐ Mechanicsville ☐ Atlanta ☑ Kernersville ☐

Sample Condition Upon Receipt

Client Name: GL Power

Project #: WO#: 92812036

Courier: ☐ Fed Ex ☐ UPS ☐ USPS ☐ Client ☐ Commercial ☑ Pace ☐ Other:____

Custody Seal Present? ☐ Yes ☑ No **Seals Intact?** ☐ Yes ☐ No ☐ N/A

Date/Initials Person Examining Contents: 8/8 JCC

Packing Material: ☑ Bubble Wrap ☐ Bubble Bags ☐ None ☐ Other

Biological Tissue Frozen? ☐ Yes ☐ No ☑ N/A

Thermometer:
☑ IR Gun ID: 23U

Type of Ice: ☑ Wet ☐ Blue ☐ None

Cooler Temp: 3.1

Correction Factor: Add/Subtract (°C) 0.0

Cooler Temp Corrected (°C): 3.1

Temp should be above freezing to 6°C
☐ Samples out of temp criteria. Samples on ice, cooling process has begun

USDA Regulated Soil (☐ N/A, water sample)
Did samples originate in a quarantine zone within the United States: CA, NY, or SC (check maps)? ☐ Yes ☐ No

Did samples originate from a foreign source (internationally, including Hawaii and Puerto Rico)? ☐ Yes ☐ No

				Comments/Discrepancy:
Chain of Custody Present?	☑ Yes	☐ No	☐ N/A	1.
Samples Arrived within Hold Time?	☑ Yes	☐ No	☐ N/A	2.
Short Hold Time Analysis (<72 hr.)?	☐ Yes	☐ No	☐ N/A	3.
Rush Turn Around Time Requested?	☐ Yes	☑ No	☐ N/A	4.
Sufficient Volume?	☑ Yes	☐ No	☐ N/A	5.
Correct Containers Used?	☑ Yes	☐ No	☐ N/A	6.
-Pace Containers Used?	☑ Yes	☐ No	☐ N/A	
Containers Intact?	☑ Yes	☐ No	☐ N/A	7.
Dissolved analysis: Samples Field Filtered?	☐ Yes	☐ No	☑ N/A	8.
Sample Labels Match COC?	☑ Yes	☐ No	☐ N/A	9.
-Includes Date/Time/ID/Analysis Matrix: Gw				
Headspace in VOA Vials (>5-6mm)?	☐ Yes	☐ No	☑ N/A	10.
Trip Blank Present?	☐ Yes	☐ No	☑ N/A	11.
Trip Blank Custody Seals Present?	☐ Yes	☐ No	☑ N/A	

COMMENTS/SAMPLE DISCREPANCY

Field Data Required? ☐ Yes ☐ No

Lot ID of split containers:

CLIENT NOTIFICATION/RESOLUTION

Person contacted: _____ Date/Time: _____

Project Manager SCURF Review: _____ **Date:** _____

Project Manager SRF Review: _____ **Date:** _____

*Check mark top half of box if pH and/or dechlorination is verified and within the acceptance range for preservation samples.
Exceptions: VOA, Coliform, TOC, Oil and Grease, DRO/8015 (water) DOC, LLHg
**Bottom half of box is to list number of bottles
***Check all unpreserved Nitrates for chlorine

Project #

Laboratory Receiving Location: Asheville ☐ Eden ☐ Greenwood ☐ Huntersville ☐ Raleigh ☐ Mechanicsville ☐ Atlanta ☐ Kernersville ☐

Client_____ Profile/EZ (Circle one)_____ Notes_____

Item#	BP4U-125 mL Plastic Unpreserved (N/A) (Cl-)	BP3U-250 mL Plastic Unpreserved (N/A)	BP2U-500 mL Plastic Unpreserved (N/A)	BP1U-1 liter Plastic Unpreserved (N/A)		BP4S-125 mL Plastic H2SO4 (pH < 2) (Cl-)	BP3N-250 mL plastic HNO3 (pH < 2)	BP4Z-125 mL Plastic ZN Acetate & NaOH (>9)	BP4B-125 mL Plastic NaOH (pH > 12) (Cl-)	WGFU-Wide-mouthed Glass jar Unpreserved	AG1U-1 liter Amber Unpreserved (N/A) (Cl-)	AG1H-1 liter Amber HCl (pH < 2)	AG3U-250 mL Amber Unpreserved (N/A) (Cl-)	AG1S-1 liter Amber H2SO4 (pH < 2)	AG3S-250 mL Amber H2SO4 (pH < 2)	DG94-40 mL Amber NH4Cl (N/A)(Cl-)	DG9H-40 mL VOA HCl (N/A)	VG9T-40 mL VOA Na2S2O3 (N/A)	VG9U-40 mL VOA Unpreserved (N/A)	DG9V-40 mL VOA H3PO4 (N/A)	KP7U-50 mL Plastic Unpreserved (N/A)	V/GK (3 vials per kit)-VPH/Gas kit (N/A)	SP5T-125 mL Sterile Plastic (N/A – lab)	SP2T-250 mL Sterile Plastic (N/A – lab)		BP3R-250 mL Plastic (NH2)2SO4 (9.3-9.7)	AG0U-100 mL Amber Unpreserved (N/A) (Cl-)	VSGU-20 mL Scintillation vials (N/A)	DG9U-40 mL Amber Unpreserved vials (N/A)
CC																													
1		2	1				2	1																					
2		2	1				2	1																					
3		2	1				2	1																					
4		2	1				2	1																					
5		2	1				2	1																					
6		2	1				2	1																					
7		2	1				2	1																					
8		2	1				2	1																					
9																													
10																													
11																													
12																													

pH Adjustment Log for Preserved Samples

Sample ID	Type of Preservative	pH upon receipt	Date preservation adjusted	Time preservation adjusted	Amount of Preservative added	Lot #

Note: Whenever there is a discrepancy affecting North Carolina compliance samples, a copy of this form will be sent to the North Carolina DENR Certification Office (i.e. Out of hold, incorrect preservative, out of temp, incorrect containers.

Pace® Location Requested (City/State):

Pace Analytical Charlotte
9800 Kinsey Ave. Suite 100, Huntersville, NC 28078

CHAIN-OF-CUSTODY Analytical Request Document

Chain-of-Custody is a LEGAL DOCUMENT - Complete all relevant fields

LAB USE ONLY- Affix Workorder/Login Label Here

WO#: 92812036
PM: BV Due Date: 08/22/25
CLIENT: 92-GP-BOWLF

Company Name: Georgia Power - Bowen
Street Address: 241 Ralph McGill Blvd NE, Bin 10160, Atlanta, GA 30308

Contact/Report To: Kristen Jurinko, Mintao Lu, Marty Crook
Phone #: (470) 217-0008
E-Mail: knjurink@southernco.com
Cc E-Mail: Laura Midkiff, Ben Hodges, Mike Smilley, Noelia Gangi

Customer Project #:
Project Name: Bowen AP-1 CA Post-injection #2 Week 3
Site Collection Info/Facility ID (as applicable):

Invoice to: Account Payable
Invoice E-mail: georgiapowerinvoices@southernco.com
Purchase Order # (if applicable): GPC95642-~~0004~~ 0007
Quote #:

Time Zone Collected: [ ] AK [ ] PT [ ] MT [ ] CT [X] ET

County / State origin of sample(s): Georgia

Data Deliverables: [ ] Level II [ ] Level III [ ] Level IV [ ] EQUIS [ ] Other

Regulatory Program (DW, RCRA, etc.) as applicable: Reportable [ ] Yes [ ] No

Rush (Pre-approval required): [ ] Same Day [ ] 1 Day [ ] 2 Day [ ] 3 Day Other
Date Results Requested:

DW PWSID # or WW Permit # as applicable:
Field Filtered (if applicable): [ ] Yes [ ] No
Analysis:

* Matrix Codes (Insert in Matrix box below): Drinking Water (DW), Ground Water (GW), Wastewater (WW), Product (P), Soil/Solid (SS), Oil (OL), Wipe (WP), Tissue (TS), Bioassay (B), Vapor (V), Surface Water (SW), Sediment (SED), Sludge (SL), Caulk (CK), Leachate (LL), Biosolid (BS), Other (OT)

Customer Sample ID	Matrix *	Comp / Grab	Composite Start Date	Composite Start Time	Collected or Composite End Date	Collected or Composite End Time	# Cont.	Residual Chlorine Result	Residual Chlorine Units	2320B Total Alkalinity, Bicarbonate Alkalinity	2540C Total Dissolved Solids	300.0-F-,SO4 2-, Cl-	4500S2D Sulfide	*Appendix III, IV + Additional Metals							Sample Comment	Preservation non-conformance identified for sample
										3	2	3	4	3								
										Identify Container Preservative Type***												
										1	1	1	5+6	2								
										Analysis Requested												
BOW-PT-02	WG	G			8/6/25	1535	6			X	X	X	X	X								
BOW-PT-04	WG	G			8/6/25	1220	6			X	X	X	X	X								
BOW-PT-05	WG	G			8/7/25	1110	6			X	X	X	X	X								
BOW-PT-06	WG	G			8/7/25	1300	6			X	X	X	X	X								
BOW-INW-01	WG	G			8/6/25	1035	6			X	X	X	X	X								
BOW-AP1-FD-01	WG	G			8/6/25	—	6			X	X	X	X	X								
BOW-AP1-FB-01	WQ	G			8/7/25	1620	6			X	X	X	X	X								
BOW-AP1-EB-01	WQ	G			8/7/25	1630	6			X	X	X	X	X								

(4) 125mL, (5) 100mL, (6) 40mL vial, (7) EnCore, (8) TerraCore, (9) 90mL, (10) Other

*** Preservative Types: (1) None, (2) HNO3, (3) H2SO4, (4) HCl, (5) NaOH, (6) Zn Acetate, (7) NaHSO4, (8) Sod. Thiosulfate, (9) Ascorbic Acid, (10) MeOH, (11) Other

Lab Use Only
Proj. Mgr: Bonitle Vang
AcctNum / Client ID:
Table #:
Profile / Template: 16507
Prelog / Bottle Ord. ID: EZ 3252077

Additional instructions from Pace®:
Task Code: BOW-CCR-CA-20250806
*Appendix III: Boron, Calcium, Chloride, Fluoride, Sulfate, TDS
*Appendix IV: Antimony, Arsenic, Barium, Beryllium, Cadmium, Chromium, Cobalt, Fluoride, Lead, Lithium, Mercury, Molybdenum, Selenium, Thallium
*Additional Metals: Iron, Magnesium, Manganese, Potassium, Sodium

Collected By: Jay Siewert, Shannon Northen, Natalie Piparo, William Laaker
Printed Name
Signature

ENSAFE

Customer Remarks / Special Conditions / Possible Hazards:

Coolers: Thermometer ID: Correction Factor (°C): Obs. Temp. (°C): Corrected Temp. (°C): [ ] On Ice

Relinquished by/Company: (Signature)	Date/Time	Received by/Company: (Signature)	Date/Time
EnSafe	8/8/25 945		8/8/25 0945
	8/8/25 1028		8/8/25 1028

Tracking Number:
Delivered by: [ ] In-Person [ ] Courier [ ] FedEx [ ] UPS [ ] Other

Page: 1 of 1

Submitting a sample via this chain of custody constitutes acknowledgment and acceptance of the Pace® Terms and Conditions found at https://www.pacelabs.com/resource-library/resource/pace-terms-and-conditions/

ENV-FRM-CORQ-0019_v02_110123 ©

Pace Analytical Services, LLC
9800 Kincey Ave. Suite 100
Huntersville, NC 28078
(704)875-9092

September 09, 2025

Kristen Jurinko
Southern Co.
241 Ralph McGill Blvd NE
Bin 10160
Atlanta, GA 30308

RE: Project: Bowen AP-1 CA Post-Inj #2 Wk 4
Pace Project No.: 92813443

Dear Kristen Jurinko:

Enclosed are the analytical results for sample(s) received by the laboratory on August 15, 2025. The results relate only to the samples included in this report. Results reported herein conform to the applicable TNI/NELAC Standards and the laboratory's Quality Manual, where applicable, unless otherwise noted in the body of the report.

The test results provided in this final report were generated by each of the following laboratories within the Pace Network:

- Pace Analytical Services - Asheville
- Pace Analytical Services - West Columbia

If you have any questions concerning this report, please feel free to contact me.

Sincerely,

Bonnie Vang

Bonnie Vang
bonnie.vang@pacelabs.com
704-977-0968
Project Manager

Enclosures

cc: Marty Crook, Geosyntec Consultants
Whitney Law, Geosyntec
Mintao Lu, Geosyntec
Laura Midkiff, Southern Co.
Caroline Nelson, Geosyntec
Kevin Stephenson, Southern Company

This report shall not be reproduced, except in full,
without the written consent of Pace Analytical Services, LLC.

Pace Analytical Services, LLC
9800 Kincey Ave. Suite 100
Huntersville, NC 28078
(704)875-9092

CERTIFICATIONS

Project:	Bowen AP-1 CA Post-Inj #2 Wk 4
Pace Project No.:	92813443

Pace Analytical Services Asheville

2225 Riverside Drive, Asheville, NC 28804
Florida/NELAP Certification #: E87648
North Carolina Drinking Water Certification #: 37712
North Carolina Wastewater Certification #: 40
South Carolina Laboratory ID: 99030
South Carolina Certification #: 99030001
Virginia/VELAP Certification #: 460222

Pace Analytical Services West Columbia

106 Vantage Point Drive, West Columbia, SC 29172
Alaska Dept. of Energy Conservation, Cert# 20-002
California ELAP, cert# 3049
DoD, DoD QSM V5.4, cert# I.2224
DOE, DoD/DOE QSM V5.4, cert# I.2224.01
Florida, Dept. of Health, cert# E87653-70
Georgia, Env. Protection Division, cert# E87653
Illinois, EPA NELAP, cert# 2000552024-9
Kansas, Dept. of Health and Environment, cert# E-10417
Kentucky, Dept. for Env. Protection, UST, cert# 103582
Kentucky, Dept. for Env. Protection, cert# 98037
Louisiana, Dept. of Environmental Quality, cert# 5125
North Carolina, DEQ, Water Resources, cert# 329
New Jersey, Dept. of Env. Protection, cert# NLC 240005
Oklahoma, Dept. of Env. Quality, cert# 2023-175
Oregon, ELAP, cert# 4181-006
Pennsylvania, Dept. of Env. Protection, cert# 003
South Carolina, Dept. of Env. Services, cert# 32010001
Texas, Commission on Env. Quality, cert# TX-C24-00083
Virginia, Dept. of General Services, cert# 13080
Wisconsin, Dept. of Natural Resources, cert# 399136100

This report shall not be reproduced, except in full,
without the written consent of Pace Analytical Services, LLC.

Pace Analytical Services, LLC
9800 Kincey Ave. Suite 100
Huntersville, NC 28078
(704)875-9092

SAMPLE SUMMARY

Project: Bowen AP-1 CA Post-Inj #2 Wk 4
Pace Project No.: 92813443

Lab ID	Sample ID	Matrix	Date Collected	Date Received
92813443001	**BOW-PT-02**	Water	08/12/25 11:25	08/15/25 15:09
92813443002	**BOW-PT-04**	Water	08/12/25 14:27	08/15/25 15:09
92813443003	**BOW-PT-05**	Water	08/12/25 12:45	08/15/25 15:09
92813443004	**BOW-PT-06**	Water	08/12/25 14:15	08/15/25 15:09
92813443005	**BOW-INW-01**	Water	08/12/25 13:02	08/15/25 15:09
92813443006	**BOW-AP1-FD-01**	Water	08/12/25 00:00	08/15/25 15:09
92813443007	**BOW-AP1-FB-01**	Water	08/12/25 15:20	08/15/25 15:09
92813443008	**BOW-AP1-EB-01**	Water	08/12/25 15:25	08/15/25 15:09

This report shall not be reproduced, except in full,
without the written consent of Pace Analytical Services, LLC.

Pace Analytical Services, LLC
9800 Kincey Ave. Suite 100
Huntersville, NC 28078
(704)875-9092

SAMPLE ANALYTE COUNT

Project: Bowen AP-1 CA Post-Inj #2 Wk 4
Pace Project No.: 92813443

Lab ID	Sample ID	Method	Analysts	Analytes Reported
92813443001	**BOW-PT-02**	SM 2320B-2021	SMS	2
		EPA 300.0 Rev 2.1 1993	JCM	2
		EPA 6020B	BW, CBP	8
92813443002	**BOW-PT-04**	SM 2320B-2021	SMS	2
		EPA 300.0 Rev 2.1 1993	JCM	2
		EPA 6020B	BW, CBP	8
92813443003	**BOW-PT-05**	SM 2320B-2021	SMS	2
		EPA 300.0 Rev 2.1 1993	JCM	2
		EPA 6020B	BW, CBP	8
92813443004	**BOW-PT-06**	SM 2320B-2021	SMS	2
		EPA 300.0 Rev 2.1 1993	JCM	2
		EPA 6020B	BW, CBP	8
92813443005	**BOW-INW-01**	SM 2320B-2021	SMS	2
		EPA 300.0 Rev 2.1 1993	JCM	2
		EPA 6020B	BW, CBP	8
92813443006	**BOW-AP1-FD-01**	SM 2320B-2021	SMS	2
		EPA 300.0 Rev 2.1 1993	JCM	2
		EPA 6020B	BW, CBP	8
92813443007	**BOW-AP1-FB-01**	SM 2320B-2021	SMS	2
		EPA 300.0 Rev 2.1 1993	JCM	2
		EPA 6020B	BW, CBP	8
92813443008	**BOW-AP1-EB-01**	SM 2320B-2021	SMS	2
		EPA 300.0 Rev 2.1 1993	JCM	2
		EPA 6020B	BW, CBP	8

PASI-A = Pace Analytical Services - Asheville
PASI-WC = Pace Analytical Services - West Columbia

This report shall not be reproduced, except in full,
without the written consent of Pace Analytical Services, LLC.

Pace Analytical Services, LLC
9800 Kincey Ave. Suite 100
Huntersville, NC 28078
(704)875-9092

SUMMARY OF DETECTION

Project: Bowen AP-1 CA Post-Inj #2 Wk 4
Pace Project No.: 92813443

Lab Sample ID Method	Client Sample ID Parameters	Result	Units	Report Limit	Analyzed	Qualifiers
92813443001	**BOW-PT-02**					
SM 2320B-2021	Alkalinity,Bicarbonate (CaCO3)	180	mg/L	5.0	08/22/25 16:35	
SM 2320B-2021	Alkalinity, Total as CaCO3	180	mg/L	5.0	08/22/25 16:35	
EPA 300.0 Rev 2.1 1993	Chloride	317	mg/L	7.0	08/17/25 05:00	
EPA 300.0 Rev 2.1 1993	Sulfate	287	mg/L	7.0	08/17/25 05:00	
EPA 6020B	Boron	7.9	mg/L	2.0	09/05/25 10:35	M1
EPA 6020B	Calcium	252	mg/L	20.0	09/05/25 10:35	M1
EPA 6020B	Cobalt	0.0027J	mg/L	0.0050	09/04/25 22:57	
EPA 6020B	Iron	0.12	mg/L	0.040	09/04/25 22:57	
EPA 6020B	Magnesium	42.9	mg/L	2.5	09/05/25 10:35	M1
EPA 6020B	Molybdenum	0.043	mg/L	0.010	09/04/25 22:57	
EPA 6020B	Potassium	7.8	mg/L	0.40	09/04/25 22:57	M1
EPA 6020B	Sodium	48.1	mg/L	20.0	09/05/25 10:35	M1
92813443002	**BOW-PT-04**					
SM 2320B-2021	Alkalinity,Bicarbonate (CaCO3)	238	mg/L	5.0	08/23/25 16:37	
SM 2320B-2021	Alkalinity, Total as CaCO3	238	mg/L	5.0	08/23/25 16:37	M1
EPA 300.0 Rev 2.1 1993	Chloride	236	mg/L	5.0	08/17/25 05:15	
EPA 300.0 Rev 2.1 1993	Sulfate	250	mg/L	5.0	08/17/25 05:15	
EPA 6020B	Boron	7.1	mg/L	2.0	09/05/25 11:11	
EPA 6020B	Calcium	176	mg/L	20.0	09/05/25 11:11	
EPA 6020B	Cobalt	0.0075	mg/L	0.0050	09/04/25 23:33	
EPA 6020B	Iron	0.37	mg/L	0.040	09/04/25 23:33	
EPA 6020B	Magnesium	40.9	mg/L	2.5	09/05/25 11:11	
EPA 6020B	Molybdenum	0.020	mg/L	0.010	09/04/25 23:33	
EPA 6020B	Potassium	6.9	mg/L	0.40	09/04/25 23:33	
EPA 6020B	Sodium	81.6	mg/L	20.0	09/05/25 11:11	
92813443003	**BOW-PT-05**					
SM 2320B-2021	Alkalinity,Bicarbonate (CaCO3)	189	mg/L	5.0	08/22/25 17:03	
SM 2320B-2021	Alkalinity, Total as CaCO3	189	mg/L	5.0	08/22/25 17:03	
EPA 300.0 Rev 2.1 1993	Chloride	244	mg/L	6.0	08/17/25 05:57	
EPA 300.0 Rev 2.1 1993	Sulfate	253	mg/L	6.0	08/17/25 05:57	
EPA 6020B	Boron	7.2	mg/L	2.0	09/05/25 11:18	
EPA 6020B	Calcium	200	mg/L	20.0	09/05/25 11:18	
EPA 6020B	Cobalt	0.0062	mg/L	0.0050	09/04/25 23:41	
EPA 6020B	Iron	1.2	mg/L	0.040	09/04/25 23:41	
EPA 6020B	Magnesium	42.8	mg/L	2.5	09/05/25 11:18	
EPA 6020B	Molybdenum	0.024	mg/L	0.010	09/04/25 23:41	
EPA 6020B	Potassium	6.6	mg/L	0.40	09/04/25 23:41	
EPA 6020B	Sodium	36.5	mg/L	20.0	09/05/25 11:18	
92813443004	**BOW-PT-06**					
SM 2320B-2021	Alkalinity,Bicarbonate (CaCO3)	187	mg/L	5.0	08/22/25 17:15	
SM 2320B-2021	Alkalinity, Total as CaCO3	187	mg/L	5.0	08/22/25 17:15	
EPA 300.0 Rev 2.1 1993	Chloride	545	mg/L	12.0	08/17/25 06:11	
EPA 300.0 Rev 2.1 1993	Sulfate	399	mg/L	12.0	08/17/25 06:11	
EPA 6020B	Boron	9.8	mg/L	2.0	09/05/25 11:25	
EPA 6020B	Calcium	312	mg/L	20.0	09/05/25 11:25	
EPA 6020B	Cobalt	0.0027J	mg/L	0.0050	09/04/25 23:48	

This report shall not be reproduced, except in full,
without the written consent of Pace Analytical Services, LLC.

Pace Analytical Services, LLC
9800 Kincey Ave. Suite 100
Huntersville, NC 28078
(704)875-9092

SUMMARY OF DETECTION

Project: Bowen AP-1 CA Post-Inj #2 Wk 4
Pace Project No.: 92813443

Lab Sample ID Method	Client Sample ID Parameters	Result	Units	Report Limit	Analyzed	Qualifiers
92813443004	**BOW-PT-06**					
EPA 6020B	Iron	1.6	mg/L	0.040	09/04/25 23:48	
EPA 6020B	Magnesium	86.0	mg/L	2.5	09/05/25 11:25	
EPA 6020B	Molybdenum	0.0085J	mg/L	0.010	09/04/25 23:48	
EPA 6020B	Potassium	10.2	mg/L	0.40	09/04/25 23:48	
EPA 6020B	Sodium	85.1	mg/L	20.0	09/05/25 11:25	
92813443005	**BOW-INW-01**					
SM 2320B-2021	Alkalinity,Bicarbonate (CaCO3)	189	mg/L	5.0	08/22/25 17:27	
SM 2320B-2021	Alkalinity, Total as CaCO3	189	mg/L	5.0	08/22/25 17:27	
EPA 300.0 Rev 2.1 1993	Chloride	396	mg/L	9.0	08/17/25 06:26	
EPA 300.0 Rev 2.1 1993	Sulfate	350	mg/L	9.0	08/17/25 06:26	
EPA 6020B	Boron	9.5	mg/L	2.0	09/05/25 11:47	
EPA 6020B	Calcium	299	mg/L	20.0	09/05/25 11:47	
EPA 6020B	Cobalt	0.0060	mg/L	0.0050	09/05/25 00:09	
EPA 6020B	Iron	0.45	mg/L	0.040	09/05/25 00:09	
EPA 6020B	Magnesium	46.8	mg/L	2.5	09/05/25 11:47	
EPA 6020B	Molybdenum	0.048	mg/L	0.010	09/05/25 00:09	
EPA 6020B	Potassium	9.4	mg/L	0.40	09/05/25 00:09	
EPA 6020B	Sodium	58.8	mg/L	20.0	09/05/25 11:47	
92813443006	**BOW-AP1-FD-01**					
SM 2320B-2021	Alkalinity,Bicarbonate (CaCO3)	184	mg/L	5.0	08/22/25 17:40	
SM 2320B-2021	Alkalinity, Total as CaCO3	184	mg/L	5.0	08/22/25 17:40	
EPA 300.0 Rev 2.1 1993	Chloride	546	mg/L	12.0	08/17/25 06:40	
EPA 300.0 Rev 2.1 1993	Sulfate	399	mg/L	12.0	08/17/25 06:40	
EPA 6020B	Boron	9.5	mg/L	2.0	09/05/25 11:54	
EPA 6020B	Calcium	335	mg/L	20.0	09/05/25 11:54	
EPA 6020B	Cobalt	0.0027J	mg/L	0.0050	09/05/25 00:17	
EPA 6020B	Iron	1.6	mg/L	0.040	09/05/25 00:17	
EPA 6020B	Magnesium	85.8	mg/L	2.5	09/05/25 11:54	
EPA 6020B	Molybdenum	0.0085J	mg/L	0.010	09/05/25 00:17	
EPA 6020B	Potassium	9.7	mg/L	0.40	09/05/25 00:17	
EPA 6020B	Sodium	89.0	mg/L	20.0	09/05/25 11:54	
92813443007	**BOW-AP1-FB-01**					
EPA 6020B	Boron	0.013J	mg/L	0.040	09/05/25 00:24	
92813443008	**BOW-AP1-EB-01**					
EPA 6020B	Boron	0.0073J	mg/L	0.040	09/05/25 00:31	

This report shall not be reproduced, except in full,
without the written consent of Pace Analytical Services, LLC.

Pace Analytical Services, LLC
9800 Kincey Ave. Suite 100
Huntersville, NC 28078
(704)875-9092

ANALYTICAL RESULTS

Project: Bowen AP-1 CA Post-Inj #2 Wk 4
Pace Project No.: 92813443

Sample: BOW-PT-02 **Lab ID: 92813443001** Collected: 08/12/25 11:25 Received: 08/15/25 15:09 Matrix: Water

Parameters	Results	Units	Report Limit	MDL	DF	Prepared	Analyzed	CAS No.	Qual
2320B Alkalinity	Analytical Method: SM 2320B-2021								
	Pace Analytical Services - Asheville								
Alkalinity,Bicarbonate (CaCO3)	**180**	mg/L	5.0	5.0	1		08/22/25 16:35		
Alkalinity, Total as CaCO3	**180**	mg/L	5.0	5.0	1		08/22/25 16:35		
300.0 IC Anions 28 Days	Analytical Method: EPA 300.0 Rev 2.1 1993								
	Pace Analytical Services - Asheville								
Chloride	**317**	mg/L	7.0	4.2	7		08/17/25 05:00	16887-00-6	
Sulfate	**287**	mg/L	7.0	3.5	7		08/17/25 05:00	14808-79-8	
WC 6020B MET ICPMS	Analytical Method: EPA 6020B Preparation Method: EPA 3005A								
	Pace Analytical Services - West Columbia								
Boron	**7.9**	mg/L	2.0	0.31	50	08/21/25 00:35	09/05/25 10:35	7440-42-8	M1
Calcium	**252**	mg/L	20.0	5.0	50	08/21/25 00:35	09/05/25 10:35	7440-70-2	M1
Cobalt	**0.0027J**	mg/L	0.0050	0.0012	1	08/21/25 00:35	09/04/25 22:57	7440-48-4	
Iron	**0.12**	mg/L	0.040	0.012	1	08/21/25 00:35	09/04/25 22:57	7439-89-6	
Magnesium	**42.9**	mg/L	2.5	0.50	50	08/21/25 00:35	09/05/25 10:35	7439-95-4	M1
Molybdenum	**0.043**	mg/L	0.010	0.0025	1	08/21/25 00:35	09/04/25 22:57	7439-98-7	
Potassium	**7.8**	mg/L	0.40	0.10	1	08/21/25 00:35	09/04/25 22:57	7440-09-7	M1
Sodium	**48.1**	mg/L	20.0	7.5	50	08/21/25 00:35	09/05/25 10:35	7440-23-5	M1

This report shall not be reproduced, except in full,
without the written consent of Pace Analytical Services, LLC.

Pace Analytical Services, LLC
9800 Kincey Ave. Suite 100
Huntersville, NC 28078
(704)875-9092

ANALYTICAL RESULTS

Project: Bowen AP-1 CA Post-Inj #2 Wk 4
Pace Project No.: 92813443

Sample: BOW-PT-04 **Lab ID: 92813443002** Collected: 08/12/25 14:27 Received: 08/15/25 15:09 Matrix: Water

Parameters	Results	Units	Report Limit	MDL	DF	Prepared	Analyzed	CAS No.	Qual
2320B Alkalinity	Analytical Method: SM 2320B-2021								
	Pace Analytical Services - Asheville								
Alkalinity,Bicarbonate (CaCO3)	**238**	mg/L	5.0	5.0	1		08/23/25 16:37		
Alkalinity, Total as CaCO3	**238**	mg/L	5.0	5.0	1		08/23/25 16:37		M1
300.0 IC Anions 28 Days	Analytical Method: EPA 300.0 Rev 2.1 1993								
	Pace Analytical Services - Asheville								
Chloride	**236**	mg/L	5.0	3.0	5		08/17/25 05:15	16887-00-6	
Sulfate	**250**	mg/L	5.0	2.5	5		08/17/25 05:15	14808-79-8	
WC 6020B MET ICPMS	Analytical Method: EPA 6020B Preparation Method: EPA 3005A								
	Pace Analytical Services - West Columbia								
Boron	**7.1**	mg/L	2.0	0.31	50	08/21/25 00:35	09/05/25 11:11	7440-42-8	
Calcium	**176**	mg/L	20.0	5.0	50	08/21/25 00:35	09/05/25 11:11	7440-70-2	
Cobalt	**0.0075**	mg/L	0.0050	0.0012	1	08/21/25 00:35	09/04/25 23:33	7440-48-4	
Iron	**0.37**	mg/L	0.040	0.012	1	08/21/25 00:35	09/04/25 23:33	7439-89-6	
Magnesium	**40.9**	mg/L	2.5	0.50	50	08/21/25 00:35	09/05/25 11:11	7439-95-4	
Molybdenum	**0.020**	mg/L	0.010	0.0025	1	08/21/25 00:35	09/04/25 23:33	7439-98-7	
Potassium	**6.9**	mg/L	0.40	0.10	1	08/21/25 00:35	09/04/25 23:33	7440-09-7	
Sodium	**81.6**	mg/L	20.0	7.5	50	08/21/25 00:35	09/05/25 11:11	7440-23-5	

This report shall not be reproduced, except in full,
without the written consent of Pace Analytical Services, LLC.

Pace Analytical Services, LLC
9800 Kincey Ave. Suite 100
Huntersville, NC 28078
(704)875-9092

ANALYTICAL RESULTS

Project: Bowen AP-1 CA Post-Inj #2 Wk 4
Pace Project No.: 92813443

Sample: BOW-PT-05 **Lab ID: 92813443003** Collected: 08/12/25 12:45 Received: 08/15/25 15:09 Matrix: Water

Parameters	Results	Units	Report Limit	MDL	DF	Prepared	Analyzed	CAS No.	Qual
2320B Alkalinity	Analytical Method: SM 2320B-2021								
	Pace Analytical Services - Asheville								
Alkalinity,Bicarbonate (CaCO3)	**189**	mg/L	5.0	5.0	1		08/22/25 17:03		
Alkalinity, Total as CaCO3	**189**	mg/L	5.0	5.0	1		08/22/25 17:03		
300.0 IC Anions 28 Days	Analytical Method: EPA 300.0 Rev 2.1 1993								
	Pace Analytical Services - Asheville								
Chloride	**244**	mg/L	6.0	3.6	6		08/17/25 05:57	16887-00-6	
Sulfate	**253**	mg/L	6.0	3.0	6		08/17/25 05:57	14808-79-8	
WC 6020B MET ICPMS	Analytical Method: EPA 6020B Preparation Method: EPA 3005A								
	Pace Analytical Services - West Columbia								
Boron	**7.2**	mg/L	2.0	0.31	50	08/21/25 00:35	09/05/25 11:18	7440-42-8	
Calcium	**200**	mg/L	20.0	5.0	50	08/21/25 00:35	09/05/25 11:18	7440-70-2	
Cobalt	**0.0062**	mg/L	0.0050	0.0012	1	08/21/25 00:35	09/04/25 23:41	7440-48-4	
Iron	**1.2**	mg/L	0.040	0.012	1	08/21/25 00:35	09/04/25 23:41	7439-89-6	
Magnesium	**42.8**	mg/L	2.5	0.50	50	08/21/25 00:35	09/05/25 11:18	7439-95-4	
Molybdenum	**0.024**	mg/L	0.010	0.0025	1	08/21/25 00:35	09/04/25 23:41	7439-98-7	
Potassium	**6.6**	mg/L	0.40	0.10	1	08/21/25 00:35	09/04/25 23:41	7440-09-7	
Sodium	**36.5**	mg/L	20.0	7.5	50	08/21/25 00:35	09/05/25 11:18	7440-23-5	

This report shall not be reproduced, except in full,
without the written consent of Pace Analytical Services, LLC.

Pace Analytical Services, LLC
9800 Kincey Ave. Suite 100
Huntersville, NC 28078
(704)875-9092

ANALYTICAL RESULTS

Project: Bowen AP-1 CA Post-Inj #2 Wk 4
Pace Project No.: 92813443

Sample: BOW-PT-06 **Lab ID: 92813443004** Collected: 08/12/25 14:15 Received: 08/15/25 15:09 Matrix: Water

Parameters	Results	Units	Report Limit	MDL	DF	Prepared	Analyzed	CAS No.	Qual
2320B Alkalinity	Analytical Method: SM 2320B-2021								
	Pace Analytical Services - Asheville								
Alkalinity,Bicarbonate (CaCO3)	**187**	mg/L	5.0	5.0	1		08/22/25 17:15		
Alkalinity, Total as CaCO3	**187**	mg/L	5.0	5.0	1		08/22/25 17:15		
300.0 IC Anions 28 Days	Analytical Method: EPA 300.0 Rev 2.1 1993								
	Pace Analytical Services - Asheville								
Chloride	**545**	mg/L	12.0	7.2	12		08/17/25 06:11	16887-00-6	
Sulfate	**399**	mg/L	12.0	6.0	12		08/17/25 06:11	14808-79-8	
WC 6020B MET ICPMS	Analytical Method: EPA 6020B Preparation Method: EPA 3005A								
	Pace Analytical Services - West Columbia								
Boron	**9.8**	mg/L	2.0	0.31	50	08/21/25 00:35	09/05/25 11:25	7440-42-8	
Calcium	**312**	mg/L	20.0	5.0	50	08/21/25 00:35	09/05/25 11:25	7440-70-2	
Cobalt	**0.0027J**	mg/L	0.0050	0.0012	1	08/21/25 00:35	09/04/25 23:48	7440-48-4	
Iron	**1.6**	mg/L	0.040	0.012	1	08/21/25 00:35	09/04/25 23:48	7439-89-6	
Magnesium	**86.0**	mg/L	2.5	0.50	50	08/21/25 00:35	09/05/25 11:25	7439-95-4	
Molybdenum	**0.0085J**	mg/L	0.010	0.0025	1	08/21/25 00:35	09/04/25 23:48	7439-98-7	
Potassium	**10.2**	mg/L	0.40	0.10	1	08/21/25 00:35	09/04/25 23:48	7440-09-7	
Sodium	**85.1**	mg/L	20.0	7.5	50	08/21/25 00:35	09/05/25 11:25	7440-23-5	

This report shall not be reproduced, except in full,
without the written consent of Pace Analytical Services, LLC.

Pace Analytical Services, LLC
9800 Kincey Ave. Suite 100
Huntersville, NC 28078
(704)875-9092

ANALYTICAL RESULTS

Project: Bowen AP-1 CA Post-Inj #2 Wk 4
Pace Project No.: 92813443

Sample: BOW-INW-01 **Lab ID: 92813443005** Collected: 08/12/25 13:02 Received: 08/15/25 15:09 Matrix: Water

Parameters	Results	Units	Report Limit	MDL	DF	Prepared	Analyzed	CAS No.	Qual
2320B Alkalinity	Analytical Method: SM 2320B-2021								
	Pace Analytical Services - Asheville								
Alkalinity,Bicarbonate (CaCO3)	**189**	mg/L	5.0	5.0	1		08/22/25 17:27		
Alkalinity, Total as CaCO3	**189**	mg/L	5.0	5.0	1		08/22/25 17:27		
300.0 IC Anions 28 Days	Analytical Method: EPA 300.0 Rev 2.1 1993								
	Pace Analytical Services - Asheville								
Chloride	**396**	mg/L	9.0	5.4	9		08/17/25 06:26	16887-00-6	
Sulfate	**350**	mg/L	9.0	4.5	9		08/17/25 06:26	14808-79-8	
WC 6020B MET ICPMS	Analytical Method: EPA 6020B Preparation Method: EPA 3005A								
	Pace Analytical Services - West Columbia								
Boron	**9.5**	mg/L	2.0	0.31	50	08/21/25 00:35	09/05/25 11:47	7440-42-8	
Calcium	**299**	mg/L	20.0	5.0	50	08/21/25 00:35	09/05/25 11:47	7440-70-2	
Cobalt	**0.0060**	mg/L	0.0050	0.0012	1	08/21/25 00:35	09/05/25 00:09	7440-48-4	
Iron	**0.45**	mg/L	0.040	0.012	1	08/21/25 00:35	09/05/25 00:09	7439-89-6	
Magnesium	**46.8**	mg/L	2.5	0.50	50	08/21/25 00:35	09/05/25 11:47	7439-95-4	
Molybdenum	**0.048**	mg/L	0.010	0.0025	1	08/21/25 00:35	09/05/25 00:09	7439-98-7	
Potassium	**9.4**	mg/L	0.40	0.10	1	08/21/25 00:35	09/05/25 00:09	7440-09-7	
Sodium	**58.8**	mg/L	20.0	7.5	50	08/21/25 00:35	09/05/25 11:47	7440-23-5	

This report shall not be reproduced, except in full,
without the written consent of Pace Analytical Services, LLC.

Pace Analytical Services, LLC
9800 Kincey Ave. Suite 100
Huntersville, NC 28078
(704)875-9092

ANALYTICAL RESULTS

Project: Bowen AP-1 CA Post-Inj #2 Wk 4
Pace Project No.: 92813443

Sample: BOW-AP1-FD-01 **Lab ID: 92813443006** Collected: 08/12/25 00:00 Received: 08/15/25 15:09 Matrix: Water

Parameters	Results	Units	Report Limit	MDL	DF	Prepared	Analyzed	CAS No.	Qual
2320B Alkalinity	Analytical Method: SM 2320B-2021								
	Pace Analytical Services - Asheville								
Alkalinity,Bicarbonate (CaCO3)	**184**	mg/L	5.0	5.0	1		08/22/25 17:40		
Alkalinity, Total as CaCO3	**184**	mg/L	5.0	5.0	1		08/22/25 17:40		
300.0 IC Anions 28 Days	Analytical Method: EPA 300.0 Rev 2.1 1993								
	Pace Analytical Services - Asheville								
Chloride	**546**	mg/L	12.0	7.2	12		08/17/25 06:40	16887-00-6	
Sulfate	**399**	mg/L	12.0	6.0	12		08/17/25 06:40	14808-79-8	
WC 6020B MET ICPMS	Analytical Method: EPA 6020B Preparation Method: EPA 3005A								
	Pace Analytical Services - West Columbia								
Boron	**9.5**	mg/L	2.0	0.31	50	08/21/25 00:35	09/05/25 11:54	7440-42-8	
Calcium	**335**	mg/L	20.0	5.0	50	08/21/25 00:35	09/05/25 11:54	7440-70-2	
Cobalt	**0.0027J**	mg/L	0.0050	0.0012	1	08/21/25 00:35	09/05/25 00:17	7440-48-4	
Iron	**1.6**	mg/L	0.040	0.012	1	08/21/25 00:35	09/05/25 00:17	7439-89-6	
Magnesium	**85.8**	mg/L	2.5	0.50	50	08/21/25 00:35	09/05/25 11:54	7439-95-4	
Molybdenum	**0.0085J**	mg/L	0.010	0.0025	1	08/21/25 00:35	09/05/25 00:17	7439-98-7	
Potassium	**9.7**	mg/L	0.40	0.10	1	08/21/25 00:35	09/05/25 00:17	7440-09-7	
Sodium	**89.0**	mg/L	20.0	7.5	50	08/21/25 00:35	09/05/25 11:54	7440-23-5	

This report shall not be reproduced, except in full,
without the written consent of Pace Analytical Services, LLC.

Pace Analytical Services, LLC
9800 Kincey Ave. Suite 100
Huntersville, NC 28078
(704)875-9092

ANALYTICAL RESULTS

Project: Bowen AP-1 CA Post-Inj #2 Wk 4
Pace Project No.: 92813443

Sample: BOW-AP1-FB-01 **Lab ID: 92813443007** Collected: 08/12/25 15:20 Received: 08/15/25 15:09 Matrix: Water

Parameters	Results	Units	Report Limit	MDL	DF	Prepared	Analyzed	CAS No.	Qual
2320B Alkalinity	Analytical Method: SM 2320B-2021								
	Pace Analytical Services - Asheville								
Alkalinity,Bicarbonate (CaCO3)	ND	mg/L	5.0	5.0	1		08/22/25 17:51		
Alkalinity, Total as CaCO3	ND	mg/L	5.0	5.0	1		08/22/25 17:51		
300.0 IC Anions 28 Days	Analytical Method: EPA 300.0 Rev 2.1 1993								
	Pace Analytical Services - Asheville								
Chloride	ND	mg/L	1.0	0.60	1		08/16/25 16:15	16887-00-6	
Sulfate	ND	mg/L	1.0	0.50	1		08/16/25 16:15	14808-79-8	
WC 6020B MET ICPMS	Analytical Method: EPA 6020B Preparation Method: EPA 3005A								
	Pace Analytical Services - West Columbia								
Boron	**0.013J**	mg/L	0.040	0.0062	1	08/21/25 00:35	09/05/25 00:24	7440-42-8	
Calcium	ND	mg/L	0.40	0.10	1	08/21/25 00:35	09/05/25 12:01	7440-70-2	
Cobalt	ND	mg/L	0.0050	0.0012	1	08/21/25 00:35	09/05/25 00:24	7440-48-4	
Iron	ND	mg/L	0.040	0.012	1	08/21/25 00:35	09/05/25 00:24	7439-89-6	
Magnesium	ND	mg/L	0.050	0.010	1	08/21/25 00:35	09/05/25 00:24	7439-95-4	
Molybdenum	ND	mg/L	0.010	0.0025	1	08/21/25 00:35	09/05/25 00:24	7439-98-7	
Potassium	ND	mg/L	0.40	0.10	1	08/21/25 00:35	09/05/25 00:24	7440-09-7	
Sodium	ND	mg/L	0.40	0.15	1	08/21/25 00:35	09/05/25 00:24	7440-23-5	

This report shall not be reproduced, except in full,
without the written consent of Pace Analytical Services, LLC.

Pace Analytical Services, LLC
9800 Kincey Ave. Suite 100
Huntersville, NC 28078
(704)875-9092

ANALYTICAL RESULTS

Project: Bowen AP-1 CA Post-Inj #2 Wk 4
Pace Project No.: 92813443

Sample: BOW-AP1-EB-01 **Lab ID: 92813443008** Collected: 08/12/25 15:25 Received: 08/15/25 15:09 Matrix: Water

Parameters	Results	Units	Report Limit	MDL	DF	Prepared	Analyzed	CAS No.	Qual
2320B Alkalinity	Analytical Method: SM 2320B-2021								
	Pace Analytical Services - Asheville								
Alkalinity,Bicarbonate (CaCO3)	ND	mg/L	5.0	5.0	1		08/22/25 17:55		
Alkalinity, Total as CaCO3	ND	mg/L	5.0	5.0	1		08/22/25 17:55		
300.0 IC Anions 28 Days	Analytical Method: EPA 300.0 Rev 2.1 1993								
	Pace Analytical Services - Asheville								
Chloride	ND	mg/L	1.0	0.60	1		08/16/25 16:30	16887-00-6	
Sulfate	ND	mg/L	1.0	0.50	1		08/16/25 16:30	14808-79-8	
WC 6020B MET ICPMS	Analytical Method: EPA 6020B Preparation Method: EPA 3005A								
	Pace Analytical Services - West Columbia								
Boron	**0.0073J**	mg/L	0.040	0.0062	1	08/21/25 00:35	09/05/25 00:31	7440-42-8	
Calcium	ND	mg/L	0.40	0.10	1	08/21/25 00:35	09/05/25 12:09	7440-70-2	
Cobalt	ND	mg/L	0.0050	0.0012	1	08/21/25 00:35	09/05/25 00:31	7440-48-4	
Iron	ND	mg/L	0.040	0.012	1	08/21/25 00:35	09/05/25 00:31	7439-89-6	
Magnesium	ND	mg/L	0.050	0.010	1	08/21/25 00:35	09/05/25 00:31	7439-95-4	
Molybdenum	ND	mg/L	0.010	0.0025	1	08/21/25 00:35	09/05/25 00:31	7439-98-7	
Potassium	ND	mg/L	0.40	0.10	1	08/21/25 00:35	09/05/25 00:31	7440-09-7	
Sodium	ND	mg/L	0.40	0.15	1	08/21/25 00:35	09/05/25 00:31	7440-23-5	

This report shall not be reproduced, except in full,
without the written consent of Pace Analytical Services, LLC.

Pace Analytical Services, LLC
9800 Kincey Ave. Suite 100
Huntersville, NC 28078
(704)875-9092

QUALITY CONTROL DATA

Project: Bowen AP-1 CA Post-Inj #2 Wk 4
Pace Project No.: 92813443

QC Batch: 955537
QC Batch Method: SM 2320B-2021
Analysis Method: SM 2320B-2021
Analysis Description: 2320B Alkalinity
Laboratory: Pace Analytical Services - Asheville
Associated Lab Samples: 92813443001, 92813443003, 92813443004, 92813443005, 92813443006, 92813443007, 92813443008

METHOD BLANK: 4911104
Matrix: Water
Associated Lab Samples: 92813443001, 92813443003, 92813443004, 92813443005, 92813443006, 92813443007, 92813443008

Parameter	Units	Blank Result	Reporting Limit	MDL	Analyzed	Qualifiers
Alkalinity, Total as CaCO3	mg/L	ND	5.0	5.0	08/22/25 14:43	
Alkalinity,Bicarbonate (CaCO3)	mg/L	ND	5.0	5.0	08/22/25 14:43	

LABORATORY CONTROL SAMPLE: 4911105

Parameter	Units	Spike Conc.	LCS Result	LCS % Rec	% Rec Limits	Qualifiers
Alkalinity, Total as CaCO3	mg/L	50	51.4	103	80-120	

LABORATORY CONTROL SAMPLE: 4911106

Parameter	Units	Spike Conc.	LCS Result	LCS % Rec	% Rec Limits	Qualifiers
Alkalinity, Total as CaCO3	mg/L	50	51.9	104	80-120	

MATRIX SPIKE & MATRIX SPIKE DUPLICATE: 4911107 4911108

Parameter	Units	92813927002 Result	MS Spike Conc.	MSD Spike Conc.	MS Result	MSD Result	MS % Rec	MSD % Rec	% Rec Limits	RPD	Max RPD	Qual
Alkalinity, Total as CaCO3	mg/L	ND	50	50	51.7	51.5	103	102	80-120	0	25	

MATRIX SPIKE & MATRIX SPIKE DUPLICATE: 4911109 4911110

Parameter	Units	92813938001 Result	MS Spike Conc.	MSD Spike Conc.	MS Result	MSD Result	MS % Rec	MSD % Rec	% Rec Limits	RPD	Max RPD	Qual
Alkalinity, Total as CaCO3	mg/L	44.9	50	50	96.0	94.8	102	100	80-120	1	25	

Results presented on this page are in the units indicated by the "Units" column except where an alternate unit is presented to the right of the result.

REPORT OF LABORATORY ANALYSIS

This report shall not be reproduced, except in full,
without the written consent of Pace Analytical Services, LLC.

Pace Analytical Services, LLC
9800 Kincey Ave. Suite 100
Huntersville, NC 28078
(704)875-9092

QUALITY CONTROL DATA

Project: Bowen AP-1 CA Post-Inj #2 Wk 4
Pace Project No.: 92813443

QC Batch: 956055
QC Batch Method: SM 2320B-2021
Analysis Method: SM 2320B-2021
Analysis Description: 2320B Alkalinity
Laboratory: Pace Analytical Services - Asheville
Associated Lab Samples: 92813443002

METHOD BLANK: 4913931 Matrix: Water
Associated Lab Samples: 92813443002

Parameter	Units	Blank Result	Reporting Limit	MDL	Analyzed	Qualifiers
Alkalinity, Total as CaCO3	mg/L	ND	5.0	5.0	08/23/25 16:22	
Alkalinity,Bicarbonate (CaCO3)	mg/L	ND	5.0	5.0	08/23/25 16:22	

LABORATORY CONTROL SAMPLE: 4913932

Parameter	Units	Spike Conc.	LCS Result	LCS % Rec	% Rec Limits	Qualifiers
Alkalinity, Total as CaCO3	mg/L	50	51.3	103	80-120	

LABORATORY CONTROL SAMPLE: 4913933

Parameter	Units	Spike Conc.	LCS Result	LCS % Rec	% Rec Limits	Qualifiers
Alkalinity, Total as CaCO3	mg/L	50	49.3	99	80-120	

MATRIX SPIKE & MATRIX SPIKE DUPLICATE: 4913934 4913935

Parameter	Units	92813443002 Result	MS Spike Conc.	MSD Spike Conc.	MS Result	MSD Result	MS % Rec	MSD % Rec	% Rec Limits	RPD	Max RPD	Qual
Alkalinity, Total as CaCO3	mg/L	238	50	50	278	271	80	65	80-120	3	25	M1

MATRIX SPIKE & MATRIX SPIKE DUPLICATE: 4913936 4913937

Parameter	Units	92813227001 Result	MS Spike Conc.	MSD Spike Conc.	MS Result	MSD Result	MS % Rec	MSD % Rec	% Rec Limits	RPD	Max RPD	Qual
Alkalinity, Total as CaCO3	mg/L	176	50	50	220	220	87	88	80-120	0	25	

Results presented on this page are in the units indicated by the "Units" column except where an alternate unit is presented to the right of the result.

This report shall not be reproduced, except in full,
without the written consent of Pace Analytical Services, LLC.

Pace Analytical Services, LLC
9800 Kincey Ave. Suite 100
Huntersville, NC 28078
(704)875-9092

QUALITY CONTROL DATA

Project: Bowen AP-1 CA Post-Inj #2 Wk 4
Pace Project No.: 92813443

QC Batch: 954530
QC Batch Method: EPA 300.0 Rev 2.1 1993
Analysis Method: EPA 300.0 Rev 2.1 1993
Analysis Description: 300.0 IC Anions
Laboratory: Pace Analytical Services - Asheville
Associated Lab Samples: 92813443001, 92813443002, 92813443003, 92813443004, 92813443005, 92813443006, 92813443007, 92813443008

METHOD BLANK: 4906217
Matrix: Water
Associated Lab Samples: 92813443001, 92813443002, 92813443003, 92813443004, 92813443005, 92813443006, 92813443007, 92813443008

Parameter	Units	Blank Result	Reporting Limit	MDL	Analyzed	Qualifiers
Chloride	mg/L	ND	1.0	0.60	08/16/25 15:17	
Sulfate	mg/L	ND	1.0	0.50	08/16/25 15:17	

LABORATORY CONTROL SAMPLE: 4906218

Parameter	Units	Spike Conc.	LCS Result	LCS % Rec	% Rec Limits	Qualifiers
Chloride	mg/L	50	51.6	103	90-110	
Sulfate	mg/L	50	51.4	103	90-110	

MATRIX SPIKE & MATRIX SPIKE DUPLICATE: 4906219 4906220

Parameter	Units	92813493002 Result	MS Spike Conc.	MSD Spike Conc.	MS Result	MSD Result	MS % Rec	MSD % Rec	% Rec Limits	RPD	Max RPD	Qual
Chloride	mg/L	1.1	50	50	49.8	52.2	97	102	90-110	5	10	
Sulfate	mg/L	2.2	50	50	50.6	53.0	97	102	90-110	5	10	

MATRIX SPIKE & MATRIX SPIKE DUPLICATE: 4906221 4906222

Parameter	Units	92813438004 Result	MS Spike Conc.	MSD Spike Conc.	MS Result	MSD Result	MS % Rec	MSD % Rec	% Rec Limits	RPD	Max RPD	Qual
Chloride	mg/L	13.7	50	50	63.7	64.0	100	101	90-110	1	10	
Sulfate	mg/L	770	50	50	809	809	77	78	90-110	0	10	M1

Results presented on this page are in the units indicated by the "Units" column except where an alternate unit is presented to the right of the result.

REPORT OF LABORATORY ANALYSIS

This report shall not be reproduced, except in full,
without the written consent of Pace Analytical Services, LLC.

Pace Analytical Services, LLC
9800 Kincey Ave. Suite 100
Huntersville, NC 28078
(704)875-9092

QUALITY CONTROL DATA

Project: Bowen AP-1 CA Post-Inj #2 Wk 4
Pace Project No.: 92813443

QC Batch: 954880
QC Batch Method: EPA 3005A
Analysis Method: EPA 6020B
Analysis Description: WC 6020B MET
Laboratory: Pace Analytical Services - West Columbia
Associated Lab Samples: 92813443001, 92813443002, 92813443003, 92813443004, 92813443005, 92813443006, 92813443007, 92813443008

METHOD BLANK: 4907683
Matrix: Water
Associated Lab Samples: 92813443001, 92813443002, 92813443003, 92813443004, 92813443005, 92813443006, 92813443007, 92813443008

Parameter	Units	Blank Result	Reporting Limit	MDL	Analyzed	Qualifiers
Boron	mg/L	ND	0.040	0.0062	09/04/25 22:43	
Calcium	mg/L	ND	0.40	0.10	09/05/25 10:21	
Cobalt	mg/L	ND	0.0050	0.0012	09/04/25 22:43	
Iron	mg/L	ND	0.040	0.012	09/04/25 22:43	
Magnesium	mg/L	ND	0.050	0.010	09/04/25 22:43	
Molybdenum	mg/L	ND	0.010	0.0025	09/04/25 22:43	
Potassium	mg/L	ND	0.40	0.10	09/04/25 22:43	
Sodium	mg/L	ND	0.40	0.15	09/04/25 22:43	

LABORATORY CONTROL SAMPLE: 4907684

Parameter	Units	Spike Conc.	LCS Result	LCS % Rec	% Rec Limits	Qualifiers
Boron	mg/L	0.1	0.088	88	80-120	
Calcium	mg/L	1	0.93	93	80-120	
Cobalt	mg/L	0.1	0.10	100	80-120	
Iron	mg/L	1	0.98	98	80-120	
Magnesium	mg/L	1	0.95	95	80-120	
Molybdenum	mg/L	0.1	0.088	88	80-120	
Potassium	mg/L	1	0.97	97	80-120	
Sodium	mg/L	1	0.92	92	80-120	

MATRIX SPIKE & MATRIX SPIKE DUPLICATE: 4907685 4907686

Parameter	Units	92813443001 Result	MS Spike Conc.	MSD Spike Conc.	MS Result	MSD Result	MS % Rec	MSD % Rec	% Rec Limits	RPD	Max RPD	Qual
Boron	mg/L	7.9	0.1	0.1	7.8	7.7	-189	-289	75-125	1	20	M1
Calcium	mg/L	252	1	1	246	245	-652	-765	75-125	0	20	M1
Cobalt	mg/L	0.0027J	0.1	0.1	0.091	0.091	89	88	75-125	1	20	
Iron	mg/L	0.12	1	1	1.0	1.0	91	91	75-125	1	20	
Magnesium	mg/L	42.9	1	1	43.5	43.4	63	56	75-125	0	20	M1
Molybdenum	mg/L	0.043	0.1	0.1	0.14	0.14	99	97	75-125	1	20	
Potassium	mg/L	7.8	1	1	8.9	8.3	116	53	75-125	7	20	M1
Sodium	mg/L	48.1	1	1	49.4	48.1	137	0	75-125	3	20	M1

Results presented on this page are in the units indicated by the "Units" column except where an alternate unit is presented to the right of the result.

REPORT OF LABORATORY ANALYSIS

This report shall not be reproduced, except in full,
without the written consent of Pace Analytical Services, LLC.

Pace Analytical Services, LLC
9800 Kincey Ave. Suite 100
Huntersville, NC 28078
(704)875-9092

QUALIFIERS

Project: Bowen AP-1 CA Post-Inj #2 Wk 4
Pace Project No.: 92813443

DEFINITIONS

DF - Dilution Factor, if reported, represents the factor applied to the reported data due to dilution of the sample aliquot.

ND - Not Detected at or above adjusted reporting limit.

TNTC - Too Numerous To Count

J - Estimated concentration above the adjusted method detection limit and below the adjusted reporting limit.

MDL - Adjusted Method Detection Limit.

PQL - Practical Quantitation Limit.

RL - Reporting Limit - The lowest concentration value that meets project requirements for quantitative data with known precision and bias for a specific analyte in a specific matrix.

S - Surrogate

1,2-Diphenylhydrazine decomposes to and cannot be separated from Azobenzene using Method 8270. The result for each analyte is a combined concentration.

Consistent with EPA guidelines, unrounded data are displayed and have been used to calculate % recovery and RPD values.

LCS(D) - Laboratory Control Sample (Duplicate)

MS(D) - Matrix Spike (Duplicate)

DUP - Sample Duplicate

RPD - Relative Percent Difference

NC - Not Calculable.

SG - Silica Gel - Clean-Up

U - Indicates the compound was analyzed for, but not detected.

Acid preservation may not be appropriate for 2 Chloroethylvinyl ether.

A separate vial preserved to a pH of 4-5 is recommended in SW846 Chapter 4 for the analysis of Acrolein and Acrylonitrile by EPA Method 8260.

N-Nitrosodiphenylamine decomposes and cannot be separated from Diphenylamine using Method 8270. The result reported for each analyte is a combined concentration.

Reported results are not rounded until the final step prior to reporting. Therefore, calculated parameters that are typically reported as "Total" may vary slightly from the sum of the reported component parameters.

Pace Analytical is TNI accredited. Contact your Pace PM for the current list of accredited analytes.

TNI - The NELAC Institute.

WORKORDER QUALIFIERS

WO: 92813443

[1]	GEOSYNTEC
[2]	DO NOT DILUTE. MUST MEET REPORTING LIMITS. LET PM KNOW FIRST IF THERE ARE ISSUES.

ANALYTE QUALIFIERS

M1	Matrix spike recovery exceeded QC limits. Batch accepted based on laboratory control sample (LCS) recovery.

This report shall not be reproduced, except in full,
without the written consent of Pace Analytical Services, LLC.

Pace Analytical Services, LLC
9800 Kincey Ave. Suite 100
Huntersville, NC 28078
(704)875-9092

QUALITY CONTROL DATA CROSS REFERENCE TABLE

Project: Bowen AP-1 CA Post-Inj #2 Wk 4
Pace Project No.: 92813443

Lab ID	Sample ID	QC Batch Method	QC Batch	Analytical Method	Analytical Batch
92813443001	**BOW-PT-02**	SM 2320B-2021	955537		
92813443002	**BOW-PT-04**	SM 2320B-2021	956055		
92813443003	**BOW-PT-05**	SM 2320B-2021	955537		
92813443004	**BOW-PT-06**	SM 2320B-2021	955537		
92813443005	**BOW-INW-01**	SM 2320B-2021	955537		
92813443006	**BOW-AP1-FD-01**	SM 2320B-2021	955537		
92813443007	**BOW-AP1-FB-01**	SM 2320B-2021	955537		
92813443008	**BOW-AP1-EB-01**	SM 2320B-2021	955537		
92813443001	**BOW-PT-02**	EPA 300.0 Rev 2.1 1993	954530		
92813443002	**BOW-PT-04**	EPA 300.0 Rev 2.1 1993	954530		
92813443003	**BOW-PT-05**	EPA 300.0 Rev 2.1 1993	954530		
92813443004	**BOW-PT-06**	EPA 300.0 Rev 2.1 1993	954530		
92813443005	**BOW-INW-01**	EPA 300.0 Rev 2.1 1993	954530		
92813443006	**BOW-AP1-FD-01**	EPA 300.0 Rev 2.1 1993	954530		
92813443007	**BOW-AP1-FB-01**	EPA 300.0 Rev 2.1 1993	954530		
92813443008	**BOW-AP1-EB-01**	EPA 300.0 Rev 2.1 1993	954530		
92813443001	**BOW-PT-02**	EPA 3005A	954880	EPA 6020B	958350
92813443002	**BOW-PT-04**	EPA 3005A	954880	EPA 6020B	958350
92813443003	**BOW-PT-05**	EPA 3005A	954880	EPA 6020B	958350
92813443004	**BOW-PT-06**	EPA 3005A	954880	EPA 6020B	958350
92813443005	**BOW-INW-01**	EPA 3005A	954880	EPA 6020B	958350
92813443006	**BOW-AP1-FD-01**	EPA 3005A	954880	EPA 6020B	958350
92813443007	**BOW-AP1-FB-01**	EPA 3005A	954880	EPA 6020B	958350
92813443008	**BOW-AP1-EB-01**	EPA 3005A	954880	EPA 6020B	958350

This report shall not be reproduced, except in full,
without the written consent of Pace Analytical Services, LLC.

Pace	DC#_Title: ENV-FRM-HUN1-0083 v05_Sample Condition Upon Receipt
	Effective Date: 05/24/2024

Laboratory receiving samples:
Asheville ☐ Eden ☐ Greenwood ☐ Huntersville ☐ Raleigh ☐ Mechanicsville ☐ Atlanta ☑ Kernersville ☐

Sample Condition Upon Receipt

WO# : 92813443
92813443

Client Name: GA Power

Project #:

Courier: ☐ Fed Ex ☐ UPS ☐ USPS ☑ Client ☐ Commercial ☐ Pace ☐ Other:____

Custody Seal Present? ☐ Yes ☑ No Seals Intact? ☐ Yes ☐ No ☑ N/A

Date/Initials Person Examining Contents: 8/15/25 CAP

Packing Material: ☐ Bubble Wrap ☐ Bubble Bags ☑ None ☐ Other

Biological Tissue Frozen? ☐ Yes ☐ No ☑ N/A

Thermometer: ☑ IR Gun ID: 083

Type of Ice: ☑ Wet ☐ Blue ☐ None

Cooler Temp: 3.4 Correction Factor: Add/Subtract (°C) 0.0

Temp should be above freezing to 6°C
☐ Samples out of temp criteria. Samples on ice, cooling process has begun

Cooler Temp Corrected (°C): 3.4

USDA Regulated Soil (☐ N/A, water sample)
Did samples originate in a quarantine zone within the United States: CA, NY, or SC (check maps)? ☐ Yes ☐ No

Did samples originate from a foreign source (internationally, including Hawaii and Puerto Rico)? ☐ Yes ☐ No

				Comments/Discrepancy:
Chain of Custody Present?	☑ Yes	☐ No	☐ N/A	1.
Samples Arrived within Hold Time?	☑ Yes	☐ No	☐ N/A	2.
Short Hold Time Analysis (<72 hr.)?	☐ Yes	☑ No	☐ N/A	3.
Rush Turn Around Time Requested?	☐ Yes	☑ No	☐ N/A	4.
Sufficient Volume?	☑ Yes	☐ No	☐ N/A	5.
Correct Containers Used?	☑ Yes	☐ No	☐ N/A	6.
-Pace Containers Used?	☑ Yes	☐ No	☐ N/A	
Containers Intact?	☑ Yes	☐ No	☐ N/A	7.
Dissolved analysis: Samples Field Filtered?	☐ Yes	☐ No	☑ N/A	8.
Sample Labels Match COC? -Includes Date/Time/ID/Analysis Matrix: W	☑ Yes	☐ No	☐ N/A	9.
Headspace in VOA Vials (>5-6mm)?	☐ Yes	☐ No	☑ N/A	10.
Trip Blank Present?	☐ Yes	☐ No	☑ N/A	11.
Trip Blank Custody Seals Present?	☐ Yes	☐ No	☑ N/A	

COMMENTS/SAMPLE DISCREPANCY

Field Data Required? ☐ Yes ☐ No

Lot ID of split containers:

CLIENT NOTIFICATION/RESOLUTION

Person contacted: Date/Time:

Project Manager SCURF Review: Date:

Project Manager SRF Review: Date:

*Check mark top half of box if pH and/or dechlorination is verified and within the acceptance range for preservation samples.
Exceptions: VOA, Coliform, TOC, Oil and Grease, DRO/8015 (water) DOC, LLHg
**Bottom half of box is to list number of bottles
***Check all unpreserved Nitrates for chlorine

Project #

Laboratory Receiving Location: Asheville ☐ Eden ☐ Greenwood ☐ Huntersville ☐ Raleigh ☐ Mechanicsville ☐ Atlanta ☐ Kernersville ☐

Client_____ Profile/EZ (Circle one)_____ Notes_____

Item#	BP4U-125 mL Plastic Unpreserved (N/A) (Cl-)	BP3U-250 mL Plastic Unpreserved (N/A)	BP2U-500 mL Plastic Unpreserved (N/A)	BP1U-1 liter Plastic Unpreserved (N/A)		BP4S-125 mL Plastic H2SO4 (pH < 2) (Cl-)	BP3N-250 mL plastic HNO3 (pH < 2)	BP4Z-125 mL Plastic ZN Acetate & NaOH (>9)	BP4B-125 mL Plastic NaOH (pH > 12) (Cl-)	WGFU-Wide-mouthed Glass jar Unpreserved	AG1U-1 liter Amber Unpreserved (N/A) (Cl-)	AG1H-1 liter Amber HCl (pH < 2)	AG3U-250 mL Amber Unpreserved (N/A) (Cl-)	AG1S-1 liter Amber H2SO4 (pH < 2)	AG3S-250 mL Amber H2SO4 (pH < 2)	DG9A-40 mL Amber NH4Cl (N/A)(Cl-)	DG9H-40 mL VOA HCl (N/A)	VG9T-40 mL VOA Na2S2O3 (N/A)	VG9U-40 mL VOA Unpreserved (N/A)	DG9V-40 mL VOA H3PO4 (N/A)	KP7U-50 mL Plastic Unpreserved (N/A)	V/GK (3 vials per kit)-VPH/Gas kit (N/A)	SP5T-125 mL Sterile Plastic (N/A – lab)	SP2T-250 mL Sterile Plastic (N/A – lab)		BP3R-250 mL Plastic (NH2)2SO4 (9.3-9.7)	AG0U-100 mL Amber Unpreserved (N/A) (Cl-)	VSGU-20 mL Scintillation vials (N/A)	DG9U-40 mL Amber Unpreserved vials (N/A)
CC																													
1		2				2 ✓																							
2		2				2 ✓																							
3		2				2 ✓																							
4		2				2 ✓																							
5		2				2 ✓																							
6		2				2 ✓																							
7		2				2 ✓																							
8		2				2 ✓																							
9																													
10																													
11																													
12																													

pH Adjustment Log for Preserved Samples

Sample ID	Type of Preservative	pH upon receipt	Date preservation adjusted	Time preservation adjusted	Amount of Preservative added	Lot #

Note: Whenever there is a discrepancy affecting North Carolina compliance samples, a copy of this form will be sent to the North Carolina DENR Certification Office (i.e. Out of hold, incorrect preservative, out of temp, incorrect containers.

Pace® Location Requested (City/State):

Pace Analytical Charlotte
9800 Kincey Ave. Suite 100, Huntersville, NC 28078

CHAIN-OF-CUSTODY Analytical Request Document

Chain-of-Custody is a LEGAL DOCUMENT - Complete all relevant fields

WO#: 92813443

PM: BV **Due Date: 09/02/25**

CLIENT: 92-GP-BOWLF

Company Name: Georgia Power - Bowen

Street Address:
241 Ralph McGill Blvd NE, Bin 10160, Atlanta, GA 30308

Customer Project #:

Project Name:
Bowen AP-1 CA Post-injection #2 Week 4

Site Collection Info/Facility ID (as applicable):

Contact/Report To: Kristen Jurinko, Mintao Lu, Marty Crook

Phone #: (470) 217-0008

E-Mail: knjurink@southernco.com

Cc E-Mail: Laura Midkiff, Ben Hodges, Mike Smilley, Noelia Gangi

Invoice to: Account Payable

Invoice E-mail:
georgiapowerinvoices@southernco.com

Purchase Order # (if applicable): GPC95642-~~0004~~ 0007

Quote #:

Time Zone Collected: [ ] AK [ ] PT [ ] MT [ ] CT [X] ET

County / State origin of sample(s): Georgia

Data Deliverables:
[ ] Level II [ ] Level III [ ] Level IV
[ ] EQUIS
[ ] Other

Regulatory Program (DW, RCRA, etc.) as applicable: Reportable [ ] Yes [ ] No

Rush (Pre-approval required):
[ ] Same Day [ ] 1 Day [ ] 2 Day [ ] 3 Day Other _____
Date Results Requested:

DW PWSID # or WW Permit # as applicable:

Field Filtered (if applicable): [ ] Yes [ ] No
Analysis:

* Matrix Codes (insert in Matrix box below): Drinking Water (DW), Ground Water (GW), Wastewater (WW), Product (P), Soil/Solid (SS), Oil (OL), Wipe (WP), Tissue (TS), Bioassay (B), Vapor (V), Surface Water (SW), Sediment (SED), Sludge (SL), Caulk (CK), Leachate (LL), Biosolid (BS), Other (OT)

Specify Container Size**: 3 3 3

Identify Container Preservative Type***: 1 1 2

Analysis Requested

**Container Size: (1) 1L (2) 500mL, (3) 250mL, (4) 125mL, (5) 100mL, (6) 40mL vial, (7) EnCore, (8) TerraCore, (9) 90mL, (10) Other

*** Preservative Types: (1) None, (2) HNO3, (3) H2SO4, (4) HCl, (5) NaOH, (6) Zn Acetate, (7) NaHSO4, (8) Sod. Thiosulfate, (9) Ascorbic Acid, (10) MeOH, (11) Other

Customer Sample ID	Matrix*	Comp / Grab	Composite Start Date	Composite Start Time	Collected or Composite End Date	Collected or Composite End Time	# Cont.	Residual Chlorine Result	Residual Chlorine Units	2320B Total Alkalinity, Bicarbonate Alkalinity	300.0-SO_4^{2-}, Cl^-	*Appendix III, IV + Additional Metals	Sample Comment	Preservation non-conformance identified for sample
BOW-PT-02	WG	G			8/12/25	1125	4			X	X	X	001	
BOW-PT-04	WG	G			8/12/25	1427	4			X	X	X	002	
BOW-PT-05	WG	G			8/12/25	1245	4			X	X	X	003	
BOW-PT-06	WG	G			8/12/25	1415	4			X	X	X	004	
BOW-INW-01	WG	G			8/12/25	1302	4			X	X	X	005	
BOW-AP1-FD-01	WG	G			8/12/25	—	4			X	X	X	006	
BOW-AP1-FB-01	WQ	G			8/12/25	1620	4			X	X	X	007	
BOW-AP1-EB-01	WQ	G			8/12/25	1625	4			X	X	X	008	
					~~8/12/25~~									
					~~8/12/25~~									

Lab Use Only
Proj. Mgr: Bonnie Vang
AcctNum / Client ID:
Table #:
Profile / Template: 16507
Prelog / Bottle Ord. ID: EZ 3252077

Additional Instructions from Pace*:
Task Code: BOW-CCR-CA-20250812
*Appendix III: Boron, Calcium, Chloride, Sulfate
*Appendix IV: Cobalt, Molybdenum
*Additional Metals: Iron, Magnesium, Potassium, Sodium

Collected By: William Laaker, Jay Stewart, Natalie Pipiero, Shannon Northen
Printed Name
Signature

ENSAFE

Customer Remarks / Special Conditions / Possible Hazards:

Coolers: Thermometer ID: Correction Factor (°C): Obs. Temp. (°C): Corrected Temp. (°C): [ ] On Ice

Relinquished by/Company: (Signature)	Date/Time:	Received by/Company: (Signature)	Date/Time:
EnSafe	8/15/25 1509	Charles Hale	8/15/25 1509
Relinquished by/Company: (Signature)	Date/Time:	Received by/Company: (Signature)	Date/Time:
Relinquished by/Company: (Signature)	Date/Time:	Received by/Company: (Signature)	Date/Time:
Relinquished by/Company: (Signature)	Date/Time:	Received by/Company: (Signature)	Date/Time:

Tracking Number:

Delivered by: [ ] In-Person [ ] Courier [ ] FedEx [ ] UPS [ ] Other

Page: 1 of 1

Submitting a sample via this chain of custody constitutes acknowledgment and acceptance of the Pace® Terms and Conditions found at https://www.pacelabs.com/resource-library/resource/pace-terms-and-conditions/

ENV-FRM-CORQ-0019_v02_110123 ©

Pace Analytical Services, LLC
9800 Kincey Ave. Suite 100
Huntersville, NC 28078
(704)875-9092

October 07, 2025

Kristen Jurinko
Southern Co.
241 Ralph McGill Blvd NE
Bin 10160
Atlanta, GA 30308

RE: Project: Bowen AP-1 CA-Week 6
Pace Project No.: 92815776

Dear Kristen Jurinko:

Enclosed are the analytical results for sample(s) received by the laboratory on August 29, 2025. The results relate only to the samples included in this report. Results reported herein conform to the applicable TNI/NELAC Standards and the laboratory's Quality Manual, where applicable, unless otherwise noted in the body of the report.

The test results provided in this final report were generated by each of the following laboratories within the Pace Network:

- Pace National - Mt. Juliet
- Pace Analytical Services - Asheville
- Pace Analytical Services - West Columbia

Revision 1: Updated project name to read "Week 6."

If you have any questions concerning this report, please feel free to contact me.

Sincerely,

Bonnie Vang

Bonnie Vang
bonnie.vang@pacelabs.com
704-977-0968
Project Manager

Enclosures

cc: Marty Crook, Geosyntec Consultants
Whitney Law, Geosyntec
Mintao Lu, Geosyntec
Laura Midkiff, Southern Co.
Caroline Nelson, Geosyntec
Kevin Stephenson, Southern Company

This report shall not be reproduced, except in full,
without the written consent of Pace Analytical Services, LLC.

Pace Analytical Services, LLC
9800 Kincey Ave. Suite 100
Huntersville, NC 28078
(704)875-9092

CERTIFICATIONS

Project: Bowen AP-1 CA-Week 6
Pace Project No.: 92815776

Pace Analytical Services National
12065 Lebanon Road, Mt. Juliet, TN 37122
Alabama Certification #: 40660
Alaska Certification 17-026
Arizona Certification #: AZ0612
Arkansas Certification #: 88-0469
California Certification #: 2932
Canada Certification #: 1461.01
Colorado Certification #: TN00003
Connecticut Certification #: PH-0197
DOD Certification: #1461.01
EPA# TN00003
Florida Certification #: E87487
Georgia DW Certification #: 923
Georgia Certification: NELAP
Idaho Certification #: TN00003
Illinois Certification #: 200008
Indiana Certification #: C-TN-01
Iowa Certification #: 364
Kansas Certification #: E-10277
Kentucky UST Certification #: 16
Kentucky Certification #: 90010
Louisiana Certification #: AI30792
Louisiana DW Certification #: LA180010
Maine Certification #: TN0002
Maryland Certification #: 324
Massachusetts Certification #: M-TN003
Michigan Certification #: 9958
Minnesota Certification #: 047-999-395
Mississippi Certification #: TN00003
Missouri Certification #: 340
Montana Certification #: CERT0086
Nebraska Certification #: NE-OS-15-05
Nevada Certification #: TN-03-2002-34
New Hampshire Certification #: 2975
New Jersey Certification #: TN002
New Mexico DW Certification
New York Certification #: 11742
North Carolina Aquatic Toxicity Certification #: 41
North Carolina Drinking Water Certification #: 21704
North Carolina Environmental Certificate #: 375
North Dakota Certification #: R-140
Ohio VAP Certification #: CL0069
Oklahoma Certification #: 9915
Oregon Certification #: TN200002
Pennsylvania Certification #: 68-02979
Rhode Island Certification #: LAO00356
South Carolina Certification #: 84004
South Dakota Certification
Tennessee DW/Chem/Micro Certification #: 2006
Texas Certification #: T 104704245-17-14
Texas Mold Certification #: LAB0152
USDA Soil Permit #: P330-15-00234
Utah Certification #: TN00003
Virginia Certification #: VT2006
Vermont Dept. of Health: ID# VT-2006
Virginia Certification #: 460132
Washington Certification #: C847
West Virginia Certification #: 233
Wisconsin Certification #: 998093910
Wyoming UST Certification #: via A2LA 2926.01
A2LA-ISO 17025 Certification #: 1461.01
A2LA-ISO 17025 Certification #: 1461.02
AIHA-LAP/LLC EMLAP Certification #:100789

Pace Analytical Services Asheville
2225 Riverside Drive, Asheville, NC 28804
Florida/NELAP Certification #: E87648
North Carolina Drinking Water Certification #: 37712
North Carolina Wastewater Certification #: 40
South Carolina Laboratory ID: 99030
South Carolina Certification #: 99030001
Virginia/VELAP Certification #: 460222

Pace Analytical Services West Columbia
106 Vantage Point Drive, West Columbia, SC 29172
Alaska Dept. of Energy Conservation, Cert# 20-002
California ELAP, cert# 3049
DoD, DoD QSM V5.4, cert# I.2224
DOE, DoD/DOE QSM V5.4, cert# I.2224.01
Florida, Dept. of Health, cert# E87653-70
Georgia, Env. Protection Division, cert# E87653
Illinois, EPA NELAP, cert# 2000552024-9
Kansas, Dept. of Health and Environment, cert# E-10417
Kentucky, Dept. for Env. Protection, UST, cert# 103582
Kentucky, Dept. for Env. Protection, cert# 98037
Louisiana, Dept. of Environmental Quality, cert# 5125
North Carolina, DEQ, Water Resources, cert# 329
New Jersey, Dept. of Env. Protection, cert# NLC 240005
Oklahoma, Dept. of Env. Quality, cert# 2023-175
Oregon, ELAP, cert# 4181-006
Pennsylvania, Dept. of Env. Protection, cert# 003
South Carolina, Dept. of Env. Services, cert# 32010001
Texas, Commission on Env. Quality, cert# TX-C24-00083
Virginia, Dept. of General Services, cert# 13080
Wisconsin, Dept. of Natural Resources, cert# 399136100

This report shall not be reproduced, except in full,
without the written consent of Pace Analytical Services, LLC.

Pace Analytical Services, LLC
9800 Kincey Ave. Suite 100
Huntersville, NC 28078
(704)875-9092

SAMPLE SUMMARY

Project: Bowen AP-1 CA-Week 6
Pace Project No.: 92815776

Lab ID	Sample ID	Matrix	Date Collected	Date Received
92815776001	**BOW-PT-02**	Water	08/26/25 16:05	08/29/25 13:50
92815776002	**BOW-PT-04**	Water	08/27/25 12:50	08/29/25 13:50
92815776003	**BOW-PT-05**	Water	08/27/25 11:00	08/29/25 13:50
92815776004	**BOW-PT-06**	Water	08/26/25 14:38	08/29/25 13:50
92815776005	**BOW-INW-01**	Water	08/27/25 14:20	08/29/25 13:50
92815776006	**BOW-AP1-FD-01**	Water	08/26/25 00:00	08/29/25 13:50
92815776007	**BOW-AP1-FB-01**	Water	08/27/25 15:35	08/29/25 13:50
92815776008	**BOW-AP1-EB-01**	Water	08/27/25 15:45	08/29/25 13:50

This report shall not be reproduced, except in full,
without the written consent of Pace Analytical Services, LLC.

Pace Analytical Services, LLC
9800 Kincey Ave. Suite 100
Huntersville, NC 28078
(704)875-9092

SAMPLE ANALYTE COUNT

Project: Bowen AP-1 CA-Week 6
Pace Project No.: 92815776

Lab ID	Sample ID	Method	Analysts	Analytes Reported	Laboratory
92815776001	**BOW-PT-02**	EPA 6020B	JDB	1	PAN
		SM 2320B-2021	SMS	3	PASI-A
		SM 2540C-2020	CDM	1	PASI-A
		SM 4500-S2D-2021	JP1	1	PASI-A
		EPA 300.0 Rev 2.1 1993	JCM	3	PASI-A
		EPA 6020B	CBP	18	PASI-WC
		EPA 7470A	KAJ1	1	PASI-WC
92815776002	**BOW-PT-04**	EPA 6020B	JDB	1	PAN
		SM 2320B-2021	SMS	3	PASI-A
		SM 2540C-2020	CMW1	1	PASI-A
		SM 4500-S2D-2021	JP1	1	PASI-A
		EPA 300.0 Rev 2.1 1993	JCM	3	PASI-A
		EPA 6020B	CBP	18	PASI-WC
		EPA 7470A	KAJ1	1	PASI-WC
92815776003	**BOW-PT-05**	EPA 6020B	JDB	1	PAN
		SM 2320B-2021	SMS	3	PASI-A
		SM 2540C-2020	CMW1	1	PASI-A
		SM 4500-S2D-2021	JP1	1	PASI-A
		EPA 300.0 Rev 2.1 1993	JCM	3	PASI-A
		EPA 6020B	CBP	18	PASI-WC
		EPA 7470A	KAJ1	1	PASI-WC
92815776004	**BOW-PT-06**	EPA 6020B	JDB	1	PAN
		SM 2320B-2021	SMS	3	PASI-A
		SM 2540C-2020	CDM	1	PASI-A
		SM 4500-S2D-2021	JP1	1	PASI-A
		EPA 300.0 Rev 2.1 1993	JCM	3	PASI-A
		EPA 6020B	CBP	18	PASI-WC
		EPA 7470A	KAJ1	1	PASI-WC
92815776005	**BOW-INW-01**	EPA 6020B	JDB	1	PAN
		SM 2320B-2021	SMS	3	PASI-A
		SM 2540C-2020	CMW1	1	PASI-A
		SM 4500-S2D-2021	JP1	1	PASI-A
		EPA 300.0 Rev 2.1 1993	JCM	3	PASI-A
		EPA 6020B	CBP	18	PASI-WC
		EPA 7470A	KAJ1	1	PASI-WC
92815776006	**BOW-AP1-FD-01**	EPA 6020B	JDB	1	PAN
		SM 2320B-2021	SMS	3	PASI-A

This report shall not be reproduced, except in full,
without the written consent of Pace Analytical Services, LLC.

Pace Analytical Services, LLC
9800 Kincey Ave. Suite 100
Huntersville, NC 28078
(704)875-9092

SAMPLE ANALYTE COUNT

Project: Bowen AP-1 CA-Week 6
Pace Project No.: 92815776

Lab ID	Sample ID	Method	Analysts	Analytes Reported	Laboratory
		SM 2540C-2020	CDM	1	PASI-A
		SM 4500-S2D-2021	JP1	1	PASI-A
		EPA 300.0 Rev 2.1 1993	JCM	3	PASI-A
		EPA 6020B	CBP	18	PASI-WC
		EPA 7470A	KAJ1	1	PASI-WC
92815776007	**BOW-AP1-FB-01**	EPA 6020B	JDB	1	PAN
		SM 2320B-2021	SMS	3	PASI-A
		SM 2540C-2020	CMW1	1	PASI-A
		SM 4500-S2D-2021	JP1	1	PASI-A
		EPA 300.0 Rev 2.1 1993	JCM	3	PASI-A
		EPA 6020B	CBP	18	PASI-WC
		EPA 7470A	KAJ1	1	PASI-WC
92815776008	**BOW-AP1-EB-01**	EPA 6020B	JDB	1	PAN
		SM 2320B-2021	SMS	3	PASI-A
		SM 2540C-2020	CMW1	1	PASI-A
		SM 4500-S2D-2021	JP1	1	PASI-A
		EPA 300.0 Rev 2.1 1993	JCM	3	PASI-A
		EPA 6020B	CBP	18	PASI-WC
		EPA 7470A	KAJ1	1	PASI-WC

PAN = Pace National - Mt. Juliet
PASI-A = Pace Analytical Services - Asheville
PASI-WC = Pace Analytical Services - West Columbia

This report shall not be reproduced, except in full,
without the written consent of Pace Analytical Services, LLC.

Pace Analytical Services, LLC
9800 Kincey Ave. Suite 100
Huntersville, NC 28078
(704)875-9092

SUMMARY OF DETECTION

Project: Bowen AP-1 CA-Week 6
Pace Project No.: 92815776

Lab Sample ID Method	Client Sample ID Parameters	Result	Units	Report Limit	Analyzed	Qualifiers
92815776001	**BOW-PT-02**					
EPA 6020B	Lithium	0.0112	mg/L	0.00200	09/23/25 18:47	
SM 2320B-2021	Alkalinity,Bicarbonate (CaCO3)	167	mg/L	5.0	09/06/25 23:58	
SM 2320B-2021	Alkalinity, Total as CaCO3	167	mg/L	5.0	09/06/25 23:58	
SM 2540C-2020	Total Dissolved Solids	1650	mg/L	125	08/30/25 16:50	
EPA 300.0 Rev 2.1 1993	Chloride	302	mg/L	7.0	08/31/25 04:18	
EPA 300.0 Rev 2.1 1993	Fluoride	0.28	mg/L	0.10	08/30/25 15:05	
EPA 300.0 Rev 2.1 1993	Sulfate	271	mg/L	7.0	08/31/25 04:18	
EPA 6020B	Barium	0.046	mg/L	0.0050	09/17/25 11:48	
EPA 6020B	Boron	7.8	mg/L	2.0	09/18/25 07:41	M1
EPA 6020B	Calcium	321	mg/L	20.0	09/18/25 07:41	M1
EPA 6020B	Cobalt	0.0024J	mg/L	0.0050	09/17/25 11:48	
EPA 6020B	Iron	0.14	mg/L	0.040	09/17/25 11:48	
EPA 6020B	Magnesium	47.3	mg/L	2.5	09/18/25 07:41	M1
EPA 6020B	Manganese	1.3	mg/L	0.25	09/18/25 07:41	M1
EPA 6020B	Molybdenum	0.036	mg/L	0.010	09/17/25 11:48	
EPA 6020B	Potassium	7.2	mg/L	0.40	09/17/25 11:48	M1
EPA 6020B	Selenium	0.0033J	mg/L	0.0050	09/17/25 11:48	
EPA 6020B	Sodium	36.9	mg/L	20.0	09/18/25 07:41	M1
EPA 6020B	Thallium	0.00048J	mg/L	0.00050	09/17/25 11:48	
92815776002	**BOW-PT-04**					
EPA 6020B	Lithium	0.00673	mg/L	0.00200	09/23/25 18:50	
SM 2320B-2021	Alkalinity,Bicarbonate (CaCO3)	218	mg/L	5.0	09/09/25 01:47	
SM 2320B-2021	Alkalinity, Total as CaCO3	218	mg/L	5.0	09/09/25 01:47	
SM 2540C-2020	Total Dissolved Solids	1180	mg/L	50.0	09/02/25 19:35	
EPA 300.0 Rev 2.1 1993	Chloride	211	mg/L	6.0	08/31/25 04:32	
EPA 300.0 Rev 2.1 1993	Fluoride	0.22	mg/L	0.10	08/30/25 15:19	
EPA 300.0 Rev 2.1 1993	Sulfate	235	mg/L	6.0	08/31/25 04:32	
EPA 6020B	Arsenic	0.0016J	mg/L	0.0020	09/17/25 12:30	
EPA 6020B	Barium	0.052	mg/L	0.0050	09/17/25 12:30	
EPA 6020B	Boron	8.0	mg/L	2.0	09/18/25 08:23	
EPA 6020B	Calcium	202	mg/L	20.0	09/18/25 08:23	
EPA 6020B	Cobalt	0.0068	mg/L	0.0050	09/17/25 12:30	
EPA 6020B	Iron	0.41	mg/L	0.040	09/17/25 12:30	
EPA 6020B	Magnesium	49.1	mg/L	2.5	09/18/25 08:23	
EPA 6020B	Manganese	0.74	mg/L	0.25	09/18/25 08:23	
EPA 6020B	Molybdenum	0.017	mg/L	0.010	09/17/25 12:30	
EPA 6020B	Potassium	7.5	mg/L	0.40	09/17/25 12:30	
EPA 6020B	Selenium	0.0025J	mg/L	0.0050	09/17/25 12:30	
EPA 6020B	Sodium	65.2	mg/L	20.0	09/18/25 08:23	
EPA 6020B	Thallium	0.00078	mg/L	0.00050	09/17/25 12:30	
92815776003	**BOW-PT-05**					
EPA 6020B	Lithium	0.00533	mg/L	0.00200	09/23/25 18:53	
SM 2320B-2021	Alkalinity,Bicarbonate (CaCO3)	197	mg/L	5.0	09/09/25 01:59	
SM 2320B-2021	Alkalinity, Total as CaCO3	197	mg/L	5.0	09/09/25 01:59	
SM 2540C-2020	Total Dissolved Solids	1180	mg/L	50.0	09/02/25 19:35	
SM 4500-S2D-2021	Sulfide	0.028J	mg/L	0.10	08/30/25 01:04	

This report shall not be reproduced, except in full,
without the written consent of Pace Analytical Services, LLC.

Pace Analytical Services, LLC
9800 Kincey Ave. Suite 100
Huntersville, NC 28078
(704)875-9092

SUMMARY OF DETECTION

Project: Bowen AP-1 CA-Week 6
Pace Project No.: 92815776

Lab Sample ID Method	Client Sample ID Parameters	Result	Units	Report Limit	Analyzed	Qualifiers
92815776003	**BOW-PT-05**					
EPA 300.0 Rev 2.1 1993	Chloride	190	mg/L	5.0	08/31/25 04:46	
EPA 300.0 Rev 2.1 1993	Fluoride	0.23	mg/L	0.10	08/30/25 15:33	
EPA 300.0 Rev 2.1 1993	Sulfate	215	mg/L	5.0	08/31/25 04:46	
EPA 6020B	Arsenic	0.0020J	mg/L	0.0020	09/17/25 12:39	
EPA 6020B	Barium	0.040	mg/L	0.0050	09/17/25 12:39	
EPA 6020B	Boron	7.4	mg/L	2.0	09/18/25 08:31	
EPA 6020B	Calcium	210	mg/L	20.0	09/18/25 08:31	
EPA 6020B	Cobalt	0.0082	mg/L	0.0050	09/17/25 12:39	
EPA 6020B	Iron	1.1	mg/L	0.040	09/17/25 12:39	
EPA 6020B	Magnesium	42.6	mg/L	2.5	09/18/25 08:31	
EPA 6020B	Manganese	1.1	mg/L	0.25	09/18/25 08:31	
EPA 6020B	Molybdenum	0.023	mg/L	0.010	09/17/25 12:39	
EPA 6020B	Potassium	5.7	mg/L	0.40	09/17/25 12:39	
EPA 6020B	Selenium	0.0017J	mg/L	0.0050	09/17/25 12:39	
EPA 6020B	Sodium	26.3	mg/L	0.40	09/17/25 12:39	
EPA 6020B	Thallium	0.00027J	mg/L	0.00050	09/17/25 12:39	
92815776004	**BOW-PT-06**					
EPA 6020B	Lithium	0.00540	mg/L	0.00200	09/23/25 18:56	
SM 2320B-2021	Alkalinity,Bicarbonate (CaCO3)	160	mg/L	5.0	09/07/25 00:17	
SM 2320B-2021	Alkalinity, Total as CaCO3	160	mg/L	5.0	09/07/25 00:17	
SM 2540C-2020	Total Dissolved Solids	2160	mg/L	250	08/30/25 16:51	
SM 4500-S2D-2021	Sulfide	0.035J	mg/L	0.10	08/30/25 01:03	
EPA 300.0 Rev 2.1 1993	Chloride	434	mg/L	10.0	08/31/25 05:00	
EPA 300.0 Rev 2.1 1993	Fluoride	0.13	mg/L	0.10	08/30/25 16:17	
EPA 300.0 Rev 2.1 1993	Sulfate	335	mg/L	10.0	08/31/25 05:00	
EPA 6020B	Arsenic	0.0032	mg/L	0.0020	09/17/25 12:47	
EPA 6020B	Barium	0.081	mg/L	0.0050	09/17/25 12:47	
EPA 6020B	Boron	9.3	mg/L	2.0	09/18/25 08:40	
EPA 6020B	Calcium	323	mg/L	20.0	09/18/25 08:40	
EPA 6020B	Cobalt	0.0024J	mg/L	0.0050	09/17/25 12:47	
EPA 6020B	Iron	1.4	mg/L	0.040	09/17/25 12:47	
EPA 6020B	Magnesium	90.4	mg/L	2.5	09/18/25 08:40	
EPA 6020B	Manganese	0.89	mg/L	0.25	09/18/25 08:40	
EPA 6020B	Molybdenum	0.0072J	mg/L	0.010	09/17/25 12:47	
EPA 6020B	Potassium	10.2	mg/L	0.40	09/17/25 12:47	
EPA 6020B	Selenium	0.0053	mg/L	0.0050	09/17/25 12:47	
EPA 6020B	Sodium	62.8	mg/L	20.0	09/18/25 08:40	
92815776005	**BOW-INW-01**					
EPA 6020B	Lithium	0.0108	mg/L	0.00200	09/23/25 19:06	
SM 2320B-2021	Alkalinity,Bicarbonate (CaCO3)	172	mg/L	5.0	09/09/25 02:11	
SM 2320B-2021	Alkalinity, Total as CaCO3	172	mg/L	5.0	09/09/25 02:11	
SM 2540C-2020	Total Dissolved Solids	1860	mg/L	50.0	09/02/25 19:35	
EPA 300.0 Rev 2.1 1993	Chloride	373	mg/L	9.0	08/31/25 05:15	
EPA 300.0 Rev 2.1 1993	Fluoride	0.30	mg/L	0.10	08/30/25 16:31	
EPA 300.0 Rev 2.1 1993	Sulfate	337	mg/L	9.0	08/31/25 05:15	
EPA 6020B	Barium	0.067	mg/L	0.0050	09/17/25 13:13	

This report shall not be reproduced, except in full,
without the written consent of Pace Analytical Services, LLC.

Pace Analytical Services, LLC
9800 Kincey Ave. Suite 100
Huntersville, NC 28078
(704)875-9092

SUMMARY OF DETECTION

Project: Bowen AP-1 CA-Week 6
Pace Project No.: 92815776

Lab Sample ID Method	Client Sample ID Parameters	Result	Units	Report Limit	Analyzed	Qualifiers
92815776005	**BOW-INW-01**					
EPA 6020B	Boron	10.5	mg/L	2.0	09/18/25 08:48	
EPA 6020B	Calcium	348	mg/L	20.0	09/18/25 08:48	
EPA 6020B	Cobalt	0.0063	mg/L	0.0050	09/17/25 13:13	
EPA 6020B	Iron	0.42	mg/L	0.040	09/17/25 13:13	
EPA 6020B	Magnesium	55.9	mg/L	2.5	09/18/25 08:48	
EPA 6020B	Manganese	2.6	mg/L	0.25	09/18/25 08:48	
EPA 6020B	Molybdenum	0.041	mg/L	0.010	09/17/25 13:13	
EPA 6020B	Potassium	9.3	mg/L	0.40	09/17/25 13:13	
EPA 6020B	Selenium	0.0040J	mg/L	0.0050	09/17/25 13:13	
EPA 6020B	Sodium	50.5	mg/L	20.0	09/18/25 08:48	
EPA 6020B	Thallium	0.00060	mg/L	0.00050	09/17/25 13:13	
92815776006	**BOW-AP1-FD-01**					
EPA 6020B	Lithium	0.00941	mg/L	0.00200	09/23/25 19:09	
SM 2320B-2021	Alkalinity,Bicarbonate (CaCO3)	169	mg/L	5.0	09/07/25 00:27	
SM 2320B-2021	Alkalinity, Total as CaCO3	169	mg/L	5.0	09/07/25 00:27	
SM 2540C-2020	Total Dissolved Solids	1700	mg/L	125	08/30/25 16:51	
EPA 300.0 Rev 2.1 1993	Chloride	303	mg/L	7.0	08/31/25 05:29	
EPA 300.0 Rev 2.1 1993	Fluoride	0.28	mg/L	0.10	08/30/25 16:46	
EPA 300.0 Rev 2.1 1993	Sulfate	275	mg/L	7.0	08/31/25 05:29	
EPA 6020B	Barium	0.045	mg/L	0.0050	09/17/25 13:21	
EPA 6020B	Boron	8.2	mg/L	2.0	09/18/25 08:57	
EPA 6020B	Calcium	275	mg/L	20.0	09/18/25 08:57	
EPA 6020B	Cobalt	0.0023J	mg/L	0.0050	09/17/25 13:21	
EPA 6020B	Iron	0.13	mg/L	0.040	09/17/25 13:21	
EPA 6020B	Magnesium	48.7	mg/L	2.5	09/18/25 08:57	
EPA 6020B	Manganese	1.3	mg/L	0.25	09/18/25 08:57	
EPA 6020B	Molybdenum	0.035	mg/L	0.010	09/17/25 13:21	
EPA 6020B	Potassium	8.0	mg/L	0.40	09/17/25 13:21	
EPA 6020B	Selenium	0.0034J	mg/L	0.0050	09/17/25 13:21	
EPA 6020B	Sodium	37.2	mg/L	20.0	09/18/25 08:57	
EPA 6020B	Thallium	0.00046J	mg/L	0.00050	09/17/25 13:21	
92815776007	**BOW-AP1-FB-01**					
EPA 6020B	Boron	0.0087J	mg/L	0.040	09/17/25 13:30	

This report shall not be reproduced, except in full,
without the written consent of Pace Analytical Services, LLC.

Pace Analytical Services, LLC
9800 Kincey Ave. Suite 100
Huntersville, NC 28078
(704)875-9092

ANALYTICAL RESULTS

Project: Bowen AP-1 CA-Week 6
Pace Project No.: 92815776

Sample: BOW-PT-02 **Lab ID: 92815776001** Collected: 08/26/25 16:05 Received: 08/29/25 13:50 Matrix: Water

Parameters	Results	Units	Report Limit	MDL	DF	Prepared	Analyzed	CAS No.	Qual
Metals (ICPMS) 6020B	Analytical Method: EPA 6020B Preparation Method: 3015 Pace National - Mt. Juliet								
Lithium	**0.0112**	mg/L	0.00200	0.000600	1	09/06/25 09:25	09/23/25 18:47	7439-93-2	
2320B Alkalinity	Analytical Method: SM 2320B-2021 Pace Analytical Services - Asheville								
Alkalinity,Bicarbonate (CaCO3)	**167**	mg/L	5.0	5.0	1		09/06/25 23:58		
Alkalinity,Carbonate (CaCO3)	ND	mg/L	5.0	5.0	1		09/06/25 23:58		
Alkalinity, Total as CaCO3	**167**	mg/L	5.0	5.0	1		09/06/25 23:58		
2540C Total Dissolved Solids	Analytical Method: SM 2540C-2020 Pace Analytical Services - Asheville								
Total Dissolved Solids	**1650**	mg/L	125	125	1		08/30/25 16:50		
4500S2D Sulfide Water	Analytical Method: SM 4500-S2D-2021 Pace Analytical Services - Asheville								
Sulfide	ND	mg/L	0.10	0.022	1		08/30/25 01:02	18496-25-8	
300.0 IC Anions 28 Days	Analytical Method: EPA 300.0 Rev 2.1 1993 Pace Analytical Services - Asheville								
Chloride	**302**	mg/L	7.0	4.2	7		08/31/25 04:18	16887-00-6	
Fluoride	**0.28**	mg/L	0.10	0.050	1		08/30/25 15:05	16984-48-8	
Sulfate	**271**	mg/L	7.0	3.5	7		08/31/25 04:18	14808-79-8	
WC 6020B MET ICPMS	Analytical Method: EPA 6020B Preparation Method: EPA 3005A Pace Analytical Services - West Columbia								
Antimony	ND	mg/L	0.0020	0.00050	1	09/04/25 18:13	09/17/25 11:48	7440-36-0	
Arsenic	ND	mg/L	0.0020	0.0012	1	09/04/25 18:13	09/17/25 11:48	7440-38-2	
Barium	**0.046**	mg/L	0.0050	0.0012	1	09/04/25 18:13	09/17/25 11:48	7440-39-3	
Beryllium	ND	mg/L	0.00040	0.00015	1	09/04/25 18:13	09/17/25 11:48	7440-41-7	
Boron	**7.8**	mg/L	2.0	0.31	50	09/04/25 18:13	09/18/25 07:41	7440-42-8	M1
Cadmium	ND	mg/L	0.00050	0.00012	1	09/04/25 18:13	09/17/25 11:48	7440-43-9	
Calcium	**321**	mg/L	20.0	5.0	50	09/04/25 18:13	09/18/25 07:41	7440-70-2	M1
Chromium	ND	mg/L	0.0050	0.0012	1	09/04/25 18:13	09/17/25 11:48	7440-47-3	
Cobalt	**0.0024J**	mg/L	0.0050	0.0012	1	09/04/25 18:13	09/17/25 11:48	7440-48-4	
Iron	**0.14**	mg/L	0.040	0.012	1	09/04/25 18:13	09/17/25 11:48	7439-89-6	
Lead	ND	mg/L	0.0010	0.00025	1	09/04/25 18:13	09/17/25 11:48	7439-92-1	
Magnesium	**47.3**	mg/L	2.5	0.50	50	09/04/25 18:13	09/18/25 07:41	7439-95-4	M1
Manganese	**1.3**	mg/L	0.25	0.062	50	09/04/25 18:13	09/18/25 07:41	7439-96-5	M1
Molybdenum	**0.036**	mg/L	0.010	0.0025	1	09/04/25 18:13	09/17/25 11:48	7439-98-7	
Potassium	**7.2**	mg/L	0.40	0.10	1	09/04/25 18:13	09/17/25 11:48	7440-09-7	M1
Selenium	**0.0033J**	mg/L	0.0050	0.0012	1	09/04/25 18:13	09/17/25 11:48	7782-49-2	
Sodium	**36.9**	mg/L	20.0	7.5	50	09/04/25 18:13	09/18/25 07:41	7440-23-5	M1
Thallium	**0.00048J**	mg/L	0.00050	0.00015	1	09/04/25 18:13	09/17/25 11:48	7440-28-0	

This report shall not be reproduced, except in full,
without the written consent of Pace Analytical Services, LLC.

Pace Analytical Services, LLC
9800 Kincey Ave. Suite 100
Huntersville, NC 28078
(704)875-9092

ANALYTICAL RESULTS

Project: Bowen AP-1 CA-Week 6
Pace Project No.: 92815776

Sample: BOW-PT-02 **Lab ID: 92815776001** Collected: 08/26/25 16:05 Received: 08/29/25 13:50 Matrix: Water

Parameters	Results	Units	Report Limit	MDL	DF	Prepared	Analyzed	CAS No.	Qual
WCOL 7470 Mercury	Analytical Method: EPA 7470A Preparation Method: EPA 7470A Pace Analytical Services - West Columbia								
Mercury	ND	mg/L	0.00020	0.000091	1	09/04/25 18:19	09/04/25 21:55	7439-97-6	

REPORT OF LABORATORY ANALYSIS

This report shall not be reproduced, except in full,
without the written consent of Pace Analytical Services, LLC.

Pace Analytical Services, LLC
9800 Kincey Ave. Suite 100
Huntersville, NC 28078
(704)875-9092

ANALYTICAL RESULTS

Project: Bowen AP-1 CA-Week 6
Pace Project No.: 92815776

Sample: BOW-PT-04 **Lab ID: 92815776002** Collected: 08/27/25 12:50 Received: 08/29/25 13:50 Matrix: Water

Parameters	Results	Units	Report Limit	MDL	DF	Prepared	Analyzed	CAS No.	Qual
Metals (ICPMS) 6020B	Analytical Method: EPA 6020B Preparation Method: 3015 Pace National - Mt. Juliet								
Lithium	**0.00673**	mg/L	0.00200	0.000600	1	09/06/25 09:25	09/23/25 18:50	7439-93-2	
2320B Alkalinity	Analytical Method: SM 2320B-2021 Pace Analytical Services - Asheville								
Alkalinity,Bicarbonate (CaCO3)	**218**	mg/L	5.0	5.0	1		09/09/25 01:47		
Alkalinity,Carbonate (CaCO3)	ND	mg/L	5.0	5.0	1		09/09/25 01:47		
Alkalinity, Total as CaCO3	**218**	mg/L	5.0	5.0	1		09/09/25 01:47		
2540C Total Dissolved Solids	Analytical Method: SM 2540C-2020 Pace Analytical Services - Asheville								
Total Dissolved Solids	**1180**	mg/L	50.0	50.0	1		09/02/25 19:35		
4500S2D Sulfide Water	Analytical Method: SM 4500-S2D-2021 Pace Analytical Services - Asheville								
Sulfide	ND	mg/L	0.10	0.022	1		08/30/25 01:04	18496-25-8	
300.0 IC Anions 28 Days	Analytical Method: EPA 300.0 Rev 2.1 1993 Pace Analytical Services - Asheville								
Chloride	**211**	mg/L	6.0	3.6	6		08/31/25 04:32	16887-00-6	
Fluoride	**0.22**	mg/L	0.10	0.050	1		08/30/25 15:19	16984-48-8	
Sulfate	**235**	mg/L	6.0	3.0	6		08/31/25 04:32	14808-79-8	
WC 6020B MET ICPMS	Analytical Method: EPA 6020B Preparation Method: EPA 3005A Pace Analytical Services - West Columbia								
Antimony	ND	mg/L	0.0020	0.00050	1	09/04/25 18:13	09/17/25 12:30	7440-36-0	
Arsenic	**0.0016J**	mg/L	0.0020	0.0012	1	09/04/25 18:13	09/17/25 12:30	7440-38-2	
Barium	**0.052**	mg/L	0.0050	0.0012	1	09/04/25 18:13	09/17/25 12:30	7440-39-3	
Beryllium	ND	mg/L	0.00040	0.00015	1	09/04/25 18:13	09/17/25 12:30	7440-41-7	
Boron	**8.0**	mg/L	2.0	0.31	50	09/04/25 18:13	09/18/25 08:23	7440-42-8	
Cadmium	ND	mg/L	0.00050	0.00012	1	09/04/25 18:13	09/17/25 12:30	7440-43-9	
Calcium	**202**	mg/L	20.0	5.0	50	09/04/25 18:13	09/18/25 08:23	7440-70-2	
Chromium	ND	mg/L	0.0050	0.0012	1	09/04/25 18:13	09/17/25 12:30	7440-47-3	
Cobalt	**0.0068**	mg/L	0.0050	0.0012	1	09/04/25 18:13	09/17/25 12:30	7440-48-4	
Iron	**0.41**	mg/L	0.040	0.012	1	09/04/25 18:13	09/17/25 12:30	7439-89-6	
Lead	ND	mg/L	0.0010	0.00025	1	09/04/25 18:13	09/17/25 12:30	7439-92-1	
Magnesium	**49.1**	mg/L	2.5	0.50	50	09/04/25 18:13	09/18/25 08:23	7439-95-4	
Manganese	**0.74**	mg/L	0.25	0.062	50	09/04/25 18:13	09/18/25 08:23	7439-96-5	
Molybdenum	**0.017**	mg/L	0.010	0.0025	1	09/04/25 18:13	09/17/25 12:30	7439-98-7	
Potassium	**7.5**	mg/L	0.40	0.10	1	09/04/25 18:13	09/17/25 12:30	7440-09-7	
Selenium	**0.0025J**	mg/L	0.0050	0.0012	1	09/04/25 18:13	09/17/25 12:30	7782-49-2	
Sodium	**65.2**	mg/L	20.0	7.5	50	09/04/25 18:13	09/18/25 08:23	7440-23-5	
Thallium	**0.00078**	mg/L	0.00050	0.00015	1	09/04/25 18:13	09/17/25 12:30	7440-28-0	

This report shall not be reproduced, except in full,
without the written consent of Pace Analytical Services, LLC.

Pace Analytical Services, LLC
9800 Kincey Ave. Suite 100
Huntersville, NC 28078
(704)875-9092

ANALYTICAL RESULTS

Project: Bowen AP-1 CA-Week 6
Pace Project No.: 92815776

Sample: BOW-PT-04 **Lab ID: 92815776002** Collected: 08/27/25 12:50 Received: 08/29/25 13:50 Matrix: Water

Parameters	Results	Units	Report Limit	MDL	DF	Prepared	Analyzed	CAS No.	Qual
WCOL 7470 Mercury	Analytical Method: EPA 7470A Preparation Method: EPA 7470A Pace Analytical Services - West Columbia								
Mercury	ND	mg/L	0.00020	0.000091	1	09/04/25 18:19	09/04/25 21:58	7439-97-6	

REPORT OF LABORATORY ANALYSIS

This report shall not be reproduced, except in full,
without the written consent of Pace Analytical Services, LLC.

Pace Analytical Services, LLC
9800 Kincey Ave. Suite 100
Huntersville, NC 28078
(704)875-9092

ANALYTICAL RESULTS

Project: Bowen AP-1 CA-Week 6
Pace Project No.: 92815776

Sample: BOW-PT-05 **Lab ID: 92815776003** Collected: 08/27/25 11:00 Received: 08/29/25 13:50 Matrix: Water

Parameters	Results	Units	Report Limit	MDL	DF	Prepared	Analyzed	CAS No.	Qual
Metals (ICPMS) 6020B	Analytical Method: EPA 6020B Preparation Method: 3015 Pace National - Mt. Juliet								
Lithium	**0.00533**	mg/L	0.00200	0.000600	1	09/06/25 09:25	09/23/25 18:53	7439-93-2	
2320B Alkalinity	Analytical Method: SM 2320B-2021 Pace Analytical Services - Asheville								
Alkalinity,Bicarbonate (CaCO3)	**197**	mg/L	5.0	5.0	1		09/09/25 01:59		
Alkalinity,Carbonate (CaCO3)	ND	mg/L	5.0	5.0	1		09/09/25 01:59		
Alkalinity, Total as CaCO3	**197**	mg/L	5.0	5.0	1		09/09/25 01:59		
2540C Total Dissolved Solids	Analytical Method: SM 2540C-2020 Pace Analytical Services - Asheville								
Total Dissolved Solids	**1180**	mg/L	50.0	50.0	1		09/02/25 19:35		
4500S2D Sulfide Water	Analytical Method: SM 4500-S2D-2021 Pace Analytical Services - Asheville								
Sulfide	**0.028J**	mg/L	0.10	0.022	1		08/30/25 01:04	18496-25-8	
300.0 IC Anions 28 Days	Analytical Method: EPA 300.0 Rev 2.1 1993 Pace Analytical Services - Asheville								
Chloride	**190**	mg/L	5.0	3.0	5		08/31/25 04:46	16887-00-6	
Fluoride	**0.23**	mg/L	0.10	0.050	1		08/30/25 15:33	16984-48-8	
Sulfate	**215**	mg/L	5.0	2.5	5		08/31/25 04:46	14808-79-8	
WC 6020B MET ICPMS	Analytical Method: EPA 6020B Preparation Method: EPA 3005A Pace Analytical Services - West Columbia								
Antimony	ND	mg/L	0.0020	0.00050	1	09/04/25 18:13	09/17/25 12:39	7440-36-0	
Arsenic	**0.0020J**	mg/L	0.0020	0.0012	1	09/04/25 18:13	09/17/25 12:39	7440-38-2	
Barium	**0.040**	mg/L	0.0050	0.0012	1	09/04/25 18:13	09/17/25 12:39	7440-39-3	
Beryllium	ND	mg/L	0.00040	0.00015	1	09/04/25 18:13	09/17/25 12:39	7440-41-7	
Boron	**7.4**	mg/L	2.0	0.31	50	09/04/25 18:13	09/18/25 08:31	7440-42-8	
Cadmium	ND	mg/L	0.00050	0.00012	1	09/04/25 18:13	09/17/25 12:39	7440-43-9	
Calcium	**210**	mg/L	20.0	5.0	50	09/04/25 18:13	09/18/25 08:31	7440-70-2	
Chromium	ND	mg/L	0.0050	0.0012	1	09/04/25 18:13	09/17/25 12:39	7440-47-3	
Cobalt	**0.0082**	mg/L	0.0050	0.0012	1	09/04/25 18:13	09/17/25 12:39	7440-48-4	
Iron	**1.1**	mg/L	0.040	0.012	1	09/04/25 18:13	09/17/25 12:39	7439-89-6	
Lead	ND	mg/L	0.0010	0.00025	1	09/04/25 18:13	09/17/25 12:39	7439-92-1	
Magnesium	**42.6**	mg/L	2.5	0.50	50	09/04/25 18:13	09/18/25 08:31	7439-95-4	
Manganese	**1.1**	mg/L	0.25	0.062	50	09/04/25 18:13	09/18/25 08:31	7439-96-5	
Molybdenum	**0.023**	mg/L	0.010	0.0025	1	09/04/25 18:13	09/17/25 12:39	7439-98-7	
Potassium	**5.7**	mg/L	0.40	0.10	1	09/04/25 18:13	09/17/25 12:39	7440-09-7	
Selenium	**0.0017J**	mg/L	0.0050	0.0012	1	09/04/25 18:13	09/17/25 12:39	7782-49-2	
Sodium	**26.3**	mg/L	0.40	0.15	1	09/04/25 18:13	09/17/25 12:39	7440-23-5	
Thallium	**0.00027J**	mg/L	0.00050	0.00015	1	09/04/25 18:13	09/17/25 12:39	7440-28-0	

This report shall not be reproduced, except in full,
without the written consent of Pace Analytical Services, LLC.

Pace Analytical Services, LLC
9800 Kincey Ave. Suite 100
Huntersville, NC 28078
(704)875-9092

ANALYTICAL RESULTS

Project: Bowen AP-1 CA-Week 6
Pace Project No.: 92815776

Sample: BOW-PT-05 **Lab ID: 92815776003** Collected: 08/27/25 11:00 Received: 08/29/25 13:50 Matrix: Water

Parameters	Results	Units	Report Limit	MDL	DF	Prepared	Analyzed	CAS No.	Qual
WCOL 7470 Mercury	Analytical Method: EPA 7470A Preparation Method: EPA 7470A Pace Analytical Services - West Columbia								
Mercury	ND	mg/L	0.00020	0.000091	1	09/04/25 18:19	09/04/25 22:05	7439-97-6	

REPORT OF LABORATORY ANALYSIS

This report shall not be reproduced, except in full,
without the written consent of Pace Analytical Services, LLC.

Pace Analytical Services, LLC
9800 Kincey Ave. Suite 100
Huntersville, NC 28078
(704)875-9092

ANALYTICAL RESULTS

Project: Bowen AP-1 CA-Week 6
Pace Project No.: 92815776

Sample: BOW-PT-06 **Lab ID: 92815776004** Collected: 08/26/25 14:38 Received: 08/29/25 13:50 Matrix: Water

Parameters	Results	Units	Report Limit	MDL	DF	Prepared	Analyzed	CAS No.	Qual
Metals (ICPMS) 6020B	Analytical Method: EPA 6020B Preparation Method: 3015 Pace National - Mt. Juliet								
Lithium	**0.00540**	mg/L	0.00200	0.000600	1	09/06/25 09:25	09/23/25 18:56	7439-93-2	
2320B Alkalinity	Analytical Method: SM 2320B-2021 Pace Analytical Services - Asheville								
Alkalinity,Bicarbonate (CaCO3)	**160**	mg/L	5.0	5.0	1		09/07/25 00:17		
Alkalinity,Carbonate (CaCO3)	ND	mg/L	5.0	5.0	1		09/07/25 00:17		
Alkalinity, Total as CaCO3	**160**	mg/L	5.0	5.0	1		09/07/25 00:17		
2540C Total Dissolved Solids	Analytical Method: SM 2540C-2020 Pace Analytical Services - Asheville								
Total Dissolved Solids	**2160**	mg/L	250	250	1		08/30/25 16:51		
4500S2D Sulfide Water	Analytical Method: SM 4500-S2D-2021 Pace Analytical Services - Asheville								
Sulfide	**0.035J**	mg/L	0.10	0.022	1		08/30/25 01:03	18496-25-8	
300.0 IC Anions 28 Days	Analytical Method: EPA 300.0 Rev 2.1 1993 Pace Analytical Services - Asheville								
Chloride	**434**	mg/L	10.0	6.0	10		08/31/25 05:00	16887-00-6	
Fluoride	**0.13**	mg/L	0.10	0.050	1		08/30/25 16:17	16984-48-8	
Sulfate	**335**	mg/L	10.0	5.0	10		08/31/25 05:00	14808-79-8	
WC 6020B MET ICPMS	Analytical Method: EPA 6020B Preparation Method: EPA 3005A Pace Analytical Services - West Columbia								
Antimony	ND	mg/L	0.0020	0.00050	1	09/04/25 18:13	09/17/25 12:47	7440-36-0	
Arsenic	**0.0032**	mg/L	0.0020	0.0012	1	09/04/25 18:13	09/17/25 12:47	7440-38-2	
Barium	**0.081**	mg/L	0.0050	0.0012	1	09/04/25 18:13	09/17/25 12:47	7440-39-3	
Beryllium	ND	mg/L	0.00040	0.00015	1	09/04/25 18:13	09/17/25 12:47	7440-41-7	
Boron	**9.3**	mg/L	2.0	0.31	50	09/04/25 18:13	09/18/25 08:40	7440-42-8	
Cadmium	ND	mg/L	0.00050	0.00012	1	09/04/25 18:13	09/17/25 12:47	7440-43-9	
Calcium	**323**	mg/L	20.0	5.0	50	09/04/25 18:13	09/18/25 08:40	7440-70-2	
Chromium	ND	mg/L	0.0050	0.0012	1	09/04/25 18:13	09/17/25 12:47	7440-47-3	
Cobalt	**0.0024J**	mg/L	0.0050	0.0012	1	09/04/25 18:13	09/17/25 12:47	7440-48-4	
Iron	**1.4**	mg/L	0.040	0.012	1	09/04/25 18:13	09/17/25 12:47	7439-89-6	
Lead	ND	mg/L	0.0010	0.00025	1	09/04/25 18:13	09/17/25 12:47	7439-92-1	
Magnesium	**90.4**	mg/L	2.5	0.50	50	09/04/25 18:13	09/18/25 08:40	7439-95-4	
Manganese	**0.89**	mg/L	0.25	0.062	50	09/04/25 18:13	09/18/25 08:40	7439-96-5	
Molybdenum	**0.0072J**	mg/L	0.010	0.0025	1	09/04/25 18:13	09/17/25 12:47	7439-98-7	
Potassium	**10.2**	mg/L	0.40	0.10	1	09/04/25 18:13	09/17/25 12:47	7440-09-7	
Selenium	**0.0053**	mg/L	0.0050	0.0012	1	09/04/25 18:13	09/17/25 12:47	7782-49-2	
Sodium	**62.8**	mg/L	20.0	7.5	50	09/04/25 18:13	09/18/25 08:40	7440-23-5	
Thallium	ND	mg/L	0.00050	0.00015	1	09/04/25 18:13	09/17/25 12:47	7440-28-0	

This report shall not be reproduced, except in full,
without the written consent of Pace Analytical Services, LLC.

Pace Analytical Services, LLC
9800 Kincey Ave. Suite 100
Huntersville, NC 28078
(704)875-9092

ANALYTICAL RESULTS

Project: Bowen AP-1 CA-Week 6
Pace Project No.: 92815776

Sample: BOW-PT-06 **Lab ID: 92815776004** Collected: 08/26/25 14:38 Received: 08/29/25 13:50 Matrix: Water

Parameters	Results	Units	Report Limit	MDL	DF	Prepared	Analyzed	CAS No.	Qual
WCOL 7470 Mercury	Analytical Method: EPA 7470A Preparation Method: EPA 7470A Pace Analytical Services - West Columbia								
Mercury	ND	mg/L	0.00020	0.000091	1	09/04/25 18:19	09/04/25 22:08	7439-97-6	

REPORT OF LABORATORY ANALYSIS

This report shall not be reproduced, except in full,
without the written consent of Pace Analytical Services, LLC.

Pace Analytical Services, LLC
9800 Kincey Ave. Suite 100
Huntersville, NC 28078
(704)875-9092

ANALYTICAL RESULTS

Project: Bowen AP-1 CA-Week 6
Pace Project No.: 92815776

Sample: BOW-INW-01 **Lab ID: 92815776005** Collected: 08/27/25 14:20 Received: 08/29/25 13:50 Matrix: Water

Parameters	Results	Units	Report Limit	MDL	DF	Prepared	Analyzed	CAS No.	Qual
Metals (ICPMS) 6020B	Analytical Method: EPA 6020B Preparation Method: 3015 Pace National - Mt. Juliet								
Lithium	**0.0108**	mg/L	0.00200	0.000600	1	09/06/25 09:25	09/23/25 19:06	7439-93-2	
2320B Alkalinity	Analytical Method: SM 2320B-2021 Pace Analytical Services - Asheville								
Alkalinity,Bicarbonate (CaCO3)	**172**	mg/L	5.0	5.0	1		09/09/25 02:11		
Alkalinity,Carbonate (CaCO3)	ND	mg/L	5.0	5.0	1		09/09/25 02:11		
Alkalinity, Total as CaCO3	**172**	mg/L	5.0	5.0	1		09/09/25 02:11		
2540C Total Dissolved Solids	Analytical Method: SM 2540C-2020 Pace Analytical Services - Asheville								
Total Dissolved Solids	**1860**	mg/L	50.0	50.0	1		09/02/25 19:35		
4500S2D Sulfide Water	Analytical Method: SM 4500-S2D-2021 Pace Analytical Services - Asheville								
Sulfide	ND	mg/L	0.10	0.022	1		08/30/25 01:05	18496-25-8	
300.0 IC Anions 28 Days	Analytical Method: EPA 300.0 Rev 2.1 1993 Pace Analytical Services - Asheville								
Chloride	**373**	mg/L	9.0	5.4	9		08/31/25 05:15	16887-00-6	
Fluoride	**0.30**	mg/L	0.10	0.050	1		08/30/25 16:31	16984-48-8	
Sulfate	**337**	mg/L	9.0	4.5	9		08/31/25 05:15	14808-79-8	
WC 6020B MET ICPMS	Analytical Method: EPA 6020B Preparation Method: EPA 3005A Pace Analytical Services - West Columbia								
Antimony	ND	mg/L	0.0020	0.00050	1	09/04/25 18:13	09/17/25 13:13	7440-36-0	
Arsenic	ND	mg/L	0.0020	0.0012	1	09/04/25 18:13	09/17/25 13:13	7440-38-2	
Barium	**0.067**	mg/L	0.0050	0.0012	1	09/04/25 18:13	09/17/25 13:13	7440-39-3	
Beryllium	ND	mg/L	0.00040	0.00015	1	09/04/25 18:13	09/17/25 13:13	7440-41-7	
Boron	**10.5**	mg/L	2.0	0.31	50	09/04/25 18:13	09/18/25 08:48	7440-42-8	
Cadmium	ND	mg/L	0.00050	0.00012	1	09/04/25 18:13	09/17/25 13:13	7440-43-9	
Calcium	**348**	mg/L	20.0	5.0	50	09/04/25 18:13	09/18/25 08:48	7440-70-2	
Chromium	ND	mg/L	0.0050	0.0012	1	09/04/25 18:13	09/17/25 13:13	7440-47-3	
Cobalt	**0.0063**	mg/L	0.0050	0.0012	1	09/04/25 18:13	09/17/25 13:13	7440-48-4	
Iron	**0.42**	mg/L	0.040	0.012	1	09/04/25 18:13	09/17/25 13:13	7439-89-6	
Lead	ND	mg/L	0.0010	0.00025	1	09/04/25 18:13	09/17/25 13:13	7439-92-1	
Magnesium	**55.9**	mg/L	2.5	0.50	50	09/04/25 18:13	09/18/25 08:48	7439-95-4	
Manganese	**2.6**	mg/L	0.25	0.062	50	09/04/25 18:13	09/18/25 08:48	7439-96-5	
Molybdenum	**0.041**	mg/L	0.010	0.0025	1	09/04/25 18:13	09/17/25 13:13	7439-98-7	
Potassium	**9.3**	mg/L	0.40	0.10	1	09/04/25 18:13	09/17/25 13:13	7440-09-7	
Selenium	**0.0040J**	mg/L	0.0050	0.0012	1	09/04/25 18:13	09/17/25 13:13	7782-49-2	
Sodium	**50.5**	mg/L	20.0	7.5	50	09/04/25 18:13	09/18/25 08:48	7440-23-5	
Thallium	**0.00060**	mg/L	0.00050	0.00015	1	09/04/25 18:13	09/17/25 13:13	7440-28-0	

This report shall not be reproduced, except in full,
without the written consent of Pace Analytical Services, LLC.

Pace Analytical Services, LLC
9800 Kincey Ave. Suite 100
Huntersville, NC 28078
(704)875-9092

ANALYTICAL RESULTS

Project: Bowen AP-1 CA-Week 6
Pace Project No.: 92815776

Sample: BOW-INW-01 **Lab ID: 92815776005** Collected: 08/27/25 14:20 Received: 08/29/25 13:50 Matrix: Water

Parameters	Results	Units	Report Limit	MDL	DF	Prepared	Analyzed	CAS No.	Qual
WCOL 7470 Mercury	Analytical Method: EPA 7470A Preparation Method: EPA 7470A Pace Analytical Services - West Columbia								
Mercury	ND	mg/L	0.00020	0.000091	1	09/04/25 18:19	09/04/25 22:10	7439-97-6	

This report shall not be reproduced, except in full,
without the written consent of Pace Analytical Services, LLC.

Pace Analytical Services, LLC
9800 Kincey Ave. Suite 100
Huntersville, NC 28078
(704)875-9092

ANALYTICAL RESULTS

Project: Bowen AP-1 CA-Week 6
Pace Project No.: 92815776

Sample: BOW-AP1-FD-01 **Lab ID: 92815776006** Collected: 08/26/25 00:00 Received: 08/29/25 13:50 Matrix: Water

Parameters	Results	Units	Report Limit	MDL	DF	Prepared	Analyzed	CAS No.	Qual
Metals (ICPMS) 6020B	Analytical Method: EPA 6020B Preparation Method: 3015 Pace National - Mt. Juliet								
Lithium	**0.00941**	mg/L	0.00200	0.000600	1	09/06/25 09:25	09/23/25 19:09	7439-93-2	
2320B Alkalinity	Analytical Method: SM 2320B-2021 Pace Analytical Services - Asheville								
Alkalinity,Bicarbonate (CaCO3)	**169**	mg/L	5.0	5.0	1		09/07/25 00:27		
Alkalinity,Carbonate (CaCO3)	ND	mg/L	5.0	5.0	1		09/07/25 00:27		
Alkalinity, Total as CaCO3	**169**	mg/L	5.0	5.0	1		09/07/25 00:27		
2540C Total Dissolved Solids	Analytical Method: SM 2540C-2020 Pace Analytical Services - Asheville								
Total Dissolved Solids	**1700**	mg/L	125	125	1		08/30/25 16:51		
4500S2D Sulfide Water	Analytical Method: SM 4500-S2D-2021 Pace Analytical Services - Asheville								
Sulfide	ND	mg/L	0.10	0.022	1		08/30/25 01:03	18496-25-8	
300.0 IC Anions 28 Days	Analytical Method: EPA 300.0 Rev 2.1 1993 Pace Analytical Services - Asheville								
Chloride	**303**	mg/L	7.0	4.2	7		08/31/25 05:29	16887-00-6	
Fluoride	**0.28**	mg/L	0.10	0.050	1		08/30/25 16:46	16984-48-8	
Sulfate	**275**	mg/L	7.0	3.5	7		08/31/25 05:29	14808-79-8	
WC 6020B MET ICPMS	Analytical Method: EPA 6020B Preparation Method: EPA 3005A Pace Analytical Services - West Columbia								
Antimony	ND	mg/L	0.0020	0.00050	1	09/04/25 18:13	09/17/25 13:21	7440-36-0	
Arsenic	ND	mg/L	0.0020	0.0012	1	09/04/25 18:13	09/17/25 13:21	7440-38-2	
Barium	**0.045**	mg/L	0.0050	0.0012	1	09/04/25 18:13	09/17/25 13:21	7440-39-3	
Beryllium	ND	mg/L	0.00040	0.00015	1	09/04/25 18:13	09/17/25 13:21	7440-41-7	
Boron	**8.2**	mg/L	2.0	0.31	50	09/04/25 18:13	09/18/25 08:57	7440-42-8	
Cadmium	ND	mg/L	0.00050	0.00012	1	09/04/25 18:13	09/17/25 13:21	7440-43-9	
Calcium	**275**	mg/L	20.0	5.0	50	09/04/25 18:13	09/18/25 08:57	7440-70-2	
Chromium	ND	mg/L	0.0050	0.0012	1	09/04/25 18:13	09/17/25 13:21	7440-47-3	
Cobalt	**0.0023J**	mg/L	0.0050	0.0012	1	09/04/25 18:13	09/17/25 13:21	7440-48-4	
Iron	**0.13**	mg/L	0.040	0.012	1	09/04/25 18:13	09/17/25 13:21	7439-89-6	
Lead	ND	mg/L	0.0010	0.00025	1	09/04/25 18:13	09/17/25 13:21	7439-92-1	
Magnesium	**48.7**	mg/L	2.5	0.50	50	09/04/25 18:13	09/18/25 08:57	7439-95-4	
Manganese	**1.3**	mg/L	0.25	0.062	50	09/04/25 18:13	09/18/25 08:57	7439-96-5	
Molybdenum	**0.035**	mg/L	0.010	0.0025	1	09/04/25 18:13	09/17/25 13:21	7439-98-7	
Potassium	**8.0**	mg/L	0.40	0.10	1	09/04/25 18:13	09/17/25 13:21	7440-09-7	
Selenium	**0.0034J**	mg/L	0.0050	0.0012	1	09/04/25 18:13	09/17/25 13:21	7782-49-2	
Sodium	**37.2**	mg/L	20.0	7.5	50	09/04/25 18:13	09/18/25 08:57	7440-23-5	
Thallium	**0.00046J**	mg/L	0.00050	0.00015	1	09/04/25 18:13	09/17/25 13:21	7440-28-0	

This report shall not be reproduced, except in full,
without the written consent of Pace Analytical Services, LLC.

Pace Analytical Services, LLC
9800 Kincey Ave. Suite 100
Huntersville, NC 28078
(704)875-9092

ANALYTICAL RESULTS

Project: Bowen AP-1 CA-Week 6
Pace Project No.: 92815776

Sample: BOW-AP1-FD-01 **Lab ID: 92815776006** Collected: 08/26/25 00:00 Received: 08/29/25 13:50 Matrix: Water

Parameters	Results	Units	Report Limit	MDL	DF	Prepared	Analyzed	CAS No.	Qual
WCOL 7470 Mercury	Analytical Method: EPA 7470A Preparation Method: EPA 7470A Pace Analytical Services - West Columbia								
Mercury	ND	mg/L	0.00020	0.000091	1	09/04/25 18:19	09/04/25 22:13	7439-97-6	

This report shall not be reproduced, except in full,
without the written consent of Pace Analytical Services, LLC.

Pace Analytical Services, LLC
9800 Kincey Ave. Suite 100
Huntersville, NC 28078
(704)875-9092

ANALYTICAL RESULTS

Project: Bowen AP-1 CA-Week 6
Pace Project No.: 92815776

Sample: BOW-AP1-FB-01 **Lab ID: 92815776007** Collected: 08/27/25 15:35 Received: 08/29/25 13:50 Matrix: Water

Parameters	Results	Units	Report Limit	MDL	DF	Prepared	Analyzed	CAS No.	Qual
Metals (ICPMS) 6020B	Analytical Method: EPA 6020B Preparation Method: 3015 Pace National - Mt. Juliet								
Lithium	ND	mg/L	0.00200	0.000600	1	09/06/25 09:25	09/23/25 19:13	7439-93-2	
2320B Alkalinity	Analytical Method: SM 2320B-2021 Pace Analytical Services - Asheville								
Alkalinity,Bicarbonate (CaCO3)	ND	mg/L	5.0	5.0	1		09/09/25 02:23		
Alkalinity,Carbonate (CaCO3)	ND	mg/L	5.0	5.0	1		09/09/25 02:23		
Alkalinity, Total as CaCO3	ND	mg/L	5.0	5.0	1		09/09/25 02:23		
2540C Total Dissolved Solids	Analytical Method: SM 2540C-2020 Pace Analytical Services - Asheville								
Total Dissolved Solids	ND	mg/L	25.0	25.0	1		09/02/25 19:35		
4500S2D Sulfide Water	Analytical Method: SM 4500-S2D-2021 Pace Analytical Services - Asheville								
Sulfide	ND	mg/L	0.10	0.022	1		08/30/25 01:06	18496-25-8	
300.0 IC Anions 28 Days	Analytical Method: EPA 300.0 Rev 2.1 1993 Pace Analytical Services - Asheville								
Chloride	ND	mg/L	1.0	0.60	1		08/30/25 17:00	16887-00-6	
Fluoride	ND	mg/L	0.10	0.050	1		08/30/25 17:00	16984-48-8	
Sulfate	ND	mg/L	1.0	0.50	1		08/30/25 17:00	14808-79-8	
WC 6020B MET ICPMS	Analytical Method: EPA 6020B Preparation Method: EPA 3005A Pace Analytical Services - West Columbia								
Antimony	ND	mg/L	0.0020	0.00050	1	09/04/25 18:13	09/17/25 13:30	7440-36-0	
Arsenic	ND	mg/L	0.0020	0.0012	1	09/04/25 18:13	09/17/25 13:30	7440-38-2	
Barium	ND	mg/L	0.0050	0.0012	1	09/04/25 18:13	09/17/25 13:30	7440-39-3	
Beryllium	ND	mg/L	0.00040	0.00015	1	09/04/25 18:13	09/17/25 13:30	7440-41-7	
Boron	**0.0087J**	mg/L	0.040	0.0062	1	09/04/25 18:13	09/17/25 13:30	7440-42-8	
Cadmium	ND	mg/L	0.00050	0.00012	1	09/04/25 18:13	09/17/25 13:30	7440-43-9	
Calcium	ND	mg/L	0.40	0.10	1	09/04/25 18:13	09/17/25 13:30	7440-70-2	
Chromium	ND	mg/L	0.0050	0.0012	1	09/04/25 18:13	09/17/25 13:30	7440-47-3	
Cobalt	ND	mg/L	0.0050	0.0012	1	09/04/25 18:13	09/17/25 13:30	7440-48-4	
Iron	ND	mg/L	0.040	0.012	1	09/04/25 18:13	09/17/25 13:30	7439-89-6	
Lead	ND	mg/L	0.0010	0.00025	1	09/04/25 18:13	09/17/25 13:30	7439-92-1	
Magnesium	ND	mg/L	0.050	0.010	1	09/04/25 18:13	09/17/25 13:30	7439-95-4	
Manganese	ND	mg/L	0.0050	0.0012	1	09/04/25 18:13	09/17/25 13:30	7439-96-5	
Molybdenum	ND	mg/L	0.010	0.0025	1	09/04/25 18:13	09/17/25 13:30	7439-98-7	
Potassium	ND	mg/L	0.40	0.10	1	09/04/25 18:13	09/17/25 13:30	7440-09-7	
Selenium	ND	mg/L	0.0050	0.0012	1	09/04/25 18:13	09/17/25 13:30	7782-49-2	
Sodium	ND	mg/L	0.40	0.15	1	09/04/25 18:13	09/17/25 13:30	7440-23-5	
Thallium	ND	mg/L	0.00050	0.00015	1	09/04/25 18:13	09/17/25 13:30	7440-28-0	

This report shall not be reproduced, except in full,
without the written consent of Pace Analytical Services, LLC.

Pace Analytical Services, LLC
9800 Kincey Ave. Suite 100
Huntersville, NC 28078
(704)875-9092

ANALYTICAL RESULTS

Project: Bowen AP-1 CA-Week 6
Pace Project No.: 92815776

Sample: BOW-AP1-FB-01 **Lab ID: 92815776007** Collected: 08/27/25 15:35 Received: 08/29/25 13:50 Matrix: Water

Parameters	Results	Units	Report Limit	MDL	DF	Prepared	Analyzed	CAS No.	Qual
WCOL 7470 Mercury	Analytical Method: EPA 7470A Preparation Method: EPA 7470A Pace Analytical Services - West Columbia								
Mercury	ND	mg/L	0.00020	0.000091	1	09/04/25 18:19	09/04/25 22:16	7439-97-6	

This report shall not be reproduced, except in full,
without the written consent of Pace Analytical Services, LLC.

Pace Analytical Services, LLC
9800 Kincey Ave. Suite 100
Huntersville, NC 28078
(704)875-9092

ANALYTICAL RESULTS

Project: Bowen AP-1 CA-Week 6
Pace Project No.: 92815776

Sample: BOW-AP1-EB-01 **Lab ID: 92815776008** Collected: 08/27/25 15:45 Received: 08/29/25 13:50 Matrix: Water

Parameters	Results	Units	Report Limit	MDL	DF	Prepared	Analyzed	CAS No.	Qual
Metals (ICPMS) 6020B	Analytical Method: EPA 6020B Preparation Method: 3015 Pace National - Mt. Juliet								
Lithium	ND	mg/L	0.00200	0.000600	1	09/06/25 09:25	09/23/25 19:16	7439-93-2	
2320B Alkalinity	Analytical Method: SM 2320B-2021 Pace Analytical Services - Asheville								
Alkalinity,Bicarbonate (CaCO3)	ND	mg/L	5.0	5.0	1		09/09/25 01:24		
Alkalinity,Carbonate (CaCO3)	ND	mg/L	5.0	5.0	1		09/09/25 01:24		
Alkalinity, Total as CaCO3	ND	mg/L	5.0	5.0	1		09/09/25 01:24		
2540C Total Dissolved Solids	Analytical Method: SM 2540C-2020 Pace Analytical Services - Asheville								
Total Dissolved Solids	ND	mg/L	25.0	25.0	1		09/02/25 19:35		
4500S2D Sulfide Water	Analytical Method: SM 4500-S2D-2021 Pace Analytical Services - Asheville								
Sulfide	ND	mg/L	0.10	0.022	1		08/30/25 01:06	18496-25-8	
300.0 IC Anions 28 Days	Analytical Method: EPA 300.0 Rev 2.1 1993 Pace Analytical Services - Asheville								
Chloride	ND	mg/L	1.0	0.60	1		08/30/25 17:14	16887-00-6	
Fluoride	ND	mg/L	0.10	0.050	1		08/30/25 17:14	16984-48-8	
Sulfate	ND	mg/L	1.0	0.50	1		08/30/25 17:14	14808-79-8	
WC 6020B MET ICPMS	Analytical Method: EPA 6020B Preparation Method: EPA 3005A Pace Analytical Services - West Columbia								
Antimony	ND	mg/L	0.0020	0.00050	1	09/04/25 18:13	09/17/25 13:38	7440-36-0	
Arsenic	ND	mg/L	0.0020	0.0012	1	09/04/25 18:13	09/17/25 13:38	7440-38-2	
Barium	ND	mg/L	0.0050	0.0012	1	09/04/25 18:13	09/17/25 13:38	7440-39-3	
Beryllium	ND	mg/L	0.00040	0.00015	1	09/04/25 18:13	09/17/25 13:38	7440-41-7	
Boron	ND	mg/L	0.040	0.0062	1	09/04/25 18:13	09/17/25 13:38	7440-42-8	
Cadmium	ND	mg/L	0.00050	0.00012	1	09/04/25 18:13	09/17/25 13:38	7440-43-9	
Calcium	ND	mg/L	0.40	0.10	1	09/04/25 18:13	09/17/25 13:38	7440-70-2	
Chromium	ND	mg/L	0.0050	0.0012	1	09/04/25 18:13	09/17/25 13:38	7440-47-3	
Cobalt	ND	mg/L	0.0050	0.0012	1	09/04/25 18:13	09/17/25 13:38	7440-48-4	
Iron	ND	mg/L	0.040	0.012	1	09/04/25 18:13	09/17/25 13:38	7439-89-6	
Lead	ND	mg/L	0.0010	0.00025	1	09/04/25 18:13	09/17/25 13:38	7439-92-1	
Magnesium	ND	mg/L	0.050	0.010	1	09/04/25 18:13	09/17/25 13:38	7439-95-4	
Manganese	ND	mg/L	0.0050	0.0012	1	09/04/25 18:13	09/17/25 13:38	7439-96-5	
Molybdenum	ND	mg/L	0.010	0.0025	1	09/04/25 18:13	09/17/25 13:38	7439-98-7	
Potassium	ND	mg/L	0.40	0.10	1	09/04/25 18:13	09/17/25 13:38	7440-09-7	
Selenium	ND	mg/L	0.0050	0.0012	1	09/04/25 18:13	09/17/25 13:38	7782-49-2	
Sodium	ND	mg/L	0.40	0.15	1	09/04/25 18:13	09/17/25 13:38	7440-23-5	
Thallium	ND	mg/L	0.00050	0.00015	1	09/04/25 18:13	09/17/25 13:38	7440-28-0	

This report shall not be reproduced, except in full,
without the written consent of Pace Analytical Services, LLC.

Pace Analytical Services, LLC
9800 Kincey Ave. Suite 100
Huntersville, NC 28078
(704)875-9092

ANALYTICAL RESULTS

Project: Bowen AP-1 CA-Week 6
Pace Project No.: 92815776

Sample: BOW-AP1-EB-01 **Lab ID: 92815776008** Collected: 08/27/25 15:45 Received: 08/29/25 13:50 Matrix: Water

Parameters	Results	Units	Report Limit	MDL	DF	Prepared	Analyzed	CAS No.	Qual
WCOL 7470 Mercury	Analytical Method: EPA 7470A Preparation Method: EPA 7470A Pace Analytical Services - West Columbia								
Mercury	ND	mg/L	0.00020	0.000091	1	09/04/25 18:19	09/04/25 22:18	7439-97-6	

This report shall not be reproduced, except in full,
without the written consent of Pace Analytical Services, LLC.

Pace Analytical Services, LLC
9800 Kincey Ave. Suite 100
Huntersville, NC 28078
(704)875-9092

QUALITY CONTROL DATA

Project: Bowen AP-1 CA-Week 6
Pace Project No.: 92815776

QC Batch: 2593393
QC Batch Method: 3015
Analysis Method: EPA 6020B
Analysis Description: Metals (ICPMS) 6020B
Laboratory: Pace National - Mt. Juliet
Associated Lab Samples: 92815776001, 92815776002, 92815776003, 92815776004, 92815776005, 92815776006, 92815776007, 92815776008

METHOD BLANK: R4277680-6
Matrix: Water
Associated Lab Samples: 92815776001, 92815776002, 92815776003, 92815776004, 92815776005, 92815776006, 92815776007, 92815776008

Parameter	Units	Blank Result	Reporting Limit	MDL	Analyzed	Qualifiers
Lithium	mg/L	ND	0.00200	0.000600	09/23/25 19:49	

LABORATORY CONTROL SAMPLE: R4277680-2

Parameter	Units	Spike Conc.	LCS Result	LCS % Rec	% Rec Limits	Qualifiers
Lithium	mg/L	0.0500	0.0478	95.5	80.0-120	

MATRIX SPIKE & MATRIX SPIKE DUPLICATE: R4277680-4 R4277680-5

Parameter	Units	L1894041-01 Result	MS Spike Conc.	MSD Spike Conc.	MS Result	MSD Result	MS % Rec	MSD % Rec	% Rec Limits	RPD	Max RPD	Qual
Lithium	mg/L	0.0584	0.0500	0.0500	0.0987	0.101	80.4	85.0	75.0-125	2.27	20	

Results presented on this page are in the units indicated by the "Units" column except where an alternate unit is presented to the right of the result.

This report shall not be reproduced, except in full,
without the written consent of Pace Analytical Services, LLC.

Pace Analytical Services, LLC
9800 Kincey Ave. Suite 100
Huntersville, NC 28078
(704)875-9092

QUALITY CONTROL DATA

Project: Bowen AP-1 CA-Week 6
Pace Project No.: 92815776

QC Batch: 958652
QC Batch Method: SM 2320B-2021
Analysis Method: SM 2320B-2021
Analysis Description: 2320B Alkalinity
Laboratory: Pace Analytical Services - Asheville
Associated Lab Samples: 92815776001, 92815776004, 92815776006

METHOD BLANK: 4926572 Matrix: Water
Associated Lab Samples: 92815776001, 92815776004, 92815776006

Parameter	Units	Blank Result	Reporting Limit	MDL	Analyzed	Qualifiers
Alkalinity, Total as CaCO3	mg/L	ND	5.0	5.0	09/06/25 20:57	
Alkalinity,Bicarbonate (CaCO3)	mg/L	ND	5.0	5.0	09/06/25 20:57	
Alkalinity,Carbonate (CaCO3)	mg/L	ND	5.0	5.0	09/06/25 20:57	

LABORATORY CONTROL SAMPLE: 4926573

Parameter	Units	Spike Conc.	LCS Result	LCS % Rec	% Rec Limits	Qualifiers
Alkalinity, Total as CaCO3	mg/L	50	51.8	104	80-120	

LABORATORY CONTROL SAMPLE: 4926574

Parameter	Units	Spike Conc.	LCS Result	LCS % Rec	% Rec Limits	Qualifiers
Alkalinity, Total as CaCO3	mg/L	50	50.6	101	80-120	

MATRIX SPIKE & MATRIX SPIKE DUPLICATE: 4926575 4926576

Parameter	Units	92815116012 Result	MS Spike Conc.	MSD Spike Conc.	MS Result	MSD Result	MS % Rec	MSD % Rec	% Rec Limits	RPD	Max RPD	Qual
Alkalinity, Total as CaCO3	mg/L	49.9	50	50	100	101	100	101	80-120	0	25	

MATRIX SPIKE & MATRIX SPIKE DUPLICATE: 4926577 4926578

Parameter	Units	92815116013 Result	MS Spike Conc.	MSD Spike Conc.	MS Result	MSD Result	MS % Rec	MSD % Rec	% Rec Limits	RPD	Max RPD	Qual
Alkalinity, Total as CaCO3	mg/L	81.6	50	50	133	133	103	103	80-120	0	25	

Results presented on this page are in the units indicated by the "Units" column except where an alternate unit is presented to the right of the result.

This report shall not be reproduced, except in full,
without the written consent of Pace Analytical Services, LLC.

Pace Analytical Services, LLC
9800 Kincey Ave. Suite 100
Huntersville, NC 28078
(704)875-9092

QUALITY CONTROL DATA

Project: Bowen AP-1 CA-Week 6
Pace Project No.: 92815776

QC Batch: 958702
QC Batch Method: SM 2320B-2021
Analysis Method: SM 2320B-2021
Analysis Description: 2320B Alkalinity
Laboratory: Pace Analytical Services - Asheville
Associated Lab Samples: 92815776002, 92815776003, 92815776005, 92815776007, 92815776008

METHOD BLANK: 4926669 Matrix: Water
Associated Lab Samples: 92815776002, 92815776003, 92815776005, 92815776007, 92815776008

Parameter	Units	Blank Result	Reporting Limit	MDL	Analyzed	Qualifiers
Alkalinity, Total as CaCO3	mg/L	ND	5.0	5.0	09/08/25 23:22	
Alkalinity,Bicarbonate (CaCO3)	mg/L	ND	5.0	5.0	09/08/25 23:22	
Alkalinity,Carbonate (CaCO3)	mg/L	ND	5.0	5.0	09/08/25 23:22	

LABORATORY CONTROL SAMPLE: 4926670

Parameter	Units	Spike Conc.	LCS Result	LCS % Rec	% Rec Limits	Qualifiers
Alkalinity, Total as CaCO3	mg/L	50	52.2	104	80-120	

LABORATORY CONTROL SAMPLE: 4926671

Parameter	Units	Spike Conc.	LCS Result	LCS % Rec	% Rec Limits	Qualifiers
Alkalinity, Total as CaCO3	mg/L	50	51.1	102	80-120	

MATRIX SPIKE & MATRIX SPIKE DUPLICATE: 4926672 4926673

Parameter	Units	92815339004 Result	MS Spike Conc.	MSD Spike Conc.	MS Result	MSD Result	MS % Rec	MSD % Rec	% Rec Limits	RPD	Max RPD	Qual
Alkalinity, Total as CaCO3	mg/L	116	50	50	164	164	96	97	80-120	0	25	

MATRIX SPIKE & MATRIX SPIKE DUPLICATE: 4926674 4926675

Parameter	Units	92815339005 Result	MS Spike Conc.	MSD Spike Conc.	MS Result	MSD Result	MS % Rec	MSD % Rec	% Rec Limits	RPD	Max RPD	Qual
Alkalinity, Total as CaCO3	mg/L	354	50	50	395	396	81	84	80-120	0	25	

Results presented on this page are in the units indicated by the "Units" column except where an alternate unit is presented to the right of the result.

This report shall not be reproduced, except in full,
without the written consent of Pace Analytical Services, LLC.

Pace Analytical Services, LLC
9800 Kincey Ave. Suite 100
Huntersville, NC 28078
(704)875-9092

QUALITY CONTROL DATA

Project: Bowen AP-1 CA-Week 6
Pace Project No.: 92815776

QC Batch: 957413
QC Batch Method: SM 2540C-2020
Analysis Method: SM 2540C-2020
Analysis Description: 2540C Total Dissolved Solids
Laboratory: Pace Analytical Services - Asheville
Associated Lab Samples: 92815776001, 92815776004, 92815776006

METHOD BLANK: 4920735 Matrix: Water
Associated Lab Samples: 92815776001, 92815776004, 92815776006

Parameter	Units	Blank Result	Reporting Limit	MDL	Analyzed	Qualifiers
Total Dissolved Solids	mg/L	ND	25.0	25.0	08/30/25 16:44	

LABORATORY CONTROL SAMPLE: 4920736

Parameter	Units	Spike Conc.	LCS Result	LCS % Rec	% Rec Limits	Qualifiers
Total Dissolved Solids	mg/L	250	244	98	90-110	

SAMPLE DUPLICATE: 4920737

Parameter	Units	92815233007 Result	Dup Result	RPD	Max RPD	Qualifiers
Total Dissolved Solids	mg/L	ND	ND		25	

SAMPLE DUPLICATE: 4920738

Parameter	Units	92813796016 Result	Dup Result	RPD	Max RPD	Qualifiers
Total Dissolved Solids	mg/L	215	219	2	25	

Results presented on this page are in the units indicated by the "Units" column except where an alternate unit is presented to the right of the result.

This report shall not be reproduced, except in full,
without the written consent of Pace Analytical Services, LLC.

Pace Analytical Services, LLC
9800 Kincey Ave. Suite 100
Huntersville, NC 28078
(704)875-9092

QUALITY CONTROL DATA

Project: Bowen AP-1 CA-Week 6
Pace Project No.: 92815776

QC Batch: 957713
QC Batch Method: SM 2540C-2020
Analysis Method: SM 2540C-2020
Analysis Description: 2540C Total Dissolved Solids
Laboratory: Pace Analytical Services - Asheville
Associated Lab Samples: 92815776002, 92815776003, 92815776005, 92815776007, 92815776008

METHOD BLANK: 4921922 Matrix: Water
Associated Lab Samples: 92815776002, 92815776003, 92815776005, 92815776007, 92815776008

Parameter	Units	Blank Result	Reporting Limit	MDL	Analyzed	Qualifiers
Total Dissolved Solids	mg/L	ND	25.0	25.0	09/02/25 19:33	

LABORATORY CONTROL SAMPLE: 4921923

Parameter	Units	Spike Conc.	LCS Result	LCS % Rec	% Rec Limits	Qualifiers
Total Dissolved Solids	mg/L	250	236	94	90-110	

SAMPLE DUPLICATE: 4921924

Parameter	Units	92815367007 Result	Dup Result	RPD	Max RPD	Qualifiers
Total Dissolved Solids	mg/L	1580	1600	1	25	

SAMPLE DUPLICATE: 4921925

Parameter	Units	92813796013 Result	Dup Result	RPD	Max RPD	Qualifiers
Total Dissolved Solids	mg/L	ND	ND		25	

Results presented on this page are in the units indicated by the "Units" column except where an alternate unit is presented to the right of the result.

This report shall not be reproduced, except in full,
without the written consent of Pace Analytical Services, LLC.

Pace Analytical Services, LLC
9800 Kincey Ave. Suite 100
Huntersville, NC 28078
(704)875-9092

QUALITY CONTROL DATA

Project: Bowen AP-1 CA-Week 6
Pace Project No.: 92815776

QC Batch: 957423
QC Batch Method: SM 4500-S2D-2021
Analysis Method: SM 4500-S2D-2021
Analysis Description: 4500S2D Sulfide Water
Laboratory: Pace Analytical Services - Asheville
Associated Lab Samples: 92815776001, 92815776002, 92815776003, 92815776004, 92815776005, 92815776006, 92815776007, 92815776008

METHOD BLANK: 4920762
Matrix: Water
Associated Lab Samples: 92815776001, 92815776002, 92815776003, 92815776004, 92815776005, 92815776006, 92815776007, 92815776008

Parameter	Units	Blank Result	Reporting Limit	MDL	Analyzed	Qualifiers
Sulfide	mg/L	ND	0.10	0.022	08/30/25 01:01	

LABORATORY CONTROL SAMPLE: 4920763

Parameter	Units	Spike Conc.	LCS Result	LCS % Rec	% Rec Limits	Qualifiers
Sulfide	mg/L	0.5	0.53	106	80-120	

MATRIX SPIKE & MATRIX SPIKE DUPLICATE: 4920764 4920765

Parameter	Units	92815776001 Result	MS Spike Conc.	MSD Spike Conc.	MS Result	MSD Result	MS % Rec	MSD % Rec	% Rec Limits	RPD	Max RPD	Qual
Sulfide	mg/L	ND	0.5	0.5	0.44	0.44	87	87	80-120	0	10	

Results presented on this page are in the units indicated by the "Units" column except where an alternate unit is presented to the right of the result.

REPORT OF LABORATORY ANALYSIS

This report shall not be reproduced, except in full,
without the written consent of Pace Analytical Services, LLC.

Pace Analytical Services, LLC
9800 Kincey Ave. Suite 100
Huntersville, NC 28078
(704)875-9092

QUALITY CONTROL DATA

Project: Bowen AP-1 CA-Week 6
Pace Project No.: 92815776

QC Batch: 957477
QC Batch Method: EPA 300.0 Rev 2.1 1993
Analysis Method: EPA 300.0 Rev 2.1 1993
Analysis Description: 300.0 IC Anions
Laboratory: Pace Analytical Services - Asheville
Associated Lab Samples: 92815776001, 92815776002, 92815776003, 92815776004, 92815776005, 92815776006, 92815776007, 92815776008

METHOD BLANK: 4920894 Matrix: Water
Associated Lab Samples: 92815776001, 92815776002, 92815776003, 92815776004, 92815776005, 92815776006, 92815776007, 92815776008

Parameter	Units	Blank Result	Reporting Limit	MDL	Analyzed	Qualifiers
Chloride	mg/L	ND	1.0	0.60	08/30/25 13:23	
Fluoride	mg/L	ND	0.10	0.050	08/30/25 13:23	
Sulfate	mg/L	ND	1.0	0.50	08/30/25 13:23	

LABORATORY CONTROL SAMPLE: 4920895

Parameter	Units	Spike Conc.	LCS Result	LCS % Rec	% Rec Limits	Qualifiers
Chloride	mg/L	50	51.1	102	90-110	
Fluoride	mg/L	2.5	2.6	103	90-110	
Sulfate	mg/L	50	52.4	105	90-110	

MATRIX SPIKE & MATRIX SPIKE DUPLICATE: 4920896 4920897

Parameter	Units	92815765011 Result	MS Spike Conc.	MSD Spike Conc.	MS Result	MSD Result	MS % Rec	MSD % Rec	% Rec Limits	RPD	Max RPD	Qual
Chloride	mg/L	1.9	50	50	50.8	51.7	98	100	90-110	2	10	
Fluoride	mg/L	0.057J	2.5	2.5	3.4	3.4	133	134	90-110	1	10	M1
Sulfate	mg/L	4.0	50	50	53.4	54.4	99	101	90-110	2	10	

MATRIX SPIKE & MATRIX SPIKE DUPLICATE: 4920900 4920901

Parameter	Units	92815483006 Result	MS Spike Conc.	MSD Spike Conc.	MS Result	MSD Result	MS % Rec	MSD % Rec	% Rec Limits	RPD	Max RPD	Qual
Chloride	mg/L	15.6	50	50	64.7	65.0	98	99	90-110	1	10	
Fluoride	mg/L	0.44	2.5	2.5	2.9	2.9	99	100	90-110	1	10	
Sulfate	mg/L	2.7	50	50	52.6	53.0	100	101	90-110	1	10	

Results presented on this page are in the units indicated by the "Units" column except where an alternate unit is presented to the right of the result.

REPORT OF LABORATORY ANALYSIS

This report shall not be reproduced, except in full,
without the written consent of Pace Analytical Services, LLC.

Pace Analytical Services, LLC
9800 Kincey Ave. Suite 100
Huntersville, NC 28078
(704)875-9092

QUALITY CONTROL DATA

Project: Bowen AP-1 CA-Week 6
Pace Project No.: 92815776

QC Batch: 957532
QC Batch Method: EPA 3005A
Analysis Method: EPA 6020B
Analysis Description: WC 6020B MET
Laboratory: Pace Analytical Services - West Columbia
Associated Lab Samples: 92815776001, 92815776002, 92815776003, 92815776004, 92815776005, 92815776006, 92815776007, 92815776008

METHOD BLANK: 4921083
Matrix: Water
Associated Lab Samples: 92815776001, 92815776002, 92815776003, 92815776004, 92815776005, 92815776006, 92815776007, 92815776008

Parameter	Units	Blank Result	Reporting Limit	MDL	Analyzed	Qualifiers
Antimony	mg/L	ND	0.0020	0.00050	09/17/25 11:31	
Arsenic	mg/L	ND	0.0020	0.0012	09/17/25 11:31	
Barium	mg/L	ND	0.0050	0.0012	09/17/25 11:31	
Beryllium	mg/L	ND	0.00040	0.00015	09/17/25 11:31	
Boron	mg/L	ND	0.040	0.0062	09/17/25 11:31	
Cadmium	mg/L	ND	0.00050	0.00012	09/17/25 11:31	
Calcium	mg/L	ND	0.40	0.10	09/17/25 11:31	
Chromium	mg/L	ND	0.0050	0.0012	09/17/25 11:31	
Cobalt	mg/L	ND	0.0050	0.0012	09/17/25 11:31	
Iron	mg/L	ND	0.040	0.012	09/17/25 11:31	
Lead	mg/L	ND	0.0010	0.00025	09/17/25 11:31	
Magnesium	mg/L	ND	0.050	0.010	09/17/25 11:31	
Manganese	mg/L	ND	0.0050	0.0012	09/17/25 11:31	
Molybdenum	mg/L	ND	0.010	0.0025	09/17/25 11:31	
Potassium	mg/L	ND	0.40	0.10	09/17/25 11:31	
Selenium	mg/L	ND	0.0050	0.0012	09/17/25 11:31	
Sodium	mg/L	ND	0.40	0.15	09/17/25 11:31	
Thallium	mg/L	ND	0.00050	0.00015	09/17/25 11:31	

LABORATORY CONTROL SAMPLE: 4921084

Parameter	Units	Spike Conc.	LCS Result	LCS % Rec	% Rec Limits	Qualifiers
Antimony	mg/L	0.1	0.095	95	80-120	
Arsenic	mg/L	0.1	0.091	91	80-120	
Barium	mg/L	0.1	0.095	95	80-120	
Beryllium	mg/L	0.1	0.092	92	80-120	
Boron	mg/L	0.1	0.092	92	80-120	
Cadmium	mg/L	0.1	0.098	98	80-120	
Calcium	mg/L	1	0.93	93	80-120	
Chromium	mg/L	0.1	0.10	100	80-120	
Cobalt	mg/L	0.1	0.10	105	80-120	
Iron	mg/L	1	0.96	96	80-120	
Lead	mg/L	0.1	0.11	105	80-120	
Magnesium	mg/L	1	1.0	101	80-120	
Manganese	mg/L	0.1	0.10	100	80-120	
Molybdenum	mg/L	0.1	0.096	96	80-120	
Potassium	mg/L	1	0.92	92	80-120	

Results presented on this page are in the units indicated by the "Units" column except where an alternate unit is presented to the right of the result.

This report shall not be reproduced, except in full,
without the written consent of Pace Analytical Services, LLC.

Pace Analytical Services, LLC
9800 Kincey Ave. Suite 100
Huntersville, NC 28078
(704)875-9092

QUALITY CONTROL DATA

Project: Bowen AP-1 CA-Week 6
Pace Project No.: 92815776

LABORATORY CONTROL SAMPLE: 4921084

Parameter	Units	Spike Conc.	LCS Result	LCS % Rec	% Rec Limits	Qualifiers
Selenium	mg/L	0.1	0.089	89	80-120	
Sodium	mg/L	1	0.92	92	80-120	
Thallium	mg/L	0.1	0.10	100	80-120	

MATRIX SPIKE & MATRIX SPIKE DUPLICATE: 4921085 4921086

Parameter	Units	92815776001 Result	MS Spike Conc.	MSD Spike Conc.	MS Result	MSD Result	MS % Rec	MSD % Rec	% Rec Limits	RPD	Max RPD	Qual
Antimony	mg/L	ND	0.1	0.1	0.094	0.096	94	96	75-125	2	20	
Arsenic	mg/L	ND	0.1	0.1	0.090	0.091	89	90	75-125	1	20	
Barium	mg/L	0.046	0.1	0.1	0.14	0.14	99	99	75-125	0	20	
Beryllium	mg/L	ND	0.1	0.1	0.093	0.094	93	94	75-125	1	20	
Boron	mg/L	7.8	0.1	0.1	8.5	8.3	619	510	75-125	1	20	M1
Cadmium	mg/L	ND	0.1	0.1	0.093	0.094	93	94	75-125	2	20	
Calcium	mg/L	321	1	1	299	309	-2160	-1150	75-125	3	20	M1
Chromium	mg/L	ND	0.1	0.1	0.095	0.095	95	95	75-125	0	20	
Cobalt	mg/L	0.0024J	0.1	0.1	0.096	0.097	93	94	75-125	1	20	
Iron	mg/L	0.14	1	1	1.0	1.0	89	90	75-125	1	20	
Lead	mg/L	ND	0.1	0.1	0.095	0.097	95	96	75-125	2	20	
Magnesium	mg/L	47.3	1	1	50.7	50.5	332	318	75-125	0	20	M1
Manganese	mg/L	1.3	0.1	0.1	1.5	1.5	173	171	75-125	0	20	M1
Molybdenum	mg/L	0.036	0.1	0.1	0.13	0.13	91	93	75-125	2	20	
Potassium	mg/L	7.2	1	1	8.6	9.1	145	195	75-125	6	20	M1
Selenium	mg/L	0.0033J	0.1	0.1	0.091	0.093	87	89	75-125	2	20	
Sodium	mg/L	36.9	1	1	38.3	36.7	143	-17	75-125	4	20	M1
Thallium	mg/L	0.00048J	0.1	0.1	0.11	0.11	107	107	75-125	1	20	

Results presented on this page are in the units indicated by the "Units" column except where an alternate unit is presented to the right of the result.

This report shall not be reproduced, except in full,
without the written consent of Pace Analytical Services, LLC.

Pace Analytical Services, LLC
9800 Kincey Ave. Suite 100
Huntersville, NC 28078
(704)875-9092

QUALITY CONTROL DATA

Project: Bowen AP-1 CA-Week 6
Pace Project No.: 92815776

QC Batch: 957650
QC Batch Method: EPA 7470A
Analysis Method: EPA 7470A
Analysis Description: WCOL 7470 Mercury
Laboratory: Pace Analytical Services - West Columbia
Associated Lab Samples: 92815776001, 92815776002, 92815776003, 92815776004, 92815776005, 92815776006, 92815776007, 92815776008

METHOD BLANK: 4921500
Matrix: Water
Associated Lab Samples: 92815776001, 92815776002, 92815776003, 92815776004, 92815776005, 92815776006, 92815776007, 92815776008

Parameter	Units	Blank Result	Reporting Limit	MDL	Analyzed	Qualifiers
Mercury	mg/L	ND	0.00020	0.000091	09/04/25 21:17	

LABORATORY CONTROL SAMPLE: 4921501

Parameter	Units	Spike Conc.	LCS Result	LCS % Rec	% Rec Limits	Qualifiers
Mercury	mg/L	0.002	0.0020	102	80-120	

MATRIX SPIKE & MATRIX SPIKE DUPLICATE: 4921502 4921503

Parameter	Units	92813796013 Result	MS Spike Conc.	MSD Spike Conc.	MS Result	MSD Result	MS % Rec	MSD % Rec	% Rec Limits	RPD	Max RPD	Qual
Mercury	mg/L	ND	0.002	0.002	0.0026	0.0020	127	101	80-120	22	20	M1,R1

Results presented on this page are in the units indicated by the "Units" column except where an alternate unit is presented to the right of the result.

REPORT OF LABORATORY ANALYSIS

This report shall not be reproduced, except in full,
without the written consent of Pace Analytical Services, LLC.

Pace Analytical Services, LLC
9800 Kincey Ave. Suite 100
Huntersville, NC 28078
(704)875-9092

QUALIFIERS

Project: Bowen AP-1 CA-Week 6
Pace Project No.: 92815776

DEFINITIONS

DF - Dilution Factor, if reported, represents the factor applied to the reported data due to dilution of the sample aliquot.

ND - Not Detected at or above adjusted reporting limit.

TNTC - Too Numerous To Count

J - Estimated concentration above the adjusted method detection limit and below the adjusted reporting limit.

MDL - Adjusted Method Detection Limit.

PQL - Practical Quantitation Limit.

RL - Reporting Limit - The lowest concentration value that meets project requirements for quantitative data with known precision and bias for a specific analyte in a specific matrix.

S - Surrogate

1,2-Diphenylhydrazine decomposes to and cannot be separated from Azobenzene using Method 8270. The result for each analyte is a combined concentration.

Consistent with EPA guidelines, unrounded data are displayed and have been used to calculate % recovery and RPD values.

LCS(D) - Laboratory Control Sample (Duplicate)

MS(D) - Matrix Spike (Duplicate)

DUP - Sample Duplicate

RPD - Relative Percent Difference

NC - Not Calculable.

SG - Silica Gel - Clean-Up

U - Indicates the compound was analyzed for, but not detected.

Acid preservation may not be appropriate for 2 Chloroethylvinyl ether.

A separate vial preserved to a pH of 4-5 is recommended in SW846 Chapter 4 for the analysis of Acrolein and Acrylonitrile by EPA Method 8260.

N-Nitrosodiphenylamine decomposes and cannot be separated from Diphenylamine using Method 8270. The result reported for each analyte is a combined concentration.

Reported results are not rounded until the final step prior to reporting. Therefore, calculated parameters that are typically reported as "Total" may vary slightly from the sum of the reported component parameters.

Pace Analytical is TNI accredited. Contact your Pace PM for the current list of accredited analytes.

TNI - The NELAC Institute.

WORKORDER QUALIFIERS

WO: 92815776

[1]	GEOSYNTEC
[2]	DO NOT DILUTE. MUST MEET REPORTING LIMITS. LET PM KNOW FIRST IF THERE ARE ISSUES.

ANALYTE QUALIFIERS

M1	Matrix spike recovery exceeded QC limits. Batch accepted based on laboratory control sample (LCS) recovery.
R1	RPD value was outside control limits.

This report shall not be reproduced, except in full,
without the written consent of Pace Analytical Services, LLC.

Pace Analytical Services, LLC
9800 Kincey Ave. Suite 100
Huntersville, NC 28078
(704)875-9092

QUALITY CONTROL DATA CROSS REFERENCE TABLE

Project: Bowen AP-1 CA-Week 6
Pace Project No.: 92815776

Lab ID	Sample ID	QC Batch Method	QC Batch	Analytical Method	Analytical Batch
92815776001	**BOW-PT-02**	3015	2593393	EPA 6020B	2593393
92815776002	**BOW-PT-04**	3015	2593393	EPA 6020B	2593393
92815776003	**BOW-PT-05**	3015	2593393	EPA 6020B	2593393
92815776004	**BOW-PT-06**	3015	2593393	EPA 6020B	2593393
92815776005	**BOW-INW-01**	3015	2593393	EPA 6020B	2593393
92815776006	**BOW-AP1-FD-01**	3015	2593393	EPA 6020B	2593393
92815776007	**BOW-AP1-FB-01**	3015	2593393	EPA 6020B	2593393
92815776008	**BOW-AP1-EB-01**	3015	2593393	EPA 6020B	2593393
92815776001	**BOW-PT-02**	SM 2320B-2021	958652		
92815776002	**BOW-PT-04**	SM 2320B-2021	958702		
92815776003	**BOW-PT-05**	SM 2320B-2021	958702		
92815776004	**BOW-PT-06**	SM 2320B-2021	958652		
92815776005	**BOW-INW-01**	SM 2320B-2021	958702		
92815776006	**BOW-AP1-FD-01**	SM 2320B-2021	958652		
92815776007	**BOW-AP1-FB-01**	SM 2320B-2021	958702		
92815776008	**BOW-AP1-EB-01**	SM 2320B-2021	958702		
92815776001	**BOW-PT-02**	SM 2540C-2020	957413		
92815776002	**BOW-PT-04**	SM 2540C-2020	957713		
92815776003	**BOW-PT-05**	SM 2540C-2020	957713		
92815776004	**BOW-PT-06**	SM 2540C-2020	957413		
92815776005	**BOW-INW-01**	SM 2540C-2020	957713		
92815776006	**BOW-AP1-FD-01**	SM 2540C-2020	957413		
92815776007	**BOW-AP1-FB-01**	SM 2540C-2020	957713		
92815776008	**BOW-AP1-EB-01**	SM 2540C-2020	957713		
92815776001	**BOW-PT-02**	SM 4500-S2D-2021	957423		
92815776002	**BOW-PT-04**	SM 4500-S2D-2021	957423		
92815776003	**BOW-PT-05**	SM 4500-S2D-2021	957423		
92815776004	**BOW-PT-06**	SM 4500-S2D-2021	957423		
92815776005	**BOW-INW-01**	SM 4500-S2D-2021	957423		
92815776006	**BOW-AP1-FD-01**	SM 4500-S2D-2021	957423		
92815776007	**BOW-AP1-FB-01**	SM 4500-S2D-2021	957423		
92815776008	**BOW-AP1-EB-01**	SM 4500-S2D-2021	957423		
92815776001	**BOW-PT-02**	EPA 300.0 Rev 2.1 1993	957477		
92815776002	**BOW-PT-04**	EPA 300.0 Rev 2.1 1993	957477		
92815776003	**BOW-PT-05**	EPA 300.0 Rev 2.1 1993	957477		
92815776004	**BOW-PT-06**	EPA 300.0 Rev 2.1 1993	957477		
92815776005	**BOW-INW-01**	EPA 300.0 Rev 2.1 1993	957477		
92815776006	**BOW-AP1-FD-01**	EPA 300.0 Rev 2.1 1993	957477		
92815776007	**BOW-AP1-FB-01**	EPA 300.0 Rev 2.1 1993	957477		
92815776008	**BOW-AP1-EB-01**	EPA 300.0 Rev 2.1 1993	957477		
92815776001	**BOW-PT-02**	EPA 3005A	957532	EPA 6020B	960986

This report shall not be reproduced, except in full,
without the written consent of Pace Analytical Services, LLC.

Pace Analytical Services, LLC
9800 Kincey Ave. Suite 100
Huntersville, NC 28078
(704)875-9092

QUALITY CONTROL DATA CROSS REFERENCE TABLE

Project: Bowen AP-1 CA-Week 6
Pace Project No.: 92815776

Lab ID	Sample ID	QC Batch Method	QC Batch	Analytical Method	Analytical Batch
92815776002	**BOW-PT-04**	EPA 3005A	957532	EPA 6020B	960986
92815776003	**BOW-PT-05**	EPA 3005A	957532	EPA 6020B	960986
92815776004	**BOW-PT-06**	EPA 3005A	957532	EPA 6020B	960986
92815776005	**BOW-INW-01**	EPA 3005A	957532	EPA 6020B	960986
92815776006	**BOW-AP1-FD-01**	EPA 3005A	957532	EPA 6020B	960986
92815776007	**BOW-AP1-FB-01**	EPA 3005A	957532	EPA 6020B	960986
92815776008	**BOW-AP1-EB-01**	EPA 3005A	957532	EPA 6020B	960986
92815776001	**BOW-PT-02**	EPA 7470A	957650	EPA 7470A	958418
92815776002	**BOW-PT-04**	EPA 7470A	957650	EPA 7470A	958418
92815776003	**BOW-PT-05**	EPA 7470A	957650	EPA 7470A	958418
92815776004	**BOW-PT-06**	EPA 7470A	957650	EPA 7470A	958418
92815776005	**BOW-INW-01**	EPA 7470A	957650	EPA 7470A	958418
92815776006	**BOW-AP1-FD-01**	EPA 7470A	957650	EPA 7470A	958418
92815776007	**BOW-AP1-FB-01**	EPA 7470A	957650	EPA 7470A	958418
92815776008	**BOW-AP1-EB-01**	EPA 7470A	957650	EPA 7470A	958418

This report shall not be reproduced, except in full,
without the written consent of Pace Analytical Services, LLC.

Pace	DC#_Title: ENV-FRM-HUN1-0083 v05_Sample Condition Upon Receipt
	Effective Date: 05/24/2024

Laboratory receiving samples:

Asheville ☐ Eden ☐ Greenwood ☐ Huntersville ☐ Raleigh ☐ Mechanicsville ☐ Atlanta ☑ Kernersville ☐

Sample Condition Upon Receipt

Client Name: Cox Power

Project #: WO# : 92815776

92815776

Courier: ☐ Commercial ☐ Fed Ex ☐ UPS ☐ USPS ☐ Client ☑ Pace ☐ Other:____

Custody Seal Present? ☐ Yes ☑ No **Seals Intact?** ☐ Yes ☐ No ☑ N/A

Date/Initials Person Examining Contents: 8/23 SU

Packing Material: ☑ Bubble Wrap ☐ Bubble Bags ☐ None ☐ Other

Biological Tissue Frozen? ☐ Yes ☐ No ☑ N/A

Thermometer: ☑ IR Gun ID: 730

Type of Ice: ☑ Wet ☐ Blue ☐ None

Cooler Temp: 3.1 **Correction Factor:** Add/Subtract (°C) 0.0

Temp should be above freezing to 6°C

☐ Samples out of temp criteria. Samples on ice, cooling process has begun

Cooler Temp Corrected (°C): 3.1

USDA Regulated Soil (☐ N/A, water sample)

Did samples originate in a quarantine zone within the United States: CA, NY, or SC (check maps)? ☐ Yes ☐ No

Did samples originate from a foreign source (internationally, including Hawaii and Puerto Rico)? ☐ Yes ☐ No

				Comments/Discrepancy:
Chain of Custody Present?	☑ Yes	☐ No	☐ N/A	1.
Samples Arrived within Hold Time?	☑ Yes	☐ No	☐ N/A	2.
Short Hold Time Analysis (<72 hr.)?	☐ Yes	☑ No	☐ N/A	3.
Rush Turn Around Time Requested?	☐ Yes	☑ No	☐ N/A	4.
Sufficient Volume?	☑ Yes	☐ No	☐ N/A	5.
Correct Containers Used?	☑ Yes	☐ No	☐ N/A	6.
-Pace Containers Used?	☑ Yes	☐ No	☐ N/A	
Containers Intact?	☑ Yes	☐ No	☐ N/A	7.
Dissolved analysis: Samples Field Filtered?	☐ Yes	☐ No	☑ N/A	8.
Sample Labels Match COC? -Includes Date/Time/ID/Analysis Matrix: W	☑ Yes	☐ No	☐ N/A	9.
Headspace in VOA Vials (>5-6mm)?	☐ Yes	☐ No	☑ N/A	10.
Trip Blank Present?	☐ Yes	☐ No	☑ N/A	11.
Trip Blank Custody Seals Present?	☐ Yes	☐ No	☑ N/A	

COMMENTS/SAMPLE DISCREPANCY

Field Data Required? ☐ Yes ☐ No

Lot ID of split containers:

CLIENT NOTIFICATION/RESOLUTION

Person contacted: _____ Date/Time: _____

Project Manager SCURF Review: _____ **Date:** _____

Project Manager SRF Review: _____ **Date:** _____

Pace ANALYTICAL SERVICES

DC#_Title: ENV-FRM-HUN1-0083 v05_Sample Condition Upon Receipt

Effective Date: 05/24/2024

*Check mark top half of box if pH and/or dechlorination is verified and within the acceptance range for preservation samples.
Exceptions: VOA, Coliform, TOC, Oil and Grease, DRO/8015 (water) DOC, LLHg
**Bottom half of box is to list number of bottles
***Check all unpreserved Nitrates for chlorine

Project # **WO#: 92815776**
PM: BV Due Date: 09/15/25
CLIENT: 92-GP-BOWLF

Laboratory Receiving Location: Asheville ☐ Eden ☐ Greenwood ☐ Huntersville ☐ Raleigh ☐ Mechanicsville ☐ Atlanta ☐

Client_____ Profile/EZ (Circle one)_____ Notes_____

Item#	BP4U-125 mL Plastic Unpreserved (N/A) (Cl-)	BP3U-250 mL Plastic Unpreserved (N/A)	BP2U-500 mL Plastic Unpreserved (N/A)	BP1U-1 liter Plastic Unpreserved (N/A)		BP4S-125 mL Plastic H2SO4 (pH < 2) (Cl-)	BP3N-250 mL plastic HNO3 (pH < 2)	BP4Z-125 mL Plastic ZN Acetate & NaOH (>9)	BP4B-125 mL Plastic NaOH (pH > 12) (Cl-)	WGFU-Wide-mouthed Glass Jar Unpreserved	AG1U-1 liter Amber Unpreserved (N/A) (Cl-)	AG1H-1 liter Amber HCl (pH < 2)	AG3U-250 mL Amber Unpreserved (N/A) (Cl-)	AG1S-1 liter Amber H2SO4 (pH < 2)	AG3S-250 mL Amber H2SO4 (pH < 2)	DG9H-40 mL Amber NH4Cl (N/A)(Cl-)	DG9H-40 mL VOA HCl (N/A)	VG9T-40 mL VOA Na2S2O3 (N/A)	VG9U-40 mL VOA Unpreserved (N/A)	DG9V-40 mL VOA H3PO4 (N/A)	KP7U-50 mL Plastic Unpreserved (N/A)	V/GK (3 vials per kit)-VPH/Gas kit (N/A)	SP5T-125 mL Sterile Plastic (N/A – lab)	SP2T-250 mL Sterile Plastic (N/A – lab)		BP3R-250 mL Plastic (NH2)2SO4 (9.3-9.7)	AG0U-100 mL Amber Unpreserved (N/A) (Cl-)	VSGU-20 mL Scintillation vials (N/A)	DG8U-40 mL Amber Unpreserved vials (N/A)
CC																													
1		2	1				2	1																					
2		2	1				2	1																					
3		2	1				2	1																					
4		2	1				2	1																					
5		2	1				2	1																					
6		2	1				2	1																					
7		2	1				2	1																					
8		2	1				2	1																					
9																													
10																													
11																													
12																													

pH Adjustment Log for Preserved Samples

Sample ID	Type of Preservative	pH upon receipt	Date preservation adjusted	Time preservation adjusted	Amount of Preservative added	Lot #

Note: Whenever there is a discrepancy affecting North Carolina compliance samples, a copy of this form will be sent to the North Carolina DENR Certification Office (i.e. Out of hold, incorrect preservative, out of temp, incorrect containers.

Qualtrax ID: 52614

Pace® Location Requested (City/State): Pace Analytical Charlotte, 9800 Drive Ave. Suite 100, Huntersville, NC 28078

CHAIN-OF-CUSTODY Analytical Request Document

Chain-of-Custody is a LEGAL DOCUMENT - Complete all relevant fields

LAB USE ONLY- Affix Workorder/Login Label Here

92815776

Scan QR Code for Instructions

Company Name: Georgia Power - Bowen
Street Address: 241 Ralph McGill Blvd NE, Bin 10160, Atlanta, GA 30308
Customer Project #:
Project Name: Bowen AP-1 CA Week 6
Site Collection Info/Facility ID (as applicable):

Contact/Report To: Kristen Jurinko, Mintao Lu, Marty Crook
Phone #: (470) 217-0008
E-Mail: knjurink@southernco.com
Cc E-Mail: Laura Midkiff, Ben Hodges, Mike Smilley, Noelia Gengi
Invoice to: Account Payable
Invoice E-mail: georgiapowerinvoices@southernco.com
Purchase Order # (if applicable): GPC95542-0007
Quote #:

Time Zone Collected: [ ] AK [ ] PT [ ] MT [ ] CT [X] ET
County / State origin of sample(s): Georgia

Data Deliverables: [ ] Level II [ ] Level III [ ] Level IV [ ] EQUIS [ ] Other
Regulatory Program (DW, RCRA, etc.) as applicable: Reportable [ ] Yes [ ] No
Rush (Pre-approval required): [ ] Same Day [ ] 1 Day [ ] 2 Day [ ] 3 Day Other
Date Results Requested:
DW PWSID # or WW Permit # as applicable:
Field Filtered (if applicable): [ ] Yes [ ] No
Analysis:

* Matrix Codes (Insert in Matrix box below): Drinking Water (DW), Ground Water (GW), Wastewater (WW), Product (P), Soil/Solid (SS), Oil (OL), Wipe (WP), Tissue (TS), Bioassay (B), Vapor (V), Surface Water (SW), Sediment (SED), Sludge (SL), Caulk (CK), Leachate (LL), Biosolid (BS), Other (OT)

Specify Container Size **: 3 | 2 | 3 | 4 | 3
Identify Container Preservative Type***: 1 | 1 | 1 | 5+6 | 2

** Container Size: (1) 1L, (2) 500mL, (3) 250mL, (4) 125mL, (5) 100mL, (6) 40mL vial, (7) EnCore, (8) TerraCore, (9) 90mL, (10) Other

*** Preservative Types: (1) None, (2) HNO3, (3) H2SO4, (4) HCl, (5) NaOH, (6) Zn Acetate, (7) NaHSO4, (8) Sod. Thiosulfate, (9) Ascorbic Acid, (10) MeOH, (11) Other

Customer Sample ID	Matrix *	Comp / Grab	Composite Start Date	Composite Start Time	Collected or Composite End Date	Collected or Composite End Time	# Cont.	Residual Chlorine Result	Residual Chlorine Units	2320B Total Alkalinity, Bicarbonate Alkalinity	2540C Total Dissolved Solids	300.0-F-, SO4 2-, Cl-	4500S2D Sulfide	*Appendix III, IV + Additional Metals	Sample Comment	Preservation non-conformance identified for sample.
BOW-PT-02	WG	G			8/26/25	1605	6			X	X	X	X	X	001	
BOW-PT-04	WG	G			8/27/25	1250	6			X	X	X	X	X	002	
BOW-PT-05	WG	G			8/27/25	1100	6			X	X	X	X	X	003	
BOW-PT-06	WG	G			8/26/25	1438	6			X	X	X	X	X	004	
BOW-INW-01	WG	G			8/27/25	1420	6			X	X	X	X	X	005	
BOW-AP1-FD-01	WG	G			8/26/25	—	6			X	X	X	X	X	006	
BOW-AP1-FB-01	WQ	G			8/27/25	1535	6			X	X	X	X	X	007	
BOW-AP1-EB-01	WQ	G			8/27/25	1545	6			X	X	X	X	X	008	

Lab Use Only: Proj. Mgr: Bonnie Vang; AcctNum / Client ID:; Table #:; Profile / Template: 16507; Prelog / Bottle Ord. ID: EZ

Additional Instructions from Pace®:
Task Code: BOW-CCR-CA-20250826
* Appendix III: Boron, Calcium, Chloride, Fluoride, Sulfate, TDS
* Appendix IV: Antimony, Arsenic, Barium, Beryllium, Cadmium, Chromium, Cobalt, Fluoride, Lead, Lithium, Mercury, Molybdenum, Selenium, Thallium
* Additional Metals: Iron, Magnesium, Manganese, Potassium, Sodium

Collected By: William Laaker, Jay Siewert, Natalie Piparo, Shannon
Printed Name: Northen
Signature:

ENSAFE

Customer Remarks / Special Conditions / Possible Hazards:
Coolers: Thermometer ID: Correction Factor (°C): Obs. Temp (°C): Corrected Temp. (°C): [ ] On Ice

Relinquished by/Company: (Signature)	Date/Time:	Received by/Company: (Signature)	Date/Time:
EnSafe	8/29/25 1018	Pace	8/29/25 1018
Pace	8/29/25 1350		8/29/25 1350

Tracking Number:
Delivered by: [ ] In-Person [ ] Courier [ ] FedEX [ ] UPS [ ] Other

Submitting a sample via this chain of custody constitutes acknowledgment and acceptance of the Pace® Terms and Conditions found at https://www.pacelabs.com/resource-library/resource/pace-terms-and-conditions/

Page: 1 of 1

ENV-FRM-CORQ-0019_v02_110123

Pace Analytical Services, LLC
9800 Kincey Ave. Suite 100
Huntersville, NC 28078
(704)875-9092

October 16, 2025

Kristen Jurinko
Southern Co.
241 Ralph McGill Blvd NE
Bin 10160
Atlanta, GA 30308

RE: Project: Plant Bowen AP-1 CA MONTH 2
Pace Project No.: 92818395

Dear Kristen Jurinko:

Enclosed are the analytical results for sample(s) received by the laboratory on September 15, 2025. The results relate only to the samples included in this report. Results reported herein conform to the applicable TNI/NELAC Standards and the laboratory's Quality Manual, where applicable, unless otherwise noted in the body of the report.

The test results provided in this final report were generated by each of the following laboratories within the Pace Network:

- Pace National - Mt. Juliet
- Pace Analytical Services - Asheville
- Pace Analytical Services - West Columbia

If you have any questions concerning this report, please feel free to contact me.

Sincerely,

Bonnie Vang

Bonnie Vang
bonnie.vang@pacelabs.com
704-977-0968
Project Manager

Enclosures

cc: Marty Crook, Geosyntec Consultants
Whitney Law, Geosyntec
Mintao Lu, Geosyntec
Laura Midkiff, Southern Co.
Caroline Nelson, Geosyntec
Kevin Stephenson, Southern Company

This report shall not be reproduced, except in full,
without the written consent of Pace Analytical Services, LLC.

Pace Analytical Services, LLC
9800 Kincey Ave. Suite 100
Huntersville, NC 28078
(704)875-9092

CERTIFICATIONS

Project: Plant Bowen AP-1 CA MONTH 2
Pace Project No.: 92818395

Pace Analytical Services National

12065 Lebanon Road, Mt. Juliet, TN 37122
Alabama Certification #: 40660
Alaska Certification 17-026
Arizona Certification #: AZ0612
Arkansas Certification #: 88-0469
California Certification #: 2932
Canada Certification #: 1461.01
Colorado Certification #: TN00003
Connecticut Certification #: PH-0197
DOD Certification: #1461.01
EPA# TN00003
Florida Certification #: E87487
Georgia DW Certification #: 923
Georgia Certification: NELAP
Idaho Certification #: TN00003
Illinois Certification #: 200008
Indiana Certification #: C-TN-01
Iowa Certification #: 364
Kansas Certification #: E-10277
Kentucky UST Certification #: 16
Kentucky Certification #: 90010
Louisiana Certification #: AI30792
Louisiana DW Certification #: LA180010
Maine Certification #: TN0002
Maryland Certification #: 324
Massachusetts Certification #: M-TN003
Michigan Certification #: 9958
Minnesota Certification #: 047-999-395
Mississippi Certification #: TN00003
Missouri Certification #: 340
Montana Certification #: CERT0086
Nebraska Certification #: NE-OS-15-05
Nevada Certification #: TN-03-2002-34
New Hampshire Certification #: 2975
New Jersey Certification #: TN002
New Mexico DW Certification
New York Certification #: 11742
North Carolina Aquatic Toxicity Certification #: 41
North Carolina Drinking Water Certification #: 21704
North Carolina Environmental Certificate #: 375
North Dakota Certification #: R-140
Ohio VAP Certification #: CL0069
Oklahoma Certification #: 9915
Oregon Certification #: TN200002
Pennsylvania Certification #: 68-02979
Rhode Island Certification #: LAO00356
South Carolina Certification #: 84004
South Dakota Certification
Tennessee DW/Chem/Micro Certification #: 2006
Texas Certification #: T 104704245-17-14
Texas Mold Certification #: LAB0152
USDA Soil Permit #: P330-15-00234
Utah Certification #: TN00003
Vermont Dept. of Health: ID# VT-2006
Virginia Certification #: VT2006
Virginia Certification #: 460132
Washington Certification #: C847
West Virginia Certification #: 233
Wisconsin Certification #: 998093910
Wyoming UST Certification #: via A2LA 2926.01
A2LA-ISO 17025 Certification #: 1461.01
A2LA-ISO 17025 Certification #: 1461.02
AIHA-LAP/LLC EMLAP Certification #:100789

Pace Analytical Services Asheville

2225 Riverside Drive, Asheville, NC 28804
Florida/NELAP Certification #: E87648
North Carolina Drinking Water Certification #: 37712
North Carolina Wastewater Certification #: 40
South Carolina Laboratory ID: 99030
South Carolina Certification #: 99030001
Virginia/VELAP Certification #: 460222

Pace Analytical Services West Columbia

106 Vantage Point Drive, West Columbia, SC 29172
Alaska Dept. of Energy Conservation, Cert# 20-002
California ELAP, cert# 3049
DoD, DoD QSM V5.4, cert# I.2224
DOE, DoD/DOE QSM V5.4, cert# I.2224.01
Florida, Dept. of Health, cert# E87653-70
Georgia, Env. Protection Division, cert# E87653
Illinois, EPA NELAP, cert# 2000552024-9
Kansas, Dept. of Health and Environment, cert# E-10417
Kentucky, Dept. for Env. Protection, UST, cert# 103582
Kentucky, Dept. for Env. Protection, cert# 98037
Louisiana, Dept. of Environmental Quality, cert# 5125
North Carolina, DEQ, Water Resources, cert# 329
New Jersey, Dept. of Env. Protection, cert# NLC 240005
Oklahoma, Dept. of Env. Quality, cert# 2023-175
Oregon, ELAP, cert# 4181-006
Pennsylvania, Dept. of Env. Protection, cert# 003
South Carolina, Dept. of Env. Services, cert# 32010001
Texas, Commission on Env. Quality, cert# TX-C24-00083
Virginia, Dept. of General Services, cert# 13080
Wisconsin, Dept. of Natural Resources, cert# 399136100

This report shall not be reproduced, except in full,
without the written consent of Pace Analytical Services, LLC.

Pace Analytical Services, LLC
9800 Kincey Ave. Suite 100
Huntersville, NC 28078
(704)875-9092

SAMPLE SUMMARY

Project: Plant Bowen AP-1 CA MONTH 2
Pace Project No.: 92818395

Lab ID	Sample ID	Matrix	Date Collected	Date Received
92818395001	**BOW-PT-02**	Water	09/11/25 15:01	09/15/25 16:03
92818395002	**BOW-PT-04**	Water	09/15/25 11:03	09/15/25 16:03
92818395003	**BOW-PT-05**	Water	09/11/25 13:00	09/15/25 16:03
92818395004	**BOW-PT-06**	Water	09/11/25 11:09	09/15/25 16:03
92818395005	**BOW-INW-01**	Water	09/15/25 12:41	09/15/25 16:03
92818395006	**BOW-AP1-FD-01**	Water	09/11/25 00:00	09/15/25 16:03
92818395007	**BOW-AP1-FB-01**	Water	09/15/25 13:56	09/15/25 16:03
92818395008	**BOW-AP1-EB-01**	Water	09/15/25 13:48	09/15/25 16:03

This report shall not be reproduced, except in full,
without the written consent of Pace Analytical Services, LLC.

Pace Analytical Services, LLC
9800 Kincey Ave. Suite 100
Huntersville, NC 28078
(704)875-9092

SAMPLE ANALYTE COUNT

Project: Plant Bowen AP-1 CA MONTH 2
Pace Project No.: 92818395

Lab ID	Sample ID	Method	Analysts	Analytes Reported	Laboratory
92818395001	**BOW-PT-02**	EPA 6020B	TMT	1	PAN
		SM 2320B-2021	SMS	2	PASI-A
		SM 2540C-2020	CMW1	1	PASI-A
		EPA 300.0 Rev 2.1 1993	JCM	3	PASI-A
		EPA 6020B	BW, CBP, JJM1	13	PASI-WC
		EPA 7470A	KAJ1	1	PASI-WC
92818395002	**BOW-PT-04**	EPA 6020B	TMT	1	PAN
		SM 2320B-2021	SMS	2	PASI-A
		SM 2540C-2020	ACE	1	PASI-A
		EPA 300.0 Rev 2.1 1993	JCM	3	PASI-A
		EPA 6020B	BW, CBP, JJM1	13	PASI-WC
		EPA 7470A	KAJ1	1	PASI-WC
92818395003	**BOW-PT-05**	EPA 6020B	TMT	1	PAN
		SM 2320B-2021	SMS	2	PASI-A
		SM 2540C-2020	CMW1	1	PASI-A
		EPA 300.0 Rev 2.1 1993	JCM	3	PASI-A
		EPA 6020B	BW, CBP, JJM1	13	PASI-WC
		EPA 7470A	KAJ1	1	PASI-WC
92818395004	**BOW-PT-06**	EPA 6020B	TMT	1	PAN
		SM 2320B-2021	SMS	2	PASI-A
		SM 2540C-2020	CMW1	1	PASI-A
		EPA 300.0 Rev 2.1 1993	JCM	3	PASI-A
		EPA 6020B	BW, CBP, JJM1	13	PASI-WC
		EPA 7470A	KAJ1	1	PASI-WC
92818395005	**BOW-INW-01**	EPA 6020B	TMT	1	PAN
		SM 2320B-2021	SMS	2	PASI-A
		SM 2540C-2020	ACE	1	PASI-A
		EPA 300.0 Rev 2.1 1993	JCM	3	PASI-A
		EPA 6020B	BW, CBP, JJM1	13	PASI-WC
		EPA 7470A	KAJ1	1	PASI-WC
92818395006	**BOW-AP1-FD-01**	EPA 6020B	TMT	1	PAN
		SM 2320B-2021	SMS	2	PASI-A
		SM 2540C-2020	CMW1	1	PASI-A
		EPA 300.0 Rev 2.1 1993	JCM	3	PASI-A
		EPA 6020B	BW, CBP, JJM1	13	PASI-WC

This report shall not be reproduced, except in full,
without the written consent of Pace Analytical Services, LLC.

Pace Analytical Services, LLC
9800 Kincey Ave. Suite 100
Huntersville, NC 28078
(704)875-9092

SAMPLE ANALYTE COUNT

Project: Plant Bowen AP-1 CA MONTH 2
Pace Project No.: 92818395

Lab ID	Sample ID	Method	Analysts	Analytes Reported	Laboratory
		EPA 7470A	KAJ1	1	PASI-WC
92818395007	**BOW-AP1-FB-01**	EPA 6020B	TMT	1	PAN
		SM 2320B-2021	SMS	2	PASI-A
		SM 2540C-2020	ACE	1	PASI-A
		EPA 300.0 Rev 2.1 1993	JCM	3	PASI-A
		EPA 6020B	BW	13	PASI-WC
		EPA 7470A	KAJ1	1	PASI-WC
92818395008	**BOW-AP1-EB-01**	EPA 6020B	TMT	1	PAN
		SM 2320B-2021	SMS	2	PASI-A
		SM 2540C-2020	ACE	1	PASI-A
		EPA 300.0 Rev 2.1 1993	JCM	3	PASI-A
		EPA 6020B	BW	13	PASI-WC
		EPA 7470A	KAJ1	1	PASI-WC

PAN = Pace National - Mt. Juliet
PASI-A = Pace Analytical Services - Asheville
PASI-WC = Pace Analytical Services - West Columbia

This report shall not be reproduced, except in full,
without the written consent of Pace Analytical Services, LLC.

Pace Analytical Services, LLC
9800 Kincey Ave. Suite 100
Huntersville, NC 28078
(704)875-9092

SUMMARY OF DETECTION

Project: Plant Bowen AP-1 CA MONTH 2
Pace Project No.: 92818395

Lab Sample ID Method	Client Sample ID Parameters	Result	Units	Report Limit	Analyzed	Qualifiers
92818395001	**BOW-PT-02**					
EPA 6020B	Lithium	0.00881	mg/L	0.00200	09/30/25 21:26	
SM 2320B-2021	Alkalinity,Bicarbonate (CaCO3)	193	mg/L	5.0	09/17/25 21:04	
SM 2320B-2021	Alkalinity, Total as CaCO3	193	mg/L	5.0	09/17/25 21:04	
SM 2540C-2020	Total Dissolved Solids	1240	mg/L	25.0	09/18/25 15:26	
EPA 300.0 Rev 2.1 1993	Chloride	307	mg/L	7.0	09/17/25 14:45	M1
EPA 300.0 Rev 2.1 1993	Fluoride	0.26	mg/L	0.10	09/17/25 05:30	
EPA 300.0 Rev 2.1 1993	Sulfate	282	mg/L	7.0	09/17/25 14:45	
EPA 6020B	Barium	0.040	mg/L	0.0050	10/06/25 19:08	
EPA 6020B	Boron	8.4	mg/L	2.0	10/08/25 17:08	
EPA 6020B	Calcium	268	mg/L	20.0	10/08/25 16:38	
EPA 6020B	Cobalt	0.0022J	mg/L	0.0050	10/06/25 19:08	
EPA 6020B	Molybdenum	0.041	mg/L	0.010	10/06/25 19:08	
EPA 6020B	Selenium	0.0032J	mg/L	0.0050	10/06/25 19:08	
EPA 6020B	Thallium	0.00034J	mg/L	0.00050	10/06/25 19:08	CU
92818395002	**BOW-PT-04**					
EPA 6020B	Lithium	0.00690	mg/L	0.00200	09/30/25 21:39	
SM 2320B-2021	Alkalinity,Bicarbonate (CaCO3)	216	mg/L	5.0	09/17/25 23:27	
SM 2320B-2021	Alkalinity, Total as CaCO3	216	mg/L	5.0	09/17/25 23:27	
SM 2540C-2020	Total Dissolved Solids	1020	mg/L	50.0	09/19/25 14:38	
EPA 300.0 Rev 2.1 1993	Chloride	195	mg/L	5.0	09/17/25 15:31	
EPA 300.0 Rev 2.1 1993	Fluoride	0.20	mg/L	0.10	09/17/25 06:17	
EPA 300.0 Rev 2.1 1993	Sulfate	230	mg/L	5.0	09/17/25 15:31	
EPA 6020B	Barium	0.047	mg/L	0.0050	10/06/25 19:17	
EPA 6020B	Boron	7.1	mg/L	2.0	10/08/25 17:17	
EPA 6020B	Calcium	186	mg/L	20.0	10/08/25 16:43	
EPA 6020B	Cobalt	0.0048J	mg/L	0.0050	10/06/25 19:17	
EPA 6020B	Molybdenum	0.017	mg/L	0.010	10/06/25 19:17	
EPA 6020B	Selenium	0.0019J	mg/L	0.0050	10/06/25 19:17	
EPA 6020B	Thallium	0.00069	mg/L	0.00050	10/07/25 13:09	
92818395003	**BOW-PT-05**					
EPA 6020B	Lithium	0.00639	mg/L	0.00200	09/30/25 21:42	
SM 2320B-2021	Alkalinity,Bicarbonate (CaCO3)	199	mg/L	5.0	09/17/25 21:15	
SM 2320B-2021	Alkalinity, Total as CaCO3	199	mg/L	5.0	09/17/25 21:15	
SM 2540C-2020	Total Dissolved Solids	1070	mg/L	25.0	09/18/25 15:26	
EPA 300.0 Rev 2.1 1993	Chloride	196	mg/L	5.0	09/17/25 16:16	
EPA 300.0 Rev 2.1 1993	Fluoride	0.22	mg/L	0.10	09/17/25 07:03	
EPA 300.0 Rev 2.1 1993	Sulfate	233	mg/L	5.0	09/17/25 16:16	
EPA 6020B	Arsenic	0.0015J	mg/L	0.0020	10/06/25 19:26	
EPA 6020B	Barium	0.038	mg/L	0.0050	10/06/25 19:26	
EPA 6020B	Boron	7.3	mg/L	2.0	10/08/25 17:26	
EPA 6020B	Calcium	210	mg/L	20.0	10/08/25 16:56	
EPA 6020B	Cobalt	0.012	mg/L	0.0050	10/06/25 19:26	
EPA 6020B	Molybdenum	0.023	mg/L	0.010	10/06/25 19:26	
EPA 6020B	Selenium	0.0016J	mg/L	0.0050	10/06/25 19:26	
EPA 6020B	Thallium	0.00022J	mg/L	0.00050	10/06/25 19:26	CU

This report shall not be reproduced, except in full,
without the written consent of Pace Analytical Services, LLC.

Pace Analytical Services, LLC
9800 Kincey Ave. Suite 100
Huntersville, NC 28078
(704)875-9092

SUMMARY OF DETECTION

Project: Plant Bowen AP-1 CA MONTH 2
Pace Project No.: 92818395

Lab Sample ID Method	Client Sample ID Parameters	Result	Units	Report Limit	Analyzed	Qualifiers
92818395004	**BOW-PT-06**					
EPA 6020B	Lithium	0.00508	mg/L	0.00200	09/30/25 21:45	
SM 2320B-2021	Alkalinity,Bicarbonate (CaCO3)	161	mg/L	5.0	09/17/25 21:27	
SM 2320B-2021	Alkalinity, Total as CaCO3	161	mg/L	5.0	09/17/25 21:27	
SM 2540C-2020	Total Dissolved Solids	1750	mg/L	25.0	09/18/25 15:26	1g
EPA 300.0 Rev 2.1 1993	Chloride	495	mg/L	11.0	09/17/25 16:32	
EPA 300.0 Rev 2.1 1993	Fluoride	0.12	mg/L	0.10	09/17/25 07:19	
EPA 300.0 Rev 2.1 1993	Sulfate	368	mg/L	11.0	09/17/25 16:32	
EPA 6020B	Arsenic	0.0031	mg/L	0.0020	10/06/25 19:35	
EPA 6020B	Barium	0.080	mg/L	0.0050	10/06/25 19:35	
EPA 6020B	Boron	8.7	mg/L	2.0	10/08/25 02:18	M1
EPA 6020B	Calcium	314	mg/L	20.0	10/08/25 17:00	M1
EPA 6020B	Cobalt	0.0023J	mg/L	0.0050	10/06/25 19:35	
EPA 6020B	Molybdenum	0.0069J	mg/L	0.010	10/06/25 19:35	
EPA 6020B	Selenium	0.0055	mg/L	0.0050	10/06/25 19:35	
92818395005	**BOW-INW-01**					
EPA 6020B	Lithium	0.00670	mg/L	0.00200	09/30/25 21:49	
SM 2320B-2021	Alkalinity,Bicarbonate (CaCO3)	280	mg/L	5.0	09/19/25 19:02	
SM 2320B-2021	Alkalinity, Total as CaCO3	280	mg/L	5.0	09/19/25 19:02	
SM 2540C-2020	Total Dissolved Solids	1140	mg/L	50.0	09/19/25 14:38	
EPA 300.0 Rev 2.1 1993	Chloride	228	mg/L	6.0	09/17/25 16:47	
EPA 300.0 Rev 2.1 1993	Fluoride	0.25	mg/L	0.10	09/17/25 07:34	
EPA 300.0 Rev 2.1 1993	Sulfate	253	mg/L	6.0	09/17/25 16:47	
EPA 6020B	Barium	0.059	mg/L	0.0050	10/06/25 20:37	
EPA 6020B	Boron	7.8	mg/L	2.0	10/08/25 03:02	
EPA 6020B	Calcium	218	mg/L	20.0	10/08/25 17:22	
EPA 6020B	Cobalt	0.0029J	mg/L	0.0050	10/06/25 20:37	
EPA 6020B	Molybdenum	0.035	mg/L	0.010	10/06/25 20:37	
EPA 6020B	Selenium	0.0023J	mg/L	0.0050	10/06/25 20:37	
EPA 6020B	Thallium	0.00055	mg/L	0.00050	10/07/25 14:29	
92818395006	**BOW-AP1-FD-01**					
EPA 6020B	Lithium	0.00642	mg/L	0.00200	09/30/25 22:12	
SM 2320B-2021	Alkalinity,Bicarbonate (CaCO3)	194	mg/L	5.0	09/17/25 21:37	
SM 2320B-2021	Alkalinity, Total as CaCO3	194	mg/L	5.0	09/17/25 21:37	
SM 2540C-2020	Total Dissolved Solids	1130	mg/L	25.0	09/18/25 15:26	
EPA 300.0 Rev 2.1 1993	Chloride	194	mg/L	5.0	09/17/25 17:02	
EPA 300.0 Rev 2.1 1993	Fluoride	0.21	mg/L	0.10	09/17/25 07:49	
EPA 300.0 Rev 2.1 1993	Sulfate	231	mg/L	5.0	09/17/25 17:02	
EPA 6020B	Arsenic	0.0015J	mg/L	0.0020	10/06/25 20:46	
EPA 6020B	Barium	0.039	mg/L	0.0050	10/06/25 20:46	
EPA 6020B	Boron	7.2	mg/L	2.0	10/08/25 03:11	
EPA 6020B	Calcium	215	mg/L	20.0	10/08/25 17:26	
EPA 6020B	Cobalt	0.011	mg/L	0.0050	10/06/25 20:46	
EPA 6020B	Molybdenum	0.023	mg/L	0.010	10/06/25 20:46	
EPA 6020B	Selenium	0.0016J	mg/L	0.0050	10/06/25 20:46	
EPA 6020B	Thallium	0.00025J	mg/L	0.00050	10/06/25 20:46	CU

This report shall not be reproduced, except in full,
without the written consent of Pace Analytical Services, LLC.

Pace Analytical Services, LLC
9800 Kincey Ave. Suite 100
Huntersville, NC 28078
(704)875-9092

SUMMARY OF DETECTION

Project: Plant Bowen AP-1 CA MONTH 2
Pace Project No.: 92818395

Lab Sample ID Method	Client Sample ID Parameters	Result	Units	Report Limit	Analyzed	Qualifiers
92818395007	**BOW-AP1-FB-01**					
EPA 6020B	Boron	0.020J	mg/L	0.040	10/06/25 20:55	
92818395008	**BOW-AP1-EB-01**					
EPA 6020B	Boron	0.0072J	mg/L	0.040	10/06/25 21:03	

This report shall not be reproduced, except in full,
without the written consent of Pace Analytical Services, LLC.

Pace Analytical Services, LLC
9800 Kincey Ave. Suite 100
Huntersville, NC 28078
(704)875-9092

ANALYTICAL RESULTS

Project: Plant Bowen AP-1 CA MONTH 2
Pace Project No.: 92818395

Sample: BOW-PT-02 **Lab ID: 92818395001** Collected: 09/11/25 15:01 Received: 09/15/25 16:03 Matrix: Water

Parameters	Results	Units	Report Limit	MDL	DF	Prepared	Analyzed	CAS No.	Qual
Metals (ICPMS) 6020B	Analytical Method: EPA 6020B Preparation Method: 3015 Pace National - Mt. Juliet								
Lithium	**0.00881**	mg/L	0.00200	0.000600	1	09/19/25 12:35	09/30/25 21:26	7439-93-2	
2320B Alkalinity	Analytical Method: SM 2320B-2021 Pace Analytical Services - Asheville								
Alkalinity,Bicarbonate (CaCO3)	**193**	mg/L	5.0	5.0	1		09/17/25 21:04		
Alkalinity, Total as CaCO3	**193**	mg/L	5.0	5.0	1		09/17/25 21:04		
2540C Total Dissolved Solids	Analytical Method: SM 2540C-2020 Pace Analytical Services - Asheville								
Total Dissolved Solids	**1240**	mg/L	25.0	25.0	1		09/18/25 15:26		
300.0 IC Anions 28 Days	Analytical Method: EPA 300.0 Rev 2.1 1993 Pace Analytical Services - Asheville								
Chloride	**307**	mg/L	7.0	4.2	7		09/17/25 14:45	16887-00-6	M1
Fluoride	**0.26**	mg/L	0.10	0.050	1		09/17/25 05:30	16984-48-8	
Sulfate	**282**	mg/L	7.0	3.5	7		09/17/25 14:45	14808-79-8	
WC 6020B MET ICPMS	Analytical Method: EPA 6020B Preparation Method: EPA 3005A Pace Analytical Services - West Columbia								
Antimony	ND	mg/L	0.0020	0.00050	1	10/05/25 15:01	10/06/25 19:08	7440-36-0	
Arsenic	ND	mg/L	0.0020	0.0012	1	10/05/25 15:01	10/06/25 19:08	7440-38-2	
Barium	**0.040**	mg/L	0.0050	0.0012	1	10/05/25 15:01	10/06/25 19:08	7440-39-3	
Beryllium	ND	mg/L	0.00040	0.00015	1	10/05/25 15:01	10/07/25 13:00	7440-41-7	
Boron	**8.4**	mg/L	2.0	0.31	50	10/05/25 15:01	10/08/25 17:08	7440-42-8	
Cadmium	ND	mg/L	0.00050	0.00012	1	10/05/25 15:01	10/06/25 19:08	7440-43-9	
Calcium	**268**	mg/L	20.0	5.0	50	10/05/25 15:01	10/08/25 16:38	7440-70-2	
Chromium	ND	mg/L	0.0050	0.0012	1	10/05/25 15:01	10/06/25 19:08	7440-47-3	
Cobalt	**0.0022J**	mg/L	0.0050	0.0012	1	10/05/25 15:01	10/06/25 19:08	7440-48-4	
Lead	ND	mg/L	0.0010	0.00025	1	10/05/25 15:01	10/06/25 19:08	7439-92-1	
Molybdenum	**0.041**	mg/L	0.010	0.0025	1	10/05/25 15:01	10/06/25 19:08	7439-98-7	
Selenium	**0.0032J**	mg/L	0.0050	0.0012	1	10/05/25 15:01	10/06/25 19:08	7782-49-2	
Thallium	**0.00034J**	mg/L	0.00050	0.00015	1	10/05/25 15:01	10/06/25 19:08	7440-28-0	CU
WCOL 7470 Mercury	Analytical Method: EPA 7470A Preparation Method: EPA 7470A Pace Analytical Services - West Columbia								
Mercury	ND	mg/L	0.00020	0.000091	1	09/18/25 19:14	09/19/25 02:56	7439-97-6	

This report shall not be reproduced, except in full,
without the written consent of Pace Analytical Services, LLC.

Pace Analytical Services, LLC
9800 Kincey Ave. Suite 100
Huntersville, NC 28078
(704)875-9092

ANALYTICAL RESULTS

Project: Plant Bowen AP-1 CA MONTH 2
Pace Project No.: 92818395

Sample: BOW-PT-04 **Lab ID: 92818395002** Collected: 09/15/25 11:03 Received: 09/15/25 16:03 Matrix: Water

Parameters	Results	Units	Report Limit	MDL	DF	Prepared	Analyzed	CAS No.	Qual
Metals (ICPMS) 6020B	Analytical Method: EPA 6020B Preparation Method: 3015								
	Pace National - Mt. Juliet								
Lithium	**0.00690**	mg/L	0.00200	0.000600	1	09/19/25 12:35	09/30/25 21:39	7439-93-2	
2320B Alkalinity	Analytical Method: SM 2320B-2021								
	Pace Analytical Services - Asheville								
Alkalinity,Bicarbonate (CaCO3)	**216**	mg/L	5.0	5.0	1		09/17/25 23:27		
Alkalinity, Total as CaCO3	**216**	mg/L	5.0	5.0	1		09/17/25 23:27		
2540C Total Dissolved Solids	Analytical Method: SM 2540C-2020								
	Pace Analytical Services - Asheville								
Total Dissolved Solids	**1020**	mg/L	50.0	50.0	1		09/19/25 14:38		
300.0 IC Anions 28 Days	Analytical Method: EPA 300.0 Rev 2.1 1993								
	Pace Analytical Services - Asheville								
Chloride	**195**	mg/L	5.0	3.0	5		09/17/25 15:31	16887-00-6	
Fluoride	**0.20**	mg/L	0.10	0.050	1		09/17/25 06:17	16984-48-8	
Sulfate	**230**	mg/L	5.0	2.5	5		09/17/25 15:31	14808-79-8	
WC 6020B MET ICPMS	Analytical Method: EPA 6020B Preparation Method: EPA 3005A								
	Pace Analytical Services - West Columbia								
Antimony	ND	mg/L	0.0020	0.00050	1	10/05/25 15:01	10/06/25 19:17	7440-36-0	
Arsenic	ND	mg/L	0.0020	0.0012	1	10/05/25 15:01	10/06/25 19:17	7440-38-2	
Barium	**0.047**	mg/L	0.0050	0.0012	1	10/05/25 15:01	10/06/25 19:17	7440-39-3	
Beryllium	ND	mg/L	0.00040	0.00015	1	10/05/25 15:01	10/07/25 13:09	7440-41-7	
Boron	**7.1**	mg/L	2.0	0.31	50	10/05/25 15:01	10/08/25 17:17	7440-42-8	
Cadmium	ND	mg/L	0.00050	0.00012	1	10/05/25 15:01	10/06/25 19:17	7440-43-9	
Calcium	**186**	mg/L	20.0	5.0	50	10/05/25 15:01	10/08/25 16:43	7440-70-2	
Chromium	ND	mg/L	0.0050	0.0012	1	10/05/25 15:01	10/06/25 19:17	7440-47-3	
Cobalt	**0.0048J**	mg/L	0.0050	0.0012	1	10/05/25 15:01	10/06/25 19:17	7440-48-4	
Lead	ND	mg/L	0.0010	0.00025	1	10/05/25 15:01	10/06/25 19:17	7439-92-1	
Molybdenum	**0.017**	mg/L	0.010	0.0025	1	10/05/25 15:01	10/06/25 19:17	7439-98-7	
Selenium	**0.0019J**	mg/L	0.0050	0.0012	1	10/05/25 15:01	10/06/25 19:17	7782-49-2	
Thallium	**0.00069**	mg/L	0.00050	0.00015	1	10/05/25 15:01	10/07/25 13:09	7440-28-0	
WCOL 7470 Mercury	Analytical Method: EPA 7470A Preparation Method: EPA 7470A								
	Pace Analytical Services - West Columbia								
Mercury	ND	mg/L	0.00020	0.000091	1	09/18/25 19:14	09/19/25 02:58	7439-97-6	

This report shall not be reproduced, except in full,
without the written consent of Pace Analytical Services, LLC.

Pace Analytical Services, LLC
9800 Kincey Ave. Suite 100
Huntersville, NC 28078
(704)875-9092

ANALYTICAL RESULTS

Project: Plant Bowen AP-1 CA MONTH 2
Pace Project No.: 92818395

Sample: BOW-PT-05 **Lab ID: 92818395003** Collected: 09/11/25 13:00 Received: 09/15/25 16:03 Matrix: Water

Parameters	Results	Units	Report Limit	MDL	DF	Prepared	Analyzed	CAS No.	Qual
Metals (ICPMS) 6020B	Analytical Method: EPA 6020B Preparation Method: 3015 Pace National - Mt. Juliet								
Lithium	**0.00639**	mg/L	0.00200	0.000600	1	09/19/25 12:35	09/30/25 21:42	7439-93-2	
2320B Alkalinity	Analytical Method: SM 2320B-2021 Pace Analytical Services - Asheville								
Alkalinity,Bicarbonate (CaCO3)	**199**	mg/L	5.0	5.0	1		09/17/25 21:15		
Alkalinity, Total as CaCO3	**199**	mg/L	5.0	5.0	1		09/17/25 21:15		
2540C Total Dissolved Solids	Analytical Method: SM 2540C-2020 Pace Analytical Services - Asheville								
Total Dissolved Solids	**1070**	mg/L	25.0	25.0	1		09/18/25 15:26		
300.0 IC Anions 28 Days	Analytical Method: EPA 300.0 Rev 2.1 1993 Pace Analytical Services - Asheville								
Chloride	**196**	mg/L	5.0	3.0	5		09/17/25 16:16	16887-00-6	
Fluoride	**0.22**	mg/L	0.10	0.050	1		09/17/25 07:03	16984-48-8	
Sulfate	**233**	mg/L	5.0	2.5	5		09/17/25 16:16	14808-79-8	
WC 6020B MET ICPMS	Analytical Method: EPA 6020B Preparation Method: EPA 3005A Pace Analytical Services - West Columbia								
Antimony	ND	mg/L	0.0020	0.00050	1	10/05/25 15:01	10/06/25 19:26	7440-36-0	
Arsenic	**0.0015J**	mg/L	0.0020	0.0012	1	10/05/25 15:01	10/06/25 19:26	7440-38-2	
Barium	**0.038**	mg/L	0.0050	0.0012	1	10/05/25 15:01	10/06/25 19:26	7440-39-3	
Beryllium	ND	mg/L	0.00040	0.00015	1	10/05/25 15:01	10/07/25 13:18	7440-41-7	
Boron	**7.3**	mg/L	2.0	0.31	50	10/05/25 15:01	10/08/25 17:26	7440-42-8	
Cadmium	ND	mg/L	0.00050	0.00012	1	10/05/25 15:01	10/06/25 19:26	7440-43-9	
Calcium	**210**	mg/L	20.0	5.0	50	10/05/25 15:01	10/08/25 16:56	7440-70-2	
Chromium	ND	mg/L	0.0050	0.0012	1	10/05/25 15:01	10/06/25 19:26	7440-47-3	
Cobalt	**0.012**	mg/L	0.0050	0.0012	1	10/05/25 15:01	10/06/25 19:26	7440-48-4	
Lead	ND	mg/L	0.0010	0.00025	1	10/05/25 15:01	10/06/25 19:26	7439-92-1	
Molybdenum	**0.023**	mg/L	0.010	0.0025	1	10/05/25 15:01	10/06/25 19:26	7439-98-7	
Selenium	**0.0016J**	mg/L	0.0050	0.0012	1	10/05/25 15:01	10/06/25 19:26	7782-49-2	
Thallium	**0.00022J**	mg/L	0.00050	0.00015	1	10/05/25 15:01	10/06/25 19:26	7440-28-0	CU
WCOL 7470 Mercury	Analytical Method: EPA 7470A Preparation Method: EPA 7470A Pace Analytical Services - West Columbia								
Mercury	ND	mg/L	0.00020	0.000091	1	09/18/25 19:14	09/19/25 03:01	7439-97-6	

This report shall not be reproduced, except in full,
without the written consent of Pace Analytical Services, LLC.

Pace Analytical Services, LLC
9800 Kincey Ave. Suite 100
Huntersville, NC 28078
(704)875-9092

ANALYTICAL RESULTS

Project: Plant Bowen AP-1 CA MONTH 2
Pace Project No.: 92818395

Sample: BOW-PT-06 **Lab ID: 92818395004** Collected: 09/11/25 11:09 Received: 09/15/25 16:03 Matrix: Water

Parameters	Results	Units	Report Limit	MDL	DF	Prepared	Analyzed	CAS No.	Qual
Metals (ICPMS) 6020B	Analytical Method: EPA 6020B Preparation Method: 3015								
	Pace National - Mt. Juliet								
Lithium	**0.00508**	mg/L	0.00200	0.000600	1	09/19/25 12:35	09/30/25 21:45	7439-93-2	
2320B Alkalinity	Analytical Method: SM 2320B-2021								
	Pace Analytical Services - Asheville								
Alkalinity,Bicarbonate (CaCO3)	**161**	mg/L	5.0	5.0	1		09/17/25 21:27		
Alkalinity, Total as CaCO3	**161**	mg/L	5.0	5.0	1		09/17/25 21:27		
2540C Total Dissolved Solids	Analytical Method: SM 2540C-2020								
	Pace Analytical Services - Asheville								
Total Dissolved Solids	**1750**	mg/L	25.0	25.0	1		09/18/25 15:26		1g
300.0 IC Anions 28 Days	Analytical Method: EPA 300.0 Rev 2.1 1993								
	Pace Analytical Services - Asheville								
Chloride	**495**	mg/L	11.0	6.6	11		09/17/25 16:32	16887-00-6	
Fluoride	**0.12**	mg/L	0.10	0.050	1		09/17/25 07:19	16984-48-8	
Sulfate	**368**	mg/L	11.0	5.5	11		09/17/25 16:32	14808-79-8	
WC 6020B MET ICPMS	Analytical Method: EPA 6020B Preparation Method: EPA 3005A								
	Pace Analytical Services - West Columbia								
Antimony	ND	mg/L	0.0020	0.00050	1	10/05/25 15:01	10/06/25 19:35	7440-36-0	
Arsenic	**0.0031**	mg/L	0.0020	0.0012	1	10/05/25 15:01	10/06/25 19:35	7440-38-2	
Barium	**0.080**	mg/L	0.0050	0.0012	1	10/05/25 15:01	10/06/25 19:35	7440-39-3	
Beryllium	ND	mg/L	0.00040	0.00015	1	10/05/25 15:01	10/07/25 13:27	7440-41-7	
Boron	**8.7**	mg/L	2.0	0.31	50	10/05/25 15:01	10/08/25 02:18	7440-42-8	M1
Cadmium	ND	mg/L	0.00050	0.00012	1	10/05/25 15:01	10/06/25 19:35	7440-43-9	
Calcium	**314**	mg/L	20.0	5.0	50	10/05/25 15:01	10/08/25 17:00	7440-70-2	M1
Chromium	ND	mg/L	0.0050	0.0012	1	10/05/25 15:01	10/06/25 19:35	7440-47-3	
Cobalt	**0.0023J**	mg/L	0.0050	0.0012	1	10/05/25 15:01	10/06/25 19:35	7440-48-4	
Lead	ND	mg/L	0.0010	0.00025	1	10/05/25 15:01	10/06/25 19:35	7439-92-1	
Molybdenum	**0.0069J**	mg/L	0.010	0.0025	1	10/05/25 15:01	10/06/25 19:35	7439-98-7	
Selenium	**0.0055**	mg/L	0.0050	0.0012	1	10/05/25 15:01	10/06/25 19:35	7782-49-2	
Thallium	ND	mg/L	0.00050	0.00015	1	10/05/25 15:01	10/06/25 19:35	7440-28-0	CU
WCOL 7470 Mercury	Analytical Method: EPA 7470A Preparation Method: EPA 7470A								
	Pace Analytical Services - West Columbia								
Mercury	ND	mg/L	0.00020	0.000091	1	09/18/25 19:14	09/19/25 03:09	7439-97-6	

This report shall not be reproduced, except in full,
without the written consent of Pace Analytical Services, LLC.

Pace Analytical Services, LLC
9800 Kincey Ave. Suite 100
Huntersville, NC 28078
(704)875-9092

ANALYTICAL RESULTS

Project: Plant Bowen AP-1 CA MONTH 2
Pace Project No.: 92818395

Sample: BOW-INW-01 **Lab ID: 92818395005** Collected: 09/15/25 12:41 Received: 09/15/25 16:03 Matrix: Water

Parameters	Results	Units	Report Limit	MDL	DF	Prepared	Analyzed	CAS No.	Qual
Metals (ICPMS) 6020B	Analytical Method: EPA 6020B Preparation Method: 3015 Pace National - Mt. Juliet								
Lithium	**0.00670**	mg/L	0.00200	0.000600	1	09/19/25 12:35	09/30/25 21:49	7439-93-2	
2320B Alkalinity	Analytical Method: SM 2320B-2021 Pace Analytical Services - Asheville								
Alkalinity,Bicarbonate (CaCO3)	**280**	mg/L	5.0	5.0	1		09/19/25 19:02		
Alkalinity, Total as CaCO3	**280**	mg/L	5.0	5.0	1		09/19/25 19:02		
2540C Total Dissolved Solids	Analytical Method: SM 2540C-2020 Pace Analytical Services - Asheville								
Total Dissolved Solids	**1140**	mg/L	50.0	50.0	1		09/19/25 14:38		
300.0 IC Anions 28 Days	Analytical Method: EPA 300.0 Rev 2.1 1993 Pace Analytical Services - Asheville								
Chloride	**228**	mg/L	6.0	3.6	6		09/17/25 16:47	16887-00-6	
Fluoride	**0.25**	mg/L	0.10	0.050	1		09/17/25 07:34	16984-48-8	
Sulfate	**253**	mg/L	6.0	3.0	6		09/17/25 16:47	14808-79-8	
WC 6020B MET ICPMS	Analytical Method: EPA 6020B Preparation Method: EPA 3005A Pace Analytical Services - West Columbia								
Antimony	ND	mg/L	0.0020	0.00050	1	10/05/25 15:01	10/06/25 20:37	7440-36-0	
Arsenic	ND	mg/L	0.0020	0.0012	1	10/05/25 15:01	10/06/25 20:37	7440-38-2	
Barium	**0.059**	mg/L	0.0050	0.0012	1	10/05/25 15:01	10/06/25 20:37	7440-39-3	
Beryllium	ND	mg/L	0.00040	0.00015	1	10/05/25 15:01	10/07/25 14:29	7440-41-7	
Boron	**7.8**	mg/L	2.0	0.31	50	10/05/25 15:01	10/08/25 03:02	7440-42-8	
Cadmium	ND	mg/L	0.00050	0.00012	1	10/05/25 15:01	10/06/25 20:37	7440-43-9	
Calcium	**218**	mg/L	20.0	5.0	50	10/05/25 15:01	10/08/25 17:22	7440-70-2	
Chromium	ND	mg/L	0.0050	0.0012	1	10/05/25 15:01	10/06/25 20:37	7440-47-3	
Cobalt	**0.0029J**	mg/L	0.0050	0.0012	1	10/05/25 15:01	10/06/25 20:37	7440-48-4	
Lead	ND	mg/L	0.0010	0.00025	1	10/05/25 15:01	10/06/25 20:37	7439-92-1	
Molybdenum	**0.035**	mg/L	0.010	0.0025	1	10/05/25 15:01	10/06/25 20:37	7439-98-7	
Selenium	**0.0023J**	mg/L	0.0050	0.0012	1	10/05/25 15:01	10/06/25 20:37	7782-49-2	
Thallium	**0.00055**	mg/L	0.00050	0.00015	1	10/05/25 15:01	10/07/25 14:29	7440-28-0	
WCOL 7470 Mercury	Analytical Method: EPA 7470A Preparation Method: EPA 7470A Pace Analytical Services - West Columbia								
Mercury	ND	mg/L	0.00020	0.000091	1	09/18/25 19:14	09/19/25 03:11	7439-97-6	

This report shall not be reproduced, except in full,
without the written consent of Pace Analytical Services, LLC.

Pace Analytical Services, LLC
9800 Kincey Ave. Suite 100
Huntersville, NC 28078
(704)875-9092

ANALYTICAL RESULTS

Project: Plant Bowen AP-1 CA MONTH 2
Pace Project No.: 92818395

Sample: BOW-AP1-FD-01 **Lab ID: 92818395006** Collected: 09/11/25 00:00 Received: 09/15/25 16:03 Matrix: Water

Parameters	Results	Units	Report Limit	MDL	DF	Prepared	Analyzed	CAS No.	Qual
Metals (ICPMS) 6020B	Analytical Method: EPA 6020B Preparation Method: 3015 Pace National - Mt. Juliet								
Lithium	**0.00642**	mg/L	0.00200	0.000600	1	09/19/25 12:35	09/30/25 22:12	7439-93-2	
2320B Alkalinity	Analytical Method: SM 2320B-2021 Pace Analytical Services - Asheville								
Alkalinity,Bicarbonate (CaCO3)	**194**	mg/L	5.0	5.0	1		09/17/25 21:37		
Alkalinity, Total as CaCO3	**194**	mg/L	5.0	5.0	1		09/17/25 21:37		
2540C Total Dissolved Solids	Analytical Method: SM 2540C-2020 Pace Analytical Services - Asheville								
Total Dissolved Solids	**1130**	mg/L	25.0	25.0	1		09/18/25 15:26		
300.0 IC Anions 28 Days	Analytical Method: EPA 300.0 Rev 2.1 1993 Pace Analytical Services - Asheville								
Chloride	**194**	mg/L	5.0	3.0	5		09/17/25 17:02	16887-00-6	
Fluoride	**0.21**	mg/L	0.10	0.050	1		09/17/25 07:49	16984-48-8	
Sulfate	**231**	mg/L	5.0	2.5	5		09/17/25 17:02	14808-79-8	
WC 6020B MET ICPMS	Analytical Method: EPA 6020B Preparation Method: EPA 3005A Pace Analytical Services - West Columbia								
Antimony	ND	mg/L	0.0020	0.00050	1	10/05/25 15:01	10/06/25 20:46	7440-36-0	
Arsenic	**0.0015J**	mg/L	0.0020	0.0012	1	10/05/25 15:01	10/06/25 20:46	7440-38-2	
Barium	**0.039**	mg/L	0.0050	0.0012	1	10/05/25 15:01	10/06/25 20:46	7440-39-3	
Beryllium	ND	mg/L	0.00040	0.00015	1	10/05/25 15:01	10/07/25 14:37	7440-41-7	
Boron	**7.2**	mg/L	2.0	0.31	50	10/05/25 15:01	10/08/25 03:11	7440-42-8	
Cadmium	ND	mg/L	0.00050	0.00012	1	10/05/25 15:01	10/06/25 20:46	7440-43-9	
Calcium	**215**	mg/L	20.0	5.0	50	10/05/25 15:01	10/08/25 17:26	7440-70-2	
Chromium	ND	mg/L	0.0050	0.0012	1	10/05/25 15:01	10/06/25 20:46	7440-47-3	
Cobalt	**0.011**	mg/L	0.0050	0.0012	1	10/05/25 15:01	10/06/25 20:46	7440-48-4	
Lead	ND	mg/L	0.0010	0.00025	1	10/05/25 15:01	10/06/25 20:46	7439-92-1	
Molybdenum	**0.023**	mg/L	0.010	0.0025	1	10/05/25 15:01	10/06/25 20:46	7439-98-7	
Selenium	**0.0016J**	mg/L	0.0050	0.0012	1	10/05/25 15:01	10/06/25 20:46	7782-49-2	
Thallium	**0.00025J**	mg/L	0.00050	0.00015	1	10/05/25 15:01	10/06/25 20:46	7440-28-0	CU
WCOL 7470 Mercury	Analytical Method: EPA 7470A Preparation Method: EPA 7470A Pace Analytical Services - West Columbia								
Mercury	ND	mg/L	0.00020	0.000091	1	09/18/25 19:14	09/19/25 03:14	7439-97-6	

This report shall not be reproduced, except in full,
without the written consent of Pace Analytical Services, LLC.

Pace Analytical Services, LLC
9800 Kincey Ave. Suite 100
Huntersville, NC 28078
(704)875-9092

ANALYTICAL RESULTS

Project: Plant Bowen AP-1 CA MONTH 2
Pace Project No.: 92818395

Sample: BOW-AP1-FB-01 **Lab ID: 92818395007** Collected: 09/15/25 13:56 Received: 09/15/25 16:03 Matrix: Water

Parameters	Results	Units	Report Limit	MDL	DF	Prepared	Analyzed	CAS No.	Qual
Metals (ICPMS) 6020B	Analytical Method: EPA 6020B Preparation Method: 3015								
	Pace National - Mt. Juliet								
Lithium	ND	mg/L	0.00200	0.000600	1	09/19/25 12:35	09/30/25 22:15	7439-93-2	
2320B Alkalinity	Analytical Method: SM 2320B-2021								
	Pace Analytical Services - Asheville								
Alkalinity,Bicarbonate (CaCO3)	ND	mg/L	5.0	5.0	1		09/17/25 23:47		
Alkalinity, Total as CaCO3	ND	mg/L	5.0	5.0	1		09/17/25 23:47		
2540C Total Dissolved Solids	Analytical Method: SM 2540C-2020								
	Pace Analytical Services - Asheville								
Total Dissolved Solids	ND	mg/L	25.0	25.0	1		09/19/25 14:39		
300.0 IC Anions 28 Days	Analytical Method: EPA 300.0 Rev 2.1 1993								
	Pace Analytical Services - Asheville								
Chloride	ND	mg/L	1.0	0.60	1		09/16/25 22:49	16887-00-6	
Fluoride	ND	mg/L	0.10	0.050	1		09/16/25 22:49	16984-48-8	
Sulfate	ND	mg/L	1.0	0.50	1		09/16/25 22:49	14808-79-8	
WC 6020B MET ICPMS	Analytical Method: EPA 6020B Preparation Method: EPA 3005A								
	Pace Analytical Services - West Columbia								
Antimony	ND	mg/L	0.0020	0.00050	1	10/05/25 15:01	10/06/25 20:55	7440-36-0	
Arsenic	ND	mg/L	0.0020	0.0012	1	10/05/25 15:01	10/06/25 20:55	7440-38-2	
Barium	ND	mg/L	0.0050	0.0012	1	10/05/25 15:01	10/06/25 20:55	7440-39-3	
Beryllium	ND	mg/L	0.00040	0.00015	1	10/05/25 15:01	10/07/25 14:46	7440-41-7	
Boron	**0.020J**	mg/L	0.040	0.0062	1	10/05/25 15:01	10/06/25 20:55	7440-42-8	
Cadmium	ND	mg/L	0.00050	0.00012	1	10/05/25 15:01	10/06/25 20:55	7440-43-9	
Calcium	ND	mg/L	0.40	0.10	1	10/05/25 15:01	10/06/25 20:55	7440-70-2	
Chromium	ND	mg/L	0.0050	0.0012	1	10/05/25 15:01	10/06/25 20:55	7440-47-3	
Cobalt	ND	mg/L	0.0050	0.0012	1	10/05/25 15:01	10/06/25 20:55	7440-48-4	
Lead	ND	mg/L	0.0010	0.00025	1	10/05/25 15:01	10/06/25 20:55	7439-92-1	
Molybdenum	ND	mg/L	0.010	0.0025	1	10/05/25 15:01	10/06/25 20:55	7439-98-7	
Selenium	ND	mg/L	0.0050	0.0012	1	10/05/25 15:01	10/06/25 20:55	7782-49-2	
Thallium	ND	mg/L	0.00050	0.00015	1	10/05/25 15:01	10/06/25 20:55	7440-28-0	CU
WCOL 7470 Mercury	Analytical Method: EPA 7470A Preparation Method: EPA 7470A								
	Pace Analytical Services - West Columbia								
Mercury	ND	mg/L	0.00020	0.000091	1	09/18/25 19:14	09/19/25 03:16	7439-97-6	

This report shall not be reproduced, except in full,
without the written consent of Pace Analytical Services, LLC.

Pace Analytical Services, LLC
9800 Kincey Ave. Suite 100
Huntersville, NC 28078
(704)875-9092

ANALYTICAL RESULTS

Project: Plant Bowen AP-1 CA MONTH 2
Pace Project No.: 92818395

Sample: BOW-AP1-EB-01 **Lab ID: 92818395008** Collected: 09/15/25 13:48 Received: 09/15/25 16:03 Matrix: Water

Parameters	Results	Units	Report Limit	MDL	DF	Prepared	Analyzed	CAS No.	Qual
Metals (ICPMS) 6020B	Analytical Method: EPA 6020B Preparation Method: 3015								
	Pace National - Mt. Juliet								
Lithium	ND	mg/L	0.00200	0.000600	1	09/19/25 12:35	09/30/25 22:19	7439-93-2	
2320B Alkalinity	Analytical Method: SM 2320B-2021								
	Pace Analytical Services - Asheville								
Alkalinity,Bicarbonate (CaCO3)	ND	mg/L	5.0	5.0	1		09/17/25 23:51		
Alkalinity, Total as CaCO3	ND	mg/L	5.0	5.0	1		09/17/25 23:51		
2540C Total Dissolved Solids	Analytical Method: SM 2540C-2020								
	Pace Analytical Services - Asheville								
Total Dissolved Solids	ND	mg/L	25.0	25.0	1		09/19/25 14:39		
300.0 IC Anions 28 Days	Analytical Method: EPA 300.0 Rev 2.1 1993								
	Pace Analytical Services - Asheville								
Chloride	ND	mg/L	1.0	0.60	1		09/16/25 23:05	16887-00-6	
Fluoride	ND	mg/L	0.10	0.050	1		09/16/25 23:05	16984-48-8	
Sulfate	ND	mg/L	1.0	0.50	1		09/16/25 23:05	14808-79-8	
WC 6020B MET ICPMS	Analytical Method: EPA 6020B Preparation Method: EPA 3005A								
	Pace Analytical Services - West Columbia								
Antimony	ND	mg/L	0.0020	0.00050	1	10/05/25 15:01	10/06/25 21:03	7440-36-0	
Arsenic	ND	mg/L	0.0020	0.0012	1	10/05/25 15:01	10/06/25 21:03	7440-38-2	
Barium	ND	mg/L	0.0050	0.0012	1	10/05/25 15:01	10/06/25 21:03	7440-39-3	
Beryllium	ND	mg/L	0.00040	0.00015	1	10/05/25 15:01	10/07/25 15:13	7440-41-7	
Boron	**0.0072J**	mg/L	0.040	0.0062	1	10/05/25 15:01	10/06/25 21:03	7440-42-8	
Cadmium	ND	mg/L	0.00050	0.00012	1	10/05/25 15:01	10/06/25 21:03	7440-43-9	
Calcium	ND	mg/L	0.40	0.10	1	10/05/25 15:01	10/06/25 21:03	7440-70-2	
Chromium	ND	mg/L	0.0050	0.0012	1	10/05/25 15:01	10/06/25 21:03	7440-47-3	
Cobalt	ND	mg/L	0.0050	0.0012	1	10/05/25 15:01	10/06/25 21:03	7440-48-4	
Lead	ND	mg/L	0.0010	0.00025	1	10/05/25 15:01	10/06/25 21:03	7439-92-1	
Molybdenum	ND	mg/L	0.010	0.0025	1	10/05/25 15:01	10/06/25 21:03	7439-98-7	
Selenium	ND	mg/L	0.0050	0.0012	1	10/05/25 15:01	10/06/25 21:03	7782-49-2	
Thallium	ND	mg/L	0.00050	0.00015	1	10/05/25 15:01	10/06/25 21:03	7440-28-0	CU
WCOL 7470 Mercury	Analytical Method: EPA 7470A Preparation Method: EPA 7470A								
	Pace Analytical Services - West Columbia								
Mercury	ND	mg/L	0.00020	0.000091	1	09/18/25 19:14	09/19/25 03:19	7439-97-6	

This report shall not be reproduced, except in full,
without the written consent of Pace Analytical Services, LLC.

Pace Analytical Services, LLC
9800 Kincey Ave. Suite 100
Huntersville, NC 28078
(704)875-9092

QUALITY CONTROL DATA

Project: Plant Bowen AP-1 CA MONTH 2
Pace Project No.: 92818395

QC Batch: 2603213
QC Batch Method: 3015
Analysis Method: EPA 6020B
Analysis Description: Metals (ICPMS) 6020B
Laboratory: Pace National - Mt. Juliet
Associated Lab Samples: 92818395001, 92818395002, 92818395003, 92818395004, 92818395005, 92818395006, 92818395007, 92818395008

METHOD BLANK: R4280712-1 Matrix: Water
Associated Lab Samples: 92818395001, 92818395002, 92818395003, 92818395004, 92818395005, 92818395006, 92818395007, 92818395008

Parameter	Units	Blank Result	Reporting Limit	MDL	Analyzed	Qualifiers
Lithium	mg/L	ND	0.00200	0.000600	09/30/25 21:19	

LABORATORY CONTROL SAMPLE: R4280712-2

Parameter	Units	Spike Conc.	LCS Result	LCS % Rec	% Rec Limits	Qualifiers
Lithium	mg/L	0.0500	0.0447	89.4	80.0-120	

MATRIX SPIKE & MATRIX SPIKE DUPLICATE: R4280712-4 R4280712-5

Parameter	Units	92818395001 Result	MS Spike Conc.	MSD Spike Conc.	MS Result	MSD Result	MS % Rec	MSD % Rec	% Rec Limits	RPD	Max RPD	Qual
Lithium	mg/L	0.00881	0.0500	0.0500	0.0559	0.0549	94.3	92.2	75.0-125	1.89	20	

Results presented on this page are in the units indicated by the "Units" column except where an alternate unit is presented to the right of the result.

REPORT OF LABORATORY ANALYSIS

This report shall not be reproduced, except in full,
without the written consent of Pace Analytical Services, LLC.

Pace Analytical Services, LLC
9800 Kincey Ave. Suite 100
Huntersville, NC 28078
(704)875-9092

QUALITY CONTROL DATA

Project: Plant Bowen AP-1 CA MONTH 2
Pace Project No.: 92818395

QC Batch: 960902
QC Batch Method: SM 2320B-2021
Analysis Method: SM 2320B-2021
Analysis Description: 2320B Alkalinity
Laboratory: Pace Analytical Services - Asheville
Associated Lab Samples: 92818395001, 92818395003, 92818395004, 92818395006

METHOD BLANK: 4938185 Matrix: Water
Associated Lab Samples: 92818395001, 92818395003, 92818395004, 92818395006

Parameter	Units	Blank Result	Reporting Limit	MDL	Analyzed	Qualifiers
Alkalinity, Total as CaCO3	mg/L	ND	5.0	5.0	09/17/25 19:07	
Alkalinity,Bicarbonate (CaCO3)	mg/L	ND	5.0	5.0	09/17/25 19:07	

LABORATORY CONTROL SAMPLE: 4938186

Parameter	Units	Spike Conc.	LCS Result	LCS % Rec	% Rec Limits	Qualifiers
Alkalinity, Total as CaCO3	mg/L	50	52.2	104	80-120	

LABORATORY CONTROL SAMPLE: 4938187

Parameter	Units	Spike Conc.	LCS Result	LCS % Rec	% Rec Limits	Qualifiers
Alkalinity, Total as CaCO3	mg/L	50	53.0	106	80-120	

MATRIX SPIKE & MATRIX SPIKE DUPLICATE: 4938188 4938189

Parameter	Units	92817558008 Result	MS Spike Conc.	MSD Spike Conc.	MS Result	MSD Result	MS % Rec	MSD % Rec	% Rec Limits	RPD	Max RPD	Qual
Alkalinity, Total as CaCO3	mg/L	ND	50	50	55.6	54.9	102	101	80-120	1	25	

MATRIX SPIKE & MATRIX SPIKE DUPLICATE: 4938190 4938191

Parameter	Units	92817558009 Result	MS Spike Conc.	MSD Spike Conc.	MS Result	MSD Result	MS % Rec	MSD % Rec	% Rec Limits	RPD	Max RPD	Qual
Alkalinity, Total as CaCO3	mg/L	ND	50	50	54.9	55.4	101	102	80-120	1	25	

Results presented on this page are in the units indicated by the "Units" column except where an alternate unit is presented to the right of the result.

REPORT OF LABORATORY ANALYSIS

This report shall not be reproduced, except in full,
without the written consent of Pace Analytical Services, LLC.

Pace Analytical Services, LLC
9800 Kincey Ave. Suite 100
Huntersville, NC 28078
(704)875-9092

QUALITY CONTROL DATA

Project: Plant Bowen AP-1 CA MONTH 2
Pace Project No.: 92818395

QC Batch: 960903
QC Batch Method: SM 2320B-2021
Analysis Method: SM 2320B-2021
Analysis Description: 2320B Alkalinity
Laboratory: Pace Analytical Services - Asheville
Associated Lab Samples: 92818395002, 92818395007, 92818395008

METHOD BLANK: 4938193 Matrix: Water
Associated Lab Samples: 92818395002, 92818395007, 92818395008

Parameter	Units	Blank Result	Reporting Limit	MDL	Analyzed	Qualifiers
Alkalinity, Total as CaCO3	mg/L	ND	5.0	5.0	09/17/25 22:14	
Alkalinity,Bicarbonate (CaCO3)	mg/L	ND	5.0	5.0	09/17/25 22:14	

LABORATORY CONTROL SAMPLE: 4938194

Parameter	Units	Spike Conc.	LCS Result	LCS % Rec	% Rec Limits	Qualifiers
Alkalinity, Total as CaCO3	mg/L	50	52.0	104	80-120	

LABORATORY CONTROL SAMPLE: 4938195

Parameter	Units	Spike Conc.	LCS Result	LCS % Rec	% Rec Limits	Qualifiers
Alkalinity, Total as CaCO3	mg/L	50	53.4	107	80-120	

MATRIX SPIKE & MATRIX SPIKE DUPLICATE: 4938196 4938197

Parameter	Units	92817549018 Result	MS Spike Conc.	MSD Spike Conc.	MS Result	MSD Result	MS % Rec	MSD % Rec	% Rec Limits	RPD	Max RPD	Qual
Alkalinity, Total as CaCO3	mg/L	26.3	50	50	76.1	76.0	100	99	80-120	0	25	

MATRIX SPIKE & MATRIX SPIKE DUPLICATE: 4938198 4938199

Parameter	Units	92817549019 Result	MS Spike Conc.	MSD Spike Conc.	MS Result	MSD Result	MS % Rec	MSD % Rec	% Rec Limits	RPD	Max RPD	Qual
Alkalinity, Total as CaCO3	mg/L	26.2	50	50	76.2	75.9	100	99	80-120	0	25	

Results presented on this page are in the units indicated by the "Units" column except where an alternate unit is presented to the right of the result.

This report shall not be reproduced, except in full,
without the written consent of Pace Analytical Services, LLC.

Pace Analytical Services, LLC
9800 Kincey Ave. Suite 100
Huntersville, NC 28078
(704)875-9092

QUALITY CONTROL DATA

Project: Plant Bowen AP-1 CA MONTH 2
Pace Project No.: 92818395

QC Batch: 961513
QC Batch Method: SM 2320B-2021
Analysis Method: SM 2320B-2021
Analysis Description: 2320B Alkalinity
Laboratory: Pace Analytical Services - Asheville
Associated Lab Samples: 92818395005

METHOD BLANK: 4941394 Matrix: Water
Associated Lab Samples: 92818395005

Parameter	Units	Blank Result	Reporting Limit	MDL	Analyzed	Qualifiers
Alkalinity, Total as CaCO3	mg/L	ND	5.0	5.0	09/19/25 15:42	
Alkalinity,Bicarbonate (CaCO3)	mg/L	ND	5.0	5.0	09/19/25 15:42	

LABORATORY CONTROL SAMPLE: 4941395

Parameter	Units	Spike Conc.	LCS Result	LCS % Rec	% Rec Limits	Qualifiers
Alkalinity, Total as CaCO3	mg/L	50	51.1	102	80-120	

LABORATORY CONTROL SAMPLE: 4941396

Parameter	Units	Spike Conc.	LCS Result	LCS % Rec	% Rec Limits	Qualifiers
Alkalinity, Total as CaCO3	mg/L	50	52.4	105	80-120	

MATRIX SPIKE & MATRIX SPIKE DUPLICATE: 4941397 4941398

Parameter	Units	92818493001 Result	MS Spike Conc.	MSD Spike Conc.	MS Result	MSD Result	MS % Rec	MSD % Rec	% Rec Limits	RPD	Max RPD	Qual
Alkalinity, Total as CaCO3	mg/L	12.2	50	50	63.5	63.3	103	102	80-120	0	25	

MATRIX SPIKE & MATRIX SPIKE DUPLICATE: 4941399 4941400

Parameter	Units	92818493002 Result	MS Spike Conc.	MSD Spike Conc.	MS Result	MSD Result	MS % Rec	MSD % Rec	% Rec Limits	RPD	Max RPD	Qual
Alkalinity, Total as CaCO3	mg/L	514	50	50	546	530	63	33	80-120	3	25	M1

Results presented on this page are in the units indicated by the "Units" column except where an alternate unit is presented to the right of the result.

REPORT OF LABORATORY ANALYSIS

This report shall not be reproduced, except in full,
without the written consent of Pace Analytical Services, LLC.

Pace Analytical Services, LLC
9800 Kincey Ave. Suite 100
Huntersville, NC 28078
(704)875-9092

QUALITY CONTROL DATA

Project: Plant Bowen AP-1 CA MONTH 2
Pace Project No.: 92818395

QC Batch: 961074
QC Batch Method: SM 2540C-2020
Analysis Method: SM 2540C-2020
Analysis Description: 2540C Total Dissolved Solids
Laboratory: Pace Analytical Services - Asheville
Associated Lab Samples: 92818395001, 92818395003, 92818395004, 92818395006

METHOD BLANK: 4938738 Matrix: Water
Associated Lab Samples: 92818395001, 92818395003, 92818395004, 92818395006

Parameter	Units	Blank Result	Reporting Limit	MDL	Analyzed	Qualifiers
Total Dissolved Solids	mg/L	ND	25.0	25.0	09/18/25 15:24	

LABORATORY CONTROL SAMPLE: 4938739

Parameter	Units	Spike Conc.	LCS Result	LCS % Rec	% Rec Limits	Qualifiers
Total Dissolved Solids	mg/L	250	260	104	90-110	

SAMPLE DUPLICATE: 4938740

Parameter	Units	92817549017 Result	Dup Result	RPD	Max RPD	Qualifiers
Total Dissolved Solids	mg/L	742	722	3	25	

SAMPLE DUPLICATE: 4938741

Parameter	Units	92817558016 Result	Dup Result	RPD	Max RPD	Qualifiers
Total Dissolved Solids	mg/L	644	646	0	25	

Results presented on this page are in the units indicated by the "Units" column except where an alternate unit is presented to the right of the result.

This report shall not be reproduced, except in full,
without the written consent of Pace Analytical Services, LLC.

Pace Analytical Services, LLC
9800 Kincey Ave. Suite 100
Huntersville, NC 28078
(704)875-9092

QUALITY CONTROL DATA

Project: Plant Bowen AP-1 CA MONTH 2
Pace Project No.: 92818395

QC Batch: 961295
QC Batch Method: SM 2540C-2020
Analysis Method: SM 2540C-2020
Analysis Description: 2540C Total Dissolved Solids
Laboratory: Pace Analytical Services - Asheville
Associated Lab Samples: 92818395002, 92818395005, 92818395007, 92818395008

METHOD BLANK: 4940341 Matrix: Water
Associated Lab Samples: 92818395002, 92818395005, 92818395007, 92818395008

Parameter	Units	Blank Result	Reporting Limit	MDL	Analyzed	Qualifiers
Total Dissolved Solids	mg/L	ND	25.0	25.0	09/19/25 14:38	

LABORATORY CONTROL SAMPLE: 4940342

Parameter	Units	Spike Conc.	LCS Result	LCS % Rec	% Rec Limits	Qualifiers
Total Dissolved Solids	mg/L	250	242	97	90-110	

SAMPLE DUPLICATE: 4940343

Parameter	Units	92819046001 Result	Dup Result	RPD	Max RPD	Qualifiers
Total Dissolved Solids	mg/L	6040	5980	1	25	

SAMPLE DUPLICATE: 4940344

Parameter	Units	92817549023 Result	Dup Result	RPD	Max RPD	Qualifiers
Total Dissolved Solids	mg/L	394	399	1	25	

Results presented on this page are in the units indicated by the "Units" column except where an alternate unit is presented to the right of the result.

This report shall not be reproduced, except in full,
without the written consent of Pace Analytical Services, LLC.

Pace Analytical Services, LLC
9800 Kincey Ave. Suite 100
Huntersville, NC 28078
(704)875-9092

QUALITY CONTROL DATA

Project: Plant Bowen AP-1 CA MONTH 2
Pace Project No.: 92818395

QC Batch: 960656
QC Batch Method: EPA 300.0 Rev 2.1 1993
Analysis Method: EPA 300.0 Rev 2.1 1993
Analysis Description: 300.0 IC Anions
Laboratory: Pace Analytical Services - Asheville
Associated Lab Samples: 92818395001, 92818395002, 92818395003, 92818395004, 92818395005, 92818395006, 92818395007, 92818395008

METHOD BLANK: 4936664
Matrix: Water
Associated Lab Samples: 92818395001, 92818395002, 92818395003, 92818395004, 92818395005, 92818395006, 92818395007, 92818395008

Parameter	Units	Blank Result	Reporting Limit	MDL	Analyzed	Qualifiers
Chloride	mg/L	ND	1.0	0.60	09/16/25 21:47	
Fluoride	mg/L	ND	0.10	0.050	09/16/25 21:47	
Sulfate	mg/L	ND	1.0	0.50	09/16/25 21:47	

LABORATORY CONTROL SAMPLE: 4936665

Parameter	Units	Spike Conc.	LCS Result	LCS % Rec	% Rec Limits	Qualifiers
Chloride	mg/L	50	50.3	101	90-110	
Fluoride	mg/L	2.5	2.5	101	90-110	
Sulfate	mg/L	50	50.7	101	90-110	

MATRIX SPIKE & MATRIX SPIKE DUPLICATE: 4936666 4936667

Parameter	Units	92818660001 Result	MS Spike Conc.	MSD Spike Conc.	MS Result	MSD Result	MS % Rec	MSD % Rec	% Rec Limits	RPD	Max RPD	Qual
Chloride	mg/L	7.3	50	50	59.1	59.9	104	105	90-110	1	10	
Fluoride	mg/L	ND	2.5	2.5	2.7	2.7	103	104	90-110	1	10	
Sulfate	mg/L	154	50	50	200	201	91	92	90-110	0	10	

MATRIX SPIKE & MATRIX SPIKE DUPLICATE: 4936668 4936669

Parameter	Units	92818395001 Result	MS Spike Conc.	MSD Spike Conc.	MS Result	MSD Result	MS % Rec	MSD % Rec	% Rec Limits	RPD	Max RPD	Qual
Chloride	mg/L	307	50	50	351	352	88	89	90-110	0	10	M1
Fluoride	mg/L	0.26	2.5	2.5	2.7	2.7	98	100	90-110	1	10	
Sulfate	mg/L	282	50	50	327	328	90	92	90-110	0	10	

Results presented on this page are in the units indicated by the "Units" column except where an alternate unit is presented to the right of the result.

REPORT OF LABORATORY ANALYSIS

This report shall not be reproduced, except in full,
without the written consent of Pace Analytical Services, LLC.

Pace Analytical Services, LLC
9800 Kincey Ave. Suite 100
Huntersville, NC 28078
(704)875-9092

QUALITY CONTROL DATA

Project: Plant Bowen AP-1 CA MONTH 2
Pace Project No.: 92818395

QC Batch: 964683
QC Batch Method: EPA 3005A
Analysis Method: EPA 6020B
Analysis Description: WC 6020B MET
Laboratory: Pace Analytical Services - West Columbia
Associated Lab Samples: 92818395001, 92818395002, 92818395003, 92818395004, 92818395005, 92818395006, 92818395007, 92818395008

METHOD BLANK: 4957606
Matrix: Water
Associated Lab Samples: 92818395001, 92818395002, 92818395003, 92818395004, 92818395005, 92818395006, 92818395007, 92818395008

Parameter	Units	Blank Result	Reporting Limit	MDL	Analyzed	Qualifiers
Antimony	mg/L	ND	0.0020	0.00050	10/06/25 16:55	
Arsenic	mg/L	ND	0.0020	0.0012	10/06/25 16:55	
Barium	mg/L	ND	0.0050	0.0012	10/06/25 16:55	
Beryllium	mg/L	ND	0.00040	0.00015	10/06/25 16:55	
Boron	mg/L	ND	0.040	0.0062	10/06/25 16:55	
Cadmium	mg/L	ND	0.00050	0.00012	10/06/25 16:55	
Calcium	mg/L	ND	0.40	0.10	10/06/25 16:55	
Chromium	mg/L	ND	0.0050	0.0012	10/06/25 16:55	
Cobalt	mg/L	ND	0.0050	0.0012	10/06/25 16:55	
Lead	mg/L	ND	0.0010	0.00025	10/06/25 16:55	
Molybdenum	mg/L	ND	0.010	0.0025	10/06/25 16:55	
Selenium	mg/L	ND	0.0050	0.0012	10/06/25 16:55	
Thallium	mg/L	ND	0.00050	0.00015	10/06/25 16:55	CU

LABORATORY CONTROL SAMPLE: 4957607

Parameter	Units	Spike Conc.	LCS Result	LCS % Rec	% Rec Limits	Qualifiers
Antimony	mg/L	0.1	0.099	99	80-120	
Arsenic	mg/L	0.1	0.094	94	80-120	
Barium	mg/L	0.1	0.097	97	80-120	
Beryllium	mg/L	0.1	0.091	91	80-120	
Boron	mg/L	0.1	0.094	94	80-120	
Cadmium	mg/L	0.1	0.094	94	80-120	
Calcium	mg/L	1	1.0	105	80-120	
Chromium	mg/L	0.1	0.10	103	80-120	
Cobalt	mg/L	0.1	0.10	103	80-120	
Lead	mg/L	0.1	0.10	100	80-120	
Molybdenum	mg/L	0.1	0.10	101	80-120	
Selenium	mg/L	0.1	0.091	91	80-120	
Thallium	mg/L	0.1	0.10	100	80-120	2g

MATRIX SPIKE & MATRIX SPIKE DUPLICATE: 4957608 4957609

Parameter	Units	92818395004 Result	MS Spike Conc.	MSD Spike Conc.	MS Result	MSD Result	MS % Rec	MSD % Rec	% Rec Limits	RPD	Max RPD	Qual
Antimony	mg/L	ND	0.1	0.1	0.10	0.10	101	103	75-125	2	20	

Results presented on this page are in the units indicated by the "Units" column except where an alternate unit is presented to the right of the result.

REPORT OF LABORATORY ANALYSIS

This report shall not be reproduced, except in full,
without the written consent of Pace Analytical Services, LLC.

Pace Analytical Services, LLC
9800 Kincey Ave. Suite 100
Huntersville, NC 28078
(704)875-9092

QUALITY CONTROL DATA

Project: Plant Bowen AP-1 CA MONTH 2
Pace Project No.: 92818395

MATRIX SPIKE & MATRIX SPIKE DUPLICATE: 4957608 4957609

Parameter	Units	92818395004 Result	MS Spike Conc.	MSD Spike Conc.	MS Result	MSD Result	MS % Rec	MSD % Rec	% Rec Limits	RPD	Max RPD	Qual
Arsenic	mg/L	0.0031	0.1	0.1	0.091	0.094	88	91	75-125	3	20	
Barium	mg/L	0.080	0.1	0.1	0.18	0.18	102	104	75-125	2	20	
Beryllium	mg/L	ND	0.1	0.1	0.095	0.099	95	99	75-125	4	20	
Boron	mg/L	8.7	0.1	0.1	9.0	9.3	334	617	75-125	3	20	M1
Cadmium	mg/L	ND	0.1	0.1	0.090	0.092	90	92	75-125	2	20	
Calcium	mg/L	314	1	1	315	338	69	2430	75-125	7	20	M1
Chromium	mg/L	ND	0.1	0.1	0.095	0.097	95	97	75-125	2	20	
Cobalt	mg/L	0.0023J	0.1	0.1	0.094	0.097	92	95	75-125	3	20	
Lead	mg/L	ND	0.1	0.1	0.089	0.091	89	91	75-125	2	20	
Molybdenum	mg/L	0.0069J	0.1	0.1	0.10	0.10	94	98	75-125	3	20	
Selenium	mg/L	0.0055	0.1	0.1	0.091	0.094	85	88	75-125	3	20	
Thallium	mg/L	ND	0.1	0.1	0.087	0.090	87	90	75-125	3	20	2g

Results presented on this page are in the units indicated by the "Units" column except where an alternate unit is presented to the right of the result.

This report shall not be reproduced, except in full,
without the written consent of Pace Analytical Services, LLC.

Pace Analytical Services, LLC
9800 Kincey Ave. Suite 100
Huntersville, NC 28078
(704)875-9092

QUALITY CONTROL DATA

Project: Plant Bowen AP-1 CA MONTH 2
Pace Project No.: 92818395

QC Batch: 961107
QC Batch Method: EPA 7470A
Analysis Method: EPA 7470A
Analysis Description: WCOL 7470 Mercury
Laboratory: Pace Analytical Services - West Columbia
Associated Lab Samples: 92818395001, 92818395002, 92818395003, 92818395004, 92818395005, 92818395006, 92818395007, 92818395008

METHOD BLANK: 4938864
Matrix: Water
Associated Lab Samples: 92818395001, 92818395002, 92818395003, 92818395004, 92818395005, 92818395006, 92818395007, 92818395008

Parameter	Units	Blank Result	Reporting Limit	MDL	Analyzed	Qualifiers
Mercury	mg/L	0.00013J	0.00020	0.000091	09/19/25 02:15	

LABORATORY CONTROL SAMPLE: 4938865

Parameter	Units	Spike Conc.	LCS Result	LCS % Rec	% Rec Limits	Qualifiers
Mercury	mg/L	0.002	0.0021	103	80-120	

MATRIX SPIKE & MATRIX SPIKE DUPLICATE: 4938866 4938867

Parameter	Units	92818927007 Result	MS Spike Conc.	MSD Spike Conc.	MS Result	MSD Result	MS % Rec	MSD % Rec	% Rec Limits	RPD	Max RPD	Qual
Mercury	mg/L	ND	0.002	0.002	0.0022	0.0022	101	100	80-120	1	20	

Results presented on this page are in the units indicated by the "Units" column except where an alternate unit is presented to the right of the result.

REPORT OF LABORATORY ANALYSIS

This report shall not be reproduced, except in full,
without the written consent of Pace Analytical Services, LLC.

Pace Analytical Services, LLC
9800 Kincey Ave. Suite 100
Huntersville, NC 28078
(704)875-9092

QUALIFIERS

Project: Plant Bowen AP-1 CA MONTH 2
Pace Project No.: 92818395

DEFINITIONS

DF - Dilution Factor, if reported, represents the factor applied to the reported data due to dilution of the sample aliquot.

ND - Not Detected at or above adjusted reporting limit.

TNTC - Too Numerous To Count

J - Estimated concentration above the adjusted method detection limit and below the adjusted reporting limit.

MDL - Adjusted Method Detection Limit.

PQL - Practical Quantitation Limit.

RL - Reporting Limit - The lowest concentration value that meets project requirements for quantitative data with known precision and bias for a specific analyte in a specific matrix.

S - Surrogate

1,2-Diphenylhydrazine decomposes to and cannot be separated from Azobenzene using Method 8270. The result for each analyte is a combined concentration.

Consistent with EPA guidelines, unrounded data are displayed and have been used to calculate % recovery and RPD values.

LCS(D) - Laboratory Control Sample (Duplicate)

MS(D) - Matrix Spike (Duplicate)

DUP - Sample Duplicate

RPD - Relative Percent Difference

NC - Not Calculable.

SG - Silica Gel - Clean-Up

U - Indicates the compound was analyzed for, but not detected.

Acid preservation may not be appropriate for 2 Chloroethylvinyl ether.

A separate vial preserved to a pH of 4-5 is recommended in SW846 Chapter 4 for the analysis of Acrolein and Acrylonitrile by EPA Method 8260.

N-Nitrosodiphenylamine decomposes and cannot be separated from Diphenylamine using Method 8270. The result reported for each analyte is a combined concentration.

Reported results are not rounded until the final step prior to reporting. Therefore, calculated parameters that are typically reported as "Total" may vary slightly from the sum of the reported component parameters.

Pace Analytical is TNI accredited. Contact your Pace PM for the current list of accredited analytes.

TNI - The NELAC Institute.

WORKORDER QUALIFIERS

WO: 92818395

[1]	GEOSYNTEC
[2]	DO NOT DILUTE. MUST MEET REPORTING LIMITS. LET PM KNOW FIRST IF THERE ARE ISSUES.

ANALYTE QUALIFIERS

1g	Constant weight could not be achieved for this sample after 4 drying cycles. The final weight change was 0.0054 grams.
2g	The continuing calibration for this analyte is above laboratory acceptance limits. Analyte was greater than 10x the result in the associated blanks.
CU	The continuing calibration for this analyte is above laboratory acceptance limits. Analyte was not detected above the reporting limit in any of the associated samples.
M1	Matrix spike recovery exceeded QC limits. Batch accepted based on laboratory control sample (LCS) recovery.

This report shall not be reproduced, except in full,
without the written consent of Pace Analytical Services, LLC.

Pace Analytical Services, LLC
9800 Kincey Ave. Suite 100
Huntersville, NC 28078
(704)875-9092

QUALITY CONTROL DATA CROSS REFERENCE TABLE

Project: Plant Bowen AP-1 CA MONTH 2
Pace Project No.: 92818395

Lab ID	Sample ID	QC Batch Method	QC Batch	Analytical Method	Analytical Batch
92818395001	**BOW-PT-02**	3015	2603213	EPA 6020B	2603213
92818395002	**BOW-PT-04**	3015	2603213	EPA 6020B	2603213
92818395003	**BOW-PT-05**	3015	2603213	EPA 6020B	2603213
92818395004	**BOW-PT-06**	3015	2603213	EPA 6020B	2603213
92818395005	**BOW-INW-01**	3015	2603213	EPA 6020B	2603213
92818395006	**BOW-AP1-FD-01**	3015	2603213	EPA 6020B	2603213
92818395007	**BOW-AP1-FB-01**	3015	2603213	EPA 6020B	2603213
92818395008	**BOW-AP1-EB-01**	3015	2603213	EPA 6020B	2603213
92818395001	**BOW-PT-02**	SM 2320B-2021	960902		
92818395002	**BOW-PT-04**	SM 2320B-2021	960903		
92818395003	**BOW-PT-05**	SM 2320B-2021	960902		
92818395004	**BOW-PT-06**	SM 2320B-2021	960902		
92818395005	**BOW-INW-01**	SM 2320B-2021	961513		
92818395006	**BOW-AP1-FD-01**	SM 2320B-2021	960902		
92818395007	**BOW-AP1-FB-01**	SM 2320B-2021	960903		
92818395008	**BOW-AP1-EB-01**	SM 2320B-2021	960903		
92818395001	**BOW-PT-02**	SM 2540C-2020	961074		
92818395002	**BOW-PT-04**	SM 2540C-2020	961295		
92818395003	**BOW-PT-05**	SM 2540C-2020	961074		
92818395004	**BOW-PT-06**	SM 2540C-2020	961074		
92818395005	**BOW-INW-01**	SM 2540C-2020	961295		
92818395006	**BOW-AP1-FD-01**	SM 2540C-2020	961074		
92818395007	**BOW-AP1-FB-01**	SM 2540C-2020	961295		
92818395008	**BOW-AP1-EB-01**	SM 2540C-2020	961295		
92818395001	**BOW-PT-02**	EPA 300.0 Rev 2.1 1993	960656		
92818395002	**BOW-PT-04**	EPA 300.0 Rev 2.1 1993	960656		
92818395003	**BOW-PT-05**	EPA 300.0 Rev 2.1 1993	960656		
92818395004	**BOW-PT-06**	EPA 300.0 Rev 2.1 1993	960656		
92818395005	**BOW-INW-01**	EPA 300.0 Rev 2.1 1993	960656		
92818395006	**BOW-AP1-FD-01**	EPA 300.0 Rev 2.1 1993	960656		
92818395007	**BOW-AP1-FB-01**	EPA 300.0 Rev 2.1 1993	960656		
92818395008	**BOW-AP1-EB-01**	EPA 300.0 Rev 2.1 1993	960656		
92818395001	**BOW-PT-02**	EPA 3005A	964683	EPA 6020B	964922
92818395002	**BOW-PT-04**	EPA 3005A	964683	EPA 6020B	964922
92818395003	**BOW-PT-05**	EPA 3005A	964683	EPA 6020B	964922
92818395004	**BOW-PT-06**	EPA 3005A	964683	EPA 6020B	964922
92818395005	**BOW-INW-01**	EPA 3005A	964683	EPA 6020B	964922
92818395006	**BOW-AP1-FD-01**	EPA 3005A	964683	EPA 6020B	964922
92818395007	**BOW-AP1-FB-01**	EPA 3005A	964683	EPA 6020B	964922
92818395008	**BOW-AP1-EB-01**	EPA 3005A	964683	EPA 6020B	964922
92818395001	**BOW-PT-02**	EPA 7470A	961107	EPA 7470A	961539

This report shall not be reproduced, except in full,
without the written consent of Pace Analytical Services, LLC.

Pace Analytical Services, LLC
9800 Kincey Ave. Suite 100
Huntersville, NC 28078
(704)875-9092

QUALITY CONTROL DATA CROSS REFERENCE TABLE

Project: Plant Bowen AP-1 CA MONTH 2
Pace Project No.: 92818395

Lab ID	Sample ID	QC Batch Method	QC Batch	Analytical Method	Analytical Batch
92818395002	**BOW-PT-04**	EPA 7470A	961107	EPA 7470A	961539
92818395003	**BOW-PT-05**	EPA 7470A	961107	EPA 7470A	961539
92818395004	**BOW-PT-06**	EPA 7470A	961107	EPA 7470A	961539
92818395005	**BOW-INW-01**	EPA 7470A	961107	EPA 7470A	961539
92818395006	**BOW-AP1-FD-01**	EPA 7470A	961107	EPA 7470A	961539
92818395007	**BOW-AP1-FB-01**	EPA 7470A	961107	EPA 7470A	961539
92818395008	**BOW-AP1-EB-01**	EPA 7470A	961107	EPA 7470A	961539

This report shall not be reproduced, except in full,
without the written consent of Pace Analytical Services, LLC.

Pace® Location Requested (City/State):

Pace Analytical Charlotte
9800 Kincey Ave. Suite 100, Huntersville, NC 28078

CHAIN-OF-CUSTODY Analytical Request Document

Chain-of-Custody is a LEGAL DOCUMENT - Complete all relevant fields

WO# : 92818395

92818395

Company Name: Georgie Power - Bowen
Street Address:
241 Ralph McGill Blvd NE, Bin 10160, Atlanta, GA 30308

Customer Project #:
Project Name:
Bowen AP-1 CA Month 2
Site Collection Info/Facility ID (as applicable):

Contact/Report To: Kristen Jurinko, Mintao Lu, Marty Crook
Phone #: (470) 217-0008
E-Mail: knjurink@southernco.com
Cc E-Mail: Laura Midkiff, Ben Hodges, Mike Smilley, Noelle Gangl

Invoice to: Account Payable
Invoice E-mail:
georgiapowerinvoices@southernco.com
Purchase Order # (if applicable): GPC95642-0007
Quote #:

Time Zone Collected: [ ] AK [ ] PT [ ] MT [ ] CT [X] ET

County / State origin of sample(s): Georgia

Data Deliverables:
[ ] Level II [ ] Level III [ ] Level IV
[ ] EQUIS
[ ] Other_____

Regulatory Program (DW, RCRA, etc.) as applicable: Reportable [ ] Yes [ ] No

Rush (Pre-approval required):
[ ] Same Day [ ] 1 Day [ ] 2 Day [ ] 3 Day Other _____
Date Results Requested:

DW PWSID # or WW Permit # as applicable:
Field Filtered (if applicable): [ ] Yes [ ] No
Analysis:

*Matrix Codes (Insert in Matrix box below): Drinking Water (DW), Ground Water (GW), Wastewater (WW), Product (P), Soil/Solid (SS), Oil (OL), Wipe (WP), Tissue (TS), Bioassay (B), Vapor (V), Surface Water (SW), Sediment (SED), Sludge (SL), Caulk (CK), Leachate (LL), Biosolid (BS), Other (OT)

Specify Container Size **: 3 | 2 | 3 | 3 | 3
Identify Container Preservative Type***: 1 | 1 | 1 | 2 | 2

**Container Size: (1) 1L, (2) 500mL, (3) 250mL, (4) 125mL, (5) 100mL, (6) 40mL vial, (7) EnCore, (8) TerraCore, (9) 90mL, (10) Other

*** Preservative Types: (1) None, (2) HNO3, (3) H2SO4, (4) HCl, (5) NaOH, (6) Zn Acetate, (7) NaHSO4, (8) Sod Thiosulfate, (9) Ascorbic Acid, (10) MeOH, (11) Other

Lab Use Only
Proj. Mgr: Bonnie Vang
AcctNum / Client ID:
Table #:
Profile / Template: 18507
Prelog / Bottle Ord. ID: EZ 3296139

Customer Sample ID	Matrix*	Comp / Grab	Composite Start Date	Composite Start Time	Collected or Composite End Date	Collected or Composite End Time	# Cont.	Residual Chlorine Result	Residual Chlorine Units	2320B Total Alkalinity, Bicarbonate Alkalinity	2540C Total Dissolved Solids	300.0-F-,SO4 2-, Cl-	*Appendix III, IV	Sample Comment	Preservation non-conformance identified for sample.
BOW-PT-02	WG	G			9/11/25	1501	5			X	X	X	X		
BOW-PT-04	WG	G			9/15/25	1103	5			X	X	X	X		
BOW-PT-05	WG	G			9/11/25	1300	5			X	X	X	X		
BOW-PT-06	WG	G			9/11/25	1109	5			X	X	X	X		
BOW-INW-01	WG	G			9/15/25	1241	5			X	X	X	X		
BOW-AP1-FD-01	WG	G			9/11/25	—	5			X	X	X	X		
BOW-AP1-FB-01	WQ	G			9/15/25	1356	5			X	X	X	X		
BOW-AP1-EB-01	WQ	G			9/15/25	1348	5			X	X	X	X		

Additional Instructions from Pace®:
Task Code: BOW-CCR-CA-20250911
*Appendix III: Boron, Calcium, Chloride, Fluoride, Sulfate, TDS
*Appendix IV: Antimony, Arsenic, Barium, Beryllium, Cadmium, Chromium, Cobalt, Fluoride, Lead, Lithium, Mercury, Molybdenum, Selenium, Thallium.

Collected By: William Laaker, Jay Siewert, Natalie Piparo, Shannon Northen
Printed Name
Signature
ENSAFE

Customer Remarks / Special Conditions / Possible Hazards:
Coolers: Thermometer ID: Correction Factor (°C): Obs. Temp. (°C): Corrected Temp. (°C): [ ] On Ice

Relinquished by/Company: (Signature)	Date/Time:	Received by/Company: (Signature)	Date/Time:	Tracking Number:
EnSafe	9/15/25 1603		9/15 1603	
Relinquished by/Company: (Signature)	Date/Time:	Received by/Company: (Signature)	Date/Time:	Delivered by: [ ] In-Person [ ] Courier [ ] FedEX [ ] UPS [ ] Other
Relinquished by/Company: (Signature)	Date/Time:	Received by/Company: (Signature)	Date/Time:	
Relinquished by/Company: (Signature)	Date/Time:	Received by/Company: (Signature)	Date/Time:	Page: 1 of 1

Submitting a sample via this chain of custody constitutes acknowledgment and acceptance of the Pace® Terms and Conditions found at https://www.pacelabs.com/resource-library/resource/pace-terms-and-conditions/

ENV-FRM-CORQ-0019_v02_110123 ©

DC#_Title: ENV-FRM-HUN1-0083 v05_Sample Condition Upon Receipt

Effective Date: 05/24/2024

Laboratory receiving samples:
Asheville ☐ Eden ☐ Greenwood ☐ Huntersville ☐ Raleigh ☐ Mechanicsville ☐ Atlanta ☑ Kernersville ☐

Sample Condition Upon Receipt

Client Name: Gx Power

Project:

WO#: 92818395
PM: BV Due Date: 09/30/25
CLIENT: 92-GP-BOWLF

Courier: ☐ Commercial ☐ Fed Ex ☐ UPS ☐ USPS ☐ Client ☐ Pace ☐ Other:____

Custody Seal Present? ☐ Yes ☑ No Seals Intact? ☐ Yes ☐ No ☑ N/A

Date/Initials Person Examining Contents: 9/15 SM

Packing Material: ☑ Bubble Wrap ☐ Bubble Bags ☐ None ☐ Other

Biological Tissue Frozen? ☐ Yes ☐ No ☑ N/A

Thermometer: ☐ IR Gun ID: 73N

Type of Ice: ☑ Wet ☐ Blue ☐ None

Cooler Temp: 5.0

Correction Factor: Add/Subtract (°C) 0.0

Temp should be above freezing to 6°C
☐ Samples out of temp criteria. Samples on ice, cooling process has begun

Cooler Temp Corrected (°C): 5.0

USDA Regulated Soil (☐ N/A, water sample)

Did samples originate in a quarantine zone within the United States: CA, NY, or SC (check maps)? ☐ Yes ☐ No

Did samples originate from a foreign source (internationally, including Hawaii and Puerto Rico)? ☐ Yes ☐ No

				Comments/Discrepancy:
Chain of Custody Present?	☑ Yes	☐ No	☐ N/A	1.
Samples Arrived within Hold Time?	☑ Yes	☐ No	☐ N/A	2.
Short Hold Time Analysis (<72 hr.)?	☐ Yes	☑ No	☐ N/A	3.
Rush Turn Around Time Requested?	☐ Yes	☑ No	☐ N/A	4.
Sufficient Volume?	☑ Yes	☐ No	☐ N/A	5.
Correct Containers Used?	☑ Yes	☐ No	☐ N/A	6.
-Pace Containers Used?	☑ Yes	☐ No	☐ N/A	
Containers Intact?	☑ Yes	☐ No	☐ N/A	7.
Dissolved analysis: Samples Field Filtered?	☐ Yes	☐ No	☑ N/A	8.
Sample Labels Match COC? -Includes Date/Time/ID/Analysis Matrix: W	☑ Yes	☐ No	☐ N/A	9.
Headspace in VOA Vials (>5-6mm)?	☐ Yes	☐ No	☑ N/A	10.
Trip Blank Present?	☐ Yes	☐ No	☑ N/A	11.
Trip Blank Custody Seals Present?	☐ Yes	☐ No	☑ N/A	

Field Data Required? ☐ Yes ☐ No

COMMENTS/SAMPLE DISCREPANCY

Lot ID of split containers:

CLIENT NOTIFICATION/RESOLUTION

Person contacted: Date/Time:

Project Manager SCURF Review: Date:

Project Manager SRF Review: Date:

DC#_Title: ENV-FRM-HUN1-0083 v05_Sample Condition Upon Receipt

Effective Date: 05/24/2024

WO# : 92818395

PM: BV **Due Date: 09/30/25**

CLIENT: 92-GP-BOWLF

*Check mark top half of box if pH and/or dechlorination is verified and within the acceptance range for preservation samples.

Exceptions: VOA, Coliform, TOC, Oil and Grease, DRO/8015 (water) DOC, LLHg

**Bottom half of box is to list number of bottles

***Check all unpreserved Nitrates for chlorine

Laboratory Receiving Location: Asheville ☐ Eden ☐ Greenwood ☐ Huntersville ☐ Raleigh ☐ Mechanicsville ☐ Atlanta ☐ Kernersville ☐

Client_____ Profile/EZ (Circle one)_____ Notes_____

Item#	BP4U-125 mL Plastic Unpreserved (N/A) (Cl-)	BP3U-250 mL Plastic Unpreserved (N/A)	BP2U-500 mL Plastic Unpreserved (N/A)	BP1U-1 liter Plastic Unpreserved (N/A)		BP4S-125 mL Plastic H2SO4 (pH < 2) (Cl-)	DP3N-250 mL plastic HNO3 (pH < 2)	BP4Z-125 mL Plastic ZN Acetate & NaOH (>9)	BP4B-125 mL Plastic NaOH (pH > 12) (Cl-)	WGFU-Wide-mouthed Glass Jar Unpreserved	AG1U-1 liter Amber Unpreserved (N/A) (Cl-)	AG1H-1 liter Amber HCl (pH < 2)	AG3U-250 mL Amber Unpreserved (N/A) (Cl-)	AG1S-1 liter Amber H2SO4 (pH < 2)	AG3S-250 mL Amber H2SO4 (pH < 2)	DG94-40 mL Amber NH4Cl (N/A)(Cl-)	DG9H-40 mL VOA HCl (N/A)	VG9T-40 mL VOA Na2S2O3 (N/A)	VG9U-40 mL VOA Unpreserved (N/A)	DG9V-40 mL VOA H3PO4 (N/A)	KP7U-50 mL Plastic Unpreserved (N/A)	V/GK (3 vials per kit)-VPH/Gas kit (N/A)	SPST-125 mL Sterile Plastic (N/A – lab)	SP2T-250 mL Sterile Plastic (N/A – lab)		BP3R-250 mL Plastic (NH2)2SO4 (9.3-9.7)	AG0U-100 mL Amber Unpreserved (N/A) (Cl-)	VSGU-20 mL Scintillation vials (N/A)	DG0U-40 mL Amber Unpreserved vials (N/A)
CC																														
1		2	1				2																							
2		2	1				2																							
3		2	1				2																							
4		2	1				2																							
5		2	1				2																							
6		2	1				2																							
7		2	1				2																							
8		2	1				2																							
9																														
10																														
11																														
12																														

pH Adjustment Log for Preserved Samples

Sample ID	Type of Preservative	pH upon receipt	Date preservation adjusted	Time preservation adjusted	Amount of Preservative added	Lot #

Note: Whenever there is a discrepancy affecting North Carolina compliance samples, a copy of this form will be sent to the North Carolina DENR Certification Office (i.e. Out of hold, incorrect preservative, out of temp, incorrect containers.

Pace Analytical Services, LLC
9800 Kincey Ave. Suite 100
Huntersville, NC 28078
(704)875-9092

November 14, 2025

Kristen Jurinko
Southern Co.
241 Ralph McGill Blvd NE
Bin 10160
Atlanta, GA 30308

RE: Project: Bowen AP-1 CA Month 3
Pace Project No.: 92824343

Dear Kristen Jurinko:

Enclosed are the analytical results for sample(s) received by the laboratory on October 17, 2025. The results relate only to the samples included in this report. Results reported herein conform to the applicable TNI/NELAC Standards and the laboratory's Quality Manual, where applicable, unless otherwise noted in the body of the report.

The test results provided in this final report were generated by each of the following laboratories within the Pace Network:

- Pace National - Mt. Juliet
- Pace Analytical Services - Asheville
- Pace Analytical Services - West Columbia

If you have any questions concerning this report, please feel free to contact me.

Sincerely,

Bonnie Vang

Bonnie Vang
bonnie.vang@pacelabs.com
704-977-0968
Project Manager

Enclosures

cc: Marty Crook, Geosyntec Consultants
Whitney Law, Geosyntec
Mintao Lu, Geosyntec
Laura Midkiff, Southern Co.
Caroline Nelson, Geosyntec
Kevin Stephenson, Southern Company

This report shall not be reproduced, except in full,
without the written consent of Pace Analytical Services, LLC.

Pace Analytical Services, LLC
9800 Kincey Ave. Suite 100
Huntersville, NC 28078
(704)875-9092

CERTIFICATIONS

Project: Bowen AP-1 CA Month 3
Pace Project No.: 92824343

Pace Analytical Services National
12065 Lebanon Road, Mt. Juliet, TN 37122
Alabama Certification #: 40660
Alaska Certification 17-026
Arizona Certification #: AZ0612
Arkansas Certification #: 88-0469
California Certification #: 2932
Canada Certification #: 1461.01
Colorado Certification #: TN00003
Connecticut Certification #: PH-0197
DOD Certification: #1461.01
EPA# TN00003
Florida Certification #: E87487
Georgia DW Certification #: 923
Georgia Certification: NELAP
Idaho Certification #: TN00003
Illinois Certification #: 200008
Indiana Certification #: C-TN-01
Iowa Certification #: 364
Kansas Certification #: E-10277
Kentucky UST Certification #: 16
Kentucky Certification #: 90010
Louisiana Certification #: AI30792
Louisiana DW Certification #: LA180010
Maine Certification #: TN0002
Maryland Certification #: 324
Massachusetts Certification #: M-TN003
Michigan Certification #: 9958
Minnesota Certification #: 047-999-395
Mississippi Certification #: TN00003
Missouri Certification #: 340
Montana Certification #: CERT0086
Nebraska Certification #: NE-OS-15-05
Nevada Certification #: TN-03-2002-34
New Hampshire Certification #: 2975
New Jersey Certification #: TN002
New Mexico DW Certification
New York Certification #: 11742
North Carolina Aquatic Toxicity Certification #: 41
North Carolina Drinking Water Certification #: 21704
North Carolina Environmental Certificate #: 375
North Dakota Certification #: R-140
Ohio VAP Certification #: CL0069
Oklahoma Certification #: 9915
Oregon Certification #: TN200002
Pennsylvania Certification #: 68-02979
Rhode Island Certification #: LAO00356
South Carolina Certification #: 84004
South Dakota Certification
Tennessee DW/Chem/Micro Certification #: 2006
Texas Certification #: T 104704245-17-14
Texas Mold Certification #: LAB0152
USDA Soil Permit #: P330-15-00234
Utah Certification #: TN00003
Vermont Dept. of Health: ID# VT-2006
Virginia Certification #: VT2006
Virginia Certification #: 460132
Washington Certification #: C847
West Virginia Certification #: 233
Wisconsin Certification #: 998093910
Wyoming UST Certification #: via A2LA 2926.01
A2LA-ISO 17025 Certification #: 1461.01
A2LA-ISO 17025 Certification #: 1461.02
AIHA-LAP/LLC EMLAP Certification #:100789

Pace Analytical Services Asheville
2225 Riverside Drive, Asheville, NC 28804
Florida/NELAP Certification #: E87648
North Carolina Drinking Water Certification #: 37712
North Carolina Wastewater Certification #: 40
South Carolina Laboratory ID: 99030
South Carolina Certification #: 99030001
Virginia/VELAP Certification #: 460222

Pace Analytical Services West Columbia
106 Vantage Point Drive, West Columbia, SC 29172
Alaska Dept. of Energy Conservation, Cert# 20-002
California ELAP, cert# 3049
DoD, DoD QSM V5.4, cert# I.2224
DOE, DoD/DOE QSM V5.4, cert# I.2224.01
Florida, Dept. of Health, cert# E87653-70
Georgia, Env. Protection Division, cert# E87653
Illinois, EPA NELAP, cert# 2000552024-9
Kansas, Dept. of Health and Environment, cert# E-10417
Kentucky, Dept. for Env. Protection, UST, cert# 103582
Kentucky, Dept. for Env. Protection, cert# 98037
Louisiana, Dept. of Environmental Quality, cert# 5125
North Carolina, DEQ, Water Resources, cert# 329
New Jersey, Dept. of Env. Protection, cert# NLC 240005
Oklahoma, Dept. of Env. Quality, cert# 2023-175
Oregon, ELAP, cert# 4181-006
Pennsylvania, Dept. of Env. Protection, cert# 003
South Carolina, Dept. of Env. Services, cert# 32010001
Texas, Commission on Env. Quality, cert# TX-C24-00083
Virginia, Dept. of General Services, cert# 13080
Wisconsin, Dept. of Natural Resources, cert# 399136100

This report shall not be reproduced, except in full,
without the written consent of Pace Analytical Services, LLC.

Pace Analytical Services, LLC
9800 Kincey Ave. Suite 100
Huntersville, NC 28078
(704)875-9092

SAMPLE SUMMARY

Project: Bowen AP-1 CA Month 3
Pace Project No.: 92824343

Lab ID	Sample ID	Matrix	Date Collected	Date Received
92824343001	**BOW-PT-02**	Water	10/16/25 11:15	10/17/25 09:16
92824343002	**BOW-PT-04**	Water	10/16/25 11:54	10/17/25 09:16
92824343003	**BOW-PT-05**	Water	10/15/25 13:27	10/17/25 09:16
92824343004	**BOW-PT-06**	Water	10/15/25 11:50	10/17/25 09:16
92824343005	**BOW-INW-01**	Water	10/15/25 15:10	10/17/25 09:16
92824343006	**BOW-AP1-FD-01**	Water	10/16/25 00:00	10/17/25 09:16
92824343007	**BOW-AP1-FB-01**	Water	10/16/25 12:57	10/17/25 09:16
92824343008	**BOW-AP1-EB-01**	Water	10/16/25 13:07	10/17/25 09:16

This report shall not be reproduced, except in full,
without the written consent of Pace Analytical Services, LLC.

Pace Analytical Services, LLC
9800 Kincey Ave. Suite 100
Huntersville, NC 28078
(704)875-9092

SAMPLE ANALYTE COUNT

Project: Bowen AP-1 CA Month 3
Pace Project No.: 92824343

Lab ID	Sample ID	Method	Analysts	Analytes Reported	Laboratory
92824343001	**BOW-PT-02**	EPA 6020B	UNP	1	PAN
		SM 2320B-2021	MDW	2	PASI-A
		SM 2540C-2020	ACE	1	PASI-A
		SM 4500-S2D-2021	JP1	1	PASI-A
		EPA 300.0 Rev 2.1 1993	JCM	3	PASI-A
		EPA 6020B	BW	18	PASI-WC
		EPA 7470A	KAJ1	1	PASI-WC
92824343002	**BOW-PT-04**	EPA 6020B	UNP	1	PAN
		SM 2320B-2021	MDW	2	PASI-A
		SM 2540C-2020	ACE	1	PASI-A
		SM 4500-S2D-2021	JP1	1	PASI-A
		EPA 300.0 Rev 2.1 1993	JCM	3	PASI-A
		EPA 6020B	BW	18	PASI-WC
		EPA 7470A	KAJ1	1	PASI-WC
92824343003	**BOW-PT-05**	EPA 6020B	UNP	1	PAN
		SM 2320B-2021	SMS	2	PASI-A
		SM 2540C-2020	CMW1	1	PASI-A
		SM 4500-S2D-2021	JP1	1	PASI-A
		EPA 300.0 Rev 2.1 1993	JCM	3	PASI-A
		EPA 6020B	BW	18	PASI-WC
		EPA 7470A	KAJ1	1	PASI-WC
92824343004	**BOW-PT-06**	EPA 6020B	UNP	1	PAN
		SM 2320B-2021	SMS	2	PASI-A
		SM 2540C-2020	CMW1	1	PASI-A
		SM 4500-S2D-2021	JP1	1	PASI-A
		EPA 300.0 Rev 2.1 1993	JCM	3	PASI-A
		EPA 6020B	BW	18	PASI-WC
		EPA 7470A	KAJ1	1	PASI-WC
92824343005	**BOW-INW-01**	EPA 6020B	UNP	1	PAN
		SM 2320B-2021	SMS	2	PASI-A
		SM 2540C-2020	CMW1	1	PASI-A
		SM 4500-S2D-2021	JP1	1	PASI-A
		EPA 300.0 Rev 2.1 1993	JCM	3	PASI-A
		EPA 6020B	BW	18	PASI-WC
		EPA 7470A	KAJ1	1	PASI-WC
92824343006	**BOW-AP1-FD-01**	EPA 6020B	UNP	1	PAN
		SM 2320B-2021	MDW	2	PASI-A

This report shall not be reproduced, except in full,
without the written consent of Pace Analytical Services, LLC.

Pace Analytical Services, LLC
9800 Kincey Ave. Suite 100
Huntersville, NC 28078
(704)875-9092

SAMPLE ANALYTE COUNT

Project: Bowen AP-1 CA Month 3
Pace Project No.: 92824343

Lab ID	Sample ID	Method	Analysts	Analytes Reported	Laboratory
		SM 2540C-2020	ACE	1	PASI-A
		SM 4500-S2D-2021	JP1	1	PASI-A
		EPA 300.0 Rev 2.1 1993	JCM	3	PASI-A
		EPA 6020B	BW	18	PASI-WC
		EPA 7470A	KAJ1	1	PASI-WC
92824343007	**BOW-AP1-FB-01**	EPA 6020B	UNP	1	PAN
		SM 2320B-2021	MDW	2	PASI-A
		SM 2540C-2020	ACE	1	PASI-A
		SM 4500-S2D-2021	JP1	1	PASI-A
		EPA 300.0 Rev 2.1 1993	JCM	3	PASI-A
		EPA 6020B	BW	18	PASI-WC
		EPA 7470A	KAJ1	1	PASI-WC
92824343008	**BOW-AP1-EB-01**	EPA 6020B	UNP	1	PAN
		SM 2320B-2021	MDW	2	PASI-A
		SM 2540C-2020	ACE	1	PASI-A
		SM 4500-S2D-2021	JP1	1	PASI-A
		EPA 300.0 Rev 2.1 1993	JCM	3	PASI-A
		EPA 6020B	BW	18	PASI-WC
		EPA 7470A	KAJ1	1	PASI-WC

PAN = Pace National - Mt. Juliet
PASI-A = Pace Analytical Services - Asheville
PASI-WC = Pace Analytical Services - West Columbia

This report shall not be reproduced, except in full,
without the written consent of Pace Analytical Services, LLC.

Pace Analytical Services, LLC
9800 Kincey Ave. Suite 100
Huntersville, NC 28078
(704)875-9092

SUMMARY OF DETECTION

Project: Bowen AP-1 CA Month 3
Pace Project No.: 92824343

Lab Sample ID Method	Client Sample ID Parameters	Result	Units	Report Limit	Analyzed	Qualifiers
92824343001	**BOW-PT-02**					
EPA 6020B	Lithium	0.00832	mg/L	0.00200	11/13/25 16:08	
SM 2320B-2021	Alkalinity,Bicarbonate (CaCO3)	271	mg/L	5.0	10/28/25 15:33	
SM 2320B-2021	Alkalinity, Total(CaCO3) pH4.5	271	mg/L	5.0	10/28/25 15:33	
SM 2540C-2020	Total Dissolved Solids	890	mg/L	125	10/22/25 12:39	
EPA 300.0 Rev 2.1 1993	Chloride	169	mg/L	4.0	10/19/25 14:32	
EPA 300.0 Rev 2.1 1993	Fluoride	0.26	mg/L	0.10	10/19/25 06:25	
EPA 300.0 Rev 2.1 1993	Sulfate	193	mg/L	4.0	10/19/25 14:32	
EPA 6020B	Barium	0.027	mg/L	0.0050	11/06/25 09:37	
EPA 6020B	Boron	6.2	mg/L	1.0	11/06/25 12:53	
EPA 6020B	Cadmium	0.00014J	mg/L	0.00050	11/06/25 09:37	
EPA 6020B	Calcium	212	mg/L	10.0	11/06/25 12:53	
EPA 6020B	Iron	0.37	mg/L	0.040	11/06/25 09:37	
EPA 6020B	Magnesium	34.4	mg/L	1.2	11/06/25 12:53	
EPA 6020B	Manganese	0.44	mg/L	0.12	11/06/25 12:53	
EPA 6020B	Molybdenum	0.032	mg/L	0.010	11/06/25 09:37	
EPA 6020B	Potassium	7.4	mg/L	0.40	11/06/25 09:37	
EPA 6020B	Selenium	0.0026J	mg/L	0.0050	11/06/25 09:37	
EPA 6020B	Sodium	58.2	mg/L	10.0	11/06/25 12:53	
EPA 6020B	Thallium	0.00038J	mg/L	0.00050	11/06/25 09:37	
92824343002	**BOW-PT-04**					
EPA 6020B	Lithium	0.00579	mg/L	0.00200	11/13/25 16:11	
SM 2320B-2021	Alkalinity,Bicarbonate (CaCO3)	205	mg/L	5.0	10/28/25 15:44	
SM 2320B-2021	Alkalinity, Total(CaCO3) pH4.5	205	mg/L	5.0	10/28/25 15:44	
SM 2540C-2020	Total Dissolved Solids	970	mg/L	125	10/22/25 12:39	
EPA 300.0 Rev 2.1 1993	Chloride	204	mg/L	5.0	10/19/25 14:49	
EPA 300.0 Rev 2.1 1993	Fluoride	0.20	mg/L	0.10	10/19/25 07:16	
EPA 300.0 Rev 2.1 1993	Sulfate	230	mg/L	5.0	10/19/25 14:49	
EPA 6020B	Arsenic	0.0017J	mg/L	0.0020	11/06/25 09:46	
EPA 6020B	Barium	0.048	mg/L	0.0050	11/06/25 09:46	
EPA 6020B	Boron	6.8	mg/L	1.0	11/06/25 13:02	
EPA 6020B	Calcium	199	mg/L	10.0	11/06/25 13:02	
EPA 6020B	Cobalt	0.0041J	mg/L	0.0050	11/06/25 09:46	
EPA 6020B	Iron	0.68	mg/L	0.040	11/06/25 09:46	
EPA 6020B	Magnesium	48.6	mg/L	1.2	11/06/25 13:02	
EPA 6020B	Manganese	0.54	mg/L	0.12	11/06/25 13:02	
EPA 6020B	Molybdenum	0.018	mg/L	0.010	11/06/25 09:46	
EPA 6020B	Potassium	8.2	mg/L	0.40	11/06/25 09:46	
EPA 6020B	Selenium	0.0023J	mg/L	0.0050	11/06/25 09:46	
EPA 6020B	Sodium	58.7	mg/L	10.0	11/06/25 13:02	
EPA 6020B	Thallium	0.00071	mg/L	0.00050	11/06/25 09:46	
92824343003	**BOW-PT-05**					
EPA 6020B	Lithium	0.00584	mg/L	0.00200	11/13/25 16:14	
SM 2320B-2021	Alkalinity,Bicarbonate (CaCO3)	282	mg/L	5.0	10/27/25 16:11	
SM 2320B-2021	Alkalinity, Total(CaCO3) pH4.5	282	mg/L	5.0	10/27/25 16:11	
SM 2540C-2020	Total Dissolved Solids	898	mg/L	50.0	10/21/25 15:42	
EPA 300.0 Rev 2.1 1993	Chloride	119	mg/L	4.0	10/19/25 15:06	

This report shall not be reproduced, except in full,
without the written consent of Pace Analytical Services, LLC.

Pace Analytical Services, LLC
9800 Kincey Ave. Suite 100
Huntersville, NC 28078
(704)875-9092

SUMMARY OF DETECTION

Project: Bowen AP-1 CA Month 3
Pace Project No.: 92824343

Lab Sample ID Method	Client Sample ID Parameters	Result	Units	Report Limit	Analyzed	Qualifiers
92824343003	**BOW-PT-05**					
EPA 300.0 Rev 2.1 1993	Fluoride	0.24	mg/L	0.10	10/19/25 07:33	
EPA 300.0 Rev 2.1 1993	Sulfate	200	mg/L	4.0	10/19/25 15:06	
EPA 6020B	Barium	0.035	mg/L	0.0050	11/06/25 09:55	
EPA 6020B	Boron	5.7	mg/L	1.0	11/06/25 13:11	
EPA 6020B	Calcium	205	mg/L	10.0	11/06/25 13:11	
EPA 6020B	Cobalt	0.0067	mg/L	0.0050	11/06/25 09:55	
EPA 6020B	Iron	0.34	mg/L	0.040	11/06/25 09:55	
EPA 6020B	Magnesium	37.0	mg/L	1.2	11/06/25 13:11	
EPA 6020B	Manganese	0.84	mg/L	0.12	11/06/25 13:11	
EPA 6020B	Molybdenum	0.028	mg/L	0.010	11/06/25 09:55	
EPA 6020B	Potassium	6.8	mg/L	0.40	11/06/25 09:55	
EPA 6020B	Sodium	20.0	mg/L	0.40	11/06/25 09:55	
EPA 6020B	Thallium	0.00062	mg/L	0.00050	11/06/25 09:55	
92824343004	**BOW-PT-06**					
EPA 6020B	Lithium	0.00514	mg/L	0.00200	11/13/25 16:17	
SM 2320B-2021	Alkalinity,Bicarbonate (CaCO3)	153	mg/L	5.0	10/27/25 16:19	
SM 2320B-2021	Alkalinity, Total(CaCO3) pH4.5	153	mg/L	5.0	10/27/25 16:19	
SM 2540C-2020	Total Dissolved Solids	1920	mg/L	250	10/21/25 15:42	
SM 4500-S2D-2021	Sulfide	0.029J	mg/L	0.10	10/18/25 03:27	
EPA 300.0 Rev 2.1 1993	Chloride	487	mg/L	11.0	10/19/25 15:22	M1
EPA 300.0 Rev 2.1 1993	Fluoride	0.13	mg/L	0.10	10/19/25 07:50	
EPA 300.0 Rev 2.1 1993	Sulfate	361	mg/L	11.0	10/19/25 15:22	M1
EPA 6020B	Arsenic	0.0041	mg/L	0.0020	11/06/25 10:04	
EPA 6020B	Barium	0.082	mg/L	0.0050	11/06/25 10:04	
EPA 6020B	Boron	8.8	mg/L	2.0	11/06/25 13:20	
EPA 6020B	Calcium	351	mg/L	20.0	11/06/25 13:20	
EPA 6020B	Cobalt	0.0020J	mg/L	0.0050	11/06/25 10:04	
EPA 6020B	Iron	2.6	mg/L	0.040	11/06/25 10:04	
EPA 6020B	Magnesium	85.4	mg/L	2.5	11/06/25 13:20	
EPA 6020B	Manganese	0.82	mg/L	0.25	11/06/25 13:20	
EPA 6020B	Molybdenum	0.0074J	mg/L	0.010	11/06/25 10:04	
EPA 6020B	Potassium	11.9	mg/L	0.40	11/06/25 10:04	
EPA 6020B	Selenium	0.0058	mg/L	0.0050	11/06/25 10:04	
EPA 6020B	Sodium	65.0	mg/L	20.0	11/06/25 13:20	
EPA 7470A	Mercury	0.00020J	mg/L	0.00020	10/22/25 01:17	
92824343005	**BOW-INW-01**					
EPA 6020B	Lithium	0.00737	mg/L	0.00200	11/13/25 16:21	
SM 2320B-2021	Alkalinity,Bicarbonate (CaCO3)	283	mg/L	5.0	10/27/25 17:16	
SM 2320B-2021	Alkalinity, Total(CaCO3) pH4.5	283	mg/L	5.0	10/27/25 17:16	M1
SM 2540C-2020	Total Dissolved Solids	1060	mg/L	125	10/21/25 15:42	
EPA 300.0 Rev 2.1 1993	Chloride	166	mg/L	5.0	10/19/25 16:12	
EPA 300.0 Rev 2.1 1993	Fluoride	0.26	mg/L	0.10	10/19/25 08:40	
EPA 300.0 Rev 2.1 1993	Sulfate	209	mg/L	5.0	10/19/25 16:12	
EPA 6020B	Barium	0.050	mg/L	0.0050	11/06/25 10:13	
EPA 6020B	Boron	6.8	mg/L	2.0	11/06/25 13:29	
EPA 6020B	Calcium	218	mg/L	20.0	11/06/25 13:29	

This report shall not be reproduced, except in full,
without the written consent of Pace Analytical Services, LLC.

Pace Analytical Services, LLC
9800 Kincey Ave. Suite 100
Huntersville, NC 28078
(704)875-9092

SUMMARY OF DETECTION

Project: Bowen AP-1 CA Month 3
Pace Project No.: 92824343

Lab Sample ID Method	Client Sample ID Parameters	Result	Units	Report Limit	Analyzed	Qualifiers
92824343005	**BOW-INW-01**					
EPA 6020B	Cobalt	0.0018J	mg/L	0.0050	11/06/25 10:13	
EPA 6020B	Iron	0.38	mg/L	0.040	11/06/25 10:13	
EPA 6020B	Magnesium	35.3	mg/L	2.5	11/06/25 13:29	
EPA 6020B	Manganese	0.51	mg/L	0.25	11/06/25 13:29	
EPA 6020B	Molybdenum	0.024	mg/L	0.010	11/06/25 10:13	
EPA 6020B	Potassium	9.3	mg/L	0.40	11/06/25 10:13	
EPA 6020B	Selenium	0.0017J	mg/L	0.0050	11/06/25 10:13	
EPA 6020B	Sodium	68.5	mg/L	20.0	11/06/25 13:29	
EPA 6020B	Thallium	0.00049J	mg/L	0.00050	11/06/25 10:13	
EPA 7470A	Mercury	0.00022	mg/L	0.00020	10/22/25 01:19	
92824343006	**BOW-AP1-FD-01**					
EPA 6020B	Lithium	0.00849	mg/L	0.00200	11/13/25 16:24	
SM 2320B-2021	Alkalinity,Bicarbonate (CaCO3)	271	mg/L	5.0	10/28/25 15:53	
SM 2320B-2021	Alkalinity, Total(CaCO3) pH4.5	271	mg/L	5.0	10/28/25 15:53	
SM 2540C-2020	Total Dissolved Solids	880	mg/L	125	10/22/25 12:39	
EPA 300.0 Rev 2.1 1993	Chloride	169	mg/L	4.0	10/19/25 16:29	
EPA 300.0 Rev 2.1 1993	Fluoride	0.26	mg/L	0.10	10/19/25 08:57	
EPA 300.0 Rev 2.1 1993	Sulfate	193	mg/L	4.0	10/19/25 16:29	
EPA 6020B	Barium	0.028	mg/L	0.0050	11/06/25 10:22	
EPA 6020B	Boron	6.3	mg/L	2.0	11/06/25 13:38	
EPA 6020B	Cadmium	0.00015J	mg/L	0.00050	11/06/25 10:22	
EPA 6020B	Calcium	214	mg/L	20.0	11/06/25 13:38	
EPA 6020B	Iron	0.37	mg/L	0.040	11/06/25 10:22	
EPA 6020B	Magnesium	34.2	mg/L	2.5	11/06/25 13:38	
EPA 6020B	Manganese	0.44	mg/L	0.25	11/06/25 13:38	
EPA 6020B	Molybdenum	0.032	mg/L	0.010	11/06/25 10:22	
EPA 6020B	Potassium	7.7	mg/L	0.40	11/06/25 10:22	
EPA 6020B	Selenium	0.0023J	mg/L	0.0050	11/06/25 10:22	
EPA 6020B	Sodium	58.0	mg/L	20.0	11/06/25 13:38	
EPA 6020B	Thallium	0.00035J	mg/L	0.00050	11/06/25 10:22	
EPA 7470A	Mercury	0.00024	mg/L	0.00020	10/22/25 01:22	
92824343007	**BOW-AP1-FB-01**					
EPA 6020B	Boron	0.010J	mg/L	0.040	11/06/25 10:31	
EPA 7470A	Mercury	0.00021	mg/L	0.00020	10/22/25 01:24	

This report shall not be reproduced, except in full,
without the written consent of Pace Analytical Services, LLC.

Pace Analytical Services, LLC
9800 Kincey Ave. Suite 100
Huntersville, NC 28078
(704)875-9092

ANALYTICAL RESULTS

Project: Bowen AP-1 CA Month 3
Pace Project No.: 92824343

Sample: BOW-PT-02 **Lab ID: 92824343001** Collected: 10/16/25 11:15 Received: 10/17/25 09:16 Matrix: Water

Parameters	Results	Units	Report Limit	MDL	DF	Prepared	Analyzed	CAS No.	Qual
Metals (ICPMS) 6020B	Analytical Method: EPA 6020B Preparation Method: 3015 Pace National - Mt. Juliet								
Lithium	**0.00832**	mg/L	0.00200	0.000600	1	10/21/25 10:07	11/13/25 16:08	7439-93-2	
2320B Alkalinity	Analytical Method: SM 2320B-2021 Pace Analytical Services - Asheville								
Alkalinity,Bicarbonate (CaCO3)	**271**	mg/L	5.0	5.0	1		10/28/25 15:33		
Alkalinity, Total(CaCO3) pH4.5	**271**	mg/L	5.0	5.0	1		10/28/25 15:33		
2540C Total Dissolved Solids	Analytical Method: SM 2540C-2020 Pace Analytical Services - Asheville								
Total Dissolved Solids	**890**	mg/L	125	125	1		10/22/25 12:39		
4500S2D Sulfide Water	Analytical Method: SM 4500-S2D-2021 Pace Analytical Services - Asheville								
Sulfide	ND	mg/L	0.10	0.022	1		10/18/25 03:28	18496-25-8	
300.0 IC Anions 28 Days	Analytical Method: EPA 300.0 Rev 2.1 1993 Pace Analytical Services - Asheville								
Chloride	**169**	mg/L	4.0	2.4	4		10/19/25 14:32	16887-00-6	
Fluoride	**0.26**	mg/L	0.10	0.050	1		10/19/25 06:25	16984-48-8	
Sulfate	**193**	mg/L	4.0	2.0	4		10/19/25 14:32	14808-79-8	
WC 6020B MET ICPMS	Analytical Method: EPA 6020B Preparation Method: EPA 3005A Pace Analytical Services - West Columbia								
Antimony	ND	mg/L	0.0020	0.00050	1	10/20/25 21:04	11/06/25 09:37	7440-36-0	
Arsenic	ND	mg/L	0.0020	0.0012	1	10/20/25 21:04	11/06/25 09:37	7440-38-2	
Barium	**0.027**	mg/L	0.0050	0.0012	1	10/20/25 21:04	11/06/25 09:37	7440-39-3	
Beryllium	ND	mg/L	0.00040	0.00015	1	10/20/25 21:04	11/06/25 09:37	7440-41-7	
Boron	**6.2**	mg/L	1.0	0.16	25	10/20/25 21:04	11/06/25 12:53	7440-42-8	
Cadmium	**0.00014J**	mg/L	0.00050	0.00012	1	10/20/25 21:04	11/06/25 09:37	7440-43-9	
Calcium	**212**	mg/L	10.0	2.5	25	10/20/25 21:04	11/06/25 12:53	7440-70-2	
Chromium	ND	mg/L	0.0050	0.0012	1	10/20/25 21:04	11/06/25 09:37	7440-47-3	
Cobalt	ND	mg/L	0.0050	0.0012	1	10/20/25 21:04	11/06/25 09:37	7440-48-4	
Iron	**0.37**	mg/L	0.040	0.012	1	10/20/25 21:04	11/06/25 09:37	7439-89-6	
Lead	ND	mg/L	0.0010	0.00025	1	10/20/25 21:04	11/06/25 09:37	7439-92-1	
Magnesium	**34.4**	mg/L	1.2	0.25	25	10/20/25 21:04	11/06/25 12:53	7439-95-4	
Manganese	**0.44**	mg/L	0.12	0.031	25	10/20/25 21:04	11/06/25 12:53	7439-96-5	
Molybdenum	**0.032**	mg/L	0.010	0.0025	1	10/20/25 21:04	11/06/25 09:37	7439-98-7	
Potassium	**7.4**	mg/L	0.40	0.10	1	10/20/25 21:04	11/06/25 09:37	7440-09-7	
Selenium	**0.0026J**	mg/L	0.0050	0.0012	1	10/20/25 21:04	11/06/25 09:37	7782-49-2	
Sodium	**58.2**	mg/L	10.0	3.8	25	10/20/25 21:04	11/06/25 12:53	7440-23-5	
Thallium	**0.00038J**	mg/L	0.00050	0.00015	1	10/20/25 21:04	11/06/25 09:37	7440-28-0	

This report shall not be reproduced, except in full,
without the written consent of Pace Analytical Services, LLC.

Pace Analytical Services, LLC
9800 Kincey Ave. Suite 100
Huntersville, NC 28078
(704)875-9092

ANALYTICAL RESULTS

Project: Bowen AP-1 CA Month 3
Pace Project No.: 92824343

Sample: BOW-PT-02 **Lab ID: 92824343001** Collected: 10/16/25 11:15 Received: 10/17/25 09:16 Matrix: Water

Parameters	Results	Units	Report Limit	MDL	DF	Prepared	Analyzed	CAS No.	Qual
WCOL 7470 Mercury	Analytical Method: EPA 7470A Preparation Method: EPA 7470A Pace Analytical Services - West Columbia								
Mercury	ND	mg/L	0.00020	0.000091	1	10/21/25 19:45	10/22/25 01:04	7439-97-6	

This report shall not be reproduced, except in full,
without the written consent of Pace Analytical Services, LLC.

Pace Analytical Services, LLC
9800 Kincey Ave. Suite 100
Huntersville, NC 28078
(704)875-9092

ANALYTICAL RESULTS

Project: Bowen AP-1 CA Month 3
Pace Project No.: 92824343

Sample: BOW-PT-04 **Lab ID: 92824343002** Collected: 10/16/25 11:54 Received: 10/17/25 09:16 Matrix: Water

Parameters	Results	Units	Report Limit	MDL	DF	Prepared	Analyzed	CAS No.	Qual
Metals (ICPMS) 6020B	Analytical Method: EPA 6020B Preparation Method: 3015 Pace National - Mt. Juliet								
Lithium	**0.00579**	mg/L	0.00200	0.000600	1	10/21/25 10:07	11/13/25 16:11	7439-93-2	
2320B Alkalinity	Analytical Method: SM 2320B-2021 Pace Analytical Services - Asheville								
Alkalinity,Bicarbonate (CaCO3)	**205**	mg/L	5.0	5.0	1		10/28/25 15:44		
Alkalinity, Total(CaCO3) pH4.5	**205**	mg/L	5.0	5.0	1		10/28/25 15:44		
2540C Total Dissolved Solids	Analytical Method: SM 2540C-2020 Pace Analytical Services - Asheville								
Total Dissolved Solids	**970**	mg/L	125	125	1		10/22/25 12:39		
4500S2D Sulfide Water	Analytical Method: SM 4500-S2D-2021 Pace Analytical Services - Asheville								
Sulfide	ND	mg/L	0.10	0.022	1		10/18/25 03:29	18496-25-8	
300.0 IC Anions 28 Days	Analytical Method: EPA 300.0 Rev 2.1 1993 Pace Analytical Services - Asheville								
Chloride	**204**	mg/L	5.0	3.0	5		10/19/25 14:49	16887-00-6	
Fluoride	**0.20**	mg/L	0.10	0.050	1		10/19/25 07:16	16984-48-8	
Sulfate	**230**	mg/L	5.0	2.5	5		10/19/25 14:49	14808-79-8	
WC 6020B MET ICPMS	Analytical Method: EPA 6020B Preparation Method: EPA 3005A Pace Analytical Services - West Columbia								
Antimony	ND	mg/L	0.0020	0.00050	1	10/20/25 21:04	11/06/25 09:46	7440-36-0	
Arsenic	**0.0017J**	mg/L	0.0020	0.0012	1	10/20/25 21:04	11/06/25 09:46	7440-38-2	
Barium	**0.048**	mg/L	0.0050	0.0012	1	10/20/25 21:04	11/06/25 09:46	7440-39-3	
Beryllium	ND	mg/L	0.00040	0.00015	1	10/20/25 21:04	11/06/25 09:46	7440-41-7	
Boron	**6.8**	mg/L	1.0	0.16	25	10/20/25 21:04	11/06/25 13:02	7440-42-8	
Cadmium	ND	mg/L	0.00050	0.00012	1	10/20/25 21:04	11/06/25 09:46	7440-43-9	
Calcium	**199**	mg/L	10.0	2.5	25	10/20/25 21:04	11/06/25 13:02	7440-70-2	
Chromium	ND	mg/L	0.0050	0.0012	1	10/20/25 21:04	11/06/25 09:46	7440-47-3	
Cobalt	**0.0041J**	mg/L	0.0050	0.0012	1	10/20/25 21:04	11/06/25 09:46	7440-48-4	
Iron	**0.68**	mg/L	0.040	0.012	1	10/20/25 21:04	11/06/25 09:46	7439-89-6	
Lead	ND	mg/L	0.0010	0.00025	1	10/20/25 21:04	11/06/25 09:46	7439-92-1	
Magnesium	**48.6**	mg/L	1.2	0.25	25	10/20/25 21:04	11/06/25 13:02	7439-95-4	
Manganese	**0.54**	mg/L	0.12	0.031	25	10/20/25 21:04	11/06/25 13:02	7439-96-5	
Molybdenum	**0.018**	mg/L	0.010	0.0025	1	10/20/25 21:04	11/06/25 09:46	7439-98-7	
Potassium	**8.2**	mg/L	0.40	0.10	1	10/20/25 21:04	11/06/25 09:46	7440-09-7	
Selenium	**0.0023J**	mg/L	0.0050	0.0012	1	10/20/25 21:04	11/06/25 09:46	7782-49-2	
Sodium	**58.7**	mg/L	10.0	3.8	25	10/20/25 21:04	11/06/25 13:02	7440-23-5	
Thallium	**0.00071**	mg/L	0.00050	0.00015	1	10/20/25 21:04	11/06/25 09:46	7440-28-0	

This report shall not be reproduced, except in full,
without the written consent of Pace Analytical Services, LLC.

Pace Analytical Services, LLC
9800 Kincey Ave. Suite 100
Huntersville, NC 28078
(704)875-9092

ANALYTICAL RESULTS

Project: Bowen AP-1 CA Month 3
Pace Project No.: 92824343

Sample: BOW-PT-04 **Lab ID: 92824343002** Collected: 10/16/25 11:54 Received: 10/17/25 09:16 Matrix: Water

Parameters	Results	Units	Report Limit	MDL	DF	Prepared	Analyzed	CAS No.	Qual
WCOL 7470 Mercury	Analytical Method: EPA 7470A Preparation Method: EPA 7470A Pace Analytical Services - West Columbia								
Mercury	ND	mg/L	0.00020	0.000091	1	10/21/25 19:45	10/22/25 01:11	7439-97-6	

This report shall not be reproduced, except in full,
without the written consent of Pace Analytical Services, LLC.

Pace Analytical Services, LLC
9800 Kincey Ave. Suite 100
Huntersville, NC 28078
(704)875-9092

ANALYTICAL RESULTS

Project: Bowen AP-1 CA Month 3
Pace Project No.: 92824343

Sample: BOW-PT-05 **Lab ID: 92824343003** Collected: 10/15/25 13:27 Received: 10/17/25 09:16 Matrix: Water

Parameters	Results	Units	Report Limit	MDL	DF	Prepared	Analyzed	CAS No.	Qual
Metals (ICPMS) 6020B	Analytical Method: EPA 6020B Preparation Method: 3015 Pace National - Mt. Juliet								
Lithium	**0.00584**	mg/L	0.00200	0.000600	1	10/21/25 10:07	11/13/25 16:14	7439-93-2	
2320B Alkalinity	Analytical Method: SM 2320B-2021 Pace Analytical Services - Asheville								
Alkalinity,Bicarbonate (CaCO3)	**282**	mg/L	5.0	5.0	1		10/27/25 16:11		
Alkalinity, Total(CaCO3) pH4.5	**282**	mg/L	5.0	5.0	1		10/27/25 16:11		
2540C Total Dissolved Solids	Analytical Method: SM 2540C-2020 Pace Analytical Services - Asheville								
Total Dissolved Solids	**898**	mg/L	50.0	50.0	1		10/21/25 15:42		
4500S2D Sulfide Water	Analytical Method: SM 4500-S2D-2021 Pace Analytical Services - Asheville								
Sulfide	ND	mg/L	0.10	0.022	1		10/18/25 03:27	18496-25-8	
300.0 IC Anions 28 Days	Analytical Method: EPA 300.0 Rev 2.1 1993 Pace Analytical Services - Asheville								
Chloride	**119**	mg/L	4.0	2.4	4		10/19/25 15:06	16887-00-6	
Fluoride	**0.24**	mg/L	0.10	0.050	1		10/19/25 07:33	16984-48-8	
Sulfate	**200**	mg/L	4.0	2.0	4		10/19/25 15:06	14808-79-8	
WC 6020B MET ICPMS	Analytical Method: EPA 6020B Preparation Method: EPA 3005A Pace Analytical Services - West Columbia								
Antimony	ND	mg/L	0.0020	0.00050	1	10/20/25 21:04	11/06/25 09:55	7440-36-0	
Arsenic	ND	mg/L	0.0020	0.0012	1	10/20/25 21:04	11/06/25 09:55	7440-38-2	
Barium	**0.035**	mg/L	0.0050	0.0012	1	10/20/25 21:04	11/06/25 09:55	7440-39-3	
Beryllium	ND	mg/L	0.00040	0.00015	1	10/20/25 21:04	11/06/25 09:55	7440-41-7	
Boron	**5.7**	mg/L	1.0	0.16	25	10/20/25 21:04	11/06/25 13:11	7440-42-8	
Cadmium	ND	mg/L	0.00050	0.00012	1	10/20/25 21:04	11/06/25 09:55	7440-43-9	
Calcium	**205**	mg/L	10.0	2.5	25	10/20/25 21:04	11/06/25 13:11	7440-70-2	
Chromium	ND	mg/L	0.0050	0.0012	1	10/20/25 21:04	11/06/25 09:55	7440-47-3	
Cobalt	**0.0067**	mg/L	0.0050	0.0012	1	10/20/25 21:04	11/06/25 09:55	7440-48-4	
Iron	**0.34**	mg/L	0.040	0.012	1	10/20/25 21:04	11/06/25 09:55	7439-89-6	
Lead	ND	mg/L	0.0010	0.00025	1	10/20/25 21:04	11/06/25 09:55	7439-92-1	
Magnesium	**37.0**	mg/L	1.2	0.25	25	10/20/25 21:04	11/06/25 13:11	7439-95-4	
Manganese	**0.84**	mg/L	0.12	0.031	25	10/20/25 21:04	11/06/25 13:11	7439-96-5	
Molybdenum	**0.028**	mg/L	0.010	0.0025	1	10/20/25 21:04	11/06/25 09:55	7439-98-7	
Potassium	**6.8**	mg/L	0.40	0.10	1	10/20/25 21:04	11/06/25 09:55	7440-09-7	
Selenium	ND	mg/L	0.0050	0.0012	1	10/20/25 21:04	11/06/25 09:55	7782-49-2	
Sodium	**20.0**	mg/L	0.40	0.15	1	10/20/25 21:04	11/06/25 09:55	7440-23-5	
Thallium	**0.00062**	mg/L	0.00050	0.00015	1	10/20/25 21:04	11/06/25 09:55	7440-28-0	

This report shall not be reproduced, except in full,
without the written consent of Pace Analytical Services, LLC.

Pace Analytical Services, LLC
9800 Kincey Ave. Suite 100
Huntersville, NC 28078
(704)875-9092

ANALYTICAL RESULTS

Project: Bowen AP-1 CA Month 3
Pace Project No.: 92824343

Sample: BOW-PT-05 **Lab ID: 92824343003** Collected: 10/15/25 13:27 Received: 10/17/25 09:16 Matrix: Water

Parameters	Results	Units	Report Limit	MDL	DF	Prepared	Analyzed	CAS No.	Qual
WCOL 7470 Mercury	Analytical Method: EPA 7470A Preparation Method: EPA 7470A Pace Analytical Services - West Columbia								
Mercury	ND	mg/L	0.00020	0.000091	1	10/21/25 19:45	10/22/25 01:14	7439-97-6	

REPORT OF LABORATORY ANALYSIS

This report shall not be reproduced, except in full,
without the written consent of Pace Analytical Services, LLC.

Pace Analytical Services, LLC
9800 Kincey Ave. Suite 100
Huntersville, NC 28078
(704)875-9092

ANALYTICAL RESULTS

Project: Bowen AP-1 CA Month 3
Pace Project No.: 92824343

Sample: BOW-PT-06 **Lab ID: 92824343004** Collected: 10/15/25 11:50 Received: 10/17/25 09:16 Matrix: Water

Parameters	Results	Units	Report Limit	MDL	DF	Prepared	Analyzed	CAS No.	Qual
Metals (ICPMS) 6020B	Analytical Method: EPA 6020B Preparation Method: 3015 Pace National - Mt. Juliet								
Lithium	**0.00514**	mg/L	0.00200	0.000600	1	10/21/25 10:07	11/13/25 16:17	7439-93-2	
2320B Alkalinity	Analytical Method: SM 2320B-2021 Pace Analytical Services - Asheville								
Alkalinity,Bicarbonate (CaCO3)	**153**	mg/L	5.0	5.0	1		10/27/25 16:19		
Alkalinity, Total(CaCO3) pH4.5	**153**	mg/L	5.0	5.0	1		10/27/25 16:19		
2540C Total Dissolved Solids	Analytical Method: SM 2540C-2020 Pace Analytical Services - Asheville								
Total Dissolved Solids	**1920**	mg/L	250	250	1		10/21/25 15:42		
4500S2D Sulfide Water	Analytical Method: SM 4500-S2D-2021 Pace Analytical Services - Asheville								
Sulfide	**0.029J**	mg/L	0.10	0.022	1		10/18/25 03:27	18496-25-8	
300.0 IC Anions 28 Days	Analytical Method: EPA 300.0 Rev 2.1 1993 Pace Analytical Services - Asheville								
Chloride	**487**	mg/L	11.0	6.6	11		10/19/25 15:22	16887-00-6	M1
Fluoride	**0.13**	mg/L	0.10	0.050	1		10/19/25 07:50	16984-48-8	
Sulfate	**361**	mg/L	11.0	5.5	11		10/19/25 15:22	14808-79-8	M1
WC 6020B MET ICPMS	Analytical Method: EPA 6020B Preparation Method: EPA 3005A Pace Analytical Services - West Columbia								
Antimony	ND	mg/L	0.0020	0.00050	1	10/20/25 21:04	11/06/25 10:04	7440-36-0	
Arsenic	**0.0041**	mg/L	0.0020	0.0012	1	10/20/25 21:04	11/06/25 10:04	7440-38-2	
Barium	**0.082**	mg/L	0.0050	0.0012	1	10/20/25 21:04	11/06/25 10:04	7440-39-3	
Beryllium	ND	mg/L	0.00040	0.00015	1	10/20/25 21:04	11/06/25 10:04	7440-41-7	
Boron	**8.8**	mg/L	2.0	0.31	50	10/20/25 21:04	11/06/25 13:20	7440-42-8	
Cadmium	ND	mg/L	0.00050	0.00012	1	10/20/25 21:04	11/06/25 10:04	7440-43-9	
Calcium	**351**	mg/L	20.0	5.0	50	10/20/25 21:04	11/06/25 13:20	7440-70-2	
Chromium	ND	mg/L	0.0050	0.0012	1	10/20/25 21:04	11/06/25 10:04	7440-47-3	
Cobalt	**0.0020J**	mg/L	0.0050	0.0012	1	10/20/25 21:04	11/06/25 10:04	7440-48-4	
Iron	**2.6**	mg/L	0.040	0.012	1	10/20/25 21:04	11/06/25 10:04	7439-89-6	
Lead	ND	mg/L	0.0010	0.00025	1	10/20/25 21:04	11/06/25 10:04	7439-92-1	
Magnesium	**85.4**	mg/L	2.5	0.50	50	10/20/25 21:04	11/06/25 13:20	7439-95-4	
Manganese	**0.82**	mg/L	0.25	0.062	50	10/20/25 21:04	11/06/25 13:20	7439-96-5	
Molybdenum	**0.0074J**	mg/L	0.010	0.0025	1	10/20/25 21:04	11/06/25 10:04	7439-98-7	
Potassium	**11.9**	mg/L	0.40	0.10	1	10/20/25 21:04	11/06/25 10:04	7440-09-7	
Selenium	**0.0058**	mg/L	0.0050	0.0012	1	10/20/25 21:04	11/06/25 10:04	7782-49-2	
Sodium	**65.0**	mg/L	20.0	7.5	50	10/20/25 21:04	11/06/25 13:20	7440-23-5	
Thallium	ND	mg/L	0.00050	0.00015	1	10/20/25 21:04	11/06/25 10:04	7440-28-0	

This report shall not be reproduced, except in full,
without the written consent of Pace Analytical Services, LLC.

Pace Analytical Services, LLC
9800 Kincey Ave. Suite 100
Huntersville, NC 28078
(704)875-9092

ANALYTICAL RESULTS

Project: Bowen AP-1 CA Month 3
Pace Project No.: 92824343

Sample: BOW-PT-06 **Lab ID: 92824343004** Collected: 10/15/25 11:50 Received: 10/17/25 09:16 Matrix: Water

Parameters	Results	Units	Report Limit	MDL	DF	Prepared	Analyzed	CAS No.	Qual
WCOL 7470 Mercury	Analytical Method: EPA 7470A Preparation Method: EPA 7470A Pace Analytical Services - West Columbia								
Mercury	**0.00020J**	mg/L	0.00020	0.000091	1	10/21/25 19:45	10/22/25 01:17	7439-97-6	

This report shall not be reproduced, except in full,
without the written consent of Pace Analytical Services, LLC.

Pace Analytical Services, LLC
9800 Kincey Ave. Suite 100
Huntersville, NC 28078
(704)875-9092

ANALYTICAL RESULTS

Project: Bowen AP-1 CA Month 3
Pace Project No.: 92824343

Sample: BOW-INW-01 **Lab ID: 92824343005** Collected: 10/15/25 15:10 Received: 10/17/25 09:16 Matrix: Water

Parameters	Results	Units	Report Limit	MDL	DF	Prepared	Analyzed	CAS No.	Qual
Metals (ICPMS) 6020B	Analytical Method: EPA 6020B Preparation Method: 3015 Pace National - Mt. Juliet								
Lithium	**0.00737**	mg/L	0.00200	0.000600	1	10/21/25 10:07	11/13/25 16:21	7439-93-2	
2320B Alkalinity	Analytical Method: SM 2320B-2021 Pace Analytical Services - Asheville								
Alkalinity,Bicarbonate (CaCO3)	**283**	mg/L	5.0	5.0	1		10/27/25 17:16		
Alkalinity, Total(CaCO3) pH4.5	**283**	mg/L	5.0	5.0	1		10/27/25 17:16		M1
2540C Total Dissolved Solids	Analytical Method: SM 2540C-2020 Pace Analytical Services - Asheville								
Total Dissolved Solids	**1060**	mg/L	125	125	1		10/21/25 15:42		
4500S2D Sulfide Water	Analytical Method: SM 4500-S2D-2021 Pace Analytical Services - Asheville								
Sulfide	ND	mg/L	0.10	0.022	1		10/18/25 03:28	18496-25-8	
300.0 IC Anions 28 Days	Analytical Method: EPA 300.0 Rev 2.1 1993 Pace Analytical Services - Asheville								
Chloride	**166**	mg/L	5.0	3.0	5		10/19/25 16:12	16887-00-6	
Fluoride	**0.26**	mg/L	0.10	0.050	1		10/19/25 08:40	16984-48-8	
Sulfate	**209**	mg/L	5.0	2.5	5		10/19/25 16:12	14808-79-8	
WC 6020B MET ICPMS	Analytical Method: EPA 6020B Preparation Method: EPA 3005A Pace Analytical Services - West Columbia								
Antimony	ND	mg/L	0.0020	0.00050	1	10/20/25 21:04	11/06/25 10:13	7440-36-0	
Arsenic	ND	mg/L	0.0020	0.0012	1	10/20/25 21:04	11/06/25 10:13	7440-38-2	
Barium	**0.050**	mg/L	0.0050	0.0012	1	10/20/25 21:04	11/06/25 10:13	7440-39-3	
Beryllium	ND	mg/L	0.00040	0.00015	1	10/20/25 21:04	11/06/25 10:13	7440-41-7	
Boron	**6.8**	mg/L	2.0	0.31	50	10/20/25 21:04	11/06/25 13:29	7440-42-8	
Cadmium	ND	mg/L	0.00050	0.00012	1	10/20/25 21:04	11/06/25 10:13	7440-43-9	
Calcium	**218**	mg/L	20.0	5.0	50	10/20/25 21:04	11/06/25 13:29	7440-70-2	
Chromium	ND	mg/L	0.0050	0.0012	1	10/20/25 21:04	11/06/25 10:13	7440-47-3	
Cobalt	**0.0018J**	mg/L	0.0050	0.0012	1	10/20/25 21:04	11/06/25 10:13	7440-48-4	
Iron	**0.38**	mg/L	0.040	0.012	1	10/20/25 21:04	11/06/25 10:13	7439-89-6	
Lead	ND	mg/L	0.0010	0.00025	1	10/20/25 21:04	11/06/25 10:13	7439-92-1	
Magnesium	**35.3**	mg/L	2.5	0.50	50	10/20/25 21:04	11/06/25 13:29	7439-95-4	
Manganese	**0.51**	mg/L	0.25	0.062	50	10/20/25 21:04	11/06/25 13:29	7439-96-5	
Molybdenum	**0.024**	mg/L	0.010	0.0025	1	10/20/25 21:04	11/06/25 10:13	7439-98-7	
Potassium	**9.3**	mg/L	0.40	0.10	1	10/20/25 21:04	11/06/25 10:13	7440-09-7	
Selenium	**0.0017J**	mg/L	0.0050	0.0012	1	10/20/25 21:04	11/06/25 10:13	7782-49-2	
Sodium	**68.5**	mg/L	20.0	7.5	50	10/20/25 21:04	11/06/25 13:29	7440-23-5	
Thallium	**0.00049J**	mg/L	0.00050	0.00015	1	10/20/25 21:04	11/06/25 10:13	7440-28-0	

This report shall not be reproduced, except in full,
without the written consent of Pace Analytical Services, LLC.

Pace Analytical Services, LLC
9800 Kincey Ave. Suite 100
Huntersville, NC 28078
(704)875-9092

ANALYTICAL RESULTS

Project: Bowen AP-1 CA Month 3
Pace Project No.: 92824343

Sample: BOW-INW-01 **Lab ID: 92824343005** Collected: 10/15/25 15:10 Received: 10/17/25 09:16 Matrix: Water

Parameters	Results	Units	Report Limit	MDL	DF	Prepared	Analyzed	CAS No.	Qual
WCOL 7470 Mercury	Analytical Method: EPA 7470A Preparation Method: EPA 7470A Pace Analytical Services - West Columbia								
Mercury	**0.00022**	mg/L	0.00020	0.000091	1	10/21/25 19:45	10/22/25 01:19	7439-97-6	

REPORT OF LABORATORY ANALYSIS

This report shall not be reproduced, except in full,
without the written consent of Pace Analytical Services, LLC.

Pace Analytical Services, LLC
9800 Kincey Ave. Suite 100
Huntersville, NC 28078
(704)875-9092

ANALYTICAL RESULTS

Project: Bowen AP-1 CA Month 3
Pace Project No.: 92824343

Sample: BOW-AP1-FD-01 **Lab ID: 92824343006** Collected: 10/16/25 00:00 Received: 10/17/25 09:16 Matrix: Water

Parameters	Results	Units	Report Limit	MDL	DF	Prepared	Analyzed	CAS No.	Qual
Metals (ICPMS) 6020B	Analytical Method: EPA 6020B Preparation Method: 3015 Pace National - Mt. Juliet								
Lithium	**0.00849**	mg/L	0.00200	0.000600	1	10/21/25 10:07	11/13/25 16:24	7439-93-2	
2320B Alkalinity	Analytical Method: SM 2320B-2021 Pace Analytical Services - Asheville								
Alkalinity,Bicarbonate (CaCO3)	**271**	mg/L	5.0	5.0	1		10/28/25 15:53		
Alkalinity, Total(CaCO3) pH4.5	**271**	mg/L	5.0	5.0	1		10/28/25 15:53		
2540C Total Dissolved Solids	Analytical Method: SM 2540C-2020 Pace Analytical Services - Asheville								
Total Dissolved Solids	**880**	mg/L	125	125	1		10/22/25 12:39		
4500S2D Sulfide Water	Analytical Method: SM 4500-S2D-2021 Pace Analytical Services - Asheville								
Sulfide	ND	mg/L	0.10	0.022	1		10/18/25 03:29	18496-25-8	
300.0 IC Anions 28 Days	Analytical Method: EPA 300.0 Rev 2.1 1993 Pace Analytical Services - Asheville								
Chloride	**169**	mg/L	4.0	2.4	4		10/19/25 16:29	16887-00-6	
Fluoride	**0.26**	mg/L	0.10	0.050	1		10/19/25 08:57	16984-48-8	
Sulfate	**193**	mg/L	4.0	2.0	4		10/19/25 16:29	14808-79-8	
WC 6020B MET ICPMS	Analytical Method: EPA 6020B Preparation Method: EPA 3005A Pace Analytical Services - West Columbia								
Antimony	ND	mg/L	0.0020	0.00050	1	10/20/25 21:04	11/06/25 10:22	7440-36-0	
Arsenic	ND	mg/L	0.0020	0.0012	1	10/20/25 21:04	11/06/25 10:22	7440-38-2	
Barium	**0.028**	mg/L	0.0050	0.0012	1	10/20/25 21:04	11/06/25 10:22	7440-39-3	
Beryllium	ND	mg/L	0.00040	0.00015	1	10/20/25 21:04	11/06/25 10:22	7440-41-7	
Boron	**6.3**	mg/L	2.0	0.31	50	10/20/25 21:04	11/06/25 13:38	7440-42-8	
Cadmium	**0.00015J**	mg/L	0.00050	0.00012	1	10/20/25 21:04	11/06/25 10:22	7440-43-9	
Calcium	**214**	mg/L	20.0	5.0	50	10/20/25 21:04	11/06/25 13:38	7440-70-2	
Chromium	ND	mg/L	0.0050	0.0012	1	10/20/25 21:04	11/06/25 10:22	7440-47-3	
Cobalt	ND	mg/L	0.0050	0.0012	1	10/20/25 21:04	11/06/25 10:22	7440-48-4	
Iron	**0.37**	mg/L	0.040	0.012	1	10/20/25 21:04	11/06/25 10:22	7439-89-6	
Lead	ND	mg/L	0.0010	0.00025	1	10/20/25 21:04	11/06/25 10:22	7439-92-1	
Magnesium	**34.2**	mg/L	2.5	0.50	50	10/20/25 21:04	11/06/25 13:38	7439-95-4	
Manganese	**0.44**	mg/L	0.25	0.062	50	10/20/25 21:04	11/06/25 13:38	7439-96-5	
Molybdenum	**0.032**	mg/L	0.010	0.0025	1	10/20/25 21:04	11/06/25 10:22	7439-98-7	
Potassium	**7.7**	mg/L	0.40	0.10	1	10/20/25 21:04	11/06/25 10:22	7440-09-7	
Selenium	**0.0023J**	mg/L	0.0050	0.0012	1	10/20/25 21:04	11/06/25 10:22	7782-49-2	
Sodium	**58.0**	mg/L	20.0	7.5	50	10/20/25 21:04	11/06/25 13:38	7440-23-5	
Thallium	**0.00035J**	mg/L	0.00050	0.00015	1	10/20/25 21:04	11/06/25 10:22	7440-28-0	

This report shall not be reproduced, except in full,
without the written consent of Pace Analytical Services, LLC.

Pace Analytical Services, LLC
9800 Kincey Ave. Suite 100
Huntersville, NC 28078
(704)875-9092

ANALYTICAL RESULTS

Project: Bowen AP-1 CA Month 3
Pace Project No.: 92824343

Sample: BOW-AP1-FD-01 **Lab ID: 92824343006** Collected: 10/16/25 00:00 Received: 10/17/25 09:16 Matrix: Water

Parameters	Results	Units	Report Limit	MDL	DF	Prepared	Analyzed	CAS No.	Qual
WCOL 7470 Mercury	Analytical Method: EPA 7470A Preparation Method: EPA 7470A Pace Analytical Services - West Columbia								
Mercury	**0.00024**	mg/L	0.00020	0.000091	1	10/21/25 19:45	10/22/25 01:22	7439-97-6	

REPORT OF LABORATORY ANALYSIS

This report shall not be reproduced, except in full,
without the written consent of Pace Analytical Services, LLC.

Pace Analytical Services, LLC
9800 Kincey Ave. Suite 100
Huntersville, NC 28078
(704)875-9092

ANALYTICAL RESULTS

Project: Bowen AP-1 CA Month 3
Pace Project No.: 92824343

Sample: BOW-AP1-FB-01 **Lab ID: 92824343007** Collected: 10/16/25 12:57 Received: 10/17/25 09:16 Matrix: Water

Parameters	Results	Units	Report Limit	MDL	DF	Prepared	Analyzed	CAS No.	Qual
Metals (ICPMS) 6020B	Analytical Method: EPA 6020B Preparation Method: 3015 Pace National - Mt. Juliet								
Lithium	ND	mg/L	0.00200	0.000600	1	10/21/25 10:07	11/13/25 16:27	7439-93-2	
2320B Alkalinity	Analytical Method: SM 2320B-2021 Pace Analytical Services - Asheville								
Alkalinity,Bicarbonate (CaCO3)	ND	mg/L	5.0	5.0	1		10/28/25 16:03		
Alkalinity, Total(CaCO3) pH4.5	ND	mg/L	5.0	5.0	1		10/28/25 16:03		
2540C Total Dissolved Solids	Analytical Method: SM 2540C-2020 Pace Analytical Services - Asheville								
Total Dissolved Solids	ND	mg/L	25.0	25.0	1		10/22/25 12:40		
4500S2D Sulfide Water	Analytical Method: SM 4500-S2D-2021 Pace Analytical Services - Asheville								
Sulfide	ND	mg/L	0.10	0.022	1		10/18/25 03:31	18496-25-8	
300.0 IC Anions 28 Days	Analytical Method: EPA 300.0 Rev 2.1 1993 Pace Analytical Services - Asheville								
Chloride	ND	mg/L	1.0	0.60	1		10/18/25 18:19	16887-00-6	
Fluoride	ND	mg/L	0.10	0.050	1		10/18/25 18:19	16984-48-8	
Sulfate	ND	mg/L	1.0	0.50	1		10/18/25 18:19	14808-79-8	
WC 6020B MET ICPMS	Analytical Method: EPA 6020B Preparation Method: EPA 3005A Pace Analytical Services - West Columbia								
Antimony	ND	mg/L	0.0020	0.00050	1	10/20/25 21:04	11/06/25 10:31	7440-36-0	
Arsenic	ND	mg/L	0.0020	0.0012	1	10/20/25 21:04	11/06/25 10:31	7440-38-2	
Barium	ND	mg/L	0.0050	0.0012	1	10/20/25 21:04	11/06/25 10:31	7440-39-3	
Beryllium	ND	mg/L	0.00040	0.00015	1	10/20/25 21:04	11/06/25 10:31	7440-41-7	
Boron	**0.010J**	mg/L	0.040	0.0062	1	10/20/25 21:04	11/06/25 10:31	7440-42-8	
Cadmium	ND	mg/L	0.00050	0.00012	1	10/20/25 21:04	11/06/25 10:31	7440-43-9	
Calcium	ND	mg/L	0.40	0.10	1	10/20/25 21:04	11/06/25 10:31	7440-70-2	
Chromium	ND	mg/L	0.0050	0.0012	1	10/20/25 21:04	11/06/25 10:31	7440-47-3	
Cobalt	ND	mg/L	0.0050	0.0012	1	10/20/25 21:04	11/06/25 10:31	7440-48-4	
Iron	ND	mg/L	0.040	0.012	1	10/20/25 21:04	11/06/25 10:31	7439-89-6	
Lead	ND	mg/L	0.0010	0.00025	1	10/20/25 21:04	11/06/25 10:31	7439-92-1	
Magnesium	ND	mg/L	0.050	0.010	1	10/20/25 21:04	11/06/25 10:31	7439-95-4	
Manganese	ND	mg/L	0.0050	0.0012	1	10/20/25 21:04	11/06/25 10:31	7439-96-5	
Molybdenum	ND	mg/L	0.010	0.0025	1	10/20/25 21:04	11/06/25 10:31	7439-98-7	
Potassium	ND	mg/L	0.40	0.10	1	10/20/25 21:04	11/06/25 10:31	7440-09-7	
Selenium	ND	mg/L	0.0050	0.0012	1	10/20/25 21:04	11/06/25 10:31	7782-49-2	
Sodium	ND	mg/L	0.40	0.15	1	10/20/25 21:04	11/06/25 10:31	7440-23-5	
Thallium	ND	mg/L	0.00050	0.00015	1	10/20/25 21:04	11/06/25 10:31	7440-28-0	

This report shall not be reproduced, except in full,
without the written consent of Pace Analytical Services, LLC.

Pace Analytical Services, LLC
9800 Kincey Ave. Suite 100
Huntersville, NC 28078
(704)875-9092

ANALYTICAL RESULTS

Project: Bowen AP-1 CA Month 3
Pace Project No.: 92824343

Sample: BOW-AP1-FB-01 **Lab ID: 92824343007** Collected: 10/16/25 12:57 Received: 10/17/25 09:16 Matrix: Water

Parameters	Results	Units	Report Limit	MDL	DF	Prepared	Analyzed	CAS No.	Qual
WCOL 7470 Mercury	Analytical Method: EPA 7470A Preparation Method: EPA 7470A Pace Analytical Services - West Columbia								
Mercury	**0.00021**	mg/L	0.00020	0.000091	1	10/21/25 19:45	10/22/25 01:24	7439-97-6	

REPORT OF LABORATORY ANALYSIS

This report shall not be reproduced, except in full,
without the written consent of Pace Analytical Services, LLC.

Pace Analytical Services, LLC
9800 Kincey Ave. Suite 100
Huntersville, NC 28078
(704)875-9092

ANALYTICAL RESULTS

Project: Bowen AP-1 CA Month 3
Pace Project No.: 92824343

Sample: BOW-AP1-EB-01 **Lab ID: 92824343008** Collected: 10/16/25 13:07 Received: 10/17/25 09:16 Matrix: Water

Parameters	Results	Units	Report Limit	MDL	DF	Prepared	Analyzed	CAS No.	Qual
Metals (ICPMS) 6020B	Analytical Method: EPA 6020B Preparation Method: 3015 Pace National - Mt. Juliet								
Lithium	ND	mg/L	0.00200	0.000600	1	10/21/25 10:07	11/13/25 16:58	7439-93-2	
2320B Alkalinity	Analytical Method: SM 2320B-2021 Pace Analytical Services - Asheville								
Alkalinity,Bicarbonate (CaCO3)	ND	mg/L	5.0	5.0	1		10/28/25 16:19		
Alkalinity, Total(CaCO3) pH4.5	ND	mg/L	5.0	5.0	1		10/28/25 16:19		
2540C Total Dissolved Solids	Analytical Method: SM 2540C-2020 Pace Analytical Services - Asheville								
Total Dissolved Solids	ND	mg/L	25.0	25.0	1		10/22/25 12:40		
4500S2D Sulfide Water	Analytical Method: SM 4500-S2D-2021 Pace Analytical Services - Asheville								
Sulfide	ND	mg/L	0.10	0.022	1		10/18/25 03:32	18496-25-8	
300.0 IC Anions 28 Days	Analytical Method: EPA 300.0 Rev 2.1 1993 Pace Analytical Services - Asheville								
Chloride	ND	mg/L	1.0	0.60	1		10/18/25 18:35	16887-00-6	
Fluoride	ND	mg/L	0.10	0.050	1		10/18/25 18:35	16984-48-8	
Sulfate	ND	mg/L	1.0	0.50	1		10/18/25 18:35	14808-79-8	
WC 6020B MET ICPMS	Analytical Method: EPA 6020B Preparation Method: EPA 3005A Pace Analytical Services - West Columbia								
Antimony	ND	mg/L	0.0020	0.00050	1	10/20/25 21:04	11/06/25 10:57	7440-36-0	
Arsenic	ND	mg/L	0.0020	0.0012	1	10/20/25 21:04	11/06/25 10:57	7440-38-2	
Barium	ND	mg/L	0.0050	0.0012	1	10/20/25 21:04	11/06/25 10:57	7440-39-3	
Beryllium	ND	mg/L	0.00040	0.00015	1	10/20/25 21:04	11/06/25 10:57	7440-41-7	
Boron	ND	mg/L	0.040	0.0062	1	10/20/25 21:04	11/06/25 10:57	7440-42-8	
Cadmium	ND	mg/L	0.00050	0.00012	1	10/20/25 21:04	11/06/25 10:57	7440-43-9	
Calcium	ND	mg/L	0.40	0.10	1	10/20/25 21:04	11/06/25 10:57	7440-70-2	
Chromium	ND	mg/L	0.0050	0.0012	1	10/20/25 21:04	11/06/25 10:57	7440-47-3	
Cobalt	ND	mg/L	0.0050	0.0012	1	10/20/25 21:04	11/06/25 10:57	7440-48-4	
Iron	ND	mg/L	0.040	0.012	1	10/20/25 21:04	11/06/25 10:57	7439-89-6	
Lead	ND	mg/L	0.0010	0.00025	1	10/20/25 21:04	11/06/25 10:57	7439-92-1	
Magnesium	ND	mg/L	0.050	0.010	1	10/20/25 21:04	11/06/25 10:57	7439-95-4	
Manganese	ND	mg/L	0.0050	0.0012	1	10/20/25 21:04	11/06/25 10:57	7439-96-5	
Molybdenum	ND	mg/L	0.010	0.0025	1	10/20/25 21:04	11/06/25 10:57	7439-98-7	
Potassium	ND	mg/L	0.40	0.10	1	10/20/25 21:04	11/06/25 10:57	7440-09-7	
Selenium	ND	mg/L	0.0050	0.0012	1	10/20/25 21:04	11/06/25 10:57	7782-49-2	
Sodium	ND	mg/L	0.40	0.15	1	10/20/25 21:04	11/06/25 10:57	7440-23-5	
Thallium	ND	mg/L	0.00050	0.00015	1	10/20/25 21:04	11/06/25 10:57	7440-28-0	

This report shall not be reproduced, except in full,
without the written consent of Pace Analytical Services, LLC.

Pace Analytical Services, LLC
9800 Kincey Ave. Suite 100
Huntersville, NC 28078
(704)875-9092

ANALYTICAL RESULTS

Project: Bowen AP-1 CA Month 3
Pace Project No.: 92824343

Sample: BOW-AP1-EB-01 **Lab ID: 92824343008** Collected: 10/16/25 13:07 Received: 10/17/25 09:16 Matrix: Water

Parameters	Results	Units	Report Limit	MDL	DF	Prepared	Analyzed	CAS No.	Qual
WCOL 7470 Mercury	Analytical Method: EPA 7470A Preparation Method: EPA 7470A Pace Analytical Services - West Columbia								
Mercury	ND	mg/L	0.00020	0.000091	1	10/21/25 19:45	10/22/25 01:32	7439-97-6	

This report shall not be reproduced, except in full,
without the written consent of Pace Analytical Services, LLC.

Pace Analytical Services, LLC
9800 Kincey Ave. Suite 100
Huntersville, NC 28078
(704)875-9092

QUALITY CONTROL DATA

Project: Bowen AP-1 CA Month 3
Pace Project No.: 92824343

QC Batch: 2623268
QC Batch Method: 3015
Analysis Method: EPA 6020B
Analysis Description: Metals (ICPMS) 6020B
Laboratory: Pace National - Mt. Juliet
Associated Lab Samples: 92824343001, 92824343002, 92824343003, 92824343004, 92824343005, 92824343006, 92824343007, 92824343008

METHOD BLANK: R4300738-1
Matrix: Water
Associated Lab Samples: 92824343001, 92824343002, 92824343003, 92824343004, 92824343005, 92824343006, 92824343007, 92824343008

Parameter	Units	Blank Result	Reporting Limit	MDL	Analyzed	Qualifiers
Lithium	mg/L	ND	0.00200	0.000600	11/13/25 15:11	

LABORATORY CONTROL SAMPLE: R4300738-2

Parameter	Units	Spike Conc.	LCS Result	LCS % Rec	% Rec Limits	Qualifiers
Lithium	mg/L	0.0500	0.0520	104	80.0-120	

MATRIX SPIKE & MATRIX SPIKE DUPLICATE: R4300738-7 R4300738-8

Parameter	Units	L1909378-08 Result	MS Spike Conc.	MSD Spike Conc.	MS Result	MSD Result	MS % Rec	MSD % Rec	% Rec Limits	RPD	Max RPD	Qual
Lithium	mg/L	ND	0.0500	0.0500	0.0504	0.0511	101	102	75.0-125	1.41	20	

Results presented on this page are in the units indicated by the "Units" column except where an alternate unit is presented to the right of the result.

REPORT OF LABORATORY ANALYSIS

This report shall not be reproduced, except in full,
without the written consent of Pace Analytical Services, LLC.

Pace Analytical Services, LLC
9800 Kincey Ave. Suite 100
Huntersville, NC 28078
(704)875-9092

QUALITY CONTROL DATA

Project: Bowen AP-1 CA Month 3
Pace Project No.: 92824343

QC Batch: 969329
QC Batch Method: SM 2320B-2021
Analysis Method: SM 2320B-2021
Analysis Description: 2320B Alkalinity
Laboratory: Pace Analytical Services - Asheville
Associated Lab Samples: 92824343003, 92824343004

METHOD BLANK: 4982099 Matrix: Water
Associated Lab Samples: 92824343003, 92824343004

Parameter	Units	Blank Result	Reporting Limit	MDL	Analyzed	Qualifiers
Alkalinity, Total(CaCO3) pH4.5	mg/L	ND	5.0	5.0	10/27/25 12:57	
Alkalinity,Bicarbonate (CaCO3)	mg/L	ND	5.0	5.0	10/27/25 12:57	

LABORATORY CONTROL SAMPLE: 4982100

Parameter	Units	Spike Conc.	LCS Result	LCS % Rec	% Rec Limits	Qualifiers
Alkalinity, Total(CaCO3) pH4.5	mg/L	50	50.5	101	80-120	

LABORATORY CONTROL SAMPLE: 4982101

Parameter	Units	Spike Conc.	LCS Result	LCS % Rec	% Rec Limits	Qualifiers
Alkalinity, Total(CaCO3) pH4.5	mg/L	50	49.6	99	80-120	

MATRIX SPIKE & MATRIX SPIKE DUPLICATE: 4982102 4982103

Parameter	Units	92825413001 Result	MS Spike Conc.	MSD Spike Conc.	MS Result	MSD Result	MS % Rec	MSD % Rec	% Rec Limits	RPD	Max RPD	Qual
Alkalinity, Total(CaCO3) pH4.5	mg/L	327	50	50	373	380	91	105	80-120	2	25	

MATRIX SPIKE & MATRIX SPIKE DUPLICATE: 4982104 4982105

Parameter	Units	92825413002 Result	MS Spike Conc.	MSD Spike Conc.	MS Result	MSD Result	MS % Rec	MSD % Rec	% Rec Limits	RPD	Max RPD	Qual
Alkalinity, Total(CaCO3) pH4.5	mg/L	164	50	50	209	213	90	98	80-120	2	25	

Results presented on this page are in the units indicated by the "Units" column except where an alternate unit is presented to the right of the result.

This report shall not be reproduced, except in full,
without the written consent of Pace Analytical Services, LLC.

Pace Analytical Services, LLC
9800 Kincey Ave. Suite 100
Huntersville, NC 28078
(704)875-9092

QUALITY CONTROL DATA

Project: Bowen AP-1 CA Month 3
Pace Project No.: 92824343

QC Batch: 969330
QC Batch Method: SM 2320B-2021
Analysis Method: SM 2320B-2021
Analysis Description: 2320B Alkalinity
Laboratory: Pace Analytical Services - Asheville
Associated Lab Samples: 92824343005

METHOD BLANK: 4982106 Matrix: Water
Associated Lab Samples: 92824343005

Parameter	Units	Blank Result	Reporting Limit	MDL	Analyzed	Qualifiers
Alkalinity, Total(CaCO3) pH4.5	mg/L	ND	5.0	5.0	10/27/25 17:00	
Alkalinity,Bicarbonate (CaCO3)	mg/L	ND	5.0	5.0	10/27/25 17:00	

LABORATORY CONTROL SAMPLE: 4982107

Parameter	Units	Spike Conc.	LCS Result	LCS % Rec	% Rec Limits	Qualifiers
Alkalinity, Total(CaCO3) pH4.5	mg/L	50	50.5	101	80-120	

LABORATORY CONTROL SAMPLE: 4982108

Parameter	Units	Spike Conc.	LCS Result	LCS % Rec	% Rec Limits	Qualifiers
Alkalinity, Total(CaCO3) pH4.5	mg/L	50	49.2	98	80-120	

MATRIX SPIKE & MATRIX SPIKE DUPLICATE: 4982109 4982110

Parameter	Units	92824343005 Result	MS Spike Conc.	MSD Spike Conc.	MS Result	MSD Result	MS % Rec	MSD % Rec	% Rec Limits	RPD	Max RPD	Qual
Alkalinity, Total(CaCO3) pH4.5	mg/L	283	50	50	331	319	95	71	80-120	4	25	M1

MATRIX SPIKE & MATRIX SPIKE DUPLICATE: 4982111 4982112

Parameter	Units	92824831001 Result	MS Spike Conc.	MSD Spike Conc.	MS Result	MSD Result	MS % Rec	MSD % Rec	% Rec Limits	RPD	Max RPD	Qual
Alkalinity, Total(CaCO3) pH4.5	mg/L	215	50	50	310	306	190	181	80-120	1	25	M1

Results presented on this page are in the units indicated by the "Units" column except where an alternate unit is presented to the right of the result.

This report shall not be reproduced, except in full,
without the written consent of Pace Analytical Services, LLC.

Pace Analytical Services, LLC
9800 Kincey Ave. Suite 100
Huntersville, NC 28078
(704)875-9092

QUALITY CONTROL DATA

Project: Bowen AP-1 CA Month 3
Pace Project No.: 92824343

QC Batch: 969342
QC Batch Method: SM 2320B-2021
Analysis Method: SM 2320B-2021
Analysis Description: 2320B Alkalinity
Laboratory: Pace Analytical Services - Asheville
Associated Lab Samples: 92824343001, 92824343002, 92824343006, 92824343007, 92824343008

METHOD BLANK: 4982135 Matrix: Water
Associated Lab Samples: 92824343001, 92824343002, 92824343006, 92824343007, 92824343008

Parameter	Units	Blank Result	Reporting Limit	MDL	Analyzed	Qualifiers
Alkalinity, Total(CaCO3) pH4.5	mg/L	ND	5.0	5.0	10/28/25 14:25	
Alkalinity,Bicarbonate (CaCO3)	mg/L	ND	5.0	5.0	10/28/25 14:25	

LABORATORY CONTROL SAMPLE: 4982136

Parameter	Units	Spike Conc.	LCS Result	LCS % Rec	% Rec Limits	Qualifiers
Alkalinity, Total(CaCO3) pH4.5	mg/L	50	51.6	103	80-120	

LABORATORY CONTROL SAMPLE: 4982137

Parameter	Units	Spike Conc.	LCS Result	LCS % Rec	% Rec Limits	Qualifiers
Alkalinity, Total(CaCO3) pH4.5	mg/L	50	49.8	100	80-120	

MATRIX SPIKE & MATRIX SPIKE DUPLICATE: 4982138 4982139

Parameter	Units	92824347004 Result	MS Spike Conc.	MSD Spike Conc.	MS Result	MSD Result	MS % Rec	MSD % Rec	% Rec Limits	RPD	Max RPD	Qual
Alkalinity, Total(CaCO3) pH4.5	mg/L	ND	50	50	52.6	52.5	103	103	80-120	0	25	

MATRIX SPIKE & MATRIX SPIKE DUPLICATE: 4982140 4982141

Parameter	Units	92824347005 Result	MS Spike Conc.	MSD Spike Conc.	MS Result	MSD Result	MS % Rec	MSD % Rec	% Rec Limits	RPD	Max RPD	Qual
Alkalinity, Total(CaCO3) pH4.5	mg/L	57.4	50	50	108	107	102	100	80-120	1	25	

Results presented on this page are in the units indicated by the "Units" column except where an alternate unit is presented to the right of the result.

This report shall not be reproduced, except in full,
without the written consent of Pace Analytical Services, LLC.

Pace Analytical Services, LLC
9800 Kincey Ave. Suite 100
Huntersville, NC 28078
(704)875-9092

QUALITY CONTROL DATA

Project: Bowen AP-1 CA Month 3
Pace Project No.: 92824343

QC Batch: 968163
QC Batch Method: SM 2540C-2020
Analysis Method: SM 2540C-2020
Analysis Description: 2540C Total Dissolved Solids
Laboratory: Pace Analytical Services - Asheville
Associated Lab Samples: 92824343003, 92824343004, 92824343005

METHOD BLANK: 4976004
Matrix: Water
Associated Lab Samples: 92824343003, 92824343004, 92824343005

Parameter	Units	Blank Result	Reporting Limit	MDL	Analyzed	Qualifiers
Total Dissolved Solids	mg/L	ND	25.0	25.0	10/21/25 15:42	

LABORATORY CONTROL SAMPLE: 4976005

Parameter	Units	Spike Conc.	LCS Result	LCS % Rec	% Rec Limits	Qualifiers
Total Dissolved Solids	mg/L	250	246	98	90-110	

SAMPLE DUPLICATE: 4976006

Parameter	Units	92824343003 Result	Dup Result	RPD	Max RPD	Qualifiers
Total Dissolved Solids	mg/L	898	896	0	25	

SAMPLE DUPLICATE: 4976007

Parameter	Units	92824050001 Result	Dup Result	RPD	Max RPD	Qualifiers
Total Dissolved Solids	mg/L	316	309	2	25	

Results presented on this page are in the units indicated by the "Units" column except where an alternate unit is presented to the right of the result.

This report shall not be reproduced, except in full,
without the written consent of Pace Analytical Services, LLC.

Pace Analytical Services, LLC
9800 Kincey Ave. Suite 100
Huntersville, NC 28078
(704)875-9092

QUALITY CONTROL DATA

Project: Bowen AP-1 CA Month 3
Pace Project No.: 92824343

QC Batch: 968272
QC Batch Method: SM 2540C-2020
Analysis Method: SM 2540C-2020
Analysis Description: 2540C Total Dissolved Solids
Laboratory: Pace Analytical Services - Asheville
Associated Lab Samples: 92824343001, 92824343002, 92824343006, 92824343007, 92824343008

METHOD BLANK: 4976567
Matrix: Water
Associated Lab Samples: 92824343001, 92824343002, 92824343006, 92824343007, 92824343008

Parameter	Units	Blank Result	Reporting Limit	MDL	Analyzed	Qualifiers
Total Dissolved Solids	mg/L	ND	25.0	25.0	10/22/25 12:38	

LABORATORY CONTROL SAMPLE: 4976568

Parameter	Units	Spike Conc.	LCS Result	LCS % Rec	% Rec Limits	Qualifiers
Total Dissolved Solids	mg/L	250	252	101	90-110	

SAMPLE DUPLICATE: 4976569

Parameter	Units	92823685015 Result	Dup Result	RPD	Max RPD	Qualifiers
Total Dissolved Solids	mg/L	233	221	5	25	

SAMPLE DUPLICATE: 4976570

Parameter	Units	92824344001 Result	Dup Result	RPD	Max RPD	Qualifiers
Total Dissolved Solids	mg/L	233	235	1	25	

Results presented on this page are in the units indicated by the "Units" column except where an alternate unit is presented to the right of the result.

This report shall not be reproduced, except in full,
without the written consent of Pace Analytical Services, LLC.

Pace Analytical Services, LLC
9800 Kincey Ave. Suite 100
Huntersville, NC 28078
(704)875-9092

QUALITY CONTROL DATA

Project: Bowen AP-1 CA Month 3
Pace Project No.: 92824343

QC Batch: 967619
QC Batch Method: SM 4500-S2D-2021
Analysis Method: SM 4500-S2D-2021
Analysis Description: 4500S2D Sulfide Water
Laboratory: Pace Analytical Services - Asheville
Associated Lab Samples: 92824343001, 92824343002, 92824343003, 92824343004, 92824343005, 92824343006, 92824343007, 92824343008

METHOD BLANK: 4973306
Matrix: Water
Associated Lab Samples: 92824343001, 92824343002, 92824343003, 92824343004, 92824343005, 92824343006, 92824343007, 92824343008

Parameter	Units	Blank Result	Reporting Limit	MDL	Analyzed	Qualifiers
Sulfide	mg/L	ND	0.10	0.022	10/18/25 03:21	

LABORATORY CONTROL SAMPLE: 4973307

Parameter	Units	Spike Conc.	LCS Result	LCS % Rec	% Rec Limits	Qualifiers
Sulfide	mg/L	0.5	0.52	105	80-120	

MATRIX SPIKE & MATRIX SPIKE DUPLICATE: 4973308 4973309

Parameter	Units	92824147001 Result	MS Spike Conc.	MSD Spike Conc.	MS Result	MSD Result	MS % Rec	MSD % Rec	% Rec Limits	RPD	Max RPD	Qual
Sulfide	mg/L	ND	0.5	0.5	0.48	0.48	94	94	80-120	0	10	

MATRIX SPIKE & MATRIX SPIKE DUPLICATE: 4973310 4973311

Parameter	Units	92824343006 Result	MS Spike Conc.	MSD Spike Conc.	MS Result	MSD Result	MS % Rec	MSD % Rec	% Rec Limits	RPD	Max RPD	Qual
Sulfide	mg/L	ND	0.5	0.5	0.51	0.51	101	102	80-120	0	10	

Results presented on this page are in the units indicated by the "Units" column except where an alternate unit is presented to the right of the result.

This report shall not be reproduced, except in full,
without the written consent of Pace Analytical Services, LLC.

Pace Analytical Services, LLC
9800 Kincey Ave. Suite 100
Huntersville, NC 28078
(704)875-9092

QUALITY CONTROL DATA

Project: Bowen AP-1 CA Month 3
Pace Project No.: 92824343

QC Batch: 967666
QC Batch Method: EPA 300.0 Rev 2.1 1993
Analysis Method: EPA 300.0 Rev 2.1 1993
Analysis Description: 300.0 IC Anions
Laboratory: Pace Analytical Services - Asheville
Associated Lab Samples: 92824343001, 92824343002, 92824343003, 92824343004, 92824343005, 92824343006, 92824343007, 92824343008

METHOD BLANK: 4973505 Matrix: Water
Associated Lab Samples: 92824343001, 92824343002, 92824343003, 92824343004, 92824343005, 92824343006, 92824343007, 92824343008

Parameter	Units	Blank Result	Reporting Limit	MDL	Analyzed	Qualifiers
Chloride	mg/L	ND	1.0	0.60	10/19/25 02:46	
Fluoride	mg/L	ND	0.10	0.050	10/19/25 02:46	
Sulfate	mg/L	ND	1.0	0.50	10/19/25 02:46	

LABORATORY CONTROL SAMPLE: 4973506

Parameter	Units	Spike Conc.	LCS Result	LCS % Rec	% Rec Limits	Qualifiers
Chloride	mg/L	50	50.9	102	90-110	
Fluoride	mg/L	2.5	2.5	102	90-110	
Sulfate	mg/L	50	50.5	101	90-110	

MATRIX SPIKE & MATRIX SPIKE DUPLICATE: 4973507 4973508

Parameter	Units	92824440016 Result	MS Spike Conc.	MSD Spike Conc.	MS Result	MSD Result	MS % Rec	MSD % Rec	% Rec Limits	RPD	Max RPD	Qual
Chloride	mg/L	61.1	50	50	100	98.0	78	74	90-110	2	10	M1
Fluoride	mg/L	0.30	2.5	2.5	2.9	2.9	102	103	90-110	1	10	
Sulfate	mg/L	ND	50	50	51.9	52.1	103	103	90-110	1	10	

MATRIX SPIKE & MATRIX SPIKE DUPLICATE: 4973509 4973510

Parameter	Units	92824343004 Result	MS Spike Conc.	MSD Spike Conc.	MS Result	MSD Result	MS % Rec	MSD % Rec	% Rec Limits	RPD	Max RPD	Qual
Chloride	mg/L	487	50	50	521	521	68	68	90-110	0	10	M1
Fluoride	mg/L	0.13	2.5	2.5	2.7	2.7	101	102	90-110	1	10	
Sulfate	mg/L	361	50	50	397	397	73	73	90-110	0	10	M1

Results presented on this page are in the units indicated by the "Units" column except where an alternate unit is presented to the right of the result.

REPORT OF LABORATORY ANALYSIS

This report shall not be reproduced, except in full,
without the written consent of Pace Analytical Services, LLC.

Pace Analytical Services, LLC
9800 Kincey Ave. Suite 100
Huntersville, NC 28078
(704)875-9092

QUALITY CONTROL DATA

Project: Bowen AP-1 CA Month 3
Pace Project No.: 92824343

QC Batch: 967712
QC Batch Method: EPA 3005A
Analysis Method: EPA 6020B
Analysis Description: WC 6020B MET
Laboratory: Pace Analytical Services - West Columbia
Associated Lab Samples: 92824343001, 92824343002, 92824343003, 92824343004, 92824343005, 92824343006, 92824343007, 92824343008

METHOD BLANK: 4973644
Matrix: Water
Associated Lab Samples: 92824343001, 92824343002, 92824343003, 92824343004, 92824343005, 92824343006, 92824343007, 92824343008

Parameter	Units	Blank Result	Reporting Limit	MDL	Analyzed	Qualifiers
Antimony	mg/L	ND	0.0020	0.00050	11/06/25 09:19	
Arsenic	mg/L	ND	0.0020	0.0012	11/06/25 09:19	
Barium	mg/L	ND	0.0050	0.0012	11/06/25 09:19	
Beryllium	mg/L	ND	0.00040	0.00015	11/06/25 09:19	
Boron	mg/L	ND	0.040	0.0062	11/06/25 09:19	
Cadmium	mg/L	ND	0.00050	0.00012	11/06/25 09:19	
Calcium	mg/L	ND	0.40	0.10	11/06/25 09:19	
Chromium	mg/L	ND	0.0050	0.0012	11/06/25 09:19	
Cobalt	mg/L	ND	0.0050	0.0012	11/06/25 09:19	
Iron	mg/L	ND	0.040	0.012	11/06/25 09:19	
Lead	mg/L	ND	0.0010	0.00025	11/06/25 09:19	
Magnesium	mg/L	ND	0.050	0.010	11/06/25 09:19	
Manganese	mg/L	ND	0.0050	0.0012	11/06/25 09:19	
Molybdenum	mg/L	ND	0.010	0.0025	11/06/25 09:19	
Potassium	mg/L	ND	0.40	0.10	11/06/25 09:19	
Selenium	mg/L	ND	0.0050	0.0012	11/06/25 09:19	
Sodium	mg/L	ND	0.40	0.15	11/06/25 09:19	
Thallium	mg/L	ND	0.00050	0.00015	11/06/25 09:19	

LABORATORY CONTROL SAMPLE: 4973645

Parameter	Units	Spike Conc.	LCS Result	LCS % Rec	% Rec Limits	Qualifiers
Antimony	mg/L	0.1	0.11	106	80-120	
Arsenic	mg/L	0.1	0.090	90	80-120	
Barium	mg/L	0.1	0.095	95	80-120	
Beryllium	mg/L	0.1	0.097	97	80-120	
Boron	mg/L	0.1	0.095	95	80-120	
Cadmium	mg/L	0.1	0.097	97	80-120	
Calcium	mg/L	1	1.1	105	80-120	
Chromium	mg/L	0.1	0.10	104	80-120	
Cobalt	mg/L	0.1	0.10	105	80-120	
Iron	mg/L	1	0.91	91	80-120	
Lead	mg/L	0.1	0.10	101	80-120	
Magnesium	mg/L	1	0.94	94	80-120	
Manganese	mg/L	0.1	0.10	101	80-120	
Molybdenum	mg/L	0.1	0.096	96	80-120	
Potassium	mg/L	1	0.97	97	80-120	

Results presented on this page are in the units indicated by the "Units" column except where an alternate unit is presented to the right of the result.

This report shall not be reproduced, except in full,
without the written consent of Pace Analytical Services, LLC.

Pace Analytical Services, LLC
9800 Kincey Ave. Suite 100
Huntersville, NC 28078
(704)875-9092

QUALITY CONTROL DATA

Project: Bowen AP-1 CA Month 3
Pace Project No.: 92824343

LABORATORY CONTROL SAMPLE: 4973645

Parameter	Units	Spike Conc.	LCS Result	LCS % Rec	% Rec Limits	Qualifiers
Selenium	mg/L	0.1	0.084	84	80-120	
Sodium	mg/L	1	0.99	99	80-120	
Thallium	mg/L	0.1	0.10	104	80-120	

MATRIX SPIKE & MATRIX SPIKE DUPLICATE: 4973646 4973647

Parameter	Units	92824317004 Result	MS Spike Conc.	MSD Spike Conc.	MS Result	MSD Result	MS % Rec	MSD % Rec	% Rec Limits	RPD	Max RPD	Qual
Antimony	mg/L	ND	0.1	0.1	0.11	0.11	112	111	75-125	1	20	
Arsenic	mg/L	ND	0.1	0.1	0.10	0.10	101	100	75-125	1	20	
Barium	mg/L	92.9 ug/L	0.1	0.1	0.20	0.19	103	101	75-125	1	20	
Beryllium	mg/L	0.22J ug/L	0.1	0.1	0.11	0.11	106	106	75-125	0	20	
Boron	mg/L	6.6J ug/L	0.1	0.1	0.10	0.10	97	96	75-125	1	20	
Cadmium	mg/L	ND	0.1	0.1	0.11	0.10	106	103	75-125	2	20	
Calcium	mg/L	318J ug/L	1	1	1.4	1.3	106	102	75-125	3	20	
Chromium	mg/L	ND	0.1	0.1	0.11	0.11	108	106	75-125	2	20	
Cobalt	mg/L	23.9 ug/L	0.1	0.1	0.13	0.13	111	109	75-125	1	20	
Iron	mg/L	359 ug/L	1	1	1.3	1.3	96	97	75-125	1	20	
Lead	mg/L	0.27J ug/L	0.1	0.1	0.10	0.10	99	99	75-125	0	20	
Magnesium	mg/L	752 ug/L	1	1	1.8	1.7	107	97	75-125	6	20	
Manganese	mg/L	804 ug/L	0.1	0.1	0.92	0.91	121	106	75-125	2	20	
Molybdenum	mg/L	ND	0.1	0.1	0.096	0.097	96	97	75-125	1	20	
Potassium	mg/L	1930 ug/L	1	1	3.0	2.9	104	98	75-125	2	20	
Selenium	mg/L	ND	0.1	0.1	0.10	0.10	99	99	75-125	0	20	
Sodium	mg/L	2400 ug/L	1	1	3.5	3.4	111	102	75-125	2	20	
Thallium	mg/L	0.56 ug/L	0.1	0.1	0.10	0.10	101	101	75-125	0	20	

Results presented on this page are in the units indicated by the "Units" column except where an alternate unit is presented to the right of the result.

This report shall not be reproduced, except in full,
without the written consent of Pace Analytical Services, LLC.

Pace Analytical Services, LLC
9800 Kincey Ave. Suite 100
Huntersville, NC 28078
(704)875-9092

QUALITY CONTROL DATA

Project: Bowen AP-1 CA Month 3
Pace Project No.: 92824343

QC Batch: 968263
QC Batch Method: EPA 7470A
Analysis Method: EPA 7470A
Analysis Description: WCOL 7470 Mercury
Laboratory: Pace Analytical Services - West Columbia
Associated Lab Samples: 92824343001, 92824343002, 92824343003, 92824343004, 92824343005, 92824343006, 92824343007, 92824343008

METHOD BLANK: 4976501
Matrix: Water
Associated Lab Samples: 92824343001, 92824343002, 92824343003, 92824343004, 92824343005, 92824343006, 92824343007, 92824343008

Parameter	Units	Blank Result	Reporting Limit	MDL	Analyzed	Qualifiers
Mercury	mg/L	ND	0.00020	0.000091	10/22/25 00:41	

LABORATORY CONTROL SAMPLE: 4976502

Parameter	Units	Spike Conc.	LCS Result	LCS % Rec	% Rec Limits	Qualifiers
Mercury	mg/L	0.002	0.0020	102	80-120	

MATRIX SPIKE & MATRIX SPIKE DUPLICATE: 4976503 4976504

Parameter	Units	92824343001 Result	MS Spike Conc.	MSD Spike Conc.	MS Result	MSD Result	MS % Rec	MSD % Rec	% Rec Limits	RPD	Max RPD	Qual
Mercury	mg/L	ND	0.002	0.002	0.0019	0.0019	96	96	80-120	0	20	

Results presented on this page are in the units indicated by the "Units" column except where an alternate unit is presented to the right of the result.

REPORT OF LABORATORY ANALYSIS

This report shall not be reproduced, except in full,
without the written consent of Pace Analytical Services, LLC.

Pace Analytical Services, LLC
9800 Kincey Ave. Suite 100
Huntersville, NC 28078
(704)875-9092

QUALIFIERS

Project: Bowen AP-1 CA Month 3
Pace Project No.: 92824343

DEFINITIONS

DF - Dilution Factor, if reported, represents the factor applied to the reported data due to dilution of the sample aliquot.

ND - Not Detected at or above adjusted reporting limit.

TNTC - Too Numerous To Count

J - Estimated concentration above the adjusted method detection limit and below the adjusted reporting limit.

MDL - Adjusted Method Detection Limit.

PQL - Practical Quantitation Limit.

RL - Reporting Limit - The lowest concentration value that meets project requirements for quantitative data with known precision and bias for a specific analyte in a specific matrix.

S - Surrogate

1,2-Diphenylhydrazine decomposes to and cannot be separated from Azobenzene using Method 8270. The result for each analyte is a combined concentration.

Consistent with EPA guidelines, unrounded data are displayed and have been used to calculate % recovery and RPD values.

LCS(D) - Laboratory Control Sample (Duplicate)

MS(D) - Matrix Spike (Duplicate)

DUP - Sample Duplicate

RPD - Relative Percent Difference

NC - Not Calculable.

SG - Silica Gel - Clean-Up

U - Indicates the compound was analyzed for, but not detected.

Acid preservation may not be appropriate for 2 Chloroethylvinyl ether.

A separate vial preserved to a pH of 4-5 is recommended in SW846 Chapter 4 for the analysis of Acrolein and Acrylonitrile by EPA Method 8260.

N-Nitrosodiphenylamine decomposes and cannot be separated from Diphenylamine using Method 8270. The result reported for each analyte is a combined concentration.

Reported results are not rounded until the final step prior to reporting. Therefore, calculated parameters that are typically reported as "Total" may vary slightly from the sum of the reported component parameters.

Pace Analytical is TNI accredited. Contact your Pace PM for the current list of accredited analytes.

TNI - The NELAC Institute.

WORKORDER QUALIFIERS

WO: 92824343

[1]	GEOSYNTEC
[2]	DO NOT DILUTE. MUST MEET REPORTING LIMITS. LET PM KNOW FIRST IF THERE ARE ISSUES.

ANALYTE QUALIFIERS

M1	Matrix spike recovery exceeded QC limits. Batch accepted based on laboratory control sample (LCS) recovery.

This report shall not be reproduced, except in full,
without the written consent of Pace Analytical Services, LLC.

Pace Analytical Services, LLC
9800 Kincey Ave. Suite 100
Huntersville, NC 28078
(704)875-9092

QUALITY CONTROL DATA CROSS REFERENCE TABLE

Project: Bowen AP-1 CA Month 3
Pace Project No.: 92824343

Lab ID	Sample ID	QC Batch Method	QC Batch	Analytical Method	Analytical Batch
92824343001	**BOW-PT-02**	3015	2623268	EPA 6020B	2623268
92824343002	**BOW-PT-04**	3015	2623268	EPA 6020B	2623268
92824343003	**BOW-PT-05**	3015	2623268	EPA 6020B	2623268
92824343004	**BOW-PT-06**	3015	2623268	EPA 6020B	2623268
92824343005	**BOW-INW-01**	3015	2623268	EPA 6020B	2623268
92824343006	**BOW-AP1-FD-01**	3015	2623268	EPA 6020B	2623268
92824343007	**BOW-AP1-FB-01**	3015	2623268	EPA 6020B	2623268
92824343008	**BOW-AP1-EB-01**	3015	2623268	EPA 6020B	2623268
92824343001	**BOW-PT-02**	SM 2320B-2021	969342		
92824343002	**BOW-PT-04**	SM 2320B-2021	969342		
92824343003	**BOW-PT-05**	SM 2320B-2021	969329		
92824343004	**BOW-PT-06**	SM 2320B-2021	969329		
92824343005	**BOW-INW-01**	SM 2320B-2021	969330		
92824343006	**BOW-AP1-FD-01**	SM 2320B-2021	969342		
92824343007	**BOW-AP1-FB-01**	SM 2320B-2021	969342		
92824343008	**BOW-AP1-EB-01**	SM 2320B-2021	969342		
92824343001	**BOW-PT-02**	SM 2540C-2020	968272		
92824343002	**BOW-PT-04**	SM 2540C-2020	968272		
92824343003	**BOW-PT-05**	SM 2540C-2020	968163		
92824343004	**BOW-PT-06**	SM 2540C-2020	968163		
92824343005	**BOW-INW-01**	SM 2540C-2020	968163		
92824343006	**BOW-AP1-FD-01**	SM 2540C-2020	968272		
92824343007	**BOW-AP1-FB-01**	SM 2540C-2020	968272		
92824343008	**BOW-AP1-EB-01**	SM 2540C-2020	968272		
92824343001	**BOW-PT-02**	SM 4500-S2D-2021	967619		
92824343002	**BOW-PT-04**	SM 4500-S2D-2021	967619		
92824343003	**BOW-PT-05**	SM 4500-S2D-2021	967619		
92824343004	**BOW-PT-06**	SM 4500-S2D-2021	967619		
92824343005	**BOW-INW-01**	SM 4500-S2D-2021	967619		
92824343006	**BOW-AP1-FD-01**	SM 4500-S2D-2021	967619		
92824343007	**BOW-AP1-FB-01**	SM 4500-S2D-2021	967619		
92824343008	**BOW-AP1-EB-01**	SM 4500-S2D-2021	967619		
92824343001	**BOW-PT-02**	EPA 300.0 Rev 2.1 1993	967666		
92824343002	**BOW-PT-04**	EPA 300.0 Rev 2.1 1993	967666		
92824343003	**BOW-PT-05**	EPA 300.0 Rev 2.1 1993	967666		
92824343004	**BOW-PT-06**	EPA 300.0 Rev 2.1 1993	967666		
92824343005	**BOW-INW-01**	EPA 300.0 Rev 2.1 1993	967666		
92824343006	**BOW-AP1-FD-01**	EPA 300.0 Rev 2.1 1993	967666		
92824343007	**BOW-AP1-FB-01**	EPA 300.0 Rev 2.1 1993	967666		
92824343008	**BOW-AP1-EB-01**	EPA 300.0 Rev 2.1 1993	967666		
92824343001	**BOW-PT-02**	EPA 3005A	967712	EPA 6020B	971934
92824343002	**BOW-PT-04**	EPA 3005A	967712	EPA 6020B	971934
92824343003	**BOW-PT-05**	EPA 3005A	967712	EPA 6020B	971934
92824343004	**BOW-PT-06**	EPA 3005A	967712	EPA 6020B	971934

This report shall not be reproduced, except in full,
without the written consent of Pace Analytical Services, LLC.

Pace Analytical Services, LLC
9800 Kincey Ave. Suite 100
Huntersville, NC 28078
(704)875-9092

QUALITY CONTROL DATA CROSS REFERENCE TABLE

Project: Bowen AP-1 CA Month 3
Pace Project No.: 92824343

Lab ID	Sample ID	QC Batch Method	QC Batch	Analytical Method	Analytical Batch
92824343005	**BOW-INW-01**	EPA 3005A	967712	EPA 6020B	971934
92824343006	**BOW-AP1-FD-01**	EPA 3005A	967712	EPA 6020B	971934
92824343007	**BOW-AP1-FB-01**	EPA 3005A	967712	EPA 6020B	971934
92824343008	**BOW-AP1-EB-01**	EPA 3005A	967712	EPA 6020B	971934
92824343001	**BOW-PT-02**	EPA 7470A	968263	EPA 7470A	968532
92824343002	**BOW-PT-04**	EPA 7470A	968263	EPA 7470A	968532
92824343003	**BOW-PT-05**	EPA 7470A	968263	EPA 7470A	968532
92824343004	**BOW-PT-06**	EPA 7470A	968263	EPA 7470A	968532
92824343005	**BOW-INW-01**	EPA 7470A	968263	EPA 7470A	968532
92824343006	**BOW-AP1-FD-01**	EPA 7470A	968263	EPA 7470A	968532
92824343007	**BOW-AP1-FB-01**	EPA 7470A	968263	EPA 7470A	968532
92824343008	**BOW-AP1-EB-01**	EPA 7470A	968263	EPA 7470A	968532

This report shall not be reproduced, except in full,
without the written consent of Pace Analytical Services, LLC.

Pace	DC#_Title: ENV-FRM-HUN1-0083 v05_Sample Condition Upon Receipt
	Effective Date: 05/24/2024

Laboratory receiving samples:

Asheville ☐ Eden ☐ Greenwood ☐ Huntersville ☐ Raleigh ☐ Mechanicsville ☐ Atlanta ☑ Kernersville ☐

Sample Condition Upon Receipt

Client Name: GA Power

Project #:

WO# : 92824343

92824343

Courier: ☐ Commercial ☐ Fed Ex ☐ UPS ☐ USPS ☐ Pace ☐ Other:____ ☑ Client

Custody Seal Present? ☐ Yes ☑ No Seals Intact? ☐ Yes ☐ No ☑ N/A

Date/Initials Person Examining Contents: 10/17/25 (dv

Packing Material: ☐ Bubble Wrap ☐ Bubble Bags ☑ None ☐ Other

Biological Tissue Frozen? ☐ Yes ☐ No ☑ N/A

Thermometer: ☑ IR Gun ID: 083

Type of Ice: ☑ Wet ☐ Blue ☐ None

Cooler Temp: 2.2

Correction Factor: Add/Subtract (°C) 0.0

Temp should be above freezing to 6°C

☐ Samples out of temp criteria. Samples on ice, cooling process has begun

Cooler Temp Corrected (°C): 2.2

USDA Regulated Soil (☐ N/A, water sample)

Did samples originate in a quarantine zone within the United States: CA, NY, or SC (check maps)? ☐ Yes ☐ No

Did samples originate from a foreign source (internationally, including Hawaii and Puerto Rico)? ☐ Yes ☐ No

				Comments/Discrepancy:
Chain of Custody Present?	☑ Yes	☐ No	☐ N/A	1.
Samples Arrived within Hold Time?	☑ Yes	☐ No	☐ N/A	2.
Short Hold Time Analysis (<72 hr.)?	☐ Yes	☑ No	☐ N/A	3.
Rush Turn Around Time Requested?	☐ Yes	☑ No	☐ N/A	4.
Sufficient Volume?	☑ Yes	☐ No	☐ N/A	5.
Correct Containers Used?	☑ Yes	☐ No	☐ N/A	6.
-Pace Containers Used?	☑ Yes	☐ No	☐ N/A	
Containers Intact?	☑ Yes	☐ No	☐ N/A	7.
Dissolved analysis: Samples Field Filtered?	☐ Yes	☐ No	☑ N/A	8.
Sample Labels Match COC?	☑ Yes	☐ No	☐ N/A	9.
-Includes Date/Time/ID/Analysis Matrix: W				
Headspace in VOA Vials (>5-6mm)?	☐ Yes	☐ No	☑ N/A	10.
Trip Blank Present?	☐ Yes	☐ No	☑ N/A	11.
Trip Blank Custody Seals Present?	☐ Yes	☐ No	☑ N/A	

COMMENTS/SAMPLE DISCREPANCY

Field Data Required? ☐ Yes ☐ No

Lot ID of split containers:

CLIENT NOTIFICATION/RESOLUTION

Person contacted: _____ Date/Time: _____

Project Manager SCURF Review: _____ **Date:** _____

Project Manager SRF Review: _____ **Date:** _____

DC#_Title: ENV-FRM-HUN1-0083 v05_Sample Condition Upon Receipt

Effective Date: 05/24/2024

*Check mark top half of box if pH and/or dechlorination is verified and within the acceptance range for preservation samples.
Exceptions: VOA, Coliform, TOC, Oil and Grease, DRO/8015 (water) DOC, LLHg
**Bottom half of box is to list number of bottles
***Check all unpreserved Nitrates for chlorine

Project # **WO# : 92824343**
PM: BV Due Date: 10/31/25
CLIENT: 92-GP-BOWLF

Laboratory Receiving Location: Asheville ☐ Eden ☐ Greenwood ☐ Huntersville ☐ Raleigh ☐ Mec

Client_____ Profile/EZ (Circle one)_____ Notes_____

Item#	BP4U-125 mL Plastic Unpreserved (N/A) (Cl-)	BP3U-250 mL Plastic Unpreserved (N/A)	BP2U-500 mL Plastic Unpreserved (N/A)	BP1U-1 liter Plastic Unpreserved (N/A)		BP4S-125 mL Plastic H2SO4 (pH < 2) (Cl-)	DP3N-250 mL plastic HNO3 (pH < 2)	BP4Z-125 mL Plastic ZN Acetate & NaOH (>9)	BP4B-125 mL Plastic NaOH (pH > 12) (Cl-)	WGFU-Wide-mouthed Glass jar Unpreserved	AG1U-1 liter Amber Unpreserved (N/A) (Cl-)	AG1H-1 liter Amber HCl (pH < 2)	AG3U-250 mL Amber Unpreserved (N/A) (Cl-)	AG1S-1 liter Amber H2SO4 (pH < 2)	AG3S-250 mL Amber H2SO4 (pH < 2)	DG94-40 mL Amber NH4Cl (N/A)(Cl-)	DG9H-40 mL VOA HCl (N/A)	VG9T-40 mL VOA Na2S2O3 (N/A)	VG9U-40 mL VOA Unpreserved (N/A)	DG9V-40 mL VOA H3PO4 (N/A)	KP7U-50 mL Plastic Unpreserved (N/A)	V/GK (3 vials per kit)-VPH/Gas kit (N/A)	SP5T-125 mL Sterile Plastic (N/A – lab)	SP2T-250 mL Sterile Plastic (N/A – lab)		BP3R-250 mL Plastic (NH2)2SO4 (9.3-9.7)	AG0U-100 mL Amber Unpreserved (N/A) (Cl-)	VSGU-20 mL Scintillation vials (N/A)	DG9U-40 mL Amber Unpreserved vials (N/A)
CC																													
1		2	1				2	1																					
2		2	1				2	1																					
3		2	1				2	1																					
4		2	1				2	1																					
5		2	1				2	1																					
6		2	1				2	1																					
7		2	1				2	1																					
8		2	1				2	1																					
9																													
10																													
11																													
12																													

pH Adjustment Log for Preserved Samples

Sample ID	Type of Preservative	pH upon receipt	Date preservation adjusted	Time preservation adjusted	Amount of Preservative added	Lot #

Note: Whenever there is a discrepancy affecting North Carolina compliance samples, a copy of this form will be sent to the North Carolina DENR Certification Office (i.e. Out of hold, incorrect preservative, out of temp, incorrect containers.

Pace® Location Requested (City/State):

Pace Analytical Charlotte
9800 Kinney Ave. Suite 100, Huntersville, NC 28078

CHAIN-OF-CUSTODY Analytical Request Document

Chain-of-Custody is a LEGAL DOCUMENT - Complete all relevant fields

LAB USE ONLY - Affix Workorder/Login Label Here

Scan QR Code for instructions

Company Name: Georgia Power - Bowen

Street Address: 241 Ralph McGill Blvd NE, Bin 10160, Atlanta, GA 30308

Customer Project #:

Project Name: Bowen AP-1 CA Month 3

Site Collection Info/Facility ID (as applicable):

Contact/Report To: Kristen Jurinko, Mintao Lu, Marty Crook

Phone #: (470) 217-0008

E-Mail: knjurink@southernco.com

Cc E-Mail: Laura Midkiff, Ben Hodges, Mike Smilley, Noelia Gangi

Invoice to: Account Payable

Invoice E-mail: georgiapowerinvoices@southernco.com

Purchase Order # (if applicable): GPC95642-0007

Quote #:

Time Zone Collected: [ ] AK [ ] PT [ ] MT [ ] CT [X] ET

County / State origin of sample(s): Georgia

Data Deliverables: [ ] Level II [ ] Level III [ ] Level IV [ ] EQUIS [ ] Other

Regulatory Program (DW, RCRA, etc.) as applicable: Reportable [ ] Yes [ ] No

Rush (Pre-approval required): [ ] Same Day [ ] 1 Day [ ] 2 Day [ ] 3 Day Other

Date Results Requested:

DW PWSID # or WW Permit # as applicable:

Field Filtered (if applicable): [ ] Yes [ ] No

Analysis:

* Matrix Codes (insert in Matrix box below): Drinking Water (DW), Ground Water (GW), Wastewater (WW), Product (P), Soil/Solid (SS), Oil (Ox), Wipe (WP), Tissue (TS), Bioassay (B), Vapor (V), Surface Water (SW), Sediment (SED), Sludge (SL), Caulk (CK), Leachate (LL), Biosolid (BS), Other (OT)

Specify Container Size **: 3 | 2 | 3 | 4 | 3

Identify Container Preservative Type***: 1 | 1 | 1 | 5+6 | 2

** Container Size: (1) 1L, (2) 500mL, (3) 250mL, (4) 125mL, (5) 100mL, (6) 40mL vial, (7) EnCore, (8) TerraCore, (9) 90mL, (10) Other

*** Preservative Types: (1) None, (2) HNO3, (3) H2SO4, (4) HCl, (5) NaOH, (6) Zn Acetate, (7) NaHSO4, (8) Sod Thiosulfate, (9) Ascorbic Acid, (10) MeOH, (11) Other

Customer Sample ID	Matrix *	Comp / Grab	Composite Start Date	Composite Start Time	Collected or Composite End Date	Collected or Composite End Time	# Cont.	Residual Chlorine Result	Residual Chlorine Units	2320B Total Alkalinity, Bicarbonate Alkalinity	2540C Total Dissolved Solids	300.0-F-,SO4 2-, Cl-	4500S2D Sulfide	*Appendix III, IV + Additional Metals	Sample Comment	Preservation non-conformance identified for sample
BOW-PT-02	WG	G			10/16/25	1115	6			X	X	X	X	X		
BOW-PT-04	WG	G			10/16/25	1154	6			X	X	X	X	X		
BOW-PT-05	WG	G			10/15/25	1327	6			X	X	X	X	X		
BOW-PT-06	WG	G			10/15/25	1150	6			X	X	X	X	X		
BOW-INW-01	WG	G			10/15/25	1510	6			X	X	X	X	X		
BOW-AP1-FD-01	WG	G			10/16/25	—	6			X	X	X	X	X		
BOW-AP1-FB-01	WG	G			10/16/25	1257	6			X	X	X	X	X		
BOW-AP1-EB-01	WG	G			10/16/25	1307	6			X	X	X	X	X		

Lab Use Only: Proj. Mgr: Bonnie Vang; AcctNum / Client ID:; Table #:; Profile / Template: 16507; Prelog / Bottle Ord. ID: EZ 3307235

Additional Instructions from Pace®:

Task Code: BOW-CCR-CA-~~00251046~~ 2025i015

*Appendix III: Boron, Calcium, Chloride, Fluoride, Sulfate, TDS

*Appendix IV: Antimony, Arsenic, Barium, Beryllium, Cadmium, Chromium, Cobalt, Fluoride, Lead, Lithium, Mercury, Molybdenum, Selenium, Thallium

*Additional Metals: Iron, Magnesium, Manganese, Potassium, Sodium

Collected By: William Laaker, Jay Siewert, Natalie Piparo, Shannon Northen

Printed Name:

Signature:

ENSAFE

Customer Remarks / Special Conditions / Possible Hazards:

Coolers: Thermometer ID: Correction Factor (°C): Obs. Temp (°C): Corrected Temp (°C): [ ] On Ice

Relinquished by/Company: (Signature)	Date/Time:	Received by/Company: (Signature)	Date/Time:
EnSafe	10/17/25 9:14		10/17/25 0916
Relinquished by/Company: (Signature)	Date/Time:	Received by/Company: (Signature)	Date/Time:
Relinquished by/Company: (Signature)	Date/Time:	Received by/Company: (Signature)	Date/Time:
Relinquished by/Company: (Signature)	Date/Time:	Received by/Company: (Signature)	Date/Time:

Tracking Number:

Delivered by: [ ] In-Person [ ] Courier [ ] FedEx [ ] UPS [ ] Other

Page: 1 of 1

Submitting a sample via this chain of custody constitutes acknowledgment and acceptance of the Pace® Terms and Conditions found at https://www.pacelabs.com/resource-library/resource/pace-terms-and-conditions/

ENV-FRM-CORQ-0019_v02_110123 ©

Pace Analytical Services, LLC
9800 Kincey Ave. Suite 100
Huntersville, NC 28078
(704)875-9092

December 26, 2025

Kristen Jurinko
Southern Co.
241 Ralph McGill Blvd NE
Bin 10160
Atlanta, GA 30308

RE: Project: BOW AP CA Post Inj #2, Month 5
Pace Project No.: 92833965

Dear Kristen Jurinko:

Enclosed are the analytical results for sample(s) received by the laboratory on December 10, 2025. The results relate only to the samples included in this report. Results reported herein conform to the applicable TNI/NELAC Standards and the laboratory's Quality Manual, where applicable, unless otherwise noted in the body of the report.

The test results provided in this final report were generated by each of the following laboratories within the Pace Network:

- Pace National - Mt. Juliet
- Pace Analytical Services - Asheville
- Pace Analytical Services - West Columbia

If you have any questions concerning this report, please feel free to contact me.

Sincerely,

Bonnie Vang

Bonnie Vang
bonnie.vang@pacelabs.com
704-977-0968
Project Manager

Enclosures

cc: Marty Crook, Geosyntec Consultants
Whitney Law, Geosyntec
Mintao Lu, Geosyntec
Laura Midkiff, Southern Co.
Caroline Nelson, Geosyntec
Kevin Stephenson, Southern Company

This report shall not be reproduced, except in full,
without the written consent of Pace Analytical Services, LLC.

Pace Analytical Services, LLC
9800 Kincey Ave. Suite 100
Huntersville, NC 28078
(704)875-9092

CERTIFICATIONS

Project: BOW AP CA Post Inj #2, Month 5
Pace Project No.: 92833965

Pace Analytical Services National

12065 Lebanon Road, Mt. Juliet, TN 37122
Alabama Certification #: 40660
Alaska Certification 17-026
Arizona Certification #: AZ0612
Arkansas Certification #: 88-0469
California Certification #: 2932
Canada Certification #: 1461.01
Colorado Certification #: TN00003
Connecticut Certification #: PH-0197
DOD Certification: #1461.01
EPA# TN00003
Florida Certification #: E87487
Georgia DW Certification #: 923
Georgia Certification: NELAP
Idaho Certification #: TN00003
Illinois Certification #: 200008
Indiana Certification #: C-TN-01
Iowa Certification #: 364
Kansas Certification #: E-10277
Kentucky UST Certification #: 16
Kentucky Certification #: 90010
Louisiana Certification #: AI30792
Louisiana DW Certification #: LA180010
Maine Certification #: TN0002
Maryland Certification #: 324
Massachusetts Certification #: M-TN003
Michigan Certification #: 9958
Minnesota Certification #: 047-999-395
Mississippi Certification #: TN00003
Missouri Certification #: 340
Montana Certification #: CERT0086
Nebraska Certification #: NE-OS-15-05
Nevada Certification #: TN-03-2002-34
New Hampshire Certification #: 2975
New Jersey Certification #: TN002
New Mexico DW Certification
New York Certification #: 11742
North Carolina Aquatic Toxicity Certification #: 41
North Carolina Drinking Water Certification #: 21704
North Carolina Environmental Certificate #: 375
North Dakota Certification #: R-140
Ohio VAP Certification #: CL0069
Oklahoma Certification #: 9915
Oregon Certification #: TN200002
Pennsylvania Certification #: 68-02979
Rhode Island Certification #: LAO00356
South Carolina Certification #: 84004
South Dakota Certification
Tennessee DW/Chem/Micro Certification #: 2006
Texas Certification #: T 104704245-17-14
Texas Mold Certification #: LAB0152
USDA Soil Permit #: P330-15-00234
Utah Certification #: TN00003
Vermont Dept. of Health: ID# VT-2006
Virginia Certification #: VT2006
Virginia Certification #: 460132
Washington Certification #: C847
West Virginia Certification #: 233
Wisconsin Certification #: 998093910
Wyoming UST Certification #: via A2LA 2926.01
A2LA-ISO 17025 Certification #: 1461.01
A2LA-ISO 17025 Certification #: 1461.02
AIHA-LAP/LLC EMLAP Certification #:100789

Pace Analytical Services Asheville

2225 Riverside Drive, Asheville, NC 28804
Florida/NELAP Certification #: E87648
North Carolina Drinking Water Certification #: 37712
North Carolina Wastewater Certification #: 40
South Carolina Laboratory ID: 99030
South Carolina Certification #: 99030001
Virginia/VELAP Certification #: 460222

Pace Analytical Services West Columbia

106 Vantage Point Drive, West Columbia, SC 29172
Alaska Dept. of Energy Conservation, Cert# 20-002
California ELAP, cert# 3049
DoD, DoD QSM V5.4, cert# I.2224
DOE, DoD/DOE QSM V5.4, cert# I.2224.01
Florida, Dept. of Health, cert# E87653-70
Georgia, Env. Protection Division, cert# E87653
Illinois, EPA NELAP, cert# 2000552024-9
Kansas, Dept. of Health and Environment, cert# E-10417
Kentucky, Dept. for Env. Protection, UST, cert# 103582
Kentucky, Dept. for Env. Protection, cert# 98037
Louisiana, Dept. of Environmental Quality, cert# 5125
North Carolina, DEQ, Water Resources, cert# 329
New Jersey, Dept. of Env. Protection, cert# NLC 240005
Oklahoma, Dept. of Env. Quality, cert# 2023-175
Oregon, ELAP, cert# 4181-006
Pennsylvania, Dept. of Env. Protection, cert# 003
South Carolina, Dept. of Env. Services, cert# 32010001
Texas, Commission on Env. Quality, cert# TX-C24-00083
Virginia, Dept. of General Services, cert# 13080
Wisconsin, Dept. of Natural Resources, cert# 399136100

This report shall not be reproduced, except in full,
without the written consent of Pace Analytical Services, LLC.

Pace Analytical Services, LLC
9800 Kincey Ave. Suite 100
Huntersville, NC 28078
(704)875-9092

SAMPLE SUMMARY

Project: BOW AP CA Post Inj #2, Month 5
Pace Project No.: 92833965

Lab ID	Sample ID	Matrix	Date Collected	Date Received
92833965001	**BOW-PT-02**	Water	12/08/25 12:54	12/10/25 13:00
92833965002	**BOW-PT-04**	Water	12/09/25 12:32	12/10/25 13:00
92833965003	**BOW-PT-05**	Water	12/08/25 11:29	12/10/25 13:00
92833965004	**BOW-PT-06**	Water	12/08/25 11:47	12/10/25 13:00
92833965005	**BOW-INW-01**	Water	12/08/25 14:46	12/10/25 13:00
92833965006	**BOW-AP1-FD-01**	Water	12/08/25 00:00	12/10/25 13:00
92833965007	**BOW-AP1-FB-01**	Water	12/08/25 16:02	12/10/25 13:00
92833965008	**BOW-AP1-EB-01**	Water	12/08/25 15:52	12/10/25 13:00

This report shall not be reproduced, except in full,
without the written consent of Pace Analytical Services, LLC.

Pace Analytical Services, LLC
9800 Kincey Ave. Suite 100
Huntersville, NC 28078
(704)875-9092

SAMPLE ANALYTE COUNT

Project: BOW AP CA Post Inj #2, Month 5
Pace Project No.: 92833965

Lab ID	Sample ID	Method	Analysts	Analytes Reported	Laboratory
92833965001	**BOW-PT-02**	EPA 6020B	TMT	1	PAN
		SM 2320B-2021	SMS	2	PASI-A
		SM 2540C-2020	CMW1	1	PASI-A
		EPA 300.0 Rev 2.1 1993	JCM	3	PASI-A
		EPA 6020B	BW	13	PASI-WC
		EPA 7470A	KAJ1	1	PASI-WC
92833965002	**BOW-PT-04**	EPA 6020B	TMT	1	PAN
		SM 2320B-2021	SMS	2	PASI-A
		SM 2540C-2020	CDM	1	PASI-A
		EPA 300.0 Rev 2.1 1993	JCM	3	PASI-A
		EPA 6020B	BW	13	PASI-WC
		EPA 7470A	KAJ1	1	PASI-WC
92833965003	**BOW-PT-05**	EPA 6020B	TMT	1	PAN
		SM 2320B-2021	SMS	2	PASI-A
		SM 2540C-2020	CMW1	1	PASI-A
		EPA 300.0 Rev 2.1 1993	JCM	3	PASI-A
		EPA 6020B	BW	13	PASI-WC
		EPA 7470A	KAJ1	1	PASI-WC
92833965004	**BOW-PT-06**	EPA 6020B	TMT	1	PAN
		SM 2320B-2021	SMS	2	PASI-A
		SM 2540C-2020	CMW1	1	PASI-A
		EPA 300.0 Rev 2.1 1993	JCM	3	PASI-A
		EPA 6020B	BW	13	PASI-WC
		EPA 7470A	KAJ1	1	PASI-WC
92833965005	**BOW-INW-01**	EPA 6020B	TMT	1	PAN
		SM 2320B-2021	SMS	2	PASI-A
		SM 2540C-2020	CMW1	1	PASI-A
		EPA 300.0 Rev 2.1 1993	JCM	3	PASI-A
		EPA 6020B	BW	13	PASI-WC
		EPA 7470A	KAJ1	1	PASI-WC
92833965006	**BOW-AP1-FD-01**	EPA 6020B	TMT	1	PAN
		SM 2320B-2021	SMS	2	PASI-A
		SM 2540C-2020	CMW1	1	PASI-A
		EPA 300.0 Rev 2.1 1993	JCM	3	PASI-A
		EPA 6020B	BW	13	PASI-WC
		EPA 7470A	KAJ1	1	PASI-WC
92833965007	**BOW-AP1-FB-01**	EPA 6020B	TMT	1	PAN

This report shall not be reproduced, except in full,
without the written consent of Pace Analytical Services, LLC.

Pace Analytical Services, LLC
9800 Kincey Ave. Suite 100
Huntersville, NC 28078
(704)875-9092

SAMPLE ANALYTE COUNT

Project: BOW AP CA Post Inj #2, Month 5
Pace Project No.: 92833965

Lab ID	Sample ID	Method	Analysts	Analytes Reported	Laboratory
		SM 2320B-2021	SMS	2	PASI-A
		SM 2540C-2020	CMW1	1	PASI-A
		EPA 300.0 Rev 2.1 1993	JCM	3	PASI-A
		EPA 6020B	BW	13	PASI-WC
		EPA 7470A	KAJ1	1	PASI-WC
92833965008	**BOW-AP1-EB-01**	EPA 6020B	TMT	1	PAN
		SM 2320B-2021	SMS	2	PASI-A
		SM 2540C-2020	CMW1	1	PASI-A
		EPA 300.0 Rev 2.1 1993	JCM	3	PASI-A
		EPA 6020B	BW	13	PASI-WC
		EPA 7470A	KAJ1	1	PASI-WC

PAN = Pace National - Mt. Juliet
PASI-A = Pace Analytical Services - Asheville
PASI-WC = Pace Analytical Services - West Columbia

This report shall not be reproduced, except in full,
without the written consent of Pace Analytical Services, LLC.

Pace Analytical Services, LLC
9800 Kincey Ave. Suite 100
Huntersville, NC 28078
(704)875-9092

SUMMARY OF DETECTION

Project: BOW AP CA Post Inj #2, Month 5
Pace Project No.: 92833965

Lab Sample ID Method	Client Sample ID Parameters	Result	Units	Report Limit	Analyzed	Qualifiers
92833965001	**BOW-PT-02**					
EPA 6020B	Lithium	0.00745	mg/L	0.00200	12/25/25 14:16	
SM 2320B-2021	Alkalinity,Bicarbonate (CaCO3)	333	mg/L	5.0	12/19/25 17:38	
SM 2320B-2021	Alkalinity, Total as CaCO3	333	mg/L	5.0	12/19/25 17:38	
SM 2540C-2020	Total Dissolved Solids	840	mg/L	50.0	12/11/25 16:43	
EPA 300.0 Rev 2.1 1993	Chloride	124	mg/L	4.0	12/11/25 13:46	
EPA 300.0 Rev 2.1 1993	Fluoride	0.22	mg/L	0.10	12/11/25 05:55	
EPA 300.0 Rev 2.1 1993	Sulfate	161	mg/L	4.0	12/11/25 13:46	
EPA 6020B	Barium	0.031	mg/L	0.0050	12/15/25 18:48	
EPA 6020B	Boron	5.5	mg/L	2.0	12/17/25 01:37	
EPA 6020B	Calcium	193	mg/L	20.0	12/17/25 01:37	
EPA 6020B	Molybdenum	0.019	mg/L	0.010	12/15/25 18:48	
EPA 6020B	Selenium	0.0027J	mg/L	0.0050	12/15/25 18:48	
EPA 6020B	Thallium	0.00037J	mg/L	0.00050	12/16/25 07:33	
EPA 7470A	Mercury	0.00013J	mg/L	0.00020	12/12/25 20:01	
92833965002	**BOW-PT-04**					
EPA 6020B	Lithium	0.00634	mg/L	0.00200	12/25/25 14:29	
SM 2320B-2021	Alkalinity,Bicarbonate (CaCO3)	241	mg/L	5.0	12/19/25 20:38	
SM 2320B-2021	Alkalinity, Total as CaCO3	241	mg/L	5.0	12/19/25 20:38	
SM 2540C-2020	Total Dissolved Solids	1040	mg/L	250	12/13/25 17:01	
EPA 300.0 Rev 2.1 1993	Chloride	278	mg/L	6.0	12/11/25 14:00	
EPA 300.0 Rev 2.1 1993	Fluoride	0.16	mg/L	0.10	12/11/25 06:10	
EPA 300.0 Rev 2.1 1993	Sulfate	265	mg/L	6.0	12/11/25 14:00	
EPA 6020B	Arsenic	0.0023	mg/L	0.0020	12/15/25 18:58	
EPA 6020B	Barium	0.063	mg/L	0.0050	12/15/25 18:58	
EPA 6020B	Boron	7.1	mg/L	2.0	12/17/25 01:46	
EPA 6020B	Calcium	227	mg/L	20.0	12/17/25 01:46	
EPA 6020B	Cobalt	0.0038J	mg/L	0.0050	12/16/25 07:42	
EPA 6020B	Molybdenum	0.022	mg/L	0.010	12/15/25 18:58	
EPA 6020B	Selenium	0.0034J	mg/L	0.0050	12/15/25 18:58	
EPA 6020B	Thallium	0.0010	mg/L	0.00050	12/16/25 07:42	
92833965003	**BOW-PT-05**					
EPA 6020B	Lithium	0.00358	mg/L	0.00200	12/25/25 14:32	
SM 2320B-2021	Alkalinity,Bicarbonate (CaCO3)	258	mg/L	5.0	12/19/25 17:46	
SM 2320B-2021	Alkalinity, Total as CaCO3	258	mg/L	5.0	12/19/25 17:46	
SM 2540C-2020	Total Dissolved Solids	1220	mg/L	125	12/11/25 16:43	
EPA 300.0 Rev 2.1 1993	Chloride	245	mg/L	6.0	12/11/25 14:15	
EPA 300.0 Rev 2.1 1993	Fluoride	0.16	mg/L	0.10	12/11/25 07:14	
EPA 300.0 Rev 2.1 1993	Sulfate	261	mg/L	6.0	12/11/25 14:15	
EPA 6020B	Arsenic	0.0033	mg/L	0.0020	12/15/25 19:45	
EPA 6020B	Barium	0.052	mg/L	0.0050	12/15/25 19:45	
EPA 6020B	Boron	6.4	mg/L	2.0	12/17/25 01:56	M1
EPA 6020B	Calcium	251	mg/L	20.0	12/17/25 01:56	M1
EPA 6020B	Cobalt	0.013	mg/L	0.0050	12/15/25 19:45	
EPA 6020B	Molybdenum	0.022	mg/L	0.010	12/15/25 19:45	
EPA 6020B	Selenium	0.0027J	mg/L	0.0050	12/15/25 19:45	
EPA 6020B	Thallium	0.00037J	mg/L	0.00050	12/15/25 19:45	

This report shall not be reproduced, except in full,
without the written consent of Pace Analytical Services, LLC.

Pace Analytical Services, LLC
9800 Kincey Ave. Suite 100
Huntersville, NC 28078
(704)875-9092

SUMMARY OF DETECTION

Project: BOW AP CA Post Inj #2, Month 5
Pace Project No.: 92833965

Lab Sample ID Method	Client Sample ID Parameters	Result	Units	Report Limit	Analyzed	Qualifiers
92833965004	**BOW-PT-06**					
EPA 6020B	Lithium	0.00459	mg/L	0.00200	12/25/25 14:35	
SM 2320B-2021	Alkalinity,Bicarbonate (CaCO3)	141	mg/L	5.0	12/19/25 18:03	
SM 2320B-2021	Alkalinity, Total as CaCO3	141	mg/L	5.0	12/19/25 18:03	
SM 2540C-2020	Total Dissolved Solids	1560	mg/L	250	12/11/25 16:43	
EPA 300.0 Rev 2.1 1993	Chloride	523	mg/L	12.0	12/11/25 14:30	
EPA 300.0 Rev 2.1 1993	Fluoride	0.087J	mg/L	0.10	12/11/25 07:29	
EPA 300.0 Rev 2.1 1993	Sulfate	378	mg/L	12.0	12/11/25 14:30	
EPA 6020B	Antimony	0.00075J	mg/L	0.0020	12/15/25 20:32	
EPA 6020B	Arsenic	0.0050	mg/L	0.0020	12/15/25 20:32	
EPA 6020B	Barium	0.089	mg/L	0.0050	12/15/25 20:32	
EPA 6020B	Boron	8.5	mg/L	2.0	12/17/25 02:42	
EPA 6020B	Calcium	373	mg/L	20.0	12/17/25 02:42	
EPA 6020B	Cobalt	0.0026J	mg/L	0.0050	12/15/25 20:32	
EPA 6020B	Lead	0.00040J	mg/L	0.0010	12/15/25 20:32	
EPA 6020B	Molybdenum	0.0072J	mg/L	0.010	12/15/25 20:32	
EPA 6020B	Selenium	0.0074	mg/L	0.0050	12/15/25 20:32	
92833965005	**BOW-INW-01**					
EPA 6020B	Lithium	0.00697	mg/L	0.00200	12/25/25 14:38	
SM 2320B-2021	Alkalinity,Bicarbonate (CaCO3)	308	mg/L	5.0	12/19/25 18:13	
SM 2320B-2021	Alkalinity, Total as CaCO3	308	mg/L	5.0	12/19/25 18:13	
SM 2540C-2020	Total Dissolved Solids	940	mg/L	50.0	12/11/25 16:43	
EPA 300.0 Rev 2.1 1993	Chloride	142	mg/L	4.0	12/11/25 14:44	
EPA 300.0 Rev 2.1 1993	Fluoride	0.20	mg/L	0.10	12/11/25 07:44	
EPA 300.0 Rev 2.1 1993	Sulfate	188	mg/L	4.0	12/11/25 14:44	
EPA 6020B	Barium	0.048	mg/L	0.0050	12/15/25 20:42	
EPA 6020B	Boron	6.0	mg/L	2.0	12/17/25 02:52	
EPA 6020B	Cadmium	0.00017J	mg/L	0.00050	12/15/25 20:42	
EPA 6020B	Calcium	188	mg/L	20.0	12/17/25 02:52	
EPA 6020B	Cobalt	0.0016J	mg/L	0.0050	12/15/25 20:42	
EPA 6020B	Molybdenum	0.020	mg/L	0.010	12/15/25 20:42	
EPA 6020B	Selenium	0.0025J	mg/L	0.0050	12/15/25 20:42	
EPA 6020B	Thallium	0.00047J	mg/L	0.00050	12/15/25 20:42	
92833965006	**BOW-AP1-FD-01**					
EPA 6020B	Lithium	0.00684	mg/L	0.00200	12/25/25 14:48	
SM 2320B-2021	Alkalinity,Bicarbonate (CaCO3)	313	mg/L	5.0	12/19/25 18:22	
SM 2320B-2021	Alkalinity, Total as CaCO3	313	mg/L	5.0	12/19/25 18:22	
SM 2540C-2020	Total Dissolved Solids	898	mg/L	50.0	12/11/25 16:32	
EPA 300.0 Rev 2.1 1993	Chloride	143	mg/L	4.0	12/11/25 14:59	
EPA 300.0 Rev 2.1 1993	Fluoride	0.20	mg/L	0.10	12/11/25 07:59	
EPA 300.0 Rev 2.1 1993	Sulfate	190	mg/L	4.0	12/11/25 14:59	
EPA 6020B	Barium	0.048	mg/L	0.0050	12/15/25 20:51	
EPA 6020B	Boron	7.2	mg/L	2.0	12/17/25 03:20	
EPA 6020B	Cadmium	0.00016J	mg/L	0.00050	12/15/25 20:51	
EPA 6020B	Calcium	196	mg/L	20.0	12/17/25 03:20	
EPA 6020B	Cobalt	0.0015J	mg/L	0.0050	12/15/25 20:51	
EPA 6020B	Molybdenum	0.020	mg/L	0.010	12/15/25 20:51	

This report shall not be reproduced, except in full,
without the written consent of Pace Analytical Services, LLC.

Pace Analytical Services, LLC
9800 Kincey Ave. Suite 100
Huntersville, NC 28078
(704)875-9092

SUMMARY OF DETECTION

Project: BOW AP CA Post Inj #2, Month 5
Pace Project No.: 92833965

Lab Sample ID Method	Client Sample ID Parameters	Result	Units	Report Limit	Analyzed	Qualifiers
92833965006	**BOW-AP1-FD-01**					
EPA 6020B	Selenium	0.0022J	mg/L	0.0050	12/15/25 20:51	
EPA 6020B	Thallium	0.00045J	mg/L	0.00050	12/15/25 20:51	
92833965007	**BOW-AP1-FB-01**					
EPA 6020B	Boron	0.013J	mg/L	0.040	12/15/25 21:00	
92833965008	**BOW-AP1-EB-01**					
EPA 6020B	Boron	0.0071J	mg/L	0.040	12/15/25 21:10	

This report shall not be reproduced, except in full,
without the written consent of Pace Analytical Services, LLC.

Pace Analytical Services, LLC
9800 Kincey Ave. Suite 100
Huntersville, NC 28078
(704)875-9092

ANALYTICAL RESULTS

Project: BOW AP CA Post Inj #2, Month 5
Pace Project No.: 92833965

Sample: BOW-PT-02 **Lab ID: 92833965001** Collected: 12/08/25 12:54 Received: 12/10/25 13:00 Matrix: Water

Parameters	Results	Units	Report Limit	MDL	DF	Prepared	Analyzed	CAS No.	Qual
Metals (ICPMS) 6020B	Analytical Method: EPA 6020B Preparation Method: 3015 Pace National - Mt. Juliet								
Lithium	**0.00745**	mg/L	0.00200	0.000600	1	12/16/25 09:23	12/25/25 14:16	7439-93-2	
2320B Alkalinity	Analytical Method: SM 2320B-2021 Pace Analytical Services - Asheville								
Alkalinity,Bicarbonate (CaCO3)	**333**	mg/L	5.0	5.0	1		12/19/25 17:38		
Alkalinity, Total as CaCO3	**333**	mg/L	5.0	5.0	1		12/19/25 17:38		
2540C Total Dissolved Solids	Analytical Method: SM 2540C-2020 Pace Analytical Services - Asheville								
Total Dissolved Solids	**840**	mg/L	50.0	50.0	1		12/11/25 16:43		
300.0 IC Anions 28 Days	Analytical Method: EPA 300.0 Rev 2.1 1993 Pace Analytical Services - Asheville								
Chloride	**124**	mg/L	4.0	2.4	4		12/11/25 13:46	16887-00-6	
Fluoride	**0.22**	mg/L	0.10	0.050	1		12/11/25 05:55	16984-48-8	
Sulfate	**161**	mg/L	4.0	2.0	4		12/11/25 13:46	14808-79-8	
WC 6020B MET ICPMS	Analytical Method: EPA 6020B Preparation Method: EPA 3005A Pace Analytical Services - West Columbia								
Antimony	ND	mg/L	0.0020	0.00050	1	12/12/25 12:12	12/15/25 18:48	7440-36-0	
Arsenic	ND	mg/L	0.0020	0.0012	1	12/12/25 12:12	12/15/25 18:48	7440-38-2	
Barium	**0.031**	mg/L	0.0050	0.0012	1	12/12/25 12:12	12/15/25 18:48	7440-39-3	
Beryllium	ND	mg/L	0.00040	0.00015	1	12/12/25 12:12	12/15/25 18:48	7440-41-7	
Boron	**5.5**	mg/L	2.0	0.31	50	12/12/25 12:12	12/17/25 01:37	7440-42-8	
Cadmium	ND	mg/L	0.00050	0.00012	1	12/12/25 12:12	12/15/25 18:48	7440-43-9	
Calcium	**193**	mg/L	20.0	5.0	50	12/12/25 12:12	12/17/25 01:37	7440-70-2	
Chromium	ND	mg/L	0.0050	0.0012	1	12/12/25 12:12	12/15/25 18:48	7440-47-3	
Cobalt	ND	mg/L	0.0050	0.0012	1	12/12/25 12:12	12/16/25 07:33	7440-48-4	
Lead	ND	mg/L	0.0010	0.00025	1	12/12/25 12:12	12/16/25 07:33	7439-92-1	
Molybdenum	**0.019**	mg/L	0.010	0.0025	1	12/12/25 12:12	12/15/25 18:48	7439-98-7	
Selenium	**0.0027J**	mg/L	0.0050	0.0012	1	12/12/25 12:12	12/15/25 18:48	7782-49-2	
Thallium	**0.00037J**	mg/L	0.00050	0.00015	1	12/12/25 12:12	12/16/25 07:33	7440-28-0	
WCOL 7470 Mercury	Analytical Method: EPA 7470A Preparation Method: EPA 7470A Pace Analytical Services - West Columbia								
Mercury	**0.00013J**	mg/L	0.00020	0.000091	1	12/12/25 17:26	12/12/25 20:01	7439-97-6	

This report shall not be reproduced, except in full,
without the written consent of Pace Analytical Services, LLC.

Pace Analytical Services, LLC
9800 Kincey Ave. Suite 100
Huntersville, NC 28078
(704)875-9092

ANALYTICAL RESULTS

Project: BOW AP CA Post Inj #2, Month 5
Pace Project No.: 92833965

Sample: BOW-PT-04 **Lab ID: 92833965002** Collected: 12/09/25 12:32 Received: 12/10/25 13:00 Matrix: Water

Parameters	Results	Units	Report Limit	MDL	DF	Prepared	Analyzed	CAS No.	Qual
Metals (ICPMS) 6020B	Analytical Method: EPA 6020B Preparation Method: 3015 Pace National - Mt. Juliet								
Lithium	**0.00634**	mg/L	0.00200	0.000600	1	12/16/25 09:23	12/25/25 14:29	7439-93-2	
2320B Alkalinity	Analytical Method: SM 2320B-2021 Pace Analytical Services - Asheville								
Alkalinity,Bicarbonate (CaCO3)	**241**	mg/L	5.0	5.0	1		12/19/25 20:38		
Alkalinity, Total as CaCO3	**241**	mg/L	5.0	5.0	1		12/19/25 20:38		
2540C Total Dissolved Solids	Analytical Method: SM 2540C-2020 Pace Analytical Services - Asheville								
Total Dissolved Solids	**1040**	mg/L	250	250	1		12/13/25 17:01		
300.0 IC Anions 28 Days	Analytical Method: EPA 300.0 Rev 2.1 1993 Pace Analytical Services - Asheville								
Chloride	**278**	mg/L	6.0	3.6	6		12/11/25 14:00	16887-00-6	
Fluoride	**0.16**	mg/L	0.10	0.050	1		12/11/25 06:10	16984-48-8	
Sulfate	**265**	mg/L	6.0	3.0	6		12/11/25 14:00	14808-79-8	
WC 6020B MET ICPMS	Analytical Method: EPA 6020B Preparation Method: EPA 3005A Pace Analytical Services - West Columbia								
Antimony	ND	mg/L	0.0020	0.00050	1	12/12/25 12:12	12/15/25 18:58	7440-36-0	
Arsenic	**0.0023**	mg/L	0.0020	0.0012	1	12/12/25 12:12	12/15/25 18:58	7440-38-2	
Barium	**0.063**	mg/L	0.0050	0.0012	1	12/12/25 12:12	12/15/25 18:58	7440-39-3	
Beryllium	ND	mg/L	0.00040	0.00015	1	12/12/25 12:12	12/15/25 18:58	7440-41-7	
Boron	**7.1**	mg/L	2.0	0.31	50	12/12/25 12:12	12/17/25 01:46	7440-42-8	
Cadmium	ND	mg/L	0.00050	0.00012	1	12/12/25 12:12	12/15/25 18:58	7440-43-9	
Calcium	**227**	mg/L	20.0	5.0	50	12/12/25 12:12	12/17/25 01:46	7440-70-2	
Chromium	ND	mg/L	0.0050	0.0012	1	12/12/25 12:12	12/15/25 18:58	7440-47-3	
Cobalt	**0.0038J**	mg/L	0.0050	0.0012	1	12/12/25 12:12	12/16/25 07:42	7440-48-4	
Lead	ND	mg/L	0.0010	0.00025	1	12/12/25 12:12	12/16/25 07:42	7439-92-1	
Molybdenum	**0.022**	mg/L	0.010	0.0025	1	12/12/25 12:12	12/15/25 18:58	7439-98-7	
Selenium	**0.0034J**	mg/L	0.0050	0.0012	1	12/12/25 12:12	12/15/25 18:58	7782-49-2	
Thallium	**0.0010**	mg/L	0.00050	0.00015	1	12/12/25 12:12	12/16/25 07:42	7440-28-0	
WCOL 7470 Mercury	Analytical Method: EPA 7470A Preparation Method: EPA 7470A Pace Analytical Services - West Columbia								
Mercury	ND	mg/L	0.00020	0.000091	1	12/12/25 17:26	12/12/25 20:04	7439-97-6	

This report shall not be reproduced, except in full,
without the written consent of Pace Analytical Services, LLC.

Pace Analytical Services, LLC
9800 Kincey Ave. Suite 100
Huntersville, NC 28078
(704)875-9092

ANALYTICAL RESULTS

Project: BOW AP CA Post Inj #2, Month 5
Pace Project No.: 92833965

Sample: BOW-PT-05 **Lab ID: 92833965003** Collected: 12/08/25 11:29 Received: 12/10/25 13:00 Matrix: Water

Parameters	Results	Units	Report Limit	MDL	DF	Prepared	Analyzed	CAS No.	Qual
Metals (ICPMS) 6020B	Analytical Method: EPA 6020B Preparation Method: 3015 Pace National - Mt. Juliet								
Lithium	**0.00358**	mg/L	0.00200	0.000600	1	12/16/25 09:23	12/25/25 14:32	7439-93-2	
2320B Alkalinity	Analytical Method: SM 2320B-2021 Pace Analytical Services - Asheville								
Alkalinity,Bicarbonate (CaCO3)	**258**	mg/L	5.0	5.0	1		12/19/25 17:46		
Alkalinity, Total as CaCO3	**258**	mg/L	5.0	5.0	1		12/19/25 17:46		
2540C Total Dissolved Solids	Analytical Method: SM 2540C-2020 Pace Analytical Services - Asheville								
Total Dissolved Solids	**1220**	mg/L	125	125	1		12/11/25 16:43		
300.0 IC Anions 28 Days	Analytical Method: EPA 300.0 Rev 2.1 1993 Pace Analytical Services - Asheville								
Chloride	**245**	mg/L	6.0	3.6	6		12/11/25 14:15	16887-00-6	
Fluoride	**0.16**	mg/L	0.10	0.050	1		12/11/25 07:14	16984-48-8	
Sulfate	**261**	mg/L	6.0	3.0	6		12/11/25 14:15	14808-79-8	
WC 6020B MET ICPMS	Analytical Method: EPA 6020B Preparation Method: EPA 3005A Pace Analytical Services - West Columbia								
Antimony	ND	mg/L	0.0020	0.00050	1	12/12/25 12:12	12/15/25 19:45	7440-36-0	
Arsenic	**0.0033**	mg/L	0.0020	0.0012	1	12/12/25 12:12	12/15/25 19:45	7440-38-2	
Barium	**0.052**	mg/L	0.0050	0.0012	1	12/12/25 12:12	12/15/25 19:45	7440-39-3	
Beryllium	ND	mg/L	0.00040	0.00015	1	12/12/25 12:12	12/15/25 19:45	7440-41-7	
Boron	**6.4**	mg/L	2.0	0.31	50	12/12/25 12:12	12/17/25 01:56	7440-42-8	M1
Cadmium	ND	mg/L	0.00050	0.00012	1	12/12/25 12:12	12/15/25 19:45	7440-43-9	
Calcium	**251**	mg/L	20.0	5.0	50	12/12/25 12:12	12/17/25 01:56	7440-70-2	M1
Chromium	ND	mg/L	0.0050	0.0012	1	12/12/25 12:12	12/15/25 19:45	7440-47-3	
Cobalt	**0.013**	mg/L	0.0050	0.0012	1	12/12/25 12:12	12/15/25 19:45	7440-48-4	
Lead	ND	mg/L	0.0010	0.00025	1	12/12/25 12:12	12/15/25 19:45	7439-92-1	
Molybdenum	**0.022**	mg/L	0.010	0.0025	1	12/12/25 12:12	12/15/25 19:45	7439-98-7	
Selenium	**0.0027J**	mg/L	0.0050	0.0012	1	12/12/25 12:12	12/15/25 19:45	7782-49-2	
Thallium	**0.00037J**	mg/L	0.00050	0.00015	1	12/12/25 12:12	12/15/25 19:45	7440-28-0	
WCOL 7470 Mercury	Analytical Method: EPA 7470A Preparation Method: EPA 7470A Pace Analytical Services - West Columbia								
Mercury	ND	mg/L	0.00020	0.000091	1	12/12/25 17:26	12/12/25 20:06	7439-97-6	

This report shall not be reproduced, except in full,
without the written consent of Pace Analytical Services, LLC.

Pace Analytical Services, LLC
9800 Kincey Ave. Suite 100
Huntersville, NC 28078
(704)875-9092

ANALYTICAL RESULTS

Project: BOW AP CA Post Inj #2, Month 5
Pace Project No.: 92833965

Sample: BOW-PT-06 **Lab ID: 92833965004** Collected: 12/08/25 11:47 Received: 12/10/25 13:00 Matrix: Water

Parameters	Results	Units	Report Limit	MDL	DF	Prepared	Analyzed	CAS No.	Qual
Metals (ICPMS) 6020B	Analytical Method: EPA 6020B Preparation Method: 3015 Pace National - Mt. Juliet								
Lithium	**0.00459**	mg/L	0.00200	0.000600	1	12/16/25 09:23	12/25/25 14:35	7439-93-2	
2320B Alkalinity	Analytical Method: SM 2320B-2021 Pace Analytical Services - Asheville								
Alkalinity,Bicarbonate (CaCO3)	**141**	mg/L	5.0	5.0	1		12/19/25 18:03		
Alkalinity, Total as CaCO3	**141**	mg/L	5.0	5.0	1		12/19/25 18:03		
2540C Total Dissolved Solids	Analytical Method: SM 2540C-2020 Pace Analytical Services - Asheville								
Total Dissolved Solids	**1560**	mg/L	250	250	1		12/11/25 16:43		
300.0 IC Anions 28 Days	Analytical Method: EPA 300.0 Rev 2.1 1993 Pace Analytical Services - Asheville								
Chloride	**523**	mg/L	12.0	7.2	12		12/11/25 14:30	16887-00-6	
Fluoride	**0.087J**	mg/L	0.10	0.050	1		12/11/25 07:29	16984-48-8	
Sulfate	**378**	mg/L	12.0	6.0	12		12/11/25 14:30	14808-79-8	
WC 6020B MET ICPMS	Analytical Method: EPA 6020B Preparation Method: EPA 3005A Pace Analytical Services - West Columbia								
Antimony	**0.00075J**	mg/L	0.0020	0.00050	1	12/12/25 12:12	12/15/25 20:32	7440-36-0	
Arsenic	**0.0050**	mg/L	0.0020	0.0012	1	12/12/25 12:12	12/15/25 20:32	7440-38-2	
Barium	**0.089**	mg/L	0.0050	0.0012	1	12/12/25 12:12	12/15/25 20:32	7440-39-3	
Beryllium	ND	mg/L	0.00040	0.00015	1	12/12/25 12:12	12/15/25 20:32	7440-41-7	
Boron	**8.5**	mg/L	2.0	0.31	50	12/12/25 12:12	12/17/25 02:42	7440-42-8	
Cadmium	ND	mg/L	0.00050	0.00012	1	12/12/25 12:12	12/15/25 20:32	7440-43-9	
Calcium	**373**	mg/L	20.0	5.0	50	12/12/25 12:12	12/17/25 02:42	7440-70-2	
Chromium	ND	mg/L	0.0050	0.0012	1	12/12/25 12:12	12/15/25 20:32	7440-47-3	
Cobalt	**0.0026J**	mg/L	0.0050	0.0012	1	12/12/25 12:12	12/15/25 20:32	7440-48-4	
Lead	**0.00040J**	mg/L	0.0010	0.00025	1	12/12/25 12:12	12/15/25 20:32	7439-92-1	
Molybdenum	**0.0072J**	mg/L	0.010	0.0025	1	12/12/25 12:12	12/15/25 20:32	7439-98-7	
Selenium	**0.0074**	mg/L	0.0050	0.0012	1	12/12/25 12:12	12/15/25 20:32	7782-49-2	
Thallium	ND	mg/L	0.00050	0.00015	1	12/12/25 12:12	12/15/25 20:32	7440-28-0	
WCOL 7470 Mercury	Analytical Method: EPA 7470A Preparation Method: EPA 7470A Pace Analytical Services - West Columbia								
Mercury	ND	mg/L	0.00020	0.000091	1	12/12/25 17:26	12/12/25 20:14	7439-97-6	

This report shall not be reproduced, except in full,
without the written consent of Pace Analytical Services, LLC.

Pace Analytical Services, LLC
9800 Kincey Ave. Suite 100
Huntersville, NC 28078
(704)875-9092

ANALYTICAL RESULTS

Project: BOW AP CA Post Inj #2, Month 5
Pace Project No.: 92833965

Sample: BOW-INW-01 **Lab ID: 92833965005** Collected: 12/08/25 14:46 Received: 12/10/25 13:00 Matrix: Water

Parameters	Results	Units	Report Limit	MDL	DF	Prepared	Analyzed	CAS No.	Qual
Metals (ICPMS) 6020B	Analytical Method: EPA 6020B Preparation Method: 3015 Pace National - Mt. Juliet								
Lithium	**0.00697**	mg/L	0.00200	0.000600	1	12/16/25 09:23	12/25/25 14:38	7439-93-2	
2320B Alkalinity	Analytical Method: SM 2320B-2021 Pace Analytical Services - Asheville								
Alkalinity,Bicarbonate (CaCO3)	**308**	mg/L	5.0	5.0	1		12/19/25 18:13		
Alkalinity, Total as CaCO3	**308**	mg/L	5.0	5.0	1		12/19/25 18:13		
2540C Total Dissolved Solids	Analytical Method: SM 2540C-2020 Pace Analytical Services - Asheville								
Total Dissolved Solids	**940**	mg/L	50.0	50.0	1		12/11/25 16:43		
300.0 IC Anions 28 Days	Analytical Method: EPA 300.0 Rev 2.1 1993 Pace Analytical Services - Asheville								
Chloride	**142**	mg/L	4.0	2.4	4		12/11/25 14:44	16887-00-6	
Fluoride	**0.20**	mg/L	0.10	0.050	1		12/11/25 07:44	16984-48-8	
Sulfate	**188**	mg/L	4.0	2.0	4		12/11/25 14:44	14808-79-8	
WC 6020B MET ICPMS	Analytical Method: EPA 6020B Preparation Method: EPA 3005A Pace Analytical Services - West Columbia								
Antimony	ND	mg/L	0.0020	0.00050	1	12/12/25 12:12	12/15/25 20:42	7440-36-0	
Arsenic	ND	mg/L	0.0020	0.0012	1	12/12/25 12:12	12/15/25 20:42	7440-38-2	
Barium	**0.048**	mg/L	0.0050	0.0012	1	12/12/25 12:12	12/15/25 20:42	7440-39-3	
Beryllium	ND	mg/L	0.00040	0.00015	1	12/12/25 12:12	12/15/25 20:42	7440-41-7	
Boron	**6.0**	mg/L	2.0	0.31	50	12/12/25 12:12	12/17/25 02:52	7440-42-8	
Cadmium	**0.00017J**	mg/L	0.00050	0.00012	1	12/12/25 12:12	12/15/25 20:42	7440-43-9	
Calcium	**188**	mg/L	20.0	5.0	50	12/12/25 12:12	12/17/25 02:52	7440-70-2	
Chromium	ND	mg/L	0.0050	0.0012	1	12/12/25 12:12	12/15/25 20:42	7440-47-3	
Cobalt	**0.0016J**	mg/L	0.0050	0.0012	1	12/12/25 12:12	12/15/25 20:42	7440-48-4	
Lead	ND	mg/L	0.0010	0.00025	1	12/12/25 12:12	12/15/25 20:42	7439-92-1	
Molybdenum	**0.020**	mg/L	0.010	0.0025	1	12/12/25 12:12	12/15/25 20:42	7439-98-7	
Selenium	**0.0025J**	mg/L	0.0050	0.0012	1	12/12/25 12:12	12/15/25 20:42	7782-49-2	
Thallium	**0.00047J**	mg/L	0.00050	0.00015	1	12/12/25 12:12	12/15/25 20:42	7440-28-0	
WCOL 7470 Mercury	Analytical Method: EPA 7470A Preparation Method: EPA 7470A Pace Analytical Services - West Columbia								
Mercury	ND	mg/L	0.00020	0.000091	1	12/12/25 17:26	12/12/25 20:17	7439-97-6	

This report shall not be reproduced, except in full,
without the written consent of Pace Analytical Services, LLC.

Pace Analytical Services, LLC
9800 Kincey Ave. Suite 100
Huntersville, NC 28078
(704)875-9092

ANALYTICAL RESULTS

Project: BOW AP CA Post Inj #2, Month 5
Pace Project No.: 92833965

Sample: BOW-AP1-FD-01 **Lab ID: 92833965006** Collected: 12/08/25 00:00 Received: 12/10/25 13:00 Matrix: Water

Parameters	Results	Units	Report Limit	MDL	DF	Prepared	Analyzed	CAS No.	Qual
Metals (ICPMS) 6020B	Analytical Method: EPA 6020B Preparation Method: 3015 Pace National - Mt. Juliet								
Lithium	**0.00684**	mg/L	0.00200	0.000600	1	12/16/25 09:23	12/25/25 14:48	7439-93-2	
2320B Alkalinity	Analytical Method: SM 2320B-2021 Pace Analytical Services - Asheville								
Alkalinity,Bicarbonate (CaCO3)	**313**	mg/L	5.0	5.0	1		12/19/25 18:22		
Alkalinity, Total as CaCO3	**313**	mg/L	5.0	5.0	1		12/19/25 18:22		
2540C Total Dissolved Solids	Analytical Method: SM 2540C-2020 Pace Analytical Services - Asheville								
Total Dissolved Solids	**898**	mg/L	50.0	50.0	1		12/11/25 16:32		
300.0 IC Anions 28 Days	Analytical Method: EPA 300.0 Rev 2.1 1993 Pace Analytical Services - Asheville								
Chloride	**143**	mg/L	4.0	2.4	4		12/11/25 14:59	16887-00-6	
Fluoride	**0.20**	mg/L	0.10	0.050	1		12/11/25 07:59	16984-48-8	
Sulfate	**190**	mg/L	4.0	2.0	4		12/11/25 14:59	14808-79-8	
WC 6020B MET ICPMS	Analytical Method: EPA 6020B Preparation Method: EPA 3005A Pace Analytical Services - West Columbia								
Antimony	ND	mg/L	0.0020	0.00050	1	12/12/25 12:12	12/15/25 20:51	7440-36-0	
Arsenic	ND	mg/L	0.0020	0.0012	1	12/12/25 12:12	12/15/25 20:51	7440-38-2	
Barium	**0.048**	mg/L	0.0050	0.0012	1	12/12/25 12:12	12/15/25 20:51	7440-39-3	
Beryllium	ND	mg/L	0.00040	0.00015	1	12/12/25 12:12	12/15/25 20:51	7440-41-7	
Boron	**7.2**	mg/L	2.0	0.31	50	12/12/25 12:12	12/17/25 03:20	7440-42-8	
Cadmium	**0.00016J**	mg/L	0.00050	0.00012	1	12/12/25 12:12	12/15/25 20:51	7440-43-9	
Calcium	**196**	mg/L	20.0	5.0	50	12/12/25 12:12	12/17/25 03:20	7440-70-2	
Chromium	ND	mg/L	0.0050	0.0012	1	12/12/25 12:12	12/15/25 20:51	7440-47-3	
Cobalt	**0.0015J**	mg/L	0.0050	0.0012	1	12/12/25 12:12	12/15/25 20:51	7440-48-4	
Lead	ND	mg/L	0.0010	0.00025	1	12/12/25 12:12	12/15/25 20:51	7439-92-1	
Molybdenum	**0.020**	mg/L	0.010	0.0025	1	12/12/25 12:12	12/15/25 20:51	7439-98-7	
Selenium	**0.0022J**	mg/L	0.0050	0.0012	1	12/12/25 12:12	12/15/25 20:51	7782-49-2	
Thallium	**0.00045J**	mg/L	0.00050	0.00015	1	12/12/25 12:12	12/15/25 20:51	7440-28-0	
WCOL 7470 Mercury	Analytical Method: EPA 7470A Preparation Method: EPA 7470A Pace Analytical Services - West Columbia								
Mercury	ND	mg/L	0.00020	0.000091	1	12/12/25 17:26	12/12/25 20:19	7439-97-6	

This report shall not be reproduced, except in full,
without the written consent of Pace Analytical Services, LLC.

Pace Analytical Services, LLC
9800 Kincey Ave. Suite 100
Huntersville, NC 28078
(704)875-9092

ANALYTICAL RESULTS

Project: BOW AP CA Post Inj #2, Month 5
Pace Project No.: 92833965

Sample: BOW-AP1-FB-01 **Lab ID: 92833965007** Collected: 12/08/25 16:02 Received: 12/10/25 13:00 Matrix: Water

Parameters	Results	Units	Report Limit	MDL	DF	Prepared	Analyzed	CAS No.	Qual
Metals (ICPMS) 6020B	Analytical Method: EPA 6020B Preparation Method: 3015								
	Pace National - Mt. Juliet								
Lithium	ND	mg/L	0.00200	0.000600	1	12/16/25 09:23	12/25/25 14:51	7439-93-2	
2320B Alkalinity	Analytical Method: SM 2320B-2021								
	Pace Analytical Services - Asheville								
Alkalinity,Bicarbonate (CaCO3)	ND	mg/L	5.0	5.0	1		12/19/25 18:31		
Alkalinity, Total as CaCO3	ND	mg/L	5.0	5.0	1		12/19/25 18:31		
2540C Total Dissolved Solids	Analytical Method: SM 2540C-2020								
	Pace Analytical Services - Asheville								
Total Dissolved Solids	ND	mg/L	25.0	25.0	1		12/11/25 16:32		
300.0 IC Anions 28 Days	Analytical Method: EPA 300.0 Rev 2.1 1993								
	Pace Analytical Services - Asheville								
Chloride	ND	mg/L	1.0	0.60	1		12/11/25 00:51	16887-00-6	
Fluoride	ND	mg/L	0.10	0.050	1		12/11/25 00:51	16984-48-8	
Sulfate	ND	mg/L	1.0	0.50	1		12/11/25 00:51	14808-79-8	
WC 6020B MET ICPMS	Analytical Method: EPA 6020B Preparation Method: EPA 3005A								
	Pace Analytical Services - West Columbia								
Antimony	ND	mg/L	0.0020	0.00050	1	12/12/25 12:12	12/15/25 21:00	7440-36-0	
Arsenic	ND	mg/L	0.0020	0.0012	1	12/12/25 12:12	12/15/25 21:00	7440-38-2	
Barium	ND	mg/L	0.0050	0.0012	1	12/12/25 12:12	12/15/25 21:00	7440-39-3	
Beryllium	ND	mg/L	0.00040	0.00015	1	12/12/25 12:12	12/15/25 21:00	7440-41-7	
Boron	**0.013J**	mg/L	0.040	0.0062	1	12/12/25 12:12	12/15/25 21:00	7440-42-8	
Cadmium	ND	mg/L	0.00050	0.00012	1	12/12/25 12:12	12/15/25 21:00	7440-43-9	
Calcium	ND	mg/L	0.40	0.10	1	12/12/25 12:12	12/15/25 21:00	7440-70-2	
Chromium	ND	mg/L	0.0050	0.0012	1	12/12/25 12:12	12/15/25 21:00	7440-47-3	
Cobalt	ND	mg/L	0.0050	0.0012	1	12/12/25 12:12	12/15/25 21:00	7440-48-4	
Lead	ND	mg/L	0.0010	0.00025	1	12/12/25 12:12	12/15/25 21:00	7439-92-1	
Molybdenum	ND	mg/L	0.010	0.0025	1	12/12/25 12:12	12/15/25 21:00	7439-98-7	
Selenium	ND	mg/L	0.0050	0.0012	1	12/12/25 12:12	12/15/25 21:00	7782-49-2	
Thallium	ND	mg/L	0.00050	0.00015	1	12/12/25 12:12	12/15/25 21:00	7440-28-0	
WCOL 7470 Mercury	Analytical Method: EPA 7470A Preparation Method: EPA 7470A								
	Pace Analytical Services - West Columbia								
Mercury	ND	mg/L	0.00020	0.000091	1	12/12/25 17:26	12/12/25 20:22	7439-97-6	

This report shall not be reproduced, except in full,
without the written consent of Pace Analytical Services, LLC.

Pace Analytical Services, LLC
9800 Kincey Ave. Suite 100
Huntersville, NC 28078
(704)875-9092

ANALYTICAL RESULTS

Project: BOW AP CA Post Inj #2, Month 5
Pace Project No.: 92833965

Sample: BOW-AP1-EB-01 **Lab ID: 92833965008** Collected: 12/08/25 15:52 Received: 12/10/25 13:00 Matrix: Water

Parameters	Results	Units	Report Limit	MDL	DF	Prepared	Analyzed	CAS No.	Qual
Metals (ICPMS) 6020B	Analytical Method: EPA 6020B Preparation Method: 3015								
	Pace National - Mt. Juliet								
Lithium	ND	mg/L	0.00200	0.000600	1	12/16/25 09:23	12/25/25 14:55	7439-93-2	
2320B Alkalinity	Analytical Method: SM 2320B-2021								
	Pace Analytical Services - Asheville								
Alkalinity,Bicarbonate (CaCO3)	ND	mg/L	5.0	5.0	1		12/19/25 18:34		
Alkalinity, Total as CaCO3	ND	mg/L	5.0	5.0	1		12/19/25 18:34		
2540C Total Dissolved Solids	Analytical Method: SM 2540C-2020								
	Pace Analytical Services - Asheville								
Total Dissolved Solids	ND	mg/L	25.0	25.0	1		12/11/25 16:32		
300.0 IC Anions 28 Days	Analytical Method: EPA 300.0 Rev 2.1 1993								
	Pace Analytical Services - Asheville								
Chloride	ND	mg/L	1.0	0.60	1		12/11/25 01:06	16887-00-6	
Fluoride	ND	mg/L	0.10	0.050	1		12/11/25 01:06	16984-48-8	
Sulfate	ND	mg/L	1.0	0.50	1		12/11/25 01:06	14808-79-8	
WC 6020B MET ICPMS	Analytical Method: EPA 6020B Preparation Method: EPA 3005A								
	Pace Analytical Services - West Columbia								
Antimony	ND	mg/L	0.0020	0.00050	1	12/12/25 12:12	12/15/25 21:10	7440-36-0	
Arsenic	ND	mg/L	0.0020	0.0012	1	12/12/25 12:12	12/15/25 21:10	7440-38-2	
Barium	ND	mg/L	0.0050	0.0012	1	12/12/25 12:12	12/15/25 21:10	7440-39-3	
Beryllium	ND	mg/L	0.00040	0.00015	1	12/12/25 12:12	12/15/25 21:10	7440-41-7	
Boron	**0.0071J**	mg/L	0.040	0.0062	1	12/12/25 12:12	12/15/25 21:10	7440-42-8	
Cadmium	ND	mg/L	0.00050	0.00012	1	12/12/25 12:12	12/15/25 21:10	7440-43-9	
Calcium	ND	mg/L	0.40	0.10	1	12/12/25 12:12	12/15/25 21:10	7440-70-2	
Chromium	ND	mg/L	0.0050	0.0012	1	12/12/25 12:12	12/15/25 21:10	7440-47-3	
Cobalt	ND	mg/L	0.0050	0.0012	1	12/12/25 12:12	12/15/25 21:10	7440-48-4	
Lead	ND	mg/L	0.0010	0.00025	1	12/12/25 12:12	12/15/25 21:10	7439-92-1	
Molybdenum	ND	mg/L	0.010	0.0025	1	12/12/25 12:12	12/15/25 21:10	7439-98-7	
Selenium	ND	mg/L	0.0050	0.0012	1	12/12/25 12:12	12/15/25 21:10	7782-49-2	
Thallium	ND	mg/L	0.00050	0.00015	1	12/12/25 12:12	12/15/25 21:10	7440-28-0	
WCOL 7470 Mercury	Analytical Method: EPA 7470A Preparation Method: EPA 7470A								
	Pace Analytical Services - West Columbia								
Mercury	ND	mg/L	0.00020	0.000091	1	12/12/25 17:26	12/12/25 20:24	7439-97-6	

This report shall not be reproduced, except in full,
without the written consent of Pace Analytical Services, LLC.

Pace Analytical Services, LLC
9800 Kincey Ave. Suite 100
Huntersville, NC 28078
(704)875-9092

QUALITY CONTROL DATA

Project: BOW AP CA Post Inj #2, Month 5
Pace Project No.: 92833965

QC Batch: 2656935
QC Batch Method: 3015
Analysis Method: EPA 6020B
Analysis Description: Metals (ICPMS) 6020B
Laboratory: Pace National - Mt. Juliet
Associated Lab Samples: 92833965001, 92833965002, 92833965003, 92833965004, 92833965005, 92833965006, 92833965007, 92833965008

METHOD BLANK: R4318947-1
Matrix: Water
Associated Lab Samples: 92833965001, 92833965002, 92833965003, 92833965004, 92833965005, 92833965006, 92833965007, 92833965008

Parameter	Units	Blank Result	Reporting Limit	MDL	Analyzed	Qualifiers
Lithium	mg/L	ND	0.00200	0.000600	12/25/25 14:10	

LABORATORY CONTROL SAMPLE: R4318947-2

Parameter	Units	Spike Conc.	LCS Result	LCS % Rec	% Rec Limits	Qualifiers
Lithium	mg/L	0.0500	0.0470	94.1	80.0-120	

MATRIX SPIKE & MATRIX SPIKE DUPLICATE: R4318947-4 R4318947-5

Parameter	Units	92833965001 Result	MS Spike Conc.	MSD Spike Conc.	MS Result	MSD Result	MS % Rec	MSD % Rec	% Rec Limits	RPD	Max RPD	Qual
Lithium	mg/L	0.00745	0.0500	0.0500	0.0526	0.0514	90.3	87.9	75.0-125	2.25	20	

Results presented on this page are in the units indicated by the "Units" column except where an alternate unit is presented to the right of the result.

REPORT OF LABORATORY ANALYSIS

This report shall not be reproduced, except in full,
without the written consent of Pace Analytical Services, LLC.

Pace Analytical Services, LLC
9800 Kincey Ave. Suite 100
Huntersville, NC 28078
(704)875-9092

QUALITY CONTROL DATA

Project: BOW AP CA Post Inj #2, Month 5
Pace Project No.: 92833965

QC Batch: 980443
QC Batch Method: SM 2320B-2021
Analysis Method: SM 2320B-2021
Analysis Description: 2320B Alkalinity
Laboratory: Pace Analytical Services - Asheville
Associated Lab Samples: 92833965001, 92833965003, 92833965004, 92833965005, 92833965006, 92833965007, 92833965008

METHOD BLANK: 5041560 Matrix: Water
Associated Lab Samples: 92833965001, 92833965003, 92833965004, 92833965005, 92833965006, 92833965007, 92833965008

Parameter	Units	Blank Result	Reporting Limit	MDL	Analyzed	Qualifiers
Alkalinity, Total as CaCO3	mg/L	ND	5.0	5.0	12/19/25 15:28	
Alkalinity,Bicarbonate (CaCO3)	mg/L	ND	5.0	5.0	12/19/25 15:28	

LABORATORY CONTROL SAMPLE: 5041561

Parameter	Units	Spike Conc.	LCS Result	LCS % Rec	% Rec Limits	Qualifiers
Alkalinity, Total as CaCO3	mg/L	50	52.7	105	80-120	

LABORATORY CONTROL SAMPLE: 5041562

Parameter	Units	Spike Conc.	LCS Result	LCS % Rec	% Rec Limits	Qualifiers
Alkalinity, Total as CaCO3	mg/L	50	51.6	103	80-120	

MATRIX SPIKE & MATRIX SPIKE DUPLICATE: 5041563 5041564

Parameter	Units	92833855013 Result	MS Spike Conc.	MSD Spike Conc.	MS Result	MSD Result	MS % Rec	MSD % Rec	% Rec Limits	RPD	Max RPD	Qual
Alkalinity, Total as CaCO3	mg/L	112	50	50	272	267	319	309	80-120	2	25	M1

MATRIX SPIKE & MATRIX SPIKE DUPLICATE: 5041565 5041566

Parameter	Units	92833502003 Result	MS Spike Conc.	MSD Spike Conc.	MS Result	MSD Result	MS % Rec	MSD % Rec	% Rec Limits	RPD	Max RPD	Qual
Alkalinity, Total as CaCO3	mg/L	ND	50	50	53.2	52.5	103	102	80-120	1	25	

Results presented on this page are in the units indicated by the "Units" column except where an alternate unit is presented to the right of the result.

REPORT OF LABORATORY ANALYSIS

This report shall not be reproduced, except in full,
without the written consent of Pace Analytical Services, LLC.

Pace Analytical Services, LLC
9800 Kincey Ave. Suite 100
Huntersville, NC 28078
(704)875-9092

QUALITY CONTROL DATA

Project: BOW AP CA Post Inj #2, Month 5
Pace Project No.: 92833965

QC Batch: 980445
QC Batch Method: SM 2320B-2021
Analysis Method: SM 2320B-2021
Analysis Description: 2320B Alkalinity
Laboratory: Pace Analytical Services - Asheville
Associated Lab Samples: 92833965002

METHOD BLANK: 5041569 Matrix: Water
Associated Lab Samples: 92833965002

Parameter	Units	Blank Result	Reporting Limit	MDL	Analyzed	Qualifiers
Alkalinity, Total as CaCO3	mg/L	ND	5.0	5.0	12/19/25 18:49	
Alkalinity,Bicarbonate (CaCO3)	mg/L	ND	5.0	5.0	12/19/25 18:49	

LABORATORY CONTROL SAMPLE: 5041570

Parameter	Units	Spike Conc.	LCS Result	LCS % Rec	% Rec Limits	Qualifiers
Alkalinity, Total as CaCO3	mg/L	50	51.5	103	80-120	

LABORATORY CONTROL SAMPLE: 5041571

Parameter	Units	Spike Conc.	LCS Result	LCS % Rec	% Rec Limits	Qualifiers
Alkalinity, Total as CaCO3	mg/L	50	51.5	103	80-120	

MATRIX SPIKE & MATRIX SPIKE DUPLICATE: 5041572 5041573

Parameter	Units	92833893001 Result	MS Spike Conc.	MSD Spike Conc.	MS Result	MSD Result	MS % Rec	MSD % Rec	% Rec Limits	RPD	Max RPD	Qual
Alkalinity, Total as CaCO3	mg/L	ND	50	50	49.3	49.6	99	99	80-120	1	25	

MATRIX SPIKE & MATRIX SPIKE DUPLICATE: 5041574 5041575

Parameter	Units	92833893002 Result	MS Spike Conc.	MSD Spike Conc.	MS Result	MSD Result	MS % Rec	MSD % Rec	% Rec Limits	RPD	Max RPD	Qual
Alkalinity, Total as CaCO3	mg/L	ND	50	50	44.7	43.7	89	87	80-120	2	25	

Results presented on this page are in the units indicated by the "Units" column except where an alternate unit is presented to the right of the result.

This report shall not be reproduced, except in full,
without the written consent of Pace Analytical Services, LLC.

Pace Analytical Services, LLC
9800 Kincey Ave. Suite 100
Huntersville, NC 28078
(704)875-9092

QUALITY CONTROL DATA

Project: BOW AP CA Post Inj #2, Month 5
Pace Project No.: 92833965

QC Batch: 978646
QC Batch Method: SM 2540C-2020
Analysis Method: SM 2540C-2020
Analysis Description: 2540C Total Dissolved Solids
Laboratory: Pace Analytical Services - Asheville
Associated Lab Samples: 92833965001, 92833965003, 92833965004, 92833965005

METHOD BLANK: 5032407
Matrix: Water
Associated Lab Samples: 92833965001, 92833965003, 92833965004, 92833965005

Parameter	Units	Blank Result	Reporting Limit	MDL	Analyzed	Qualifiers
Total Dissolved Solids	mg/L	ND	25.0	25.0	12/11/25 16:40	

LABORATORY CONTROL SAMPLE: 5032408

Parameter	Units	Spike Conc.	LCS Result	LCS % Rec	% Rec Limits	Qualifiers
Total Dissolved Solids	mg/L	250	250	100	90-110	

SAMPLE DUPLICATE: 5032409

Parameter	Units	92833793001 Result	Dup Result	RPD	Max RPD	Qualifiers
Total Dissolved Solids	mg/L	27700	29400	6	25	

SAMPLE DUPLICATE: 5032410

Parameter	Units	92833510003 Result	Dup Result	RPD	Max RPD	Qualifiers
Total Dissolved Solids	mg/L	79.0	87.0	10	25	

Results presented on this page are in the units indicated by the "Units" column except where an alternate unit is presented to the right of the result.

This report shall not be reproduced, except in full,
without the written consent of Pace Analytical Services, LLC.

Pace Analytical Services, LLC
9800 Kincey Ave. Suite 100
Huntersville, NC 28078
(704)875-9092

QUALITY CONTROL DATA

Project: BOW AP CA Post Inj #2, Month 5
Pace Project No.: 92833965

QC Batch: 978653
QC Batch Method: SM 2540C-2020
Analysis Method: SM 2540C-2020
Analysis Description: 2540C Total Dissolved Solids
Laboratory: Pace Analytical Services - Asheville
Associated Lab Samples: 92833965006, 92833965007, 92833965008

METHOD BLANK: 5032430
Matrix: Water
Associated Lab Samples: 92833965006, 92833965007, 92833965008

Parameter	Units	Blank Result	Reporting Limit	MDL	Analyzed	Qualifiers
Total Dissolved Solids	mg/L	ND	25.0	25.0	12/11/25 16:32	

LABORATORY CONTROL SAMPLE: 5032431

Parameter	Units	Spike Conc.	LCS Result	LCS % Rec	% Rec Limits	Qualifiers
Total Dissolved Solids	mg/L	250	250	100	90-110	

SAMPLE DUPLICATE: 5032432

Parameter	Units	92833965006 Result	Dup Result	RPD	Max RPD	Qualifiers
Total Dissolved Solids	mg/L	898	910	1	25	

SAMPLE DUPLICATE: 5032433

Parameter	Units	92833584007 Result	Dup Result	RPD	Max RPD	Qualifiers
Total Dissolved Solids	mg/L	31.0	30.0	3	25	

Results presented on this page are in the units indicated by the "Units" column except where an alternate unit is presented to the right of the result.

This report shall not be reproduced, except in full,
without the written consent of Pace Analytical Services, LLC.

Pace Analytical Services, LLC
9800 Kincey Ave. Suite 100
Huntersville, NC 28078
(704)875-9092

QUALITY CONTROL DATA

Project: BOW AP CA Post Inj #2, Month 5
Pace Project No.: 92833965

QC Batch: 979062
QC Batch Method: SM 2540C-2020
Analysis Method: SM 2540C-2020
Analysis Description: 2540C Total Dissolved Solids
Laboratory: Pace Analytical Services - Asheville
Associated Lab Samples: 92833965002

METHOD BLANK: 5034707
Matrix: Water
Associated Lab Samples: 92833965002

Parameter	Units	Blank Result	Reporting Limit	MDL	Analyzed	Qualifiers
Total Dissolved Solids	mg/L	ND	25.0	25.0	12/13/25 16:58	

LABORATORY CONTROL SAMPLE: 5034708

Parameter	Units	Spike Conc.	LCS Result	LCS % Rec	% Rec Limits	Qualifiers
Total Dissolved Solids	mg/L	250	256	102	90-110	

SAMPLE DUPLICATE: 5034709

Parameter	Units	92833893010 Result	Dup Result	RPD	Max RPD	Qualifiers
Total Dissolved Solids	mg/L	375	364	3	25	

SAMPLE DUPLICATE: 5034710

Parameter	Units	92834035007 Result	Dup Result	RPD	Max RPD	Qualifiers
Total Dissolved Solids	mg/L	164	166	1	25	

Results presented on this page are in the units indicated by the "Units" column except where an alternate unit is presented to the right of the result.

This report shall not be reproduced, except in full,
without the written consent of Pace Analytical Services, LLC.

Pace Analytical Services, LLC
9800 Kincey Ave. Suite 100
Huntersville, NC 28078
(704)875-9092

QUALITY CONTROL DATA

Project: BOW AP CA Post Inj #2, Month 5
Pace Project No.: 92833965

QC Batch: 978400
QC Batch Method: EPA 300.0 Rev 2.1 1993
Analysis Method: EPA 300.0 Rev 2.1 1993
Analysis Description: 300.0 IC Anions
Laboratory: Pace Analytical Services - Asheville
Associated Lab Samples: 92833965001, 92833965002, 92833965003, 92833965004, 92833965005, 92833965006, 92833965007, 92833965008

METHOD BLANK: 5031031
Matrix: Water
Associated Lab Samples: 92833965001, 92833965002, 92833965003, 92833965004, 92833965005, 92833965006, 92833965007, 92833965008

Parameter	Units	Blank Result	Reporting Limit	MDL	Analyzed	Qualifiers
Chloride	mg/L	ND	1.0	0.60	12/10/25 21:47	
Fluoride	mg/L	ND	0.10	0.050	12/10/25 21:47	
Sulfate	mg/L	ND	1.0	0.50	12/10/25 21:47	

LABORATORY CONTROL SAMPLE: 5031032

Parameter	Units	Spike Conc.	LCS Result	LCS % Rec	% Rec Limits	Qualifiers
Chloride	mg/L	50	49.4	99	90-110	
Fluoride	mg/L	2.5	2.5	101	90-110	
Sulfate	mg/L	50	48.8	98	90-110	

MATRIX SPIKE & MATRIX SPIKE DUPLICATE: 5031033 5031034

Parameter	Units	92833855011 Result	MS Spike Conc.	MSD Spike Conc.	MS Result	MSD Result	MS % Rec	MSD % Rec	% Rec Limits	RPD	Max RPD	Qual
Chloride	mg/L	155	50	50	197	202	83	93	90-110	3	10	M1
Fluoride	mg/L	0.054J	2.5	2.5	3.4	3.5	136	138	90-110	1	10	M1
Sulfate	mg/L	ND	50	50	48.1	48.6	96	97	90-110	1	10	

MATRIX SPIKE & MATRIX SPIKE DUPLICATE: 5031035 5031036

Parameter	Units	92834035001 Result	MS Spike Conc.	MSD Spike Conc.	MS Result	MSD Result	MS % Rec	MSD % Rec	% Rec Limits	RPD	Max RPD	Qual
Chloride	mg/L	4.4	50	50	53.4	54.6	98	100	90-110	2	10	
Fluoride	mg/L	0.14	2.5	2.5	2.5	2.6	95	98	90-110	3	10	
Sulfate	mg/L	1.6	50	50	49.8	51.0	96	99	90-110	2	10	

Results presented on this page are in the units indicated by the "Units" column except where an alternate unit is presented to the right of the result.

REPORT OF LABORATORY ANALYSIS

This report shall not be reproduced, except in full,
without the written consent of Pace Analytical Services, LLC.

Pace Analytical Services, LLC
9800 Kincey Ave. Suite 100
Huntersville, NC 28078
(704)875-9092

QUALITY CONTROL DATA

Project: BOW AP CA Post Inj #2, Month 5
Pace Project No.: 92833965

QC Batch: 978827
QC Batch Method: EPA 3005A
Analysis Method: EPA 6020B
Analysis Description: WC 6020B MET
Laboratory: Pace Analytical Services - West Columbia
Associated Lab Samples: 92833965001, 92833965002, 92833965003, 92833965004, 92833965005, 92833965006, 92833965007, 92833965008

METHOD BLANK: 5033336
Matrix: Water
Associated Lab Samples: 92833965001, 92833965002, 92833965003, 92833965004, 92833965005, 92833965006, 92833965007, 92833965008

Parameter	Units	Blank Result	Reporting Limit	MDL	Analyzed	Qualifiers
Antimony	mg/L	ND	0.0020	0.00050	12/15/25 18:30	
Arsenic	mg/L	ND	0.0020	0.0012	12/15/25 18:30	
Barium	mg/L	ND	0.0050	0.0012	12/15/25 18:30	
Beryllium	mg/L	ND	0.00040	0.00015	12/15/25 18:30	
Boron	mg/L	ND	0.040	0.0062	12/15/25 18:30	
Cadmium	mg/L	ND	0.00050	0.00012	12/15/25 18:30	
Calcium	mg/L	ND	0.40	0.10	12/15/25 18:30	
Chromium	mg/L	ND	0.0050	0.0012	12/15/25 18:30	
Cobalt	mg/L	ND	0.0050	0.0012	12/16/25 07:14	
Lead	mg/L	ND	0.0010	0.00025	12/16/25 07:14	
Molybdenum	mg/L	ND	0.010	0.0025	12/15/25 18:30	
Selenium	mg/L	ND	0.0050	0.0012	12/15/25 18:30	
Thallium	mg/L	ND	0.00050	0.00015	12/16/25 07:14	

LABORATORY CONTROL SAMPLE: 5033337

Parameter	Units	Spike Conc.	LCS Result	LCS % Rec	% Rec Limits	Qualifiers
Antimony	mg/L	0.1	0.11	109	80-120	
Arsenic	mg/L	0.1	0.097	97	80-120	
Barium	mg/L	0.1	0.11	114	80-120	
Beryllium	mg/L	0.1	0.11	105	80-120	
Boron	mg/L	0.1	0.11	105	80-120	
Cadmium	mg/L	0.1	0.11	106	80-120	
Calcium	mg/L	1	1.0	104	80-120	
Chromium	mg/L	0.1	0.11	111	80-120	
Cobalt	mg/L	0.1	0.11	109	80-120	
Lead	mg/L	0.1	0.11	109	80-120	
Molybdenum	mg/L	0.1	0.10	103	80-120	
Selenium	mg/L	0.1	0.093	93	80-120	
Thallium	mg/L	0.1	0.11	109	80-120	

MATRIX SPIKE & MATRIX SPIKE DUPLICATE: 5033338 5033339

Parameter	Units	92833965003 Result	MS Spike Conc.	MSD Spike Conc.	MS Result	MSD Result	MS % Rec	MSD % Rec	% Rec Limits	RPD	Max RPD	Qual
Antimony	mg/L	ND	0.1	0.1	0.10	0.11	102	107	75-125	5	20	

Results presented on this page are in the units indicated by the "Units" column except where an alternate unit is presented to the right of the result.

REPORT OF LABORATORY ANALYSIS

This report shall not be reproduced, except in full,
without the written consent of Pace Analytical Services, LLC.

Pace Analytical Services, LLC
9800 Kincey Ave. Suite 100
Huntersville, NC 28078
(704)875-9092

QUALITY CONTROL DATA

Project: BOW AP CA Post Inj #2, Month 5
Pace Project No.: 92833965

MATRIX SPIKE & MATRIX SPIKE DUPLICATE: 5033338 5033339

Parameter	Units	92833965003 Result	MS Spike Conc.	MSD Spike Conc.	MS Result	MSD Result	MS % Rec	MSD % Rec	% Rec Limits	RPD	Max RPD	Qual
Arsenic	mg/L	0.0033	0.1	0.1	0.10	0.11	101	107	75-125	6	20	
Barium	mg/L	0.052	0.1	0.1	0.15	0.16	101	109	75-125	5	20	
Beryllium	mg/L	ND	0.1	0.1	0.097	0.10	97	104	75-125	6	20	
Boron	mg/L	6.4	0.1	0.1	6.9	7.2	429	751	75-125	5	20	M1
Cadmium	mg/L	ND	0.1	0.1	0.097	0.10	97	101	75-125	4	20	
Calcium	mg/L	251	1	1	256	253	488	200	75-125	1	20	M1
Chromium	mg/L	ND	0.1	0.1	0.11	0.11	106	112	75-125	6	20	
Cobalt	mg/L	0.013	0.1	0.1	0.12	0.12	102	111	75-125	7	20	
Lead	mg/L	ND	0.1	0.1	0.10	0.11	101	110	75-125	8	20	
Molybdenum	mg/L	0.022	0.1	0.1	0.12	0.13	99	105	75-125	5	20	
Selenium	mg/L	0.0027J	0.1	0.1	0.10	0.11	98	104	75-125	5	20	
Thallium	mg/L	0.00037J	0.1	0.1	0.10	0.11	104	114	75-125	10	20	

Results presented on this page are in the units indicated by the "Units" column except where an alternate unit is presented to the right of the result.

This report shall not be reproduced, except in full,
without the written consent of Pace Analytical Services, LLC.

Pace Analytical Services, LLC
9800 Kincey Ave. Suite 100
Huntersville, NC 28078
(704)875-9092

QUALITY CONTROL DATA

Project: BOW AP CA Post Inj #2, Month 5
Pace Project No.: 92833965

QC Batch: 979006
QC Batch Method: EPA 7470A
Analysis Method: EPA 7470A
Analysis Description: WCOL 7470 Mercury
Laboratory: Pace Analytical Services - West Columbia
Associated Lab Samples: 92833965001, 92833965002, 92833965003, 92833965004, 92833965005, 92833965006, 92833965007, 92833965008

METHOD BLANK: 5034371
Matrix: Water
Associated Lab Samples: 92833965001, 92833965002, 92833965003, 92833965004, 92833965005, 92833965006, 92833965007, 92833965008

Parameter	Units	Blank Result	Reporting Limit	MDL	Analyzed	Qualifiers
Mercury	mg/L	ND	0.00020	0.000091	12/12/25 19:44	

LABORATORY CONTROL SAMPLE: 5034372

Parameter	Units	Spike Conc.	LCS Result	LCS % Rec	% Rec Limits	Qualifiers
Mercury	mg/L	0.002	0.0022	112	80-120	

MATRIX SPIKE & MATRIX SPIKE DUPLICATE: 5034373 5034374

Parameter	Units	92832720001 Result	MS Spike Conc.	MSD Spike Conc.	MS Result	MSD Result	MS % Rec	MSD % Rec	% Rec Limits	RPD	Max RPD	Qual
Mercury	mg/L	ND	0.002	0.002	0.0020	0.0020	98	97	80-120	1	20	H3

Results presented on this page are in the units indicated by the "Units" column except where an alternate unit is presented to the right of the result.

REPORT OF LABORATORY ANALYSIS

This report shall not be reproduced, except in full,
without the written consent of Pace Analytical Services, LLC.

Pace Analytical Services, LLC
9800 Kincey Ave. Suite 100
Huntersville, NC 28078
(704)875-9092

QUALIFIERS

Project: BOW AP CA Post Inj #2, Month 5
Pace Project No.: 92833965

DEFINITIONS

DF - Dilution Factor, if reported, represents the factor applied to the reported data due to dilution of the sample aliquot.

ND - Not Detected at or above adjusted reporting limit.

TNTC - Too Numerous To Count

J - Estimated concentration above the adjusted method detection limit and below the adjusted reporting limit.

MDL - Adjusted Method Detection Limit.

PQL - Practical Quantitation Limit.

RL - Reporting Limit - The lowest concentration value that meets project requirements for quantitative data with known precision and bias for a specific analyte in a specific matrix.

S - Surrogate

1,2-Diphenylhydrazine decomposes to and cannot be separated from Azobenzene using Method 8270. The result for each analyte is a combined concentration.

Consistent with EPA guidelines, unrounded data are displayed and have been used to calculate % recovery and RPD values.

LCS(D) - Laboratory Control Sample (Duplicate)

MS(D) - Matrix Spike (Duplicate)

DUP - Sample Duplicate

RPD - Relative Percent Difference

NC - Not Calculable.

SG - Silica Gel - Clean-Up

U - Indicates the compound was analyzed for, but not detected.

Acid preservation may not be appropriate for 2 Chloroethylvinyl ether.

A separate vial preserved to a pH of 4-5 is recommended in SW846 Chapter 4 for the analysis of Acrolein and Acrylonitrile by EPA Method 8260.

N-Nitrosodiphenylamine decomposes and cannot be separated from Diphenylamine using Method 8270. The result reported for each analyte is a combined concentration.

Reported results are not rounded until the final step prior to reporting. Therefore, calculated parameters that are typically reported as "Total" may vary slightly from the sum of the reported component parameters.

Pace Analytical is TNI accredited. Contact your Pace PM for the current list of accredited analytes.

TNI - The NELAC Institute.

WORKORDER QUALIFIERS

WO: 92833965

[1]	GEOSYNTEC
[2]	DO NOT DILUTE. MUST MEET REPORTING LIMITS. LET PM KNOW FIRST IF THERE ARE ISSUES.

ANALYTE QUALIFIERS

H3	Sample was received or analysis requested beyond the recognized method holding time.
M1	Matrix spike recovery exceeded QC limits. Batch accepted based on laboratory control sample (LCS) recovery.

This report shall not be reproduced, except in full,
without the written consent of Pace Analytical Services, LLC.

Pace Analytical Services, LLC
9800 Kincey Ave. Suite 100
Huntersville, NC 28078
(704)875-9092

QUALITY CONTROL DATA CROSS REFERENCE TABLE

Project: BOW AP CA Post Inj #2, Month 5
Pace Project No.: 92833965

Lab ID	Sample ID	QC Batch Method	QC Batch	Analytical Method	Analytical Batch
92833965001	**BOW-PT-02**	3015	2656935	EPA 6020B	2656935
92833965002	**BOW-PT-04**	3015	2656935	EPA 6020B	2656935
92833965003	**BOW-PT-05**	3015	2656935	EPA 6020B	2656935
92833965004	**BOW-PT-06**	3015	2656935	EPA 6020B	2656935
92833965005	**BOW-INW-01**	3015	2656935	EPA 6020B	2656935
92833965006	**BOW-AP1-FD-01**	3015	2656935	EPA 6020B	2656935
92833965007	**BOW-AP1-FB-01**	3015	2656935	EPA 6020B	2656935
92833965008	**BOW-AP1-EB-01**	3015	2656935	EPA 6020B	2656935
92833965001	**BOW-PT-02**	SM 2320B-2021	980443		
92833965002	**BOW-PT-04**	SM 2320B-2021	980445		
92833965003	**BOW-PT-05**	SM 2320B-2021	980443		
92833965004	**BOW-PT-06**	SM 2320B-2021	980443		
92833965005	**BOW-INW-01**	SM 2320B-2021	980443		
92833965006	**BOW-AP1-FD-01**	SM 2320B-2021	980443		
92833965007	**BOW-AP1-FB-01**	SM 2320B-2021	980443		
92833965008	**BOW-AP1-EB-01**	SM 2320B-2021	980443		
92833965001	**BOW-PT-02**	SM 2540C-2020	978646		
92833965002	**BOW-PT-04**	SM 2540C-2020	979062		
92833965003	**BOW-PT-05**	SM 2540C-2020	978646		
92833965004	**BOW-PT-06**	SM 2540C-2020	978646		
92833965005	**BOW-INW-01**	SM 2540C-2020	978646		
92833965006	**BOW-AP1-FD-01**	SM 2540C-2020	978653		
92833965007	**BOW-AP1-FB-01**	SM 2540C-2020	978653		
92833965008	**BOW-AP1-EB-01**	SM 2540C-2020	978653		
92833965001	**BOW-PT-02**	EPA 300.0 Rev 2.1 1993	978400		
92833965002	**BOW-PT-04**	EPA 300.0 Rev 2.1 1993	978400		
92833965003	**BOW-PT-05**	EPA 300.0 Rev 2.1 1993	978400		
92833965004	**BOW-PT-06**	EPA 300.0 Rev 2.1 1993	978400		
92833965005	**BOW-INW-01**	EPA 300.0 Rev 2.1 1993	978400		
92833965006	**BOW-AP1-FD-01**	EPA 300.0 Rev 2.1 1993	978400		
92833965007	**BOW-AP1-FB-01**	EPA 300.0 Rev 2.1 1993	978400		
92833965008	**BOW-AP1-EB-01**	EPA 300.0 Rev 2.1 1993	978400		
92833965001	**BOW-PT-02**	EPA 3005A	978827	EPA 6020B	979540
92833965002	**BOW-PT-04**	EPA 3005A	978827	EPA 6020B	979540
92833965003	**BOW-PT-05**	EPA 3005A	978827	EPA 6020B	979540
92833965004	**BOW-PT-06**	EPA 3005A	978827	EPA 6020B	979540
92833965005	**BOW-INW-01**	EPA 3005A	978827	EPA 6020B	979540
92833965006	**BOW-AP1-FD-01**	EPA 3005A	978827	EPA 6020B	979540
92833965007	**BOW-AP1-FB-01**	EPA 3005A	978827	EPA 6020B	979540
92833965008	**BOW-AP1-EB-01**	EPA 3005A	978827	EPA 6020B	979540
92833965001	**BOW-PT-02**	EPA 7470A	979006	EPA 7470A	979111
92833965002	**BOW-PT-04**	EPA 7470A	979006	EPA 7470A	979111
92833965003	**BOW-PT-05**	EPA 7470A	979006	EPA 7470A	979111
92833965004	**BOW-PT-06**	EPA 7470A	979006	EPA 7470A	979111

This report shall not be reproduced, except in full,
without the written consent of Pace Analytical Services, LLC.

Pace Analytical Services, LLC
9800 Kincey Ave. Suite 100
Huntersville, NC 28078
(704)875-9092

QUALITY CONTROL DATA CROSS REFERENCE TABLE

Project: BOW AP CA Post Inj #2, Month 5
Pace Project No.: 92833965

Lab ID	Sample ID	QC Batch Method	QC Batch	Analytical Method	Analytical Batch
92833965005	**BOW-INW-01**	EPA 7470A	979006	EPA 7470A	979111
92833965006	**BOW-AP1-FD-01**	EPA 7470A	979006	EPA 7470A	979111
92833965007	**BOW-AP1-FB-01**	EPA 7470A	979006	EPA 7470A	979111
92833965008	**BOW-AP1-EB-01**	EPA 7470A	979006	EPA 7470A	979111

This report shall not be reproduced, except in full,
without the written consent of Pace Analytical Services, LLC.

Pace	DC#_Title: ENV-FRM-HUN1-0083 v05_Sample Condition Upon Receipt
	Effective Date: 05/24/2024

Laboratory receiving samples:

Asheville ☐ Eden ☐ Greenwood ☐ Huntersville ☐ Raleigh ☐ Mechanicsville ☐ Atlanta ☑ Kernersville ☐

Sample Condition Upon Receipt

Client Name: GA Power

Project #:

WO# : 92833965

92833965

Courier: ☐ Commercial ☐ Fed Ex ☐ UPS ☐ USPS ☐ Client ☑ Pace ☐ Other:____

Custody Seal Present? ☑ Yes ☐ No **Seals Intact?** ☑ Yes ☐ No ☐ N/A

Date/Initials Person Examining Contents: JG 12/10/25

Packing Material: ☑ Bubble Wrap ☐ Bubble Bags ☐ None ☐ Other

Biological Tissue Frozen? ☐ Yes ☐ No ☑ N/A

Thermometer: ☑ IR Gun ID: 214

Type of Ice: ☑ Wet ☐ Blue ☐ None

Cooler Temp: 3.6 **Correction Factor:** Add/Subtract (°C) 0.0

Temp should be above freezing to 6°C

☐ Samples out of temp criteria. Samples on ice, cooling process has begun

Cooler Temp Corrected (°C): 3.6

USDA Regulated Soil (☐ N/A, water sample)

Did samples originate in a quarantine zone within the United States: CA, NY, or SC (check maps)? ☐ Yes ☐ No

Did samples originate from a foreign source (internationally, including Hawaii and Puerto Rico)? ☐ Yes ☐ No

				Comments/Discrepancy:
Chain of Custody Present?	☑ Yes	☐ No	☐ N/A	1.
Samples Arrived within Hold Time?	☑ Yes	☐ No	☐ N/A	2.
Short Hold Time Analysis (<72 hr.)?	☐ Yes	☑ No	☐ N/A	3.
Rush Turn Around Time Requested?	☐ Yes	☑ No	☐ N/A	4.
Sufficient Volume?	☑ Yes	☐ No	☐ N/A	5.
Correct Containers Used?	☑ Yes	☐ No	☐ N/A	6.
-Pace Containers Used?	☑ Yes	☐ No	☐ N/A	
Containers Intact?	☑ Yes	☐ No	☐ N/A	7.
Dissolved analysis: Samples Field Filtered?	☐ Yes	☐ No	☑ N/A	8.
Sample Labels Match COC? -Includes Date/Time/ID/Analysis Matrix: WG/WQ	☑ Yes	☐ No	☐ N/A	9.
Headspace in VOA Vials (>5-6mm)?	☐ Yes	☐ No	☑ N/A	10.
Trip Blank Present?	☐ Yes	☐ No	☑ N/A	11.
Trip Blank Custody Seals Present?	☐ Yes	☐ No	☐ N/A	

COMMENTS/SAMPLE DISCREPANCY

Field Data Required? ☐ Yes ☐ No

Lot ID of split containers:

CLIENT NOTIFICATION/RESOLUTION

Person contacted: _____ Date/Time: _____

Project Manager SCURF Review: _____ **Date:** _____

Project Manager SRF Review: _____ **Date:** _____

Pace

DC#_Title: ENV-FRM-HUN1-0083 v05_Sample Condition Upon Receipt

Effective Date: 05/24/2024

WO# : 92833965

PM: BV **Due Date: 12/24/25**

CLIENT: 92-GP-BOWLF

*Check mark top half of box if pH and/or dechlorination is verified and within the acceptance range for preservation samples.

Exceptions: VOA, Coliform, TOC, Oil and Grease, DRO/8015 (water) DOC, LLHg

**Bottom half of box is to list number of bottles

***Check all unpreserved Nitrates for chlorine

Project #

Laboratory Receiving Location: Asheville ☐ Eden ☐ Greenwood ☐ Huntersville ☐ Raleigh ☐ Mechanicsville ☐ Atlanta ☐ Kernersville ☐

Client G.A. Powers Profile/EZ (Circle one) 3325142 Notes

Item#	BP4U-125 mL Plastic Unpreserved (N/A) (Cl-)	BP3U-250 mL Plastic Unpreserved (N/A)	BP2U-500 mL Plastic Unpreserved (N/A)	BP1U-1 liter Plastic Unpreserved (N/A)		BP4S-125 mL Plastic H2SO4 (pH < 2) (Cl-)	BP3N-250 mL plastic HNO3 (pH < 2)	BP4Z-125 mL Plastic ZN Acetate & NaOH (>9)	BP4B-125 mL Plastic NaOH (pH > 12) (C-)	WGFU-Wide mouthed Glass jar Unpreserved	AG1U-1 liter Amber Unpreserved (N/A) (Cl-)	AG1H-1 liter Amber HCl (pH < 2)	AG3U-250 mL Amber Unpreserved (N/A) (Cl-)	AG1S-1 liter Amber H2SO4 (pH < 2)	AG3S-250 mL Amber H2SO4 (pH < 2)	DG94-40 mL Amber NH4Cl (N/A)(Cl-)	DG9H-40 mL VOA HCl (N/A)	VG9T-40 mL VOA Na2S2O3 (N/A)	VG9U-40 mL VOA Unpreserved (N/A)	DG9V-40 mL VOA H3PO4 (N/A)	KP7U-50 mL Plastic Unpreserved (N/A)	V/GK (3 vials per kit)-VPH/Gas kit (N/A)	SP5T-125 mL Sterile Plastic (N/A – lab)	SP2T-250 mL Sterile Plastic (N/A – lab)		BP3R-250 mL Plastic (NH2)2SO4 (9.3-9.7)	AG0U-100 mL Amber Unpreserved (N/A) (Cl-)	VSGU-20 mL Scintillation vials (N/A)	DG9U-40 mL Amber Unpreserved vials (N/A)
CC																														
1		2	1				2 ✓																							
2		2	1				2 ✓																							
3		2	1				2 ✓																							
4		2	1				2 ✓																							
5		2	1				2 ✓																							
6		2	1				2 ✓																							
7		2	1				2 ✓																							
8		2	1				2 ✓																							
9																														
10																														
11																														
12																														

pH Adjustment Log for Preserved Samples

Sample ID	Type of Preservative	pH upon receipt	Date preservation adjusted	Time preservation adjusted	Amount of Preservative added	Lot #

Note: Whenever there is a discrepancy affecting North Carolina compliance samples, a copy of this form will be sent to the North Carolina DENR Certification Office (i.e. Out of hold, incorrect preservative, out of temp, incorrect containers.

Pace® Location Requested (City/State):

Pace Analytical Charlotte
9800 Kinsey Ave. Suite 100, Huntersville, NC 28078

CHAIN-OF-CUSTODY Analytical Request Document

Chain-of-Custody is a LEGAL DOCUMENT - Complete all relevant fields

LAB USE ONLY- Affix Workorder/Login Label Here

Scan QR Code for instructions

Company Name: Georgia Power - Bowen
Street Address:
241 Ralph McGill Blvd NE, Bin 10160, Atlanta, GA 30308

Customer Project #:
Project Name:
Bowen AP CA Post Injection #2, Month 5
Site Collection Info/Facility ID (as applicable):

Contact/Report To: Kristen Jurinko, Minlao Lu, Marty Crook
Phone #: (470) 217-0008
E-Mail: knjurink@southernco.com
Cc E-Mail: Laura Midkiff, Ben Hodges, Mike Smilley, Noelia Gangi

Invoice to: Account Payable
Invoice E-mail:
georgiapowerinvoices@southernco.com
Purchase Order # (if applicable): GPC95642-0007
Quote #:

Time Zone Collected: [ ] AK [ ] PT [ ] MT [ ] CT [X] ET

County / State origin of sample(s): Georgia

Data Deliverables:
[ ] Level II [ ] Level III [ ] Level IV
[ ] EQUIS
[ ] Other

Regulatory Program (DW, RCRA, etc.) as applicable:

Reportable [ ] Yes [ ] No

Rush (Pre-approval required):
[ ] Same Day [ ] 1 Day [ ] 2 Day [ ] 3 Day Other

Date Results Requested:

DW PWSID # or WW Permit # as applicable:

Field Filtered (if applicable): [ ] Yes [ ] No

Analysis:

* Matrix Codes (insert in Matrix box below): Drinking Water (DW), Ground Water (GW), Wastewater (WW), Product (P), Soil/Solid (SS), Oil (OL), Wipe (WP), Tissue (TS), Bioassay (B), Vapor (V), Surface Water (SW), Sediment (SED), Sludge (SL), Caulk (CK), Leachate (LL), Biosolid (BS), Other (OT)

Specify Container Size **: 3 | 2 | 3 | 3

** Container Size: (1) 1L, (2) 500mL, (3) 250mL, (4) 125mL, (5) 100mL, (6) 40mL vial, (7) EnCore, (8) TerraCore, (9) 90mL, (10) Other

Identify Container Preservative Type***: 1 | 1 | 1 | 2

*** Preservative Types: (1) None, (2) HNO3, (3) H2SO4, (4) HCl, (5) NaOH, (6) Zn Acetate, (7) NaHSO4, (8) Soc Thiosulfate, (9) Ascorbic Acid, (10) MeOH, (11) Other

Analysis Requested

Customer Sample ID	Matrix*	Comp / Grab	Composite Start Date	Composite Start Time	Collected or Composite End Date	Collected or Composite End Time	# Cont.	Residual Chlorine Result	Residual Chlorine Units	2320B Alkalinity + Bicarbonate	2540C Total Dissolved Solids	300.0-F-,SO4-2-, Cl-	*Appendix III, IV	Sample Comment
BOW-PT-02	WG	G			12/8/25	1254	5			X	X	X	X	001
BOW-PT-04	WG	G			12/9/25	1232	5			X	X	X	X	002
BOW-PT-05	WG	G			12/8/25	1129	5			X	X	X	X	003
BOW-PT-06	WG	G			12/8/25	1147	5			X	X	X	X	004
BOW-INW-01	WG	G			12/8/25	1446	5			X	X	X	X	005
BOW-AP1-FD-01	WG	G			12/8/25	—	5			X	X	X	X	006
BOW-AP1-FB-01	WQ	G			12/8/25	1602	5			X	X	X	X	007
BOW-AP1-EB-01	WQ	G			12/8/25	1552	5			X	X	X	X	008

Lab Use Only:
Proj. Mgr: Bonnie Vang
AcctNum / Client ID:
Table #:
Profile / Template: 16507
Prelog / Bottle Ord. ID: EZ 3325142

Preservation non-conformance derived for sample

Additional instructions from Pace®:
Task Code: BOW-CCR-CA-20251208
*Appendix III: Boron, Calcium, Chloride, Fluoride, Sulfate, TDS
*Appendix IV: Arsenic, Antimony, Barium, Beryllium, Cadmium, Chromium, Cobalt, Fluorine, Lead, Lithium, Mercury, Molybdenum, Selenium, Thallium
*Additional Metals: Iron, Magnesium, Manganese, Potassium, Sodium

Collected By: William Laaker, Jay Siewert, Natalie Piparo, Shannon
Printed Name
Signature: Northen
ENSAFE

Customer Remarks / Special Conditions / Possible Hazards:

Coolers: | Thermometer ID: | Correction Factor (°C): | Obs. Temp. (°C): | Corrected Temp. (°C): | [ ] On Ice

Relinquished by/Company: (Signature)	Date/Time	Received by/Company: (Signature)	Date/Time
EnSafe	12/9/25 1215	Pace	12/10 25 1215
Pace	12/10/25 1300		12/10/25 1300

Tracking Number:

Delivered by: [ ] In-Person [ ] Courier [ ] FedEx [ ] UPS [ ] Other

Page: 1 of 1

Submitting a sample via this chain of custody constitutes acknowledgment and acceptance of the Pace® Terms and Conditions found at https://www.pacelabs.com/resource-library/resource/pace-terms-and-conditions/

ENV-FRM-CORQ-0019_v02_110123 ©

Pace Analytical Services, LLC
9800 Kincey Ave. Suite 100
Huntersville, NC 28078
(704)875-9092

March 03, 2026

Kristen Jurinko
Southern Co.
241 Ralph McGill Blvd NE
Bin 10160
Atlanta, GA 30308

RE: Project: Bowen AP-1 CA Inj #2, month 6
Pace Project No.: 92841930

Dear Kristen Jurinko:

Enclosed are the analytical results for sample(s) received by the laboratory between February 03, 2026 and February 06, 2026. The results relate only to the samples included in this report. Results reported herein conform to the applicable TNI/NELAC Standards and the laboratory's Quality Manual, where applicable, unless otherwise noted in the body of the report.

The test results provided in this final report were generated by each of the following laboratories within the Pace Network:

- Pace National - Mt. Juliet
- Pace Analytical Services - Asheville
- Pace Analytical Services - West Columbia

Revision 1 (03/03/2026): Report revised to add sample ID PT-02 and PT-05.

If you have any questions concerning this report, please feel free to contact me.

Sincerely,

Bonnie Vang

Bonnie Vang
bonnie.vang@pacelabs.com
704-977-0968
Project Manager

Enclosures

cc: Marty Crook, Geosyntec Consultants
Whitney Law, Geosyntec
Mintao Lu, Geosyntec
Laura Midkiff, Southern Co.
Caroline Nelson, Geosyntec
Kevin Stephenson, Southern Company

REPORT OF LABORATORY ANALYSIS

This report shall not be reproduced, except in full,
without the written consent of Pace Analytical Services, LLC.

Pace Analytical Services, LLC
9800 Kincey Ave. Suite 100
Huntersville, NC 28078
(704)875-9092

CERTIFICATIONS

Project: Bowen AP-1 CA Inj #2, month 6
Pace Project No.: 92841930

Pace Analytical Services National
12065 Lebanon Road, Mt. Juliet, TN 37122
Alabama Certification #: 40660
Alaska Certification 17-026
Arizona Certification #: AZ0612
Arkansas Certification #: 88-0469
California Certification #: 2932
Canada Certification #: 1461.01
Colorado Certification #: TN00003
Connecticut Certification #: PH-0197
DOD Certification: #1461.01
EPA# TN00003
Florida Certification #: E87487
Georgia DW Certification #: 923
Georgia Certification: NELAP
Idaho Certification #: TN00003
Illinois Certification #: 200008
Indiana Certification #: C-TN-01
Iowa Certification #: 364
Kansas Certification #: E-10277
Kentucky UST Certification #: 16
Kentucky Certification #: 90010
Louisiana Certification #: AI30792
Louisiana DW Certification #: LA180010
Maine Certification #: TN0002
Maryland Certification #: 324
Massachusetts Certification #: M-TN003
Michigan Certification #: 9958
Minnesota Certification #: 047-999-395
Mississippi Certification #: TN00003
Missouri Certification #: 340
Montana Certification #: CERT0086
Nebraska Certification #: NE-OS-15-05
Nevada Certification #: TN-03-2002-34
New Hampshire Certification #: 2975
New Jersey Certification #: TN002
New Mexico DW Certification
New York Certification #: 11742
North Carolina Aquatic Toxicity Certification #: 41
North Carolina Drinking Water Certification #: 21704
North Carolina Environmental Certificate #: 375
North Dakota Certification #: R-140
Ohio VAP Certification #: CL0069
Oklahoma Certification #: 9915
Oregon Certification #: TN200002
Pennsylvania Certification #: 68-02979
Rhode Island Certification #: LAO00356
South Carolina Certification #: 84004
South Dakota Certification
Tennessee DW/Chem/Micro Certification #: 2006
Texas Certification #: T 104704245-17-14
Texas Mold Certification #: LAB0152
USDA Soil Permit #: P330-15-00234
Utah Certification #: TN00003
Virginia Certification #: VT2006
Vermont Dept. of Health: ID# VT-2006
Virginia Certification #: 460132
Washington Certification #: C847
West Virginia Certification #: 233
Wisconsin Certification #: 998093910
Wyoming UST Certification #: via A2LA 2926.01
A2LA-ISO 17025 Certification #: 1461.01
A2LA-ISO 17025 Certification #: 1461.02
AIHA-LAP/LLC EMLAP Certification #:100789

Pace Analytical Services Asheville
2225 Riverside Drive, Asheville, NC 28804
Florida/NELAP Certification #: E87648
North Carolina Drinking Water Certification #: 37712
North Carolina Wastewater Certification #: 40
South Carolina Laboratory ID: 99030
South Carolina Certification #: 99030001
Virginia/VELAP Certification #: 460222

Pace Analytical Services West Columbia
106 Vantage Point Drive, West Columbia, SC 29172
Alaska Dept. of Energy Conservation, Cert# 20-002
California ELAP, cert# 3049
DoD, DoD QSM V5.4, cert# I.2224
DOE, DoD/DOE QSM V5.4, cert# I.2224.01
Florida, Dept. of Health, cert# E87653-70
Georgia, Env. Protection Division, cert# E87653
Illinois, EPA NELAP, cert# 2000552024-9
Kansas, Dept. of Health and Environment, cert# E-10417
Kentucky, Dept. for Env. Protection, UST, cert# 103582
Kentucky, Dept. for Env. Protection, cert# 98037
Louisiana, Dept. of Environmental Quality, cert# 5125
North Carolina, DEQ, Water Resources, cert# 329
New Jersey, Dept. of Env. Protection, cert# NLC 240005
Oklahoma, Dept. of Env. Quality, cert# 2023-175
Oregon, ELAP, cert# 4181-006
Pennsylvania, Dept. of Env. Protection, cert# 003
South Carolina, Dept. of Env. Services, cert# 32010001
Texas, Commission on Env. Quality, cert# TX-C24-00083
Virginia, Dept. of General Services, cert# 13080
Wisconsin, Dept. of Natural Resources, cert# 399136100

This report shall not be reproduced, except in full,
without the written consent of Pace Analytical Services, LLC.

Pace Analytical Services, LLC
9800 Kincey Ave. Suite 100
Huntersville, NC 28078
(704)875-9092

SAMPLE SUMMARY

Project: Bowen AP-1 CA Inj #2, month 6
Pace Project No.: 92841930

Lab ID	Sample ID	Matrix	Date Collected	Date Received
92841930002	**BOW-PT-04**	Water	02/02/26 16:30	02/03/26 13:45
92841930004	**BOW-PT-06**	Water	02/02/26 14:20	02/03/26 13:45
92841930005	**BOW-INW-01**	Water	02/02/26 12:26	02/03/26 13:45
92841930006	**BOW-AP1-FD-01**	Water	02/02/26 00:00	02/03/26 13:45
92841930007	**BOW-AP1-FB-01**	Water	02/02/26 15:50	02/03/26 13:45
92841930008	**BOW-AP1-EB-01**	Water	02/02/26 16:00	02/03/26 13:45
92842872001	**BOW-PT-02**	Water	02/03/26 12:44	02/06/26 17:20
92842872002	**BOW-PT-05**	Water	02/03/26 11:21	02/06/26 17:20

This report shall not be reproduced, except in full,
without the written consent of Pace Analytical Services, LLC.

Pace Analytical Services, LLC
9800 Kincey Ave. Suite 100
Huntersville, NC 28078
(704)875-9092

SAMPLE ANALYTE COUNT

Project: Bowen AP-1 CA Inj #2, month 6
Pace Project No.: 92841930

Lab ID	Sample ID	Method	Analysts	Analytes Reported	Laboratory
92841930002	**BOW-PT-04**	EPA 6020B	LD	1	PAN
		SM 2320B-2021	SMS	3	PASI-A
		SM 2540C-2020	CMW1	1	PASI-A
		SM 4500-S2D-2021	MGW	1	PASI-A
		EPA 300.0 Rev 2.1 1993	CDC	3	PASI-A
		EPA 6020B	BW, CBP	18	PASI-WC
		EPA 7470A	KAJ1	1	PASI-WC
92841930004	**BOW-PT-06**	EPA 6020B	LD	1	PAN
		SM 2320B-2021	SMS	3	PASI-A
		SM 2540C-2020	CMW1	1	PASI-A
		SM 4500-S2D-2021	MGW	1	PASI-A
		EPA 300.0 Rev 2.1 1993	CDC	3	PASI-A
		EPA 6020B	BW, CBP	18	PASI-WC
		EPA 7470A	KAJ1	1	PASI-WC
92841930005	**BOW-INW-01**	EPA 6020B	LD	1	PAN
		SM 2320B-2021	SMS	3	PASI-A
		SM 2540C-2020	CMW1	1	PASI-A
		SM 4500-S2D-2021	MGW	1	PASI-A
		EPA 300.0 Rev 2.1 1993	CDC	3	PASI-A
		EPA 6020B	BW, CBP	18	PASI-WC
		EPA 7470A	KAJ1	1	PASI-WC
92841930006	**BOW-AP1-FD-01**	EPA 6020B	LD	1	PAN
		SM 2320B-2021	SMS	3	PASI-A
		SM 2540C-2020	CMW1	1	PASI-A
		SM 4500-S2D-2021	MGW	1	PASI-A
		EPA 300.0 Rev 2.1 1993	CDC	3	PASI-A
		EPA 6020B	CBP	18	PASI-WC
		EPA 7470A	KAJ1	1	PASI-WC
92841930007	**BOW-AP1-FB-01**	EPA 6020B	LD	1	PAN
		SM 2320B-2021	SMS	3	PASI-A
		SM 2540C-2020	CMW1	1	PASI-A
		SM 4500-S2D-2021	MGW	1	PASI-A
		EPA 300.0 Rev 2.1 1993	CDC	3	PASI-A
		EPA 6020B	CBP	18	PASI-WC
		EPA 7470A	KAJ1	1	PASI-WC
92841930008	**BOW-AP1-EB-01**	EPA 6020B	LD	1	PAN
		SM 2320B-2021	SMS	3	PASI-A

This report shall not be reproduced, except in full,
without the written consent of Pace Analytical Services, LLC.

Pace Analytical Services, LLC
9800 Kincey Ave. Suite 100
Huntersville, NC 28078
(704)875-9092

SAMPLE ANALYTE COUNT

Project: Bowen AP-1 CA Inj #2, month 6
Pace Project No.: 92841930

Lab ID	Sample ID	Method	Analysts	Analytes Reported	Laboratory
		SM 2540C-2020	CMW1	1	PASI-A
		SM 4500-S2D-2021	MGW	1	PASI-A
		EPA 300.0 Rev 2.1 1993	CDC	3	PASI-A
		EPA 6020B	CBP	18	PASI-WC
		EPA 7470A	KAJ1	1	PASI-WC
92842872001	**BOW-PT-02**	EPA 6020B	KHT	1	PAN
		SM 2320B-2021	SMS	3	PASI-A
		SM 2540C-2020	NSS	1	PASI-A
		SM 4500-S2D-2021	MGW	1	PASI-A
		EPA 300.0 Rev 2.1 1993	CDC	3	PASI-A
		EPA 6020B	BW	18	PASI-WC
		EPA 7470A	DH	1	PASI-WC
92842872002	**BOW-PT-05**	EPA 6020B	KHT	1	PAN
		SM 2320B-2021	SMS	3	PASI-A
		SM 2540C-2020	NSS	1	PASI-A
		SM 4500-S2D-2021	MGW	1	PASI-A
		EPA 300.0 Rev 2.1 1993	CDC	3	PASI-A
		EPA 6020B	BW	18	PASI-WC
		EPA 7470A	DH	1	PASI-WC

PAN = Pace National - Mt. Juliet
PASI-A = Pace Analytical Services - Asheville
PASI-WC = Pace Analytical Services - West Columbia

This report shall not be reproduced, except in full,
without the written consent of Pace Analytical Services, LLC.

Pace Analytical Services, LLC
9800 Kincey Ave. Suite 100
Huntersville, NC 28078
(704)875-9092

SUMMARY OF DETECTION

Project: Bowen AP-1 CA Inj #2, month 6
Pace Project No.: 92841930

Lab Sample ID Method	Client Sample ID Parameters	Result	Units	Report Limit	Analyzed	Qualifiers
92841930002	**BOW-PT-04**					
EPA 6020B	Lithium	0.00496	mg/L	0.00200	02/09/26 20:30	
SM 2320B-2021	Alkalinity,Bicarbonate (CaCO3)	274	mg/L	5.0	02/10/26 11:59	
SM 2320B-2021	Alkalinity, Total as CaCO3	274	mg/L	5.0	02/10/26 11:59	
SM 2540C-2020	Total Dissolved Solids	820	mg/L	50.0	02/06/26 16:17	
EPA 300.0 Rev 2.1 1993	Chloride	127	mg/L	4.0	02/04/26 06:55	M1
EPA 300.0 Rev 2.1 1993	Fluoride	0.13	mg/L	0.10	02/04/26 02:08	M1
EPA 300.0 Rev 2.1 1993	Sulfate	177	mg/L	4.0	02/04/26 06:55	M1
EPA 6020B	Arsenic	0.0015J	mg/L	0.0020	02/13/26 03:14	
EPA 6020B	Barium	0.048	mg/L	0.0050	02/13/26 03:14	
EPA 6020B	Boron	6.1	mg/L	2.0	02/13/26 18:49	
EPA 6020B	Calcium	183	mg/L	4.0	02/13/26 18:39	
EPA 6020B	Chromium	0.00047J	mg/L	0.0050	02/13/26 03:14	
EPA 6020B	Cobalt	0.0022J	mg/L	0.0050	02/13/26 03:14	
EPA 6020B	Iron	0.32	mg/L	0.040	02/13/26 03:14	
EPA 6020B	Magnesium	43.0	mg/L	0.50	02/13/26 18:39	
EPA 6020B	Manganese	0.30	mg/L	0.050	02/13/26 18:39	
EPA 6020B	Molybdenum	0.017	mg/L	0.010	02/13/26 03:14	
EPA 6020B	Potassium	9.6	mg/L	0.40	02/13/26 03:14	
EPA 6020B	Selenium	0.0017J	mg/L	0.0050	02/13/26 03:14	
EPA 6020B	Sodium	69.5	mg/L	4.0	02/13/26 18:39	
EPA 6020B	Thallium	0.00097	mg/L	0.00050	02/13/26 03:14	
92841930004	**BOW-PT-06**					
EPA 6020B	Lithium	0.00598	mg/L	0.00200	02/09/26 20:33	
SM 2320B-2021	Alkalinity,Bicarbonate (CaCO3)	169	mg/L	5.0	02/10/26 12:35	
SM 2320B-2021	Alkalinity, Total as CaCO3	169	mg/L	5.0	02/10/26 12:35	
SM 2540C-2020	Total Dissolved Solids	1660	mg/L	250	02/06/26 16:18	
EPA 300.0 Rev 2.1 1993	Chloride	459	mg/L	11.0	02/04/26 07:41	
EPA 300.0 Rev 2.1 1993	Fluoride	0.075J	mg/L	0.10	02/04/26 03:46	
EPA 300.0 Rev 2.1 1993	Sulfate	359	mg/L	11.0	02/04/26 07:41	
EPA 6020B	Arsenic	0.0047	mg/L	0.0020	02/13/26 03:23	
EPA 6020B	Barium	0.077	mg/L	0.0050	02/13/26 03:23	
EPA 6020B	Boron	10.3	mg/L	4.0	02/13/26 19:07	
EPA 6020B	Calcium	399	mg/L	40.0	02/13/26 19:07	
EPA 6020B	Cobalt	0.0019J	mg/L	0.0050	02/13/26 03:23	
EPA 6020B	Iron	2.0	mg/L	0.040	02/13/26 03:23	
EPA 6020B	Magnesium	109	mg/L	0.50	02/13/26 18:58	
EPA 6020B	Manganese	0.70	mg/L	0.050	02/13/26 18:58	
EPA 6020B	Molybdenum	0.0056J	mg/L	0.010	02/13/26 03:23	
EPA 6020B	Potassium	8.7	mg/L	0.40	02/13/26 03:23	
EPA 6020B	Selenium	0.0085	mg/L	0.0050	02/13/26 03:23	
EPA 6020B	Sodium	57.4	mg/L	4.0	02/13/26 18:58	
92841930005	**BOW-INW-01**					
EPA 6020B	Lithium	0.00772	mg/L	0.00200	02/09/26 20:36	
SM 2320B-2021	Alkalinity,Bicarbonate (CaCO3)	304	mg/L	5.0	02/10/26 12:44	
SM 2320B-2021	Alkalinity, Total as CaCO3	304	mg/L	5.0	02/10/26 12:44	
SM 2540C-2020	Total Dissolved Solids	910	mg/L	125	02/06/26 16:18	

This report shall not be reproduced, except in full,
without the written consent of Pace Analytical Services, LLC.

Pace Analytical Services, LLC
9800 Kincey Ave. Suite 100
Huntersville, NC 28078
(704)875-9092

SUMMARY OF DETECTION

Project: Bowen AP-1 CA Inj #2, month 6
Pace Project No.: 92841930

Lab Sample ID Method	Client Sample ID Parameters	Result	Units	Report Limit	Analyzed	Qualifiers
92841930005	**BOW-INW-01**					
EPA 300.0 Rev 2.1 1993	Chloride	120	mg/L	4.0	02/04/26 07:56	
EPA 300.0 Rev 2.1 1993	Fluoride	0.19	mg/L	0.10	02/04/26 04:01	
EPA 300.0 Rev 2.1 1993	Sulfate	187	mg/L	4.0	02/04/26 07:56	
EPA 6020B	Arsenic	0.00097J	mg/L	0.0020	02/13/26 03:32	
EPA 6020B	Barium	0.047	mg/L	0.0050	02/13/26 03:32	
EPA 6020B	Boron	5.9	mg/L	1.0	02/13/26 19:25	
EPA 6020B	Cadmium	0.00010J	mg/L	0.00050	02/13/26 03:32	
EPA 6020B	Calcium	179	mg/L	10.0	02/13/26 19:25	
EPA 6020B	Cobalt	0.00053J	mg/L	0.0050	02/13/26 03:32	
EPA 6020B	Iron	0.21	mg/L	0.040	02/13/26 03:32	
EPA 6020B	Magnesium	43.0	mg/L	0.25	02/13/26 19:16	
EPA 6020B	Manganese	0.071	mg/L	0.025	02/13/26 19:16	
EPA 6020B	Molybdenum	0.022	mg/L	0.010	02/13/26 03:32	
EPA 6020B	Potassium	9.2	mg/L	0.40	02/13/26 03:32	
EPA 6020B	Selenium	0.0021J	mg/L	0.0050	02/13/26 03:32	
EPA 6020B	Sodium	97.2	mg/L	2.0	02/13/26 19:16	
EPA 6020B	Thallium	0.00039J	mg/L	0.00050	02/13/26 03:32	
92841930006	**BOW-AP1-FD-01**					
EPA 6020B	Lithium	0.00587	mg/L	0.00200	02/09/26 20:39	
SM 2320B-2021	Alkalinity,Bicarbonate (CaCO3)	167	mg/L	5.0	02/10/26 12:53	
SM 2320B-2021	Alkalinity, Total as CaCO3	167	mg/L	5.0	02/10/26 12:53	
SM 2540C-2020	Total Dissolved Solids	1610	mg/L	250	02/06/26 16:18	
EPA 300.0 Rev 2.1 1993	Chloride	455	mg/L	11.0	02/04/26 08:11	
EPA 300.0 Rev 2.1 1993	Fluoride	0.075J	mg/L	0.10	02/04/26 04:17	
EPA 300.0 Rev 2.1 1993	Sulfate	356	mg/L	11.0	02/04/26 08:11	
EPA 6020B	Arsenic	0.0042	mg/L	0.0020	02/13/26 20:12	
EPA 6020B	Barium	0.073	mg/L	0.0050	02/13/26 20:12	
EPA 6020B	Boron	10.2	mg/L	2.0	02/19/26 02:43	M1
EPA 6020B	Calcium	379	mg/L	20.0	02/19/26 02:43	M1
EPA 6020B	Chromium	0.00026J	mg/L	0.0050	02/13/26 20:12	
EPA 6020B	Cobalt	0.0020J	mg/L	0.0050	02/13/26 20:12	
EPA 6020B	Iron	2.0	mg/L	0.040	02/13/26 20:12	
EPA 6020B	Magnesium	96.8	mg/L	0.25	02/13/26 20:58	M1
EPA 6020B	Manganese	0.64	mg/L	0.025	02/13/26 20:58	M1
EPA 6020B	Molybdenum	0.0056J	mg/L	0.010	02/13/26 20:12	
EPA 6020B	Potassium	9.0	mg/L	0.40	02/13/26 20:12	M1
EPA 6020B	Selenium	0.0060	mg/L	0.0050	02/13/26 20:12	
EPA 6020B	Sodium	53.3	mg/L	2.0	02/13/26 20:58	M1
92842872001	**BOW-PT-02**					
EPA 6020B	Lithium	0.00769	mg/L	0.00200	02/12/26 12:37	
SM 2320B-2021	Alkalinity,Bicarbonate (CaCO3)	294	mg/L	5.0	02/12/26 00:34	
SM 2320B-2021	Alkalinity, Total as CaCO3	294	mg/L	5.0	02/12/26 00:34	
SM 2540C-2020	Total Dissolved Solids	740	mg/L	50.0	02/10/26 07:25	
EPA 300.0 Rev 2.1 1993	Chloride	55.8	mg/L	3.0	02/11/26 02:50	
EPA 300.0 Rev 2.1 1993	Fluoride	0.25	mg/L	0.10	02/10/26 21:53	
EPA 300.0 Rev 2.1 1993	Sulfate	85.5	mg/L	3.0	02/11/26 02:50	

This report shall not be reproduced, except in full,
without the written consent of Pace Analytical Services, LLC.

Pace Analytical Services, LLC
9800 Kincey Ave. Suite 100
Huntersville, NC 28078
(704)875-9092

SUMMARY OF DETECTION

Project: Bowen AP-1 CA Inj #2, month 6
Pace Project No.: 92841930

Lab Sample ID Method	Client Sample ID Parameters	Result	Units	Report Limit	Analyzed	Qualifiers
92842872001	**BOW-PT-02**					
EPA 6020B	Arsenic	0.00063J	mg/L	0.0020	02/25/26 03:53	
EPA 6020B	Barium	0.041	mg/L	0.0050	02/25/26 03:53	
EPA 6020B	Boron	5.0	mg/L	1.0	02/25/26 09:32	
EPA 6020B	Cadmium	0.00020J	mg/L	0.00050	02/25/26 03:53	
EPA 6020B	Calcium	160	mg/L	10.0	02/25/26 09:32	
EPA 6020B	Chromium	0.00087J	mg/L	0.0050	02/25/26 03:53	
EPA 6020B	Cobalt	0.00025J	mg/L	0.0050	02/25/26 03:53	
EPA 6020B	Iron	0.16	mg/L	0.040	02/25/26 03:53	
EPA 6020B	Magnesium	30.7	mg/L	1.2	02/25/26 09:32	
EPA 6020B	Manganese	0.021	mg/L	0.0050	02/25/26 03:53	B
EPA 6020B	Molybdenum	0.014	mg/L	0.010	02/25/26 03:53	
EPA 6020B	Potassium	6.6	mg/L	0.40	02/25/26 03:53	
EPA 6020B	Selenium	0.0017J	mg/L	0.0050	02/25/26 03:53	
EPA 6020B	Sodium	32.8	mg/L	10.0	02/25/26 09:32	
EPA 6020B	Thallium	0.00050J	mg/L	0.00050	02/25/26 03:53	
92842872002	**BOW-PT-05**					
EPA 6020B	Lithium	0.00597	mg/L	0.00200	02/12/26 12:40	
SM 2320B-2021	Alkalinity,Bicarbonate (CaCO3)	306	mg/L	5.0	02/12/26 07:56	
SM 2320B-2021	Alkalinity, Total as CaCO3	306	mg/L	5.0	02/12/26 07:56	M1
SM 2540C-2020	Total Dissolved Solids	892	mg/L	50.0	02/10/26 07:25	
EPA 300.0 Rev 2.1 1993	Chloride	130	mg/L	4.0	02/11/26 03:04	
EPA 300.0 Rev 2.1 1993	Fluoride	0.19	mg/L	0.10	02/10/26 22:35	
EPA 300.0 Rev 2.1 1993	Sulfate	158	mg/L	4.0	02/11/26 03:04	
EPA 6020B	Arsenic	0.00081J	mg/L	0.0020	02/25/26 04:03	
EPA 6020B	Barium	0.052	mg/L	0.0050	02/25/26 04:03	
EPA 6020B	Boron	5.1	mg/L	1.0	02/25/26 09:41	
EPA 6020B	Calcium	175	mg/L	10.0	02/25/26 09:41	
EPA 6020B	Cobalt	0.013	mg/L	0.0050	02/25/26 04:03	
EPA 6020B	Iron	0.20	mg/L	0.040	02/25/26 04:03	
EPA 6020B	Magnesium	40.0	mg/L	1.2	02/25/26 09:41	
EPA 6020B	Manganese	0.52	mg/L	0.12	02/25/26 09:41	B
EPA 6020B	Molybdenum	0.015	mg/L	0.010	02/25/26 04:03	
EPA 6020B	Potassium	6.1	mg/L	0.40	02/25/26 04:03	
EPA 6020B	Selenium	0.00094J	mg/L	0.0050	02/25/26 04:03	
EPA 6020B	Sodium	32.3	mg/L	10.0	02/25/26 09:41	
EPA 6020B	Thallium	0.00078	mg/L	0.00050	02/25/26 04:03	

This report shall not be reproduced, except in full,
without the written consent of Pace Analytical Services, LLC.

Pace Analytical Services, LLC
9800 Kincey Ave. Suite 100
Huntersville, NC 28078
(704)875-9092

ANALYTICAL RESULTS

Project: Bowen AP-1 CA Inj #2, month 6
Pace Project No.: 92841930

Sample: BOW-PT-04 **Lab ID: 92841930002** Collected: 02/02/26 16:30 Received: 02/03/26 13:45 Matrix: Water

Parameters	Results	Units	Report Limit	MDL	DF	Prepared	Analyzed	CAS No.	Qual
Metals (ICPMS) 6020B	Analytical Method: EPA 6020B Preparation Method: 3015 Pace National - Mt. Juliet								
Lithium	**0.00496**	mg/L	0.00200	0.000600	1	02/09/26 10:28	02/09/26 20:30	7439-93-2	
2320B Alkalinity	Analytical Method: SM 2320B-2021 Pace Analytical Services - Asheville								
Alkalinity,Bicarbonate (CaCO3)	**274**	mg/L	5.0	5.0	1		02/10/26 11:59		
Alkalinity,Carbonate (CaCO3)	ND	mg/L	5.0	5.0	1		02/10/26 11:59		
Alkalinity, Total as CaCO3	**274**	mg/L	5.0	5.0	1		02/10/26 11:59		
2540C Total Dissolved Solids	Analytical Method: SM 2540C-2020 Pace Analytical Services - Asheville								
Total Dissolved Solids	**820**	mg/L	50.0	50.0	1		02/06/26 16:17		
4500S2D Sulfide Water	Analytical Method: SM 4500-S2D-2021 Pace Analytical Services - Asheville								
Sulfide	ND	mg/L	0.10	0.022	1		02/10/26 21:26	18496-25-8	H1
300.0 IC Anions 28 Days	Analytical Method: EPA 300.0 Rev 2.1 1993 Pace Analytical Services - Asheville								
Chloride	**127**	mg/L	4.0	2.4	4		02/04/26 06:55	16887-00-6	M1
Fluoride	**0.13**	mg/L	0.10	0.050	1		02/04/26 02:08	16984-48-8	M1
Sulfate	**177**	mg/L	4.0	2.0	4		02/04/26 06:55	14808-79-8	M1
WC 6020B MET ICPMS	Analytical Method: EPA 6020B Preparation Method: EPA 3005A Pace Analytical Services - West Columbia								
Antimony	ND	mg/L	0.0020	0.00043	1	02/04/26 13:01	02/13/26 03:14	7440-36-0	
Arsenic	**0.0015J**	mg/L	0.0020	0.00041	1	02/04/26 13:01	02/13/26 03:14	7440-38-2	
Barium	**0.048**	mg/L	0.0050	0.00056	1	02/04/26 13:01	02/13/26 03:14	7440-39-3	
Beryllium	ND	mg/L	0.00040	0.00015	1	02/04/26 13:01	02/13/26 03:14	7440-41-7	
Boron	**6.1**	mg/L	2.0	0.37	50	02/04/26 13:01	02/13/26 18:49	7440-42-8	
Cadmium	ND	mg/L	0.00050	0.00010	1	02/04/26 13:01	02/13/26 03:14	7440-43-9	
Calcium	**183**	mg/L	4.0	1.0	10	02/04/26 13:01	02/13/26 18:39	7440-70-2	
Chromium	**0.00047J**	mg/L	0.0050	0.00024	1	02/04/26 13:01	02/13/26 03:14	7440-47-3	
Cobalt	**0.0022J**	mg/L	0.0050	0.00012	1	02/04/26 13:01	02/13/26 03:14	7440-48-4	
Iron	**0.32**	mg/L	0.040	0.016	1	02/04/26 13:01	02/13/26 03:14	7439-89-6	
Lead	ND	mg/L	0.0010	0.00027	1	02/04/26 13:01	02/13/26 03:14	7439-92-1	
Magnesium	**43.0**	mg/L	0.50	0.24	10	02/04/26 13:01	02/13/26 18:39	7439-95-4	
Manganese	**0.30**	mg/L	0.050	0.013	10	02/04/26 13:01	02/13/26 18:39	7439-96-5	
Molybdenum	**0.017**	mg/L	0.010	0.0020	1	02/04/26 13:01	02/13/26 03:14	7439-98-7	
Potassium	**9.6**	mg/L	0.40	0.13	1	02/04/26 13:01	02/13/26 03:14	7440-09-7	
Selenium	**0.0017J**	mg/L	0.0050	0.00050	1	02/04/26 13:01	02/13/26 03:14	7782-49-2	
Sodium	**69.5**	mg/L	4.0	0.83	10	02/04/26 13:01	02/13/26 18:39	7440-23-5	
Thallium	**0.00097**	mg/L	0.00050	0.00017	1	02/04/26 13:01	02/13/26 03:14	7440-28-0	

This report shall not be reproduced, except in full,
without the written consent of Pace Analytical Services, LLC.

Pace Analytical Services, LLC
9800 Kincey Ave. Suite 100
Huntersville, NC 28078
(704)875-9092

ANALYTICAL RESULTS

Project: Bowen AP-1 CA Inj #2, month 6
Pace Project No.: 92841930

Sample: BOW-PT-04 **Lab ID: 92841930002** Collected: 02/02/26 16:30 Received: 02/03/26 13:45 Matrix: Water

Parameters	Results	Units	Report Limit	MDL	DF	Prepared	Analyzed	CAS No.	Qual
WCOL 7470 Mercury	Analytical Method: EPA 7470A Preparation Method: EPA 7470A Pace Analytical Services - West Columbia								
Mercury	ND	mg/L	0.00020	0.000091	1	02/04/26 16:29	02/06/26 09:46	7439-97-6	

This report shall not be reproduced, except in full,
without the written consent of Pace Analytical Services, LLC.

Pace Analytical Services, LLC
9800 Kincey Ave. Suite 100
Huntersville, NC 28078
(704)875-9092

ANALYTICAL RESULTS

Project: Bowen AP-1 CA Inj #2, month 6
Pace Project No.: 92841930

Sample: BOW-PT-06 **Lab ID: 92841930004** Collected: 02/02/26 14:20 Received: 02/03/26 13:45 Matrix: Water

Parameters	Results	Units	Report Limit	MDL	DF	Prepared	Analyzed	CAS No.	Qual
Metals (ICPMS) 6020B	Analytical Method: EPA 6020B Preparation Method: 3015 Pace National - Mt. Juliet								
Lithium	**0.00598**	mg/L	0.00200	0.000600	1	02/09/26 10:28	02/09/26 20:33	7439-93-2	
2320B Alkalinity	Analytical Method: SM 2320B-2021 Pace Analytical Services - Asheville								
Alkalinity,Bicarbonate (CaCO3)	**169**	mg/L	5.0	5.0	1		02/10/26 12:35		
Alkalinity,Carbonate (CaCO3)	ND	mg/L	5.0	5.0	1		02/10/26 12:35		
Alkalinity, Total as CaCO3	**169**	mg/L	5.0	5.0	1		02/10/26 12:35		
2540C Total Dissolved Solids	Analytical Method: SM 2540C-2020 Pace Analytical Services - Asheville								
Total Dissolved Solids	**1660**	mg/L	250	250	1		02/06/26 16:18		
4500S2D Sulfide Water	Analytical Method: SM 4500-S2D-2021 Pace Analytical Services - Asheville								
Sulfide	ND	mg/L	0.10	0.022	1		02/10/26 21:26	18496-25-8	H1
300.0 IC Anions 28 Days	Analytical Method: EPA 300.0 Rev 2.1 1993 Pace Analytical Services - Asheville								
Chloride	**459**	mg/L	11.0	6.6	11		02/04/26 07:41	16887-00-6	
Fluoride	**0.075J**	mg/L	0.10	0.050	1		02/04/26 03:46	16984-48-8	
Sulfate	**359**	mg/L	11.0	5.5	11		02/04/26 07:41	14808-79-8	
WC 6020B MET ICPMS	Analytical Method: EPA 6020B Preparation Method: EPA 3005A Pace Analytical Services - West Columbia								
Antimony	ND	mg/L	0.0020	0.00043	1	02/04/26 13:01	02/13/26 03:23	7440-36-0	
Arsenic	**0.0047**	mg/L	0.0020	0.00041	1	02/04/26 13:01	02/13/26 03:23	7440-38-2	
Barium	**0.077**	mg/L	0.0050	0.00056	1	02/04/26 13:01	02/13/26 03:23	7440-39-3	
Beryllium	ND	mg/L	0.00040	0.00015	1	02/04/26 13:01	02/13/26 03:23	7440-41-7	
Boron	**10.3**	mg/L	4.0	0.73	100	02/04/26 13:01	02/13/26 19:07	7440-42-8	
Cadmium	ND	mg/L	0.00050	0.00010	1	02/04/26 13:01	02/13/26 03:23	7440-43-9	
Calcium	**399**	mg/L	40.0	10.0	100	02/04/26 13:01	02/13/26 19:07	7440-70-2	
Chromium	ND	mg/L	0.0050	0.00024	1	02/04/26 13:01	02/13/26 03:23	7440-47-3	
Cobalt	**0.0019J**	mg/L	0.0050	0.00012	1	02/04/26 13:01	02/13/26 03:23	7440-48-4	
Iron	**2.0**	mg/L	0.040	0.016	1	02/04/26 13:01	02/13/26 03:23	7439-89-6	
Lead	ND	mg/L	0.0010	0.00027	1	02/04/26 13:01	02/13/26 03:23	7439-92-1	
Magnesium	**109**	mg/L	0.50	0.24	10	02/04/26 13:01	02/13/26 18:58	7439-95-4	
Manganese	**0.70**	mg/L	0.050	0.013	10	02/04/26 13:01	02/13/26 18:58	7439-96-5	
Molybdenum	**0.0056J**	mg/L	0.010	0.0020	1	02/04/26 13:01	02/13/26 03:23	7439-98-7	
Potassium	**8.7**	mg/L	0.40	0.13	1	02/04/26 13:01	02/13/26 03:23	7440-09-7	
Selenium	**0.0085**	mg/L	0.0050	0.00050	1	02/04/26 13:01	02/13/26 03:23	7782-49-2	
Sodium	**57.4**	mg/L	4.0	0.83	10	02/04/26 13:01	02/13/26 18:58	7440-23-5	
Thallium	ND	mg/L	0.00050	0.00017	1	02/04/26 13:01	02/13/26 03:23	7440-28-0	

This report shall not be reproduced, except in full,
without the written consent of Pace Analytical Services, LLC.

Pace Analytical Services, LLC
9800 Kincey Ave. Suite 100
Huntersville, NC 28078
(704)875-9092

ANALYTICAL RESULTS

Project: Bowen AP-1 CA Inj #2, month 6
Pace Project No.: 92841930

Sample: BOW-PT-06 **Lab ID: 92841930004** Collected: 02/02/26 14:20 Received: 02/03/26 13:45 Matrix: Water

Parameters	Results	Units	Report Limit	MDL	DF	Prepared	Analyzed	CAS No.	Qual
WCOL 7470 Mercury	Analytical Method: EPA 7470A Preparation Method: EPA 7470A Pace Analytical Services - West Columbia								
Mercury	ND	mg/L	0.00020	0.000091	1	02/04/26 16:29	02/06/26 09:48	7439-97-6	

This report shall not be reproduced, except in full,
without the written consent of Pace Analytical Services, LLC.

Pace Analytical Services, LLC
9800 Kincey Ave. Suite 100
Huntersville, NC 28078
(704)875-9092

ANALYTICAL RESULTS

Project: Bowen AP-1 CA Inj #2, month 6
Pace Project No.: 92841930

Sample: BOW-INW-01 **Lab ID: 92841930005** Collected: 02/02/26 12:26 Received: 02/03/26 13:45 Matrix: Water

Parameters	Results	Units	Report Limit	MDL	DF	Prepared	Analyzed	CAS No.	Qual
Metals (ICPMS) 6020B	Analytical Method: EPA 6020B Preparation Method: 3015 Pace National - Mt. Juliet								
Lithium	**0.00772**	mg/L	0.00200	0.000600	1	02/09/26 10:28	02/09/26 20:36	7439-93-2	
2320B Alkalinity	Analytical Method: SM 2320B-2021 Pace Analytical Services - Asheville								
Alkalinity,Bicarbonate (CaCO3)	**304**	mg/L	5.0	5.0	1		02/10/26 12:44		
Alkalinity,Carbonate (CaCO3)	ND	mg/L	5.0	5.0	1		02/10/26 12:44		
Alkalinity, Total as CaCO3	**304**	mg/L	5.0	5.0	1		02/10/26 12:44		
2540C Total Dissolved Solids	Analytical Method: SM 2540C-2020 Pace Analytical Services - Asheville								
Total Dissolved Solids	**910**	mg/L	125	125	1		02/06/26 16:18		
4500S2D Sulfide Water	Analytical Method: SM 4500-S2D-2021 Pace Analytical Services - Asheville								
Sulfide	ND	mg/L	0.10	0.022	1		02/10/26 21:27	18496-25-8	H1
300.0 IC Anions 28 Days	Analytical Method: EPA 300.0 Rev 2.1 1993 Pace Analytical Services - Asheville								
Chloride	**120**	mg/L	4.0	2.4	4		02/04/26 07:56	16887-00-6	
Fluoride	**0.19**	mg/L	0.10	0.050	1		02/04/26 04:01	16984-48-8	
Sulfate	**187**	mg/L	4.0	2.0	4		02/04/26 07:56	14808-79-8	
WC 6020B MET ICPMS	Analytical Method: EPA 6020B Preparation Method: EPA 3005A Pace Analytical Services - West Columbia								
Antimony	ND	mg/L	0.0020	0.00043	1	02/04/26 13:01	02/13/26 03:32	7440-36-0	
Arsenic	**0.00097J**	mg/L	0.0020	0.00041	1	02/04/26 13:01	02/13/26 03:32	7440-38-2	
Barium	**0.047**	mg/L	0.0050	0.00056	1	02/04/26 13:01	02/13/26 03:32	7440-39-3	
Beryllium	ND	mg/L	0.00040	0.00015	1	02/04/26 13:01	02/13/26 03:32	7440-41-7	
Boron	**5.9**	mg/L	1.0	0.18	25	02/04/26 13:01	02/13/26 19:25	7440-42-8	
Cadmium	**0.00010J**	mg/L	0.00050	0.00010	1	02/04/26 13:01	02/13/26 03:32	7440-43-9	
Calcium	**179**	mg/L	10.0	2.5	25	02/04/26 13:01	02/13/26 19:25	7440-70-2	
Chromium	ND	mg/L	0.0050	0.00024	1	02/04/26 13:01	02/13/26 03:32	7440-47-3	
Cobalt	**0.00053J**	mg/L	0.0050	0.00012	1	02/04/26 13:01	02/13/26 03:32	7440-48-4	
Iron	**0.21**	mg/L	0.040	0.016	1	02/04/26 13:01	02/13/26 03:32	7439-89-6	
Lead	ND	mg/L	0.0010	0.00027	1	02/04/26 13:01	02/13/26 03:32	7439-92-1	
Magnesium	**43.0**	mg/L	0.25	0.12	5	02/04/26 13:01	02/13/26 19:16	7439-95-4	
Manganese	**0.071**	mg/L	0.025	0.0063	5	02/04/26 13:01	02/13/26 19:16	7439-96-5	
Molybdenum	**0.022**	mg/L	0.010	0.0020	1	02/04/26 13:01	02/13/26 03:32	7439-98-7	
Potassium	**9.2**	mg/L	0.40	0.13	1	02/04/26 13:01	02/13/26 03:32	7440-09-7	
Selenium	**0.0021J**	mg/L	0.0050	0.00050	1	02/04/26 13:01	02/13/26 03:32	7782-49-2	
Sodium	**97.2**	mg/L	2.0	0.42	5	02/04/26 13:01	02/13/26 19:16	7440-23-5	
Thallium	**0.00039J**	mg/L	0.00050	0.00017	1	02/04/26 13:01	02/13/26 03:32	7440-28-0	

This report shall not be reproduced, except in full,
without the written consent of Pace Analytical Services, LLC.

Pace Analytical Services, LLC
9800 Kincey Ave. Suite 100
Huntersville, NC 28078
(704)875-9092

ANALYTICAL RESULTS

Project: Bowen AP-1 CA Inj #2, month 6
Pace Project No.: 92841930

Sample: BOW-INW-01 **Lab ID: 92841930005** Collected: 02/02/26 12:26 Received: 02/03/26 13:45 Matrix: Water

Parameters	Results	Units	Report Limit	MDL	DF	Prepared	Analyzed	CAS No.	Qual
WCOL 7470 Mercury	Analytical Method: EPA 7470A Preparation Method: EPA 7470A Pace Analytical Services - West Columbia								
Mercury	ND	mg/L	0.00020	0.000091	1	02/04/26 16:29	02/06/26 09:51	7439-97-6	

This report shall not be reproduced, except in full,
without the written consent of Pace Analytical Services, LLC.

Pace Analytical Services, LLC
9800 Kincey Ave. Suite 100
Huntersville, NC 28078
(704)875-9092

ANALYTICAL RESULTS

Project: Bowen AP-1 CA Inj #2, month 6
Pace Project No.: 92841930

Sample: BOW-AP1-FD-01 **Lab ID: 92841930006** Collected: 02/02/26 00:00 Received: 02/03/26 13:45 Matrix: Water

Parameters	Results	Units	Report Limit	MDL	DF	Prepared	Analyzed	CAS No.	Qual
Metals (ICPMS) 6020B	Analytical Method: EPA 6020B Preparation Method: 3015 Pace National - Mt. Juliet								
Lithium	**0.00587**	mg/L	0.00200	0.000600	1	02/09/26 10:28	02/09/26 20:39	7439-93-2	
2320B Alkalinity	Analytical Method: SM 2320B-2021 Pace Analytical Services - Asheville								
Alkalinity,Bicarbonate (CaCO3)	**167**	mg/L	5.0	5.0	1		02/10/26 12:53		
Alkalinity,Carbonate (CaCO3)	ND	mg/L	5.0	5.0	1		02/10/26 12:53		
Alkalinity, Total as CaCO3	**167**	mg/L	5.0	5.0	1		02/10/26 12:53		
2540C Total Dissolved Solids	Analytical Method: SM 2540C-2020 Pace Analytical Services - Asheville								
Total Dissolved Solids	**1610**	mg/L	250	250	1		02/06/26 16:18		
4500S2D Sulfide Water	Analytical Method: SM 4500-S2D-2021 Pace Analytical Services - Asheville								
Sulfide	ND	mg/L	0.10	0.022	1		02/10/26 21:27	18496-25-8	H1
300.0 IC Anions 28 Days	Analytical Method: EPA 300.0 Rev 2.1 1993 Pace Analytical Services - Asheville								
Chloride	**455**	mg/L	11.0	6.6	11		02/04/26 08:11	16887-00-6	
Fluoride	**0.075J**	mg/L	0.10	0.050	1		02/04/26 04:17	16984-48-8	
Sulfate	**356**	mg/L	11.0	5.5	11		02/04/26 08:11	14808-79-8	
WC 6020B MET ICPMS	Analytical Method: EPA 6020B Preparation Method: EPA 3005A Pace Analytical Services - West Columbia								
Antimony	ND	mg/L	0.0020	0.00043	1	02/05/26 13:14	02/13/26 20:12	7440-36-0	
Arsenic	**0.0042**	mg/L	0.0020	0.00041	1	02/05/26 13:14	02/13/26 20:12	7440-38-2	
Barium	**0.073**	mg/L	0.0050	0.00056	1	02/05/26 13:14	02/13/26 20:12	7440-39-3	
Beryllium	ND	mg/L	0.00040	0.00015	1	02/05/26 13:14	02/13/26 20:12	7440-41-7	
Boron	**10.2**	mg/L	2.0	0.37	50	02/05/26 13:14	02/19/26 02:43	7440-42-8	M1
Cadmium	ND	mg/L	0.00050	0.00010	1	02/05/26 13:14	02/13/26 20:12	7440-43-9	
Calcium	**379**	mg/L	20.0	5.0	50	02/05/26 13:14	02/19/26 02:43	7440-70-2	M1
Chromium	**0.00026J**	mg/L	0.0050	0.00024	1	02/05/26 13:14	02/13/26 20:12	7440-47-3	
Cobalt	**0.0020J**	mg/L	0.0050	0.00012	1	02/05/26 13:14	02/13/26 20:12	7440-48-4	
Iron	**2.0**	mg/L	0.040	0.016	1	02/05/26 13:14	02/13/26 20:12	7439-89-6	
Lead	ND	mg/L	0.0010	0.00027	1	02/05/26 13:14	02/13/26 20:12	7439-92-1	
Magnesium	**96.8**	mg/L	0.25	0.12	5	02/05/26 13:14	02/13/26 20:58	7439-95-4	M1
Manganese	**0.64**	mg/L	0.025	0.0063	5	02/05/26 13:14	02/13/26 20:58	7439-96-5	M1
Molybdenum	**0.0056J**	mg/L	0.010	0.0020	1	02/05/26 13:14	02/13/26 20:12	7439-98-7	
Potassium	**9.0**	mg/L	0.40	0.13	1	02/05/26 13:14	02/13/26 20:12	7440-09-7	M1
Selenium	**0.0060**	mg/L	0.0050	0.00050	1	02/05/26 13:14	02/13/26 20:12	7782-49-2	
Sodium	**53.3**	mg/L	2.0	0.42	5	02/05/26 13:14	02/13/26 20:58	7440-23-5	M1
Thallium	ND	mg/L	0.00050	0.00017	1	02/05/26 13:14	02/13/26 20:12	7440-28-0	

This report shall not be reproduced, except in full,
without the written consent of Pace Analytical Services, LLC.

Pace Analytical Services, LLC
9800 Kincey Ave. Suite 100
Huntersville, NC 28078
(704)875-9092

ANALYTICAL RESULTS

Project: Bowen AP-1 CA Inj #2, month 6
Pace Project No.: 92841930

Sample: BOW-AP1-FD-01 **Lab ID: 92841930006** Collected: 02/02/26 00:00 Received: 02/03/26 13:45 Matrix: Water

Parameters	Results	Units	Report Limit	MDL	DF	Prepared	Analyzed	CAS No.	Qual
WCOL 7470 Mercury	Analytical Method: EPA 7470A Preparation Method: EPA 7470A Pace Analytical Services - West Columbia								
Mercury	ND	mg/L	0.00020	0.000091	1	02/04/26 18:42	02/06/26 10:24	7439-97-6	M1,R1

This report shall not be reproduced, except in full,
without the written consent of Pace Analytical Services, LLC.

Pace Analytical Services, LLC
9800 Kincey Ave. Suite 100
Huntersville, NC 28078
(704)875-9092

ANALYTICAL RESULTS

Project: Bowen AP-1 CA Inj #2, month 6
Pace Project No.: 92841930

Sample: BOW-AP1-FB-01 **Lab ID: 92841930007** Collected: 02/02/26 15:50 Received: 02/03/26 13:45 Matrix: Water

Parameters	Results	Units	Report Limit	MDL	DF	Prepared	Analyzed	CAS No.	Qual
Metals (ICPMS) 6020B	Analytical Method: EPA 6020B Preparation Method: 3015 Pace National - Mt. Juliet								
Lithium	ND	mg/L	0.00200	0.000600	1	02/09/26 10:28	02/09/26 20:42	7439-93-2	
2320B Alkalinity	Analytical Method: SM 2320B-2021 Pace Analytical Services - Asheville								
Alkalinity,Bicarbonate (CaCO3)	ND	mg/L	5.0	5.0	1		02/10/26 13:03		
Alkalinity,Carbonate (CaCO3)	ND	mg/L	5.0	5.0	1		02/10/26 13:03		
Alkalinity, Total as CaCO3	ND	mg/L	5.0	5.0	1		02/10/26 13:03		
2540C Total Dissolved Solids	Analytical Method: SM 2540C-2020 Pace Analytical Services - Asheville								
Total Dissolved Solids	ND	mg/L	25.0	25.0	1		02/06/26 16:18		
4500S2D Sulfide Water	Analytical Method: SM 4500-S2D-2021 Pace Analytical Services - Asheville								
Sulfide	ND	mg/L	0.10	0.022	1		02/10/26 21:28	18496-25-8	H1
300.0 IC Anions 28 Days	Analytical Method: EPA 300.0 Rev 2.1 1993 Pace Analytical Services - Asheville								
Chloride	ND	mg/L	1.0	0.60	1		02/04/26 01:22	16887-00-6	
Fluoride	ND	mg/L	0.10	0.050	1		02/04/26 01:22	16984-48-8	
Sulfate	ND	mg/L	1.0	0.50	1		02/04/26 01:22	14808-79-8	
WC 6020B MET ICPMS	Analytical Method: EPA 6020B Preparation Method: EPA 3005A Pace Analytical Services - West Columbia								
Antimony	ND	mg/L	0.0020	0.00043	1	02/05/26 13:14	02/13/26 22:21	7440-36-0	
Arsenic	ND	mg/L	0.0020	0.00041	1	02/05/26 13:14	02/13/26 22:21	7440-38-2	
Barium	ND	mg/L	0.0050	0.00056	1	02/05/26 13:14	02/13/26 22:21	7440-39-3	
Beryllium	ND	mg/L	0.00040	0.00015	1	02/05/26 13:14	02/13/26 22:21	7440-41-7	
Boron	ND	mg/L	0.040	0.0073	1	02/05/26 13:14	02/13/26 22:21	7440-42-8	
Cadmium	ND	mg/L	0.00050	0.00010	1	02/05/26 13:14	02/13/26 22:21	7440-43-9	
Calcium	ND	mg/L	0.40	0.10	1	02/05/26 13:14	02/13/26 22:21	7440-70-2	
Chromium	ND	mg/L	0.0050	0.00024	1	02/05/26 13:14	02/13/26 22:21	7440-47-3	
Cobalt	ND	mg/L	0.0050	0.00012	1	02/05/26 13:14	02/13/26 22:21	7440-48-4	
Iron	ND	mg/L	0.040	0.016	1	02/05/26 13:14	02/13/26 22:21	7439-89-6	
Lead	ND	mg/L	0.0010	0.00027	1	02/05/26 13:14	02/13/26 22:21	7439-92-1	
Magnesium	ND	mg/L	0.050	0.024	1	02/05/26 13:14	02/13/26 22:21	7439-95-4	
Manganese	ND	mg/L	0.0050	0.0013	1	02/05/26 13:14	02/13/26 22:21	7439-96-5	
Molybdenum	ND	mg/L	0.010	0.0020	1	02/05/26 13:14	02/13/26 22:21	7439-98-7	
Potassium	ND	mg/L	0.40	0.13	1	02/05/26 13:14	02/13/26 22:21	7440-09-7	
Selenium	ND	mg/L	0.0050	0.00050	1	02/05/26 13:14	02/13/26 22:21	7782-49-2	
Sodium	ND	mg/L	0.40	0.083	1	02/05/26 13:14	02/13/26 22:21	7440-23-5	
Thallium	ND	mg/L	0.00050	0.00017	1	02/05/26 13:14	02/13/26 22:21	7440-28-0	

This report shall not be reproduced, except in full,
without the written consent of Pace Analytical Services, LLC.

Pace Analytical Services, LLC
9800 Kincey Ave. Suite 100
Huntersville, NC 28078
(704)875-9092

ANALYTICAL RESULTS

Project: Bowen AP-1 CA Inj #2, month 6
Pace Project No.: 92841930

Sample: BOW-AP1-FB-01 **Lab ID: 92841930007** Collected: 02/02/26 15:50 Received: 02/03/26 13:45 Matrix: Water

Parameters	Results	Units	Report Limit	MDL	DF	Prepared	Analyzed	CAS No.	Qual
WCOL 7470 Mercury	Analytical Method: EPA 7470A Preparation Method: EPA 7470A Pace Analytical Services - West Columbia								
Mercury	ND	mg/L	0.00020	0.000091	1	02/04/26 18:42	02/06/26 10:37	7439-97-6	

This report shall not be reproduced, except in full,
without the written consent of Pace Analytical Services, LLC.

Pace Analytical Services, LLC
9800 Kincey Ave. Suite 100
Huntersville, NC 28078
(704)875-9092

ANALYTICAL RESULTS

Project: Bowen AP-1 CA Inj #2, month 6
Pace Project No.: 92841930

Sample: BOW-AP1-EB-01 **Lab ID: 92841930008** Collected: 02/02/26 16:00 Received: 02/03/26 13:45 Matrix: Water

Parameters	Results	Units	Report Limit	MDL	DF	Prepared	Analyzed	CAS No.	Qual
Metals (ICPMS) 6020B	Analytical Method: EPA 6020B Preparation Method: 3015 Pace National - Mt. Juliet								
Lithium	ND	mg/L	0.00200	0.000600	1	02/09/26 10:28	02/09/26 20:45	7439-93-2	
2320B Alkalinity	Analytical Method: SM 2320B-2021 Pace Analytical Services - Asheville								
Alkalinity,Bicarbonate (CaCO3)	ND	mg/L	5.0	5.0	1		02/10/26 13:07		
Alkalinity,Carbonate (CaCO3)	ND	mg/L	5.0	5.0	1		02/10/26 13:07		
Alkalinity, Total as CaCO3	ND	mg/L	5.0	5.0	1		02/10/26 13:07		
2540C Total Dissolved Solids	Analytical Method: SM 2540C-2020 Pace Analytical Services - Asheville								
Total Dissolved Solids	ND	mg/L	25.0	25.0	1		02/06/26 16:18		
4500S2D Sulfide Water	Analytical Method: SM 4500-S2D-2021 Pace Analytical Services - Asheville								
Sulfide	ND	mg/L	0.10	0.022	1		02/10/26 21:40	18496-25-8	H1
300.0 IC Anions 28 Days	Analytical Method: EPA 300.0 Rev 2.1 1993 Pace Analytical Services - Asheville								
Chloride	ND	mg/L	1.0	0.60	1		02/04/26 04:32	16887-00-6	
Fluoride	ND	mg/L	0.10	0.050	1		02/04/26 04:32	16984-48-8	
Sulfate	ND	mg/L	1.0	0.50	1		02/04/26 04:32	14808-79-8	
WC 6020B MET ICPMS	Analytical Method: EPA 6020B Preparation Method: EPA 3005A Pace Analytical Services - West Columbia								
Antimony	ND	mg/L	0.0020	0.00043	1	02/05/26 13:14	02/13/26 22:30	7440-36-0	
Arsenic	ND	mg/L	0.0020	0.00041	1	02/05/26 13:14	02/13/26 22:30	7440-38-2	
Barium	ND	mg/L	0.0050	0.00056	1	02/05/26 13:14	02/13/26 22:30	7440-39-3	
Beryllium	ND	mg/L	0.00040	0.00015	1	02/05/26 13:14	02/13/26 22:30	7440-41-7	
Boron	ND	mg/L	0.040	0.0073	1	02/05/26 13:14	02/13/26 22:30	7440-42-8	
Cadmium	ND	mg/L	0.00050	0.00010	1	02/05/26 13:14	02/13/26 22:30	7440-43-9	
Calcium	ND	mg/L	0.40	0.10	1	02/05/26 13:14	02/13/26 22:30	7440-70-2	
Chromium	ND	mg/L	0.0050	0.00024	1	02/05/26 13:14	02/13/26 22:30	7440-47-3	
Cobalt	ND	mg/L	0.0050	0.00012	1	02/05/26 13:14	02/13/26 22:30	7440-48-4	
Iron	ND	mg/L	0.040	0.016	1	02/05/26 13:14	02/13/26 22:30	7439-89-6	
Lead	ND	mg/L	0.0010	0.00027	1	02/05/26 13:14	02/13/26 22:30	7439-92-1	
Magnesium	ND	mg/L	0.050	0.024	1	02/05/26 13:14	02/13/26 22:30	7439-95-4	
Manganese	ND	mg/L	0.0050	0.0013	1	02/05/26 13:14	02/13/26 22:30	7439-96-5	
Molybdenum	ND	mg/L	0.010	0.0020	1	02/05/26 13:14	02/13/26 22:30	7439-98-7	
Potassium	ND	mg/L	0.40	0.13	1	02/05/26 13:14	02/13/26 22:30	7440-09-7	
Selenium	ND	mg/L	0.0050	0.00050	1	02/05/26 13:14	02/13/26 22:30	7782-49-2	
Sodium	ND	mg/L	0.40	0.083	1	02/05/26 13:14	02/13/26 22:30	7440-23-5	
Thallium	ND	mg/L	0.00050	0.00017	1	02/05/26 13:14	02/13/26 22:30	7440-28-0	

This report shall not be reproduced, except in full,
without the written consent of Pace Analytical Services, LLC.

Pace Analytical Services, LLC
9800 Kincey Ave. Suite 100
Huntersville, NC 28078
(704)875-9092

ANALYTICAL RESULTS

Project: Bowen AP-1 CA Inj #2, month 6
Pace Project No.: 92841930

Sample: BOW-AP1-EB-01 **Lab ID: 92841930008** Collected: 02/02/26 16:00 Received: 02/03/26 13:45 Matrix: Water

Parameters	Results	Units	Report Limit	MDL	DF	Prepared	Analyzed	CAS No.	Qual
WCOL 7470 Mercury	Analytical Method: EPA 7470A Preparation Method: EPA 7470A Pace Analytical Services - West Columbia								
Mercury	ND	mg/L	0.00020	0.000091	1	02/04/26 18:42	02/06/26 10:39	7439-97-6	

This report shall not be reproduced, except in full,
without the written consent of Pace Analytical Services, LLC.

Pace Analytical Services, LLC
9800 Kincey Ave. Suite 100
Huntersville, NC 28078
(704)875-9092

ANALYTICAL RESULTS

Project: Bowen AP-1 CA Inj #2, month 6
Pace Project No.: 92841930

Sample: BOW-PT-02 **Lab ID: 92842872001** Collected: 02/03/26 12:44 Received: 02/06/26 17:20 Matrix: Water

Parameters	Results	Units	Report Limit	MDL	DF	Prepared	Analyzed	CAS No.	Qual
Metals (ICPMS) 6020B	Analytical Method: EPA 6020B Preparation Method: 3015 Pace National - Mt. Juliet								
Lithium	**0.00769**	mg/L	0.00200	0.000600	1	02/12/26 08:16	02/12/26 12:37	7439-93-2	
2320B Alkalinity	Analytical Method: SM 2320B-2021 Pace Analytical Services - Asheville								
Alkalinity,Bicarbonate (CaCO3)	**294**	mg/L	5.0	5.0	1		02/12/26 00:34		
Alkalinity,Carbonate (CaCO3)	ND	mg/L	5.0	5.0	1		02/12/26 00:34		
Alkalinity, Total as CaCO3	**294**	mg/L	5.0	5.0	1		02/12/26 00:34		
2540C Total Dissolved Solids	Analytical Method: SM 2540C-2020 Pace Analytical Services - Asheville								
Total Dissolved Solids	**740**	mg/L	50.0	50.0	1		02/10/26 07:25		
4500S2D Sulfide Water	Analytical Method: SM 4500-S2D-2021 Pace Analytical Services - Asheville								
Sulfide	ND	mg/L	0.10	0.022	1		02/10/26 21:51	18496-25-8	
300.0 IC Anions 28 Days	Analytical Method: EPA 300.0 Rev 2.1 1993 Pace Analytical Services - Asheville								
Chloride	**55.8**	mg/L	3.0	1.8	3		02/11/26 02:50	16887-00-6	
Fluoride	**0.25**	mg/L	0.10	0.050	1		02/10/26 21:53	16984-48-8	
Sulfate	**85.5**	mg/L	3.0	1.5	3		02/11/26 02:50	14808-79-8	
WC 6020B MET ICPMS	Analytical Method: EPA 6020B Preparation Method: EPA 3005A Pace Analytical Services - West Columbia								
Antimony	ND	mg/L	0.0020	0.00043	1	02/10/26 14:25	02/25/26 03:53	7440-36-0	
Arsenic	**0.00063J**	mg/L	0.0020	0.00041	1	02/10/26 14:25	02/25/26 03:53	7440-38-2	
Barium	**0.041**	mg/L	0.0050	0.00056	1	02/10/26 14:25	02/25/26 03:53	7440-39-3	
Beryllium	ND	mg/L	0.00040	0.00015	1	02/10/26 14:25	02/25/26 03:53	7440-41-7	
Boron	**5.0**	mg/L	1.0	0.18	25	02/10/26 14:25	02/25/26 09:32	7440-42-8	
Cadmium	**0.00020J**	mg/L	0.00050	0.00010	1	02/10/26 14:25	02/25/26 03:53	7440-43-9	
Calcium	**160**	mg/L	10.0	2.5	25	02/10/26 14:25	02/25/26 09:32	7440-70-2	
Chromium	**0.00087J**	mg/L	0.0050	0.00024	1	02/10/26 14:25	02/25/26 03:53	7440-47-3	
Cobalt	**0.00025J**	mg/L	0.0050	0.00012	1	02/10/26 14:25	02/25/26 03:53	7440-48-4	
Iron	**0.16**	mg/L	0.040	0.016	1	02/10/26 14:25	02/25/26 03:53	7439-89-6	
Lead	ND	mg/L	0.0010	0.00027	1	02/10/26 14:25	02/25/26 03:53	7439-92-1	
Magnesium	**30.7**	mg/L	1.2	0.61	25	02/10/26 14:25	02/25/26 09:32	7439-95-4	
Manganese	**0.021**	mg/L	0.0050	0.0013	1	02/10/26 14:25	02/25/26 03:53	7439-96-5	B
Molybdenum	**0.014**	mg/L	0.010	0.0020	1	02/10/26 14:25	02/25/26 03:53	7439-98-7	
Potassium	**6.6**	mg/L	0.40	0.13	1	02/10/26 14:25	02/25/26 03:53	7440-09-7	
Selenium	**0.0017J**	mg/L	0.0050	0.00050	1	02/10/26 14:25	02/25/26 03:53	7782-49-2	
Sodium	**32.8**	mg/L	10.0	2.1	25	02/10/26 14:25	02/25/26 09:32	7440-23-5	
Thallium	**0.00050J**	mg/L	0.00050	0.00017	1	02/10/26 14:25	02/25/26 03:53	7440-28-0	

This report shall not be reproduced, except in full,
without the written consent of Pace Analytical Services, LLC.

Pace Analytical Services, LLC
9800 Kincey Ave. Suite 100
Huntersville, NC 28078
(704)875-9092

ANALYTICAL RESULTS

Project: Bowen AP-1 CA Inj #2, month 6
Pace Project No.: 92841930

Sample: BOW-PT-02 **Lab ID: 92842872001** Collected: 02/03/26 12:44 Received: 02/06/26 17:20 Matrix: Water

Parameters	Results	Units	Report Limit	MDL	DF	Prepared	Analyzed	CAS No.	Qual
WCOL 7470 Mercury	Analytical Method: EPA 7470A Preparation Method: EPA 7470A Pace Analytical Services - West Columbia								
Mercury	ND	mg/L	0.00020	0.000091	1	02/10/26 18:30	02/18/26 20:33	7439-97-6	

This report shall not be reproduced, except in full,
without the written consent of Pace Analytical Services, LLC.

Pace Analytical Services, LLC
9800 Kincey Ave. Suite 100
Huntersville, NC 28078
(704)875-9092

ANALYTICAL RESULTS

Project: Bowen AP-1 CA Inj #2, month 6
Pace Project No.: 92841930

Sample: BOW-PT-05 **Lab ID: 92842872002** Collected: 02/03/26 11:21 Received: 02/06/26 17:20 Matrix: Water

Parameters	Results	Units	Report Limit	MDL	DF	Prepared	Analyzed	CAS No.	Qual
Metals (ICPMS) 6020B	Analytical Method: EPA 6020B Preparation Method: 3015 Pace National - Mt. Juliet								
Lithium	**0.00597**	mg/L	0.00200	0.000600	1	02/12/26 08:16	02/12/26 12:40	7439-93-2	
2320B Alkalinity	Analytical Method: SM 2320B-2021 Pace Analytical Services - Asheville								
Alkalinity,Bicarbonate (CaCO3)	**306**	mg/L	5.0	5.0	1		02/12/26 07:56		
Alkalinity,Carbonate (CaCO3)	ND	mg/L	5.0	5.0	1		02/12/26 07:56		
Alkalinity, Total as CaCO3	**306**	mg/L	5.0	5.0	1		02/12/26 07:56		M1
2540C Total Dissolved Solids	Analytical Method: SM 2540C-2020 Pace Analytical Services - Asheville								
Total Dissolved Solids	**892**	mg/L	50.0	50.0	1		02/10/26 07:25		
4500S2D Sulfide Water	Analytical Method: SM 4500-S2D-2021 Pace Analytical Services - Asheville								
Sulfide	ND	mg/L	0.10	0.022	1		02/10/26 21:51	18496-25-8	
300.0 IC Anions 28 Days	Analytical Method: EPA 300.0 Rev 2.1 1993 Pace Analytical Services - Asheville								
Chloride	**130**	mg/L	4.0	2.4	4		02/11/26 03:04	16887-00-6	
Fluoride	**0.19**	mg/L	0.10	0.050	1		02/10/26 22:35	16984-48-8	
Sulfate	**158**	mg/L	4.0	2.0	4		02/11/26 03:04	14808-79-8	
WC 6020B MET ICPMS	Analytical Method: EPA 6020B Preparation Method: EPA 3005A Pace Analytical Services - West Columbia								
Antimony	ND	mg/L	0.0020	0.00043	1	02/10/26 14:25	02/25/26 04:03	7440-36-0	
Arsenic	**0.00081J**	mg/L	0.0020	0.00041	1	02/10/26 14:25	02/25/26 04:03	7440-38-2	
Barium	**0.052**	mg/L	0.0050	0.00056	1	02/10/26 14:25	02/25/26 04:03	7440-39-3	
Beryllium	ND	mg/L	0.00040	0.00015	1	02/10/26 14:25	02/25/26 04:03	7440-41-7	
Boron	**5.1**	mg/L	1.0	0.18	25	02/10/26 14:25	02/25/26 09:41	7440-42-8	
Cadmium	ND	mg/L	0.00050	0.00010	1	02/10/26 14:25	02/25/26 04:03	7440-43-9	
Calcium	**175**	mg/L	10.0	2.5	25	02/10/26 14:25	02/25/26 09:41	7440-70-2	
Chromium	ND	mg/L	0.0050	0.00024	1	02/10/26 14:25	02/25/26 04:03	7440-47-3	
Cobalt	**0.013**	mg/L	0.0050	0.00012	1	02/10/26 14:25	02/25/26 04:03	7440-48-4	
Iron	**0.20**	mg/L	0.040	0.016	1	02/10/26 14:25	02/25/26 04:03	7439-89-6	
Lead	ND	mg/L	0.0010	0.00027	1	02/10/26 14:25	02/25/26 04:03	7439-92-1	
Magnesium	**40.0**	mg/L	1.2	0.61	25	02/10/26 14:25	02/25/26 09:41	7439-95-4	
Manganese	**0.52**	mg/L	0.12	0.032	25	02/10/26 14:25	02/25/26 09:41	7439-96-5	B
Molybdenum	**0.015**	mg/L	0.010	0.0020	1	02/10/26 14:25	02/25/26 04:03	7439-98-7	
Potassium	**6.1**	mg/L	0.40	0.13	1	02/10/26 14:25	02/25/26 04:03	7440-09-7	
Selenium	**0.00094J**	mg/L	0.0050	0.00050	1	02/10/26 14:25	02/25/26 04:03	7782-49-2	
Sodium	**32.3**	mg/L	10.0	2.1	25	02/10/26 14:25	02/25/26 09:41	7440-23-5	
Thallium	**0.00078**	mg/L	0.00050	0.00017	1	02/10/26 14:25	02/25/26 04:03	7440-28-0	

This report shall not be reproduced, except in full,
without the written consent of Pace Analytical Services, LLC.

Pace Analytical Services, LLC
9800 Kincey Ave. Suite 100
Huntersville, NC 28078
(704)875-9092

ANALYTICAL RESULTS

Project: Bowen AP-1 CA Inj #2, month 6
Pace Project No.: 92841930

Sample: BOW-PT-05 **Lab ID: 92842872002** Collected: 02/03/26 11:21 Received: 02/06/26 17:20 Matrix: Water

Parameters	Results	Units	Report Limit	MDL	DF	Prepared	Analyzed	CAS No.	Qual
WCOL 7470 Mercury	Analytical Method: EPA 7470A Preparation Method: EPA 7470A Pace Analytical Services - West Columbia								
Mercury	ND	mg/L	0.00020	0.000091	1	02/10/26 18:30	02/18/26 20:35	7439-97-6	

This report shall not be reproduced, except in full,
without the written consent of Pace Analytical Services, LLC.

Pace Analytical Services, LLC
9800 Kincey Ave. Suite 100
Huntersville, NC 28078
(704)875-9092

QUALITY CONTROL DATA

Project: Bowen AP-1 CA Inj #2, month 6
Pace Project No.: 92841930

QC Batch: 2688380
QC Batch Method: 3015
Analysis Method: EPA 6020B
Analysis Description: Metals (ICPMS) 6020B
Laboratory: Pace National - Mt. Juliet
Associated Lab Samples: 92841930002, 92841930004, 92841930005, 92841930006, 92841930007, 92841930008

METHOD BLANK: R4333862-1 Matrix: Water
Associated Lab Samples: 92841930002, 92841930004, 92841930005, 92841930006, 92841930007, 92841930008

Parameter	Units	Blank Result	Reporting Limit	MDL	Analyzed	Qualifiers
Lithium	mg/L	ND	0.00200	0.000600	02/09/26 19:38	

LABORATORY CONTROL SAMPLE: R4333862-2

Parameter	Units	Spike Conc.	LCS Result	LCS % Rec	% Rec Limits	Qualifiers
Lithium	mg/L	0.0500	0.0495	98.9	80.0-120	

MATRIX SPIKE & MATRIX SPIKE DUPLICATE: R4333862-4 R4333862-5

Parameter	Units	L1941504-01 Result	MS Spike Conc.	MSD Spike Conc.	MS Result	MSD Result	MS % Rec	MSD % Rec	% Rec Limits	RPD	Max RPD	Qual
Lithium	mg/L	0.00143	0.0500	0.0500	0.0490	0.0506	95.2	98.4	75.0-125	3.20	20	

Results presented on this page are in the units indicated by the "Units" column except where an alternate unit is presented to the right of the result.

This report shall not be reproduced, except in full,
without the written consent of Pace Analytical Services, LLC.

Pace Analytical Services, LLC
9800 Kincey Ave. Suite 100
Huntersville, NC 28078
(704)875-9092

QUALITY CONTROL DATA

Project: Bowen AP-1 CA Inj #2, month 6
Pace Project No.: 92841930

QC Batch: 2692192
QC Batch Method: 3015
Analysis Method: EPA 6020B
Analysis Description: Metals (ICPMS) 6020B
Laboratory: Pace National - Mt. Juliet
Associated Lab Samples: 92842872001, 92842872002

METHOD BLANK: R4335358-1 Matrix: Water
Associated Lab Samples: 92842872001, 92842872002

Parameter	Units	Blank Result	Reporting Limit	MDL	Analyzed	Qualifiers
Lithium	mg/L	ND	0.00200	0.000600	02/12/26 10:41	

LABORATORY CONTROL SAMPLE: R4335358-2

Parameter	Units	Spike Conc.	LCS Result	LCS % Rec	% Rec Limits	Qualifiers
Lithium	mg/L	0.0500	0.0490	98.1	80.0-120	

MATRIX SPIKE & MATRIX SPIKE DUPLICATE: R4335358-4 R4335358-5

Parameter	Units	L1943264-01 Result	MS Spike Conc.	MSD Spike Conc.	MS Result	MSD Result	MS % Rec	MSD % Rec	% Rec Limits	RPD	Max RPD	Qual
Lithium	mg/L	0.00341	0.0500	0.0500	0.0543	0.0536	102	100	75.0-125	1.37	20	

Results presented on this page are in the units indicated by the "Units" column except where an alternate unit is presented to the right of the result.

This report shall not be reproduced, except in full,
without the written consent of Pace Analytical Services, LLC.

Pace Analytical Services, LLC
9800 Kincey Ave. Suite 100
Huntersville, NC 28078
(704)875-9092

QUALITY CONTROL DATA

Project: Bowen AP-1 CA Inj #2, month 6
Pace Project No.: 92841930

QC Batch: 989391 | Analysis Method: SM 2320B-2021
QC Batch Method: SM 2320B-2021 | Analysis Description: 2320B Alkalinity
Laboratory: Pace Analytical Services - Asheville
Associated Lab Samples: 92841930002, 92841930004, 92841930005, 92841930006, 92841930007, 92841930008

METHOD BLANK: 5084964 Matrix: Water
Associated Lab Samples: 92841930002, 92841930004, 92841930005, 92841930006, 92841930007, 92841930008

Parameter	Units	Blank Result	Reporting Limit	MDL	Analyzed	Qualifiers
Alkalinity, Total as CaCO3	mg/L	ND	5.0	5.0	02/10/26 10:54	
Alkalinity,Bicarbonate (CaCO3)	mg/L	ND	5.0	5.0	02/10/26 10:54	
Alkalinity,Carbonate (CaCO3)	mg/L	ND	5.0	5.0	02/10/26 10:54	

LABORATORY CONTROL SAMPLE: 5084965

Parameter	Units	Spike Conc.	LCS Result	LCS % Rec	% Rec Limits	Qualifiers
Alkalinity, Total as CaCO3	mg/L	50	50.9	102	80-120	

LABORATORY CONTROL SAMPLE: 5084966

Parameter	Units	Spike Conc.	LCS Result	LCS % Rec	% Rec Limits	Qualifiers
Alkalinity, Total as CaCO3	mg/L	50	50.1	100	80-120	

MATRIX SPIKE & MATRIX SPIKE DUPLICATE: 5084969 5084970

Parameter	Units	92841736007 Result	MS Spike Conc.	MSD Spike Conc.	MS Result	MSD Result	MS % Rec	MSD % Rec	% Rec Limits	RPD	Max RPD	Qual
Alkalinity, Total as CaCO3	mg/L	110	50	50	155	156	90	91	80-120	0	25	

MATRIX SPIKE & MATRIX SPIKE DUPLICATE: 5086650 5086651

Parameter	Units	92841930002 Result	MS Spike Conc.	MSD Spike Conc.	MS Result	MSD Result	MS % Rec	MSD % Rec	% Rec Limits	RPD	Max RPD	Qual
Alkalinity, Total as CaCO3	mg/L	274	50	50	326	325	105	102	80-120	0	25	

Results presented on this page are in the units indicated by the "Units" column except where an alternate unit is presented to the right of the result.

REPORT OF LABORATORY ANALYSIS

This report shall not be reproduced, except in full,
without the written consent of Pace Analytical Services, LLC.

Pace Analytical Services, LLC
9800 Kincey Ave. Suite 100
Huntersville, NC 28078
(704)875-9092

QUALITY CONTROL DATA

Project: Bowen AP-1 CA Inj #2, month 6
Pace Project No.: 92841930

QC Batch: 989996
QC Batch Method: SM 2320B-2021
Analysis Method: SM 2320B-2021
Analysis Description: 2320B Alkalinity
Laboratory: Pace Analytical Services - Asheville
Associated Lab Samples: 92842872001, 92842872002

METHOD BLANK: 5088354
Matrix: Water
Associated Lab Samples: 92842872001, 92842872002

Parameter	Units	Blank Result	Reporting Limit	MDL	Analyzed	Qualifiers
Alkalinity, Total as CaCO3	mg/L	ND	5.0	5.0	02/11/26 23:47	
Alkalinity,Bicarbonate (CaCO3)	mg/L	ND	5.0	5.0	02/11/26 23:47	
Alkalinity,Carbonate (CaCO3)	mg/L	ND	5.0	5.0	02/11/26 23:47	

LABORATORY CONTROL SAMPLE: 5088355

Parameter	Units	Spike Conc.	LCS Result	LCS % Rec	% Rec Limits	Qualifiers
Alkalinity, Total as CaCO3	mg/L	50	51.9	104	80-120	

LABORATORY CONTROL SAMPLE: 5088356

Parameter	Units	Spike Conc.	LCS Result	LCS % Rec	% Rec Limits	Qualifiers
Alkalinity, Total as CaCO3	mg/L	50	51.5	103	80-120	

MATRIX SPIKE & MATRIX SPIKE DUPLICATE: 5088785 5088786

Parameter	Units	92842872001 Result	MS Spike Conc.	MSD Spike Conc.	MS Result	MSD Result	MS % Rec	MSD % Rec	% Rec Limits	RPD	Max RPD	Qual
Alkalinity, Total as CaCO3	mg/L	294	50	50	340	337	92	87	80-120	1	25	

MATRIX SPIKE & MATRIX SPIKE DUPLICATE: 5088787 5088788

Parameter	Units	92842872002 Result	MS Spike Conc.	MSD Spike Conc.	MS Result	MSD Result	MS % Rec	MSD % Rec	% Rec Limits	RPD	Max RPD	Qual
Alkalinity, Total as CaCO3	mg/L	306	50	50	341	340	69	69	80-120	0	25	M1

Results presented on this page are in the units indicated by the "Units" column except where an alternate unit is presented to the right of the result.

This report shall not be reproduced, except in full,
without the written consent of Pace Analytical Services, LLC.

Pace Analytical Services, LLC
9800 Kincey Ave. Suite 100
Huntersville, NC 28078
(704)875-9092

QUALITY CONTROL DATA

Project: Bowen AP-1 CA Inj #2, month 6
Pace Project No.: 92841930

QC Batch: 989088
QC Batch Method: SM 2540C-2020
Analysis Method: SM 2540C-2020
Analysis Description: 2540C Total Dissolved Solids
Laboratory: Pace Analytical Services - Asheville
Associated Lab Samples: 92841930002, 92841930004, 92841930005, 92841930006, 92841930007, 92841930008

METHOD BLANK: 5083585
Matrix: Water
Associated Lab Samples: 92841930002, 92841930004, 92841930005, 92841930006, 92841930007, 92841930008

Parameter	Units	Blank Result	Reporting Limit	MDL	Analyzed	Qualifiers
Total Dissolved Solids	mg/L	ND	25.0	25.0	02/06/26 16:17	

LABORATORY CONTROL SAMPLE: 5083586

Parameter	Units	Spike Conc.	LCS Result	LCS % Rec	% Rec Limits	Qualifiers
Total Dissolved Solids	mg/L	250	256	102	90-110	

SAMPLE DUPLICATE: 5083587

Parameter	Units	92841744001 Result	Dup Result	RPD	Max RPD	Qualifiers
Total Dissolved Solids	mg/L	92.0	97.0	5	25	

SAMPLE DUPLICATE: 5083588

Parameter	Units	92841933003 Result	Dup Result	RPD	Max RPD	Qualifiers
Total Dissolved Solids	mg/L	ND	ND		25	

Results presented on this page are in the units indicated by the "Units" column except where an alternate unit is presented to the right of the result.

REPORT OF LABORATORY ANALYSIS

This report shall not be reproduced, except in full,
without the written consent of Pace Analytical Services, LLC.

Pace Analytical Services, LLC
9800 Kincey Ave. Suite 100
Huntersville, NC 28078
(704)875-9092

QUALITY CONTROL DATA

Project: Bowen AP-1 CA Inj #2, month 6
Pace Project No.: 92841930

QC Batch: 989673
QC Batch Method: SM 2540C-2020
Analysis Method: SM 2540C-2020
Analysis Description: 2540C Total Dissolved Solids
Laboratory: Pace Analytical Services - Asheville
Associated Lab Samples: 92842872001, 92842872002

METHOD BLANK: 5086379
Matrix: Water
Associated Lab Samples: 92842872001, 92842872002

Parameter	Units	Blank Result	Reporting Limit	MDL	Analyzed	Qualifiers
Total Dissolved Solids	mg/L	ND	25.0	25.0	02/10/26 07:24	

LABORATORY CONTROL SAMPLE: 5086380

Parameter	Units	Spike Conc.	LCS Result	LCS % Rec	% Rec Limits	Qualifiers
Total Dissolved Solids	mg/L	250	254	102	90-110	

SAMPLE DUPLICATE: 5086381

Parameter	Units	92842806001 Result	Dup Result	RPD	Max RPD	Qualifiers
Total Dissolved Solids	mg/L	119	117	2	25	

SAMPLE DUPLICATE: 5086382

Parameter	Units	92842872001 Result	Dup Result	RPD	Max RPD	Qualifiers
Total Dissolved Solids	mg/L	740	752	2	25	

Results presented on this page are in the units indicated by the "Units" column except where an alternate unit is presented to the right of the result.

This report shall not be reproduced, except in full,
without the written consent of Pace Analytical Services, LLC.

Pace Analytical Services, LLC
9800 Kincey Ave. Suite 100
Huntersville, NC 28078
(704)875-9092

QUALITY CONTROL DATA

Project: Bowen AP-1 CA Inj #2, month 6
Pace Project No.: 92841930

QC Batch: 989822
QC Batch Method: SM 4500-S2D-2021
Analysis Method: SM 4500-S2D-2021
Analysis Description: 4500S2D Sulfide Water
Laboratory: Pace Analytical Services - Asheville
Associated Lab Samples: 92841930002, 92841930004, 92841930005, 92841930006, 92841930007, 92841930008, 92842872001, 92842872002

METHOD BLANK: 5087099
Matrix: Water
Associated Lab Samples: 92841930002, 92841930004, 92841930005, 92841930006, 92841930007, 92841930008, 92842872001, 92842872002

Parameter	Units	Blank Result	Reporting Limit	MDL	Analyzed	Qualifiers
Sulfide	mg/L	ND	0.10	0.022	02/10/26 21:22	

LABORATORY CONTROL SAMPLE: 5087100

Parameter	Units	Spike Conc.	LCS Result	LCS % Rec	% Rec Limits	Qualifiers
Sulfide	mg/L	0.5	0.49	97	80-120	

MATRIX SPIKE & MATRIX SPIKE DUPLICATE: 5087101 5087102

Parameter	Units	92842578001 Result	MS Spike Conc.	MSD Spike Conc.	MS Result	MSD Result	MS % Rec	MSD % Rec	% Rec Limits	RPD	Max RPD	Qual
Sulfide	mg/L	ND	0.5	0.5	0.58	0.58	116	115	80-120	1	10	

MATRIX SPIKE & MATRIX SPIKE DUPLICATE: 5087103 5087104

Parameter	Units	92842545002 Result	MS Spike Conc.	MSD Spike Conc.	MS Result	MSD Result	MS % Rec	MSD % Rec	% Rec Limits	RPD	Max RPD	Qual
Sulfide	mg/L	ND	0.5	0.5	0.62	0.64	119	123	80-120	3	10	M1

Results presented on this page are in the units indicated by the "Units" column except where an alternate unit is presented to the right of the result.

This report shall not be reproduced, except in full,
without the written consent of Pace Analytical Services, LLC.

Pace Analytical Services, LLC
9800 Kincey Ave. Suite 100
Huntersville, NC 28078
(704)875-9092

QUALITY CONTROL DATA

Project: Bowen AP-1 CA Inj #2, month 6
Pace Project No.: 92841930

QC Batch: 988476
QC Batch Method: EPA 300.0 Rev 2.1 1993
Analysis Method: EPA 300.0 Rev 2.1 1993
Analysis Description: 300.0 IC Anions
Laboratory: Pace Analytical Services - Asheville
Associated Lab Samples: 92841930002, 92841930004, 92841930005, 92841930006, 92841930007, 92841930008

METHOD BLANK: 5080603 Matrix: Water
Associated Lab Samples: 92841930002, 92841930004, 92841930005, 92841930006, 92841930007, 92841930008

Parameter	Units	Blank Result	Reporting Limit	MDL	Analyzed	Qualifiers
Chloride	mg/L	ND	1.0	0.60	02/03/26 21:46	
Fluoride	mg/L	ND	0.10	0.050	02/03/26 21:46	
Sulfate	mg/L	ND	1.0	0.50	02/03/26 21:46	

LABORATORY CONTROL SAMPLE: 5080604

Parameter	Units	Spike Conc.	LCS Result	LCS % Rec	% Rec Limits	Qualifiers
Chloride	mg/L	50	52.2	104	90-110	
Fluoride	mg/L	2.5	2.5	100	90-110	
Sulfate	mg/L	50	52.7	105	90-110	

MATRIX SPIKE & MATRIX SPIKE DUPLICATE: 5080605 5080606

Parameter	Units	92841930002 Result	MS Spike Conc.	MSD Spike Conc.	MS Result	MSD Result	MS % Rec	MSD % Rec	% Rec Limits	RPD	Max RPD	Qual
Chloride	mg/L	127	50	50	163	163	71	72	90-110	0	10	M1
Fluoride	mg/L	0.13	2.5	2.5	2.3	2.4	88	91	90-110	3	10	M1
Sulfate	mg/L	177	50	50	214	215	74	75	90-110	0	10	M1

MATRIX SPIKE & MATRIX SPIKE DUPLICATE: 5080607 5080608

Parameter	Units	92841680013 Result	MS Spike Conc.	MSD Spike Conc.	MS Result	MSD Result	MS % Rec	MSD % Rec	% Rec Limits	RPD	Max RPD	Qual
Chloride	mg/L	3.0	50	50	52.5	53.2	99	100	90-110	1	10	
Fluoride	mg/L	ND	2.5	2.5	2.5	2.5	100	101	90-110	1	10	
Sulfate	mg/L	24.4	50	50	72.5	73.2	96	98	90-110	1	10	

Results presented on this page are in the units indicated by the "Units" column except where an alternate unit is presented to the right of the result.

This report shall not be reproduced, except in full,
without the written consent of Pace Analytical Services, LLC.

Pace Analytical Services, LLC
9800 Kincey Ave. Suite 100
Huntersville, NC 28078
(704)875-9092

QUALITY CONTROL DATA

Project: Bowen AP-1 CA Inj #2, month 6
Pace Project No.: 92841930

QC Batch: 989646
QC Batch Method: EPA 300.0 Rev 2.1 1993
Analysis Method: EPA 300.0 Rev 2.1 1993
Analysis Description: 300.0 IC Anions
Laboratory: Pace Analytical Services - Asheville
Associated Lab Samples: 92842872001, 92842872002

METHOD BLANK: 5086286
Matrix: Water
Associated Lab Samples: 92842872001, 92842872002

Parameter	Units	Blank Result	Reporting Limit	MDL	Analyzed	Qualifiers
Chloride	mg/L	ND	1.0	0.60	02/09/26 22:47	
Fluoride	mg/L	ND	0.10	0.050	02/09/26 22:47	
Sulfate	mg/L	ND	1.0	0.50	02/09/26 22:47	

LABORATORY CONTROL SAMPLE: 5086287

Parameter	Units	Spike Conc.	LCS Result	LCS % Rec	% Rec Limits	Qualifiers
Chloride	mg/L	50	48.9	98	90-110	
Fluoride	mg/L	2.5	2.4	95	90-110	
Sulfate	mg/L	50	48.8	98	90-110	

MATRIX SPIKE & MATRIX SPIKE DUPLICATE: 5086288 5086289

Parameter	Units	92841933029 Result	MS Spike Conc.	MSD Spike Conc.	MS Result	MSD Result	MS % Rec	MSD % Rec	% Rec Limits	RPD	Max RPD	Qual
Chloride	mg/L	4.8	50	50	53.2	53.4	97	97	90-110	0	10	
Fluoride	mg/L	0.068J	2.5	2.5	2.3	2.4	89	92	90-110	4	10	M1
Sulfate	mg/L	62.0	50	50	96.8	95.7	70	67	90-110	1	10	M1

MATRIX SPIKE & MATRIX SPIKE DUPLICATE: 5086290 5086291

Parameter	Units	92842453003 Result	MS Spike Conc.	MSD Spike Conc.	MS Result	MSD Result	MS % Rec	MSD % Rec	% Rec Limits	RPD	Max RPD	Qual
Chloride	mg/L	1.3	50	50	51.3	49.3	100	96	90-110	4	10	
Fluoride	mg/L	0.080J	2.5	2.5	2.4	2.3	93	91	90-110	3	10	
Sulfate	mg/L	33.1	50	50	83.0	80.4	100	95	90-110	3	10	

Results presented on this page are in the units indicated by the "Units" column except where an alternate unit is presented to the right of the result.

REPORT OF LABORATORY ANALYSIS

This report shall not be reproduced, except in full,
without the written consent of Pace Analytical Services, LLC.

Pace Analytical Services, LLC
9800 Kincey Ave. Suite 100
Huntersville, NC 28078
(704)875-9092

QUALITY CONTROL DATA

Project: Bowen AP-1 CA Inj #2, month 6
Pace Project No.: 92841930

QC Batch: 988599
QC Batch Method: EPA 3005A
Analysis Method: EPA 6020B
Analysis Description: WC 6020B MET
Laboratory: Pace Analytical Services - West Columbia
Associated Lab Samples: 92841930002, 92841930004, 92841930005

METHOD BLANK: 5080984
Matrix: Water
Associated Lab Samples: 92841930002, 92841930004, 92841930005

Parameter	Units	Blank Result	Reporting Limit	MDL	Analyzed	Qualifiers
Antimony	mg/L	ND	0.0020	0.00043	02/12/26 21:50	
Arsenic	mg/L	ND	0.0020	0.00041	02/12/26 21:50	
Barium	mg/L	ND	0.0050	0.00056	02/12/26 21:50	
Beryllium	mg/L	ND	0.00040	0.00015	02/12/26 21:50	
Boron	mg/L	ND	0.040	0.0073	02/12/26 21:50	
Cadmium	mg/L	ND	0.00050	0.00010	02/12/26 21:50	
Calcium	mg/L	ND	0.40	0.10	02/12/26 21:50	
Chromium	mg/L	ND	0.0050	0.00024	02/12/26 21:50	
Cobalt	mg/L	ND	0.0050	0.00012	02/12/26 21:50	
Iron	mg/L	ND	0.040	0.016	02/12/26 21:50	
Lead	mg/L	ND	0.0010	0.00027	02/12/26 21:50	
Magnesium	mg/L	ND	0.050	0.024	02/12/26 21:50	
Manganese	mg/L	ND	0.0050	0.0013	02/13/26 12:17	
Molybdenum	mg/L	ND	0.010	0.0020	02/12/26 21:50	
Potassium	mg/L	ND	0.40	0.13	02/12/26 21:50	
Selenium	mg/L	ND	0.0050	0.00050	02/12/26 21:50	
Sodium	mg/L	ND	0.40	0.083	02/12/26 21:50	
Thallium	mg/L	ND	0.00050	0.00017	02/12/26 21:50	

LABORATORY CONTROL SAMPLE: 5080985

Parameter	Units	Spike Conc.	LCS Result	LCS % Rec	% Rec Limits	Qualifiers
Antimony	mg/L	0.1	0.11	105	80-120	
Arsenic	mg/L	0.1	0.096	96	80-120	
Barium	mg/L	0.1	0.10	101	80-120	
Beryllium	mg/L	0.1	0.096	96	80-120	
Boron	mg/L	0.1	0.099	99	80-120	
Cadmium	mg/L	0.1	0.10	101	80-120	
Calcium	mg/L	1	1.1	112	80-120	
Chromium	mg/L	0.1	0.11	111	80-120	
Cobalt	mg/L	0.1	0.10	101	80-120	
Iron	mg/L	1	0.98	98	80-120	
Lead	mg/L	0.1	0.11	105	80-120	
Magnesium	mg/L	1	1.1	105	80-120	
Manganese	mg/L	0.1	0.11	111	80-120	
Molybdenum	mg/L	0.1	0.10	103	80-120	
Potassium	mg/L	1	0.97	97	80-120	
Selenium	mg/L	0.1	0.091	91	80-120	
Sodium	mg/L	1	1.0	104	80-120	

Results presented on this page are in the units indicated by the "Units" column except where an alternate unit is presented to the right of the result.

This report shall not be reproduced, except in full,
without the written consent of Pace Analytical Services, LLC.

Pace Analytical Services, LLC
9800 Kincey Ave. Suite 100
Huntersville, NC 28078
(704)875-9092

QUALITY CONTROL DATA

Project: Bowen AP-1 CA Inj #2, month 6
Pace Project No.: 92841930

LABORATORY CONTROL SAMPLE: 5080985

Parameter	Units	Spike Conc.	LCS Result	LCS % Rec	% Rec Limits	Qualifiers
Thallium	mg/L	0.1	0.10	104	80-120	

MATRIX SPIKE & MATRIX SPIKE DUPLICATE: 5080986 5080987

Parameter	Units	92841736002 Result	MS Spike Conc.	MSD Spike Conc.	MS Result	MSD Result	MS % Rec	MSD % Rec	% Rec Limits	RPD	Max RPD	Qual
Antimony	mg/L	ND	0.1	0.1	0.11	0.11	113	111	75-125	2	20	
Arsenic	mg/L	0.011	0.1	0.1	0.11	0.11	103	99	75-125	3	20	
Barium	mg/L	0.066	0.1	0.1	0.18	0.17	109	105	75-125	3	20	
Beryllium	mg/L	ND	0.1	0.1	0.10	0.10	103	101	75-125	2	20	
Boron	mg/L	0.11	0.1	0.1	0.21	0.21	103	102	75-125	1	20	
Cadmium	mg/L	ND	0.1	0.1	0.11	0.11	108	105	75-125	3	20	
Calcium	mg/L	9.2	1	1	10.5	10.4	123	115	75-125	1	20	
Chromium	mg/L	0.00036J	0.1	0.1	0.11	0.11	111	108	75-125	3	20	
Cobalt	mg/L	0.00018J	0.1	0.1	0.099	0.098	99	98	75-125	1	20	
Iron	mg/L	11.1	1	1	12.0	12.1	85	95	75-125	1	20	
Lead	mg/L	ND	0.1	0.1	0.10	0.10	105	105	75-125	0	20	
Magnesium	mg/L	3.6	1	1	4.5	4.5	95	92	75-125	1	20	
Manganese	mg/L	1.3	0.1	0.1	1.4	1.4	75	54	75-125	2	20	M1
Molybdenum	mg/L	ND	0.1	0.1	0.10	0.10	103	100	75-125	3	20	
Potassium	mg/L	1.8	1	1	2.8	2.8	94	97	75-125	1	20	
Selenium	mg/L	ND	0.1	0.1	0.11	0.11	109	107	75-125	2	20	
Sodium	mg/L	5.9	1	1	6.8	6.9	98	101	75-125	0	20	
Thallium	mg/L	ND	0.1	0.1	0.10	0.11	105	105	75-125	0	20	

Results presented on this page are in the units indicated by the "Units" column except where an alternate unit is presented to the right of the result.

This report shall not be reproduced, except in full,
without the written consent of Pace Analytical Services, LLC.

Pace Analytical Services, LLC
9800 Kincey Ave. Suite 100
Huntersville, NC 28078
(704)875-9092

QUALITY CONTROL DATA

Project: Bowen AP-1 CA Inj #2, month 6
Pace Project No.: 92841930

QC Batch: 988900
QC Batch Method: EPA 3005A
Analysis Method: EPA 6020B
Analysis Description: WC 6020B MET
Laboratory: Pace Analytical Services - West Columbia
Associated Lab Samples: 92841930006, 92841930007, 92841930008

METHOD BLANK: 5082445
Matrix: Water
Associated Lab Samples: 92841930006, 92841930007, 92841930008

Parameter	Units	Blank Result	Reporting Limit	MDL	Analyzed	Qualifiers
Antimony	mg/L	ND	0.0020	0.00043	02/13/26 19:53	
Arsenic	mg/L	ND	0.0020	0.00041	02/13/26 19:53	
Barium	mg/L	ND	0.0050	0.00056	02/13/26 19:53	
Beryllium	mg/L	ND	0.00040	0.00015	02/13/26 19:53	
Boron	mg/L	ND	0.040	0.0073	02/13/26 19:53	
Cadmium	mg/L	ND	0.00050	0.00010	02/13/26 19:53	
Calcium	mg/L	ND	0.40	0.10	02/13/26 19:53	
Chromium	mg/L	ND	0.0050	0.00024	02/13/26 19:53	
Cobalt	mg/L	ND	0.0050	0.00012	02/13/26 19:53	
Iron	mg/L	ND	0.040	0.016	02/13/26 19:53	
Lead	mg/L	ND	0.0010	0.00027	02/13/26 19:53	
Magnesium	mg/L	ND	0.050	0.024	02/13/26 19:53	
Manganese	mg/L	ND	0.0050	0.0013	02/13/26 19:53	
Molybdenum	mg/L	ND	0.010	0.0020	02/13/26 19:53	
Potassium	mg/L	ND	0.40	0.13	02/13/26 19:53	
Selenium	mg/L	ND	0.0050	0.00050	02/13/26 19:53	
Sodium	mg/L	ND	0.40	0.083	02/13/26 19:53	
Thallium	mg/L	ND	0.00050	0.00017	02/13/26 19:53	

LABORATORY CONTROL SAMPLE: 5082446

Parameter	Units	Spike Conc.	LCS Result	LCS % Rec	% Rec Limits	Qualifiers
Antimony	mg/L	0.1	0.10	103	80-120	
Arsenic	mg/L	0.1	0.089	89	80-120	
Barium	mg/L	0.1	0.099	99	80-120	
Beryllium	mg/L	0.1	0.095	95	80-120	
Boron	mg/L	0.1	0.096	96	80-120	
Cadmium	mg/L	0.1	0.099	99	80-120	
Calcium	mg/L	1	1.1	107	80-120	
Chromium	mg/L	0.1	0.10	102	80-120	
Cobalt	mg/L	0.1	0.11	109	80-120	
Iron	mg/L	1	1.1	107	80-120	
Lead	mg/L	0.1	0.10	100	80-120	
Magnesium	mg/L	1	1.0	105	80-120	
Manganese	mg/L	0.1	0.10	103	80-120	
Molybdenum	mg/L	0.1	0.099	99	80-120	
Potassium	mg/L	1	1.0	103	80-120	
Selenium	mg/L	0.1	0.086	86	80-120	
Sodium	mg/L	1	1.0	102	80-120	

Results presented on this page are in the units indicated by the "Units" column except where an alternate unit is presented to the right of the result.

This report shall not be reproduced, except in full,
without the written consent of Pace Analytical Services, LLC.

Pace Analytical Services, LLC
9800 Kincey Ave. Suite 100
Huntersville, NC 28078
(704)875-9092

QUALITY CONTROL DATA

Project: Bowen AP-1 CA Inj #2, month 6
Pace Project No.: 92841930

LABORATORY CONTROL SAMPLE: 5082446

Parameter	Units	Spike Conc.	LCS Result	LCS % Rec	% Rec Limits	Qualifiers
Thallium	mg/L	0.1	0.098	98	80-120	

MATRIX SPIKE & MATRIX SPIKE DUPLICATE: 5082447 5082448

Parameter	Units	92841930006 Result	MS Spike Conc.	MSD Spike Conc.	MS Result	MSD Result	MS % Rec	MSD % Rec	% Rec Limits	RPD	Max RPD	Qual
Antimony	mg/L	ND	0.1	0.1	0.11	0.11	105	107	75-125	2	20	
Arsenic	mg/L	0.0042	0.1	0.1	0.11	0.12	107	112	75-125	4	20	
Barium	mg/L	0.073	0.1	0.1	0.18	0.18	107	112	75-125	3	20	
Beryllium	mg/L	ND	0.1	0.1	0.10	0.10	100	103	75-125	3	20	
Boron	mg/L	10.2	0.1	0.1	10.4	10.5	194	297	75-125	1	20	M1
Cadmium	mg/L	ND	0.1	0.1	0.097	0.10	97	101	75-125	4	20	
Calcium	mg/L	379	1	1	388	386	873	712	75-125	0	20	M1
Chromium	mg/L	0.00026J	0.1	0.1	0.094	0.097	93	97	75-125	4	20	
Cobalt	mg/L	0.0020J	0.1	0.1	0.095	0.097	93	95	75-125	3	20	
Iron	mg/L	2.0	1	1	3.0	3.1	99	106	75-125	2	20	
Lead	mg/L	ND	0.1	0.1	0.11	0.11	106	108	75-125	2	20	
Magnesium	mg/L	96.8	1	1	101	101	391	427	75-125	0	20	M1
Manganese	mg/L	0.64	0.1	0.1	0.76	0.77	125	135	75-125	1	20	M1
Molybdenum	mg/L	0.0056J	0.1	0.1	0.094	0.099	88	93	75-125	5	20	
Potassium	mg/L	9.0	1	1	10.4	10.7	144	169	75-125	2	20	M1
Selenium	mg/L	0.0060	0.1	0.1	0.11	0.11	101	104	75-125	3	20	
Sodium	mg/L	53.3	1	1	55.6	56.6	231	327	75-125	2	20	M1
Thallium	mg/L	ND	0.1	0.1	0.11	0.11	110	111	75-125	0	20	

Results presented on this page are in the units indicated by the "Units" column except where an alternate unit is presented to the right of the result.

This report shall not be reproduced, except in full,
without the written consent of Pace Analytical Services, LLC.

Pace Analytical Services, LLC
9800 Kincey Ave. Suite 100
Huntersville, NC 28078
(704)875-9092

QUALITY CONTROL DATA

Project: Bowen AP-1 CA Inj #2, month 6
Pace Project No.: 92841930

QC Batch: 989775
QC Batch Method: EPA 3005A
Analysis Method: EPA 6020B
Analysis Description: WC 6020B MET
Laboratory: Pace Analytical Services - West Columbia
Associated Lab Samples: 92842872001, 92842872002

METHOD BLANK: 5086752
Matrix: Water
Associated Lab Samples: 92842872001, 92842872002

Parameter	Units	Blank Result	Reporting Limit	MDL	Analyzed	Qualifiers
Antimony	mg/L	ND	0.0020	0.00043	02/24/26 22:11	
Arsenic	mg/L	ND	0.0020	0.00041	02/24/26 22:11	
Barium	mg/L	ND	0.0050	0.00056	02/24/26 22:11	
Beryllium	mg/L	ND	0.00040	0.00015	02/24/26 22:11	
Boron	mg/L	ND	0.040	0.0073	02/24/26 22:11	
Cadmium	mg/L	ND	0.00050	0.00010	02/24/26 22:11	
Calcium	mg/L	ND	0.40	0.10	02/24/26 22:11	
Chromium	mg/L	ND	0.0050	0.00024	02/24/26 22:11	
Cobalt	mg/L	ND	0.0050	0.00012	02/24/26 22:11	
Iron	mg/L	ND	0.040	0.016	02/24/26 22:11	
Lead	mg/L	ND	0.0010	0.00027	02/24/26 22:11	
Magnesium	mg/L	ND	0.050	0.024	02/24/26 22:11	
Manganese	mg/L	0.0023J	0.0050	0.0013	02/24/26 22:11	
Molybdenum	mg/L	ND	0.010	0.0020	02/24/26 22:11	
Potassium	mg/L	ND	0.40	0.13	02/24/26 22:11	
Selenium	mg/L	ND	0.0050	0.00050	02/24/26 22:11	
Sodium	mg/L	ND	0.40	0.083	02/24/26 22:11	
Thallium	mg/L	ND	0.00050	0.00017	02/24/26 22:11	

LABORATORY CONTROL SAMPLE: 5086753

Parameter	Units	Spike Conc.	LCS Result	LCS % Rec	% Rec Limits	Qualifiers
Antimony	mg/L	0.1	0.097	97	80-120	
Arsenic	mg/L	0.1	0.089	89	80-120	
Barium	mg/L	0.1	0.10	103	80-120	
Beryllium	mg/L	0.1	0.094	94	80-120	
Boron	mg/L	0.1	0.10	103	80-120	
Cadmium	mg/L	0.1	0.096	96	80-120	
Calcium	mg/L	1	1.1	106	80-120	
Chromium	mg/L	0.1	0.11	108	80-120	
Cobalt	mg/L	0.1	0.10	104	80-120	
Iron	mg/L	1	1.0	103	80-120	
Lead	mg/L	0.1	0.11	112	80-120	
Magnesium	mg/L	1	1.0	102	80-120	
Manganese	mg/L	0.1	0.11	108	80-120	
Molybdenum	mg/L	0.1	0.10	105	80-120	
Potassium	mg/L	1	1.0	101	80-120	
Selenium	mg/L	0.1	0.092	92	80-120	
Sodium	mg/L	1	1.0	103	80-120	

Results presented on this page are in the units indicated by the "Units" column except where an alternate unit is presented to the right of the result.

REPORT OF LABORATORY ANALYSIS

This report shall not be reproduced, except in full,
without the written consent of Pace Analytical Services, LLC.

Pace Analytical Services, LLC
9800 Kincey Ave. Suite 100
Huntersville, NC 28078
(704)875-9092

QUALITY CONTROL DATA

Project: Bowen AP-1 CA Inj #2, month 6
Pace Project No.: 92841930

LABORATORY CONTROL SAMPLE: 5086753

Parameter	Units	Spike Conc.	LCS Result	LCS % Rec	% Rec Limits	Qualifiers
Thallium	mg/L	0.1	0.11	112	80-120	

MATRIX SPIKE & MATRIX SPIKE DUPLICATE: 5086754 5086755

Parameter	Units	92842656003 Result	MS Spike Conc.	MSD Spike Conc.	MS Result	MSD Result	MS % Rec	MSD % Rec	% Rec Limits	RPD	Max RPD	Qual
Antimony	mg/L	ND	0.5	0.5	0.51	0.55	91	101	75-125	9	20	
Arsenic	mg/L	ND	0.5	0.5	0.68	0.75	90	105	75-125	10	20	
Barium	mg/L	ND	0.5	0.5	0.90	1.0	82	102	75-125	11	20	
Beryllium	mg/L	ND	0.5	0.5	0.46	0.51	92	102	75-125	11	20	
Boron	mg/L	168000 ug/L	0.5	0.5	153	170	-3000	275	75-125	10	20	M1
Cadmium	mg/L	ND	0.5	0.5	0.43	0.47	86	95	75-125	9	20	
Calcium	mg/L	250	5	5	234	251	-320	16	75-125	7	20	M1
Chromium	mg/L	ND	0.5	0.5	0.73	0.82	90	108	75-125	12	20	
Cobalt	mg/L	ND	0.5	0.5	0.55	0.61	92	105	75-125	11	20	
Iron	mg/L	74400 ug/L	5	5	71.9	78.7	-50	86	75-125	9	20	M1
Lead	mg/L	ND	0.5	0.5	0.44	0.49	86	95	75-125	9	20	
Magnesium	mg/L	139	5	5	129	142	-201	61	75-125	10	20	M1
Manganese	mg/L	2880 ug/L	0.5	0.5	3.1	3.3	42	94	75-125	8	20	M1
Molybdenum	mg/L	ND	0.5	0.5	0.51	0.56	97	107	75-125	9	20	
Potassium	mg/L	800	5	5	812	797	247	-66	75-125	2	20	M1
Selenium	mg/L	ND	0.5	0.5	0.49	0.55	91	103	75-125	12	20	
Sodium	mg/L	3500	5	5	3600	3440	1880	-1160	75-125	4	20	M1
Thallium	mg/L	ND	0.5	0.5	0.48	0.52	95	104	75-125	9	20	

Results presented on this page are in the units indicated by the "Units" column except where an alternate unit is presented to the right of the result.

This report shall not be reproduced, except in full,
without the written consent of Pace Analytical Services, LLC.

Pace Analytical Services, LLC
9800 Kincey Ave. Suite 100
Huntersville, NC 28078
(704)875-9092

QUALITY CONTROL DATA

Project: Bowen AP-1 CA Inj #2, month 6
Pace Project No.: 92841930

QC Batch: 988670
QC Batch Method: EPA 7470A
Analysis Method: EPA 7470A
Analysis Description: WCOL 7470 Mercury
Laboratory: Pace Analytical Services - West Columbia
Associated Lab Samples: 92841930002, 92841930004, 92841930005

METHOD BLANK: 5081369
Matrix: Water
Associated Lab Samples: 92841930002, 92841930004, 92841930005

Parameter	Units	Blank Result	Reporting Limit	MDL	Analyzed	Qualifiers
Mercury	mg/L	ND	0.00020	0.000091	02/04/26 22:05	

LABORATORY CONTROL SAMPLE: 5081370

Parameter	Units	Spike Conc.	LCS Result	LCS % Rec	% Rec Limits	Qualifiers
Mercury	mg/L	0.002	0.0024	118	80-120	

MATRIX SPIKE & MATRIX SPIKE DUPLICATE: 5082059 5082060

Parameter	Units	92841736004 Result	MS Spike Conc.	MSD Spike Conc.	MS Result	MSD Result	MS % Rec	MSD % Rec	% Rec Limits	RPD	Max RPD	Qual
Mercury	mg/L	ND	0.002	0.002	0.0021	0.0018	100	86	80-120	15	20	

Results presented on this page are in the units indicated by the "Units" column except where an alternate unit is presented to the right of the result.

REPORT OF LABORATORY ANALYSIS

This report shall not be reproduced, except in full,
without the written consent of Pace Analytical Services, LLC.

Pace Analytical Services, LLC
9800 Kincey Ave. Suite 100
Huntersville, NC 28078
(704)875-9092

QUALITY CONTROL DATA

Project: Bowen AP-1 CA Inj #2, month 6
Pace Project No.: 92841930

QC Batch: 988671
QC Batch Method: EPA 7470A
Analysis Method: EPA 7470A
Analysis Description: WCOL 7470 Mercury
Laboratory: Pace Analytical Services - West Columbia
Associated Lab Samples: 92841930006, 92841930007, 92841930008

METHOD BLANK: 5081380
Matrix: Water
Associated Lab Samples: 92841930006, 92841930007, 92841930008

Parameter	Units	Blank Result	Reporting Limit	MDL	Analyzed	Qualifiers
Mercury	mg/L	ND	0.00020	0.000091	02/06/26 10:19	

LABORATORY CONTROL SAMPLE: 5081381

Parameter	Units	Spike Conc.	LCS Result	LCS % Rec	% Rec Limits	Qualifiers
Mercury	mg/L	0.002	0.0021	103	80-120	

MATRIX SPIKE & MATRIX SPIKE DUPLICATE: 5081382 5081383

Parameter	Units	92841930006 Result	MS Spike Conc.	MSD Spike Conc.	MS Result	MSD Result	MS % Rec	MSD % Rec	% Rec Limits	RPD	Max RPD	Qual
Mercury	mg/L	ND	0.002	0.002	0.0019	0.0025	95	123	80-120	25	20	M1,R1

Results presented on this page are in the units indicated by the "Units" column except where an alternate unit is presented to the right of the result.

REPORT OF LABORATORY ANALYSIS

This report shall not be reproduced, except in full,
without the written consent of Pace Analytical Services, LLC.

Pace Analytical Services, LLC
9800 Kincey Ave. Suite 100
Huntersville, NC 28078
(704)875-9092

QUALITY CONTROL DATA

Project: Bowen AP-1 CA Inj #2, month 6
Pace Project No.: 92841930

QC Batch: 989879
QC Batch Method: EPA 7470A
Analysis Method: EPA 7470A
Analysis Description: WCOL 7470 Mercury
Laboratory: Pace Analytical Services - West Columbia
Associated Lab Samples: 92842872001, 92842872002

METHOD BLANK: 5087782
Matrix: Water
Associated Lab Samples: 92842872001, 92842872002

Parameter	Units	Blank Result	Reporting Limit	MDL	Analyzed	Qualifiers
Mercury	mg/L	ND	0.00020	0.000091	02/18/26 19:39	

LABORATORY CONTROL SAMPLE: 5087783

Parameter	Units	Spike Conc.	LCS Result	LCS % Rec	% Rec Limits	Qualifiers
Mercury	mg/L	0.002	0.0021	104	80-120	

MATRIX SPIKE & MATRIX SPIKE DUPLICATE: 5087784 5087785

Parameter	Units	92841933026 Result	MS Spike Conc.	MSD Spike Conc.	MS Result	MSD Result	MS % Rec	MSD % Rec	% Rec Limits	RPD	Max RPD	Qual
Mercury	mg/L	ND	0.002	0.002	0.0019	0.0019	93	93	80-120	0	20	

Results presented on this page are in the units indicated by the "Units" column except where an alternate unit is presented to the right of the result.

This report shall not be reproduced, except in full,
without the written consent of Pace Analytical Services, LLC.

Pace Analytical Services, LLC
9800 Kincey Ave. Suite 100
Huntersville, NC 28078
(704)875-9092

QUALIFIERS

Project: Bowen AP-1 CA Inj #2, month 6
Pace Project No.: 92841930

DEFINITIONS

DF - Dilution Factor, if reported, represents the factor applied to the reported data due to dilution of the sample aliquot.

ND - Not Detected at or above adjusted reporting limit.

TNTC - Too Numerous To Count

J - Estimated concentration above the adjusted method detection limit and below the adjusted reporting limit.

MDL - Adjusted Method Detection Limit.

PQL - Practical Quantitation Limit.

RL - Reporting Limit - The lowest concentration value that meets project requirements for quantitative data with known precision and bias for a specific analyte in a specific matrix.

S - Surrogate

1,2-Diphenylhydrazine decomposes to and cannot be separated from Azobenzene using Method 8270. The result for each analyte is a combined concentration.

Consistent with EPA guidelines, unrounded data are displayed and have been used to calculate % recovery and RPD values.

LCS(D) - Laboratory Control Sample (Duplicate)

MS(D) - Matrix Spike (Duplicate)

DUP - Sample Duplicate

RPD - Relative Percent Difference

NC - Not Calculable.

SG - Silica Gel - Clean-Up

U - Indicates the compound was analyzed for, but not detected.

Acid preservation may not be appropriate for 2 Chloroethylvinyl ether.

A separate vial preserved to a pH of 4-5 is recommended in SW846 Chapter 4 for the analysis of Acrolein and Acrylonitrile by EPA Method 8260.

N-Nitrosodiphenylamine decomposes and cannot be separated from Diphenylamine using Method 8270. The result reported for each analyte is a combined concentration.

Reported results are not rounded until the final step prior to reporting. Therefore, calculated parameters that are typically reported as "Total" may vary slightly from the sum of the reported component parameters.

Pace Analytical is TNI accredited. Contact your Pace PM for the current list of accredited analytes.

TNI - The NELAC Institute.

WORKORDER QUALIFIERS

WO: 92841930

[1]	GEOSYNTEC
[2]	DO NOT DILUTE. MUST MEET REPORTING LIMITS. LET PM KNOW FIRST IF THERE ARE ISSUES.

ANALYTE QUALIFIERS

B	Analyte was detected in the associated method blank.
H1	Analysis conducted outside the EPA method holding time.
M1	Matrix spike recovery exceeded QC limits. Batch accepted based on laboratory control sample (LCS) recovery.
R1	RPD value was outside control limits.

This report shall not be reproduced, except in full,
without the written consent of Pace Analytical Services, LLC.

Pace Analytical Services, LLC
9800 Kincey Ave. Suite 100
Huntersville, NC 28078
(704)875-9092

QUALITY CONTROL DATA CROSS REFERENCE TABLE

Project: Bowen AP-1 CA Inj #2, month 6
Pace Project No.: 92841930

Lab ID	Sample ID	QC Batch Method	QC Batch	Analytical Method	Analytical Batch
92841930002	**BOW-PT-04**	3015	2688380	EPA 6020B	2688380
92841930004	**BOW-PT-06**	3015	2688380	EPA 6020B	2688380
92841930005	**BOW-INW-01**	3015	2688380	EPA 6020B	2688380
92841930006	**BOW-AP1-FD-01**	3015	2688380	EPA 6020B	2688380
92841930007	**BOW-AP1-FB-01**	3015	2688380	EPA 6020B	2688380
92841930008	**BOW-AP1-EB-01**	3015	2688380	EPA 6020B	2688380
92842872001	**BOW-PT-02**	3015	2692192	EPA 6020B	2692192
92842872002	**BOW-PT-05**	3015	2692192	EPA 6020B	2692192
92841930002	**BOW-PT-04**	SM 2320B-2021	989391		
92841930004	**BOW-PT-06**	SM 2320B-2021	989391		
92841930005	**BOW-INW-01**	SM 2320B-2021	989391		
92841930006	**BOW-AP1-FD-01**	SM 2320B-2021	989391		
92841930007	**BOW-AP1-FB-01**	SM 2320B-2021	989391		
92841930008	**BOW-AP1-EB-01**	SM 2320B-2021	989391		
92842872001	**BOW-PT-02**	SM 2320B-2021	989996		
92842872002	**BOW-PT-05**	SM 2320B-2021	989996		
92841930002	**BOW-PT-04**	SM 2540C-2020	989088		
92841930004	**BOW-PT-06**	SM 2540C-2020	989088		
92841930005	**BOW-INW-01**	SM 2540C-2020	989088		
92841930006	**BOW-AP1-FD-01**	SM 2540C-2020	989088		
92841930007	**BOW-AP1-FB-01**	SM 2540C-2020	989088		
92841930008	**BOW-AP1-EB-01**	SM 2540C-2020	989088		
92842872001	**BOW-PT-02**	SM 2540C-2020	989673		
92842872002	**BOW-PT-05**	SM 2540C-2020	989673		
92841930002	**BOW-PT-04**	SM 4500-S2D-2021	989822		
92841930004	**BOW-PT-06**	SM 4500-S2D-2021	989822		
92841930005	**BOW-INW-01**	SM 4500-S2D-2021	989822		
92841930006	**BOW-AP1-FD-01**	SM 4500-S2D-2021	989822		
92841930007	**BOW-AP1-FB-01**	SM 4500-S2D-2021	989822		
92841930008	**BOW-AP1-EB-01**	SM 4500-S2D-2021	989822		
92842872001	**BOW-PT-02**	SM 4500-S2D-2021	989822		
92842872002	**BOW-PT-05**	SM 4500-S2D-2021	989822		
92841930002	**BOW-PT-04**	EPA 300.0 Rev 2.1 1993	988476		
92841930004	**BOW-PT-06**	EPA 300.0 Rev 2.1 1993	988476		
92841930005	**BOW-INW-01**	EPA 300.0 Rev 2.1 1993	988476		
92841930006	**BOW-AP1-FD-01**	EPA 300.0 Rev 2.1 1993	988476		
92841930007	**BOW-AP1-FB-01**	EPA 300.0 Rev 2.1 1993	988476		
92841930008	**BOW-AP1-EB-01**	EPA 300.0 Rev 2.1 1993	988476		
92842872001	**BOW-PT-02**	EPA 300.0 Rev 2.1 1993	989646		
92842872002	**BOW-PT-05**	EPA 300.0 Rev 2.1 1993	989646		
92841930002	**BOW-PT-04**	EPA 3005A	988599	EPA 6020B	990601
92841930004	**BOW-PT-06**	EPA 3005A	988599	EPA 6020B	990601
92841930005	**BOW-INW-01**	EPA 3005A	988599	EPA 6020B	990601
92841930006	**BOW-AP1-FD-01**	EPA 3005A	988900	EPA 6020B	991149

This report shall not be reproduced, except in full,
without the written consent of Pace Analytical Services, LLC.

Pace Analytical Services, LLC
9800 Kincey Ave. Suite 100
Huntersville, NC 28078
(704)875-9092

QUALITY CONTROL DATA CROSS REFERENCE TABLE

Project: Bowen AP-1 CA Inj #2, month 6
Pace Project No.: 92841930

Lab ID	Sample ID	QC Batch Method	QC Batch	Analytical Method	Analytical Batch
92841930007	**BOW-AP1-FB-01**	EPA 3005A	988900	EPA 6020B	991149
92841930008	**BOW-AP1-EB-01**	EPA 3005A	988900	EPA 6020B	991149
92842872001	**BOW-PT-02**	EPA 3005A	989775	EPA 6020B	993310
92842872002	**BOW-PT-05**	EPA 3005A	989775	EPA 6020B	993310
92841930002	**BOW-PT-04**	EPA 7470A	988670	EPA 7470A	988819
92841930004	**BOW-PT-06**	EPA 7470A	988670	EPA 7470A	988819
92841930005	**BOW-INW-01**	EPA 7470A	988670	EPA 7470A	988819
92841930006	**BOW-AP1-FD-01**	EPA 7470A	988671	EPA 7470A	989438
92841930007	**BOW-AP1-FB-01**	EPA 7470A	988671	EPA 7470A	989438
92841930008	**BOW-AP1-EB-01**	EPA 7470A	988671	EPA 7470A	989438
92842872001	**BOW-PT-02**	EPA 7470A	989879	EPA 7470A	991685
92842872002	**BOW-PT-05**	EPA 7470A	989879	EPA 7470A	991685

This report shall not be reproduced, except in full,
without the written consent of Pace Analytical Services, LLC.

Pace	DC#_Title: ENV-FRM-HUN1-0083 v05_Sample Condition Upon Receipt
	Effective Date: 05/24/2024

Laboratory receiving samples:
Asheville ☐ Eden ☐ Greenwood ☐ Huntersville ☐ Raleigh ☐ Mechanicsville ☐ Atlanta ☑ Kernersville ☐

Sample Condition Upon Receipt

Client Name: GA Power

Project #: WO#: 92841930

92841930

Courier: ☐ Fed Ex ☐ UPS ☐ USPS ☐ Client ☐ Commercial ☑ Pace ☐ Other:____

Custody Seal Present? ☐ Yes ☑ No **Seals Intact?** ☐ Yes ☐ No ☑ N/A

Date/Initials Person Examining Contents: 2/3/26 CJ

Packing Material: ☐ Bubble Wrap ☐ Bubble Bags ☑ None ☐ Other

Biological Tissue Frozen? ☐ Yes ☐ No ☑ N/A

Thermometer: ☐ IR Gun ID: 083

Type of Ice: ☑ Wet ☐ Blue ☐ None

Cooler Temp: 2.2 **Correction Factor:** Add/Subtract (°C) 0.0

Temp should be above freezing to 6°C
☐ Samples out of temp criteria. Samples on ice, cooling process has begun

Cooler Temp Corrected (°C): 2.2

USDA Regulated Soil (☐ N/A, water sample)
Did samples originate in a quarantine zone within the United States: CA, NY, or SC (check maps)? ☐ Yes ☐ No

Did samples originate from a foreign source (internationally, including Hawaii and Puerto Rico)? ☐ Yes ☐ No

				Comments/Discrepancy:
Chain of Custody Present?	☑ Yes	☐ No	☐ N/A	1.
Samples Arrived within Hold Time?	☑ Yes	☐ No	☐ N/A	2.
Short Hold Time Analysis (<72 hr.)?	☐ Yes	☑ No	☐ N/A	3.
Rush Turn Around Time Requested?	☐ Yes	☑ No	☐ N/A	4.
Sufficient Volume?	☑ Yes	☐ No	☐ N/A	5.
Correct Containers Used?	☑ Yes	☐ No	☐ N/A	6.
-Pace Containers Used?	☑ Yes	☐ No	☐ N/A	
Containers Intact?	☑ Yes	☐ No	☐ N/A	7.
Dissolved analysis: Samples Field Filtered?	☐ Yes	☐ No	☑ N/A	8.
Sample Labels Match COC? -Includes Date/Time/ID/Analysis Matrix: W	☑ Yes	☐ No	☐ N/A	9.
Headspace in VOA Vials (>5-6mm)?	☐ Yes	☐ No	☑ N/A	10.
Trip Blank Present?	☐ Yes	☐ No	☑ N/A	11.
Trip Blank Custody Seals Present?	☐ Yes	☐ No	☑ N/A	

COMMENTS/SAMPLE DISCREPANCY

Field Data Required? ☐ Yes ☐ No

Lot ID of split containers:

CLIENT NOTIFICATION/RESOLUTION

Person contacted: _____ Date/Time: _____

Project Manager SCURF Review: _____ **Date:** _____

Project Manager SRF Review: _____ **Date:** _____

Pace	DC#_Title: ENV-FRM-HUN1-0083 v05_Sample Condition Upon Receipt
	Effective Date: 05/24/2024

*Check mark top half of box if pH and/or dechlorination is verified and within the acceptance range for preservation samples.
Exceptions: VOA, Coliform, TOC, Oil and Grease, DRO/8015 (water) DOC, LLHg
**Bottom half of box is to list number of bottles
***Check all unpreserved Nitrates for chlorine

Project # WO#: 92841930
PM: BV Due Date: 02/17/26
CLIENT: 92-GP-BOWLF

Laboratory Receiving Location: Asheville ☐ Eden ☐ Greenwood ☐ Huntersville ☐ Raleigh ☐ Mc [illegible] Kernersville ☐

Client_____ Profile/EZ (Circle one)_____ Notes_____

Item#	BP4U-125 mL Plastic Unpreserved (N/A) (Cl-)	BP3U-250 mL Plastic Unpreserved (N/A)	BP2U-500 mL Plastic Unpreserved (N/A)	BP1U-1 liter Plastic Unpreserved (N/A)		BP4S-125 mL Plastic H2SO4 (pH < 2) (Cl-)	BP3N-250 mL plastic HNO3 (pH < 2)	BP4Z-125 mL Plastic ZN Acetate & NaOH (>9)	BP4B-125 mL Plastic NaOH (pH > 12) (Cl-)	WGFU-Wide-mouthed Glass jar Unpreserved	AG1U-1 liter Amber Unpreserved (N/A) (Cl-)	AG1H-1 liter Amber HCl (pH < 2)	AG3U-250 mL Amber Unpreserved (N/A) (Cl-)	AG1S-1 liter Amber H2SO4 (pH < 2)	AG3S-250 mL Amber H2SO4 (pH < 2)	DG94-40 mL Amber NH4Cl (N/A)(Cl-)	DG9H-40 mL VOA HCl (N/A)	VG9T-40 mL VOA Na2S2O3 (N/A)	VG9U-40 mL VOA Unpreserved (N/A)	DG9V-40 mL VOA H3PO4 (N/A)	KP7U-50 mL Plastic Unpreserved (N/A)	V/GK (3 vials per kit)-VPH/Gas kit (N/A)	SP5T-125 mL Sterile Plastic (N/A – lab)	SP2T-250 mL Sterile Plastic (N/A – lab)		BP3R-250 mL Plastic (NH2)2SO4 (9.3-9.7)	AG0U-100 mL Amber Unpreserved (N/A) (Cl-)	VSGU-20 mL Scintillation vials (N/A)	DG9U-40 mL Amber Unpreserved vials (N/A)
CC																													
1		2	1				2	1																					
2		2	1				2	1																					
3		2	1				2	1																					
4		2	1				2	1																					
5		2	1				2	1																					
6		2	1				2	1																					
7																													
8																													
9																													
10																													
11																													
12																													

pH Adjustment Log for Preserved Samples

Sample ID	Type of Preservative	pH upon receipt	Date preservation adjusted	Time preservation adjusted	Amount of Preservative added	Lot #

Note: Whenever there is a discrepancy affecting North Carolina compliance samples, a copy of this form will be sent to the North Carolina DENR Certification Office (i.e. Out of hold, incorrect preservative, out of temp, incorrect containers.

Pace® Location Requested (City/State):

Pace Analytical Charlotte
10200 Kinney Ave. Suite 100, Huntersville, NC 28078

CHAIN-OF-CUSTODY Analytical Request Document

Chain-of-Custody is a LEGAL DOCUMENT - Complete all relevant fields

LAB USE ONLY- Affix Workorder/Login Label Here

Scan QR Code for instructions

Company Name: Georgia Power - Bowen
Street Address: 241 Ralph McGill Blvd NE, Bin 10160, Atlanta, GA 30308

Contact/Report To: Kristen Jurinko, Mintao Lu, Marty Crook
Phone #: (470) 217-0008
E-Mail: knjurink@southernco.com
Cc E-Mail: Laura Midkiff, Ben Hodges, Mike Smiley, Noelia Gangi

Customer Project #:
Project Name: Bowen AP-1 CA Injection #2 Month 6
Site Collection Info/Facility ID (as applicable):

Invoice to: Account Payable
Invoice E-mail: georgiapowerinvoices@southernco.com
Purchase Order # (if applicable): GPC95642-0007
Quote #:

Time Zone Collected: [ ] AK [ ] PT [ ] MT [ ] CT [X] ET

County / State origin of sample(s): Georgia

Data Deliverables: [ ] Level II [ ] Level III [ ] Level IV [ ] EQUIS [ ] Other

Regulatory Program (DW, RCRA, etc.) as applicable: Reportable [ ] Yes [ ] No

Rush (Pre-approval required): [ ] Same Day [ ] 1 Day [ ] 2 Day [ ] 3 Day Other
Date Results Requested:

DW PWSID # or WW Permit # as applicable:
Field Filtered (if applicable): [ ] Yes [ ] No
Analysis:

Specify Container Size**: 3, 2, 3, 4, 3
Identify Container Preservative Type***: 1, 1, 1, 5+6, 2

**Container Size: (1) 1L (2) 500mL (3) 250mL, (4) 125mL, (5) 100mL, (6) 40mL vial, (7) EnCore, (8) TerraCore, (9) 40mL, (10) Other

*** Preservative Types: (1) None, (2) HNO3, (3) H2SO4, (4) HCl, (5) NaOH, (6) Zn Acetate, (7) NaHSO4, (8) Sod Thiosulfate, (9) Ascorbic Acid, (10) MeOH, (11) Other

Analysis Requested

Lab Use Only: Proj. Mgr: Bonnie Vang; AcctNum / Client ID:; Table #:; Profile / Template: 16507; Prelog / Bottle Ord. ID: EZ 3355640

* Matrix Codes (Insert in Matrix box below): Drinking Water (DW), Ground Water (GW), Wastewater (WW), Product (P), Soil/Solid (SS), Oil (OL), Wipe (WP), Tissue (TS), Bioassay (B), Vapor (V), Surface Water (SW), Sediment (SED), Sludge (SL), Caulk (CK), Leachate (LL), Biosolid (BS), Other (OT)

Customer Sample ID	Matrix *	Comp / Grab	Composite Start Date	Composite Start Time	Collected or Composite End Date	Collected or Composite End Time	# Cont.	Residual Chlorine Result	Residual Chlorine Units	2320B Total Alkalinity, Bicarbonate Alkalinity	2540C Total Dissolved Solids	300.0-F, SO_4^{2-}, Cl-	4500S2D Sulfide	*Appendix III/IV Metals + Major Ions	Sample Comment	Preservation non-conformance identified for sample
BOW-PT-02	WG	G					6			X	X	X	X	X		
BOW-PT-04	WG	G			2/2/26	1630	6			X	X	X	X	X		
BOW-PT-05	WG	G					6			X	X	X	X	X		
BOW-PT-06	WG	G			2/2/26	1420	6			X	X	X	X	X		
BOW-INW-01	WG	G			2/2/26	1226	6			X	X	X	X	X		
BOW-AP1-FD-01	WG	G			2/2/26	—	6			X	X	X	X	X		
BOW-AP1-FB-01	WQ	G			2/2/26	1550	6			X	X	X	X	X		
BOW-AP1-EB-01	WQ	G			2/2/26	1600	6			X	X	X	X	X		

Additional Instructions from Pace®:
Task Code: BOW-CCR-CA-20260202

Collected By: William Laaker, Jay Siewert, Natalie Piparo, Shannon Northen, Ori Kimhi, Kyle Rhyne
Printed Name
Signature: ENSAFE

Customer Remarks / Special Conditions / Possible Hazards:
Coolers: Thermometer ID: Correction Factor (°C): Obs. Temp (°C): Corrected Temp (°C): [ ] On Ice

Relinquished by/Company: (Signature)	Date/Time	Received by/Company: (Signature)	Date/Time
Ensafe	2/3/26 0930	William / Pace	2/3/26 0930
Evan Will / Pace	2/3/26 1345	[illegible] 2/3/26	1345
Relinquished by/Company: (Signature)	Date/Time:	Received by/Company: (Signature)	Date/Time:
Relinquished by/Company: (Signature)	Date/Time:	Received by/Company: (Signature)	Date/Time:

Tracking Number:
Delivered by: [ ] In-Person [ ] Courier [ ] FedEx [ ] UPS [ ] Other

Page: 1 of 1

Submitting a sample via this chain of custody constitutes acknowledgment and acceptance of the Pace® Terms and Conditions found at https://www.pacelabs.com/resource-library/resource/pace-terms-and-conditions/

FNV-FRM-CORQ-0019_v02_110123 ©

Pace	DC#_Title: ENV-FRM-HUN1-0083 v05_Sample Condition Upon Receipt
	Effective Date: 05/24/2024

Laboratory receiving samples:

Asheville ☐ Eden ☐ Greenwood ☐ Huntersville ☐ Raleigh ☐ Mechanicsville ☐ Atlanta ☑ Kernersville ☐

Sample Condition Upon Receipt

Client Name: GA Power

Project #:

WO# : 92842872

92842872

Courier: ☐ Fed Ex ☐ UPS ☐ USPS ☑ Client ☐ Commercial ☐ Pace ☐ Other:____

Custody Seal Present? ☐ Yes ☑ No **Seals Intact?** ☐ Yes ☐ No ☑ N/A

Date/Initials Person Examining Contents: 2/9/26 (DW)

Packing Material: ☐ Bubble Wrap ☐ Bubble Bags ☑ None ☐ Other

Biological Tissue Frozen? ☐ Yes ☐ No ☑ N/A

Thermometer: ☑ IR Gun ID: 230

Type of Ice: ☑ Wet ☐ Blue ☐ None

Cooler Temp: 2.3 **Correction Factor:** Add/Subtract (°C) 0.0

Cooler Temp Corrected (°C): 2.3

Temp should be above freezing to 6°C

☐ Samples out of temp criteria. Samples on ice, cooling process has begun

USDA Regulated Soil (☐ N/A, water sample)

Did samples originate in a quarantine zone within the United States: CA, NY, or SC (check maps)? ☐ Yes ☐ No

Did samples originate from a foreign source (internationally, including Hawaii and Puerto Rico)? ☐ Yes ☐ No

				Comments/Discrepancy:
Chain of Custody Present?	☑ Yes	☐ No	☐ N/A	1.
Samples Arrived within Hold Time?	☑ Yes	☐ No	☐ N/A	2.
Short Hold Time Analysis (<72 hr.)?	☐ Yes	☑ No	☐ N/A	3.
Rush Turn Around Time Requested?	☐ Yes	☑ No	☐ N/A	4.
Sufficient Volume?	☑ Yes	☐ No	☐ N/A	5.
Correct Containers Used?	☑ Yes	☐ No	☐ N/A	6.
-Pace Containers Used?	☑ Yes	☐ No	☐ N/A	
Containers Intact?	☑ Yes	☐ No	☐ N/A	7.
Dissolved analysis: Samples Field Filtered?	☐ Yes	☐ No	☑ N/A	8.
Sample Labels Match COC? -Includes Date/Time/ID/Analysis Matrix: W	☑ Yes	☐ No	☐ N/A	9.
Headspace in VOA Vials (>5-6mm)?	☐ Yes	☐ No	☑ N/A	10.
Trip Blank Present?	☐ Yes	☐ No	☑ N/A	11.
Trip Blank Custody Seals Present?	☐ Yes	☐ No	☑ N/A	

COMMENTS/SAMPLE DISCREPANCY

Field Data Required? ☐ Yes ☐ No

Lot ID of split containers:

CLIENT NOTIFICATION/RESOLUTION

Person contacted: _____ Date/Time: _____

Project Manager SCURF Review: _____ **Date:** _____

Project Manager SRF Review: _____ **Date:** _____

Pace

DC#_Title: ENV-FRM-HUN1-0083 v05_Sample Condition Upon Receipt

Effective Date: 05/24/2024

WO#: 92842872
PM: BV Due Date: 02/23/26
CLIENT: 92-GP-BOWLF

*Check mark top half of box if pH and/or dechlorination is verified and within the acceptance range for preservation samples.
Exceptions: VOA, Coliform, TOC, Oil and Grease, DRO/8015 (water) DOC, LLHg
**Bottom half of box is to list number of bottles
***Check all unpreserved Nitrates for chlorine

Project

Laboratory Receiving Location: Asheville ☐ Eden ☐ Greenwood ☐ Huntersville ☐ Raleigh ☐ Mechanicsville ☐ Atlanta ☐ Kernersville ☐

Client _____ Profile/EZ (Circle one) _____ Notes _____

Item#	BP4U-125 mL Plastic Unpreserved (N/A) (Cl-)	BP3U-250 mL Plastic Unpreserved (N/A)	BP2U-500 mL Plastic Unpreserved (N/A)	BP1U-1 liter Plastic Unpreserved (N/A)		BP4S-125 mL Plastic H2SO4 (pH < 2) (Cl-)	BP3N-250 mL plastic HNO3 (pH < 2)	BP4Z-125 mL Plastic ZN Acetate & NaOH (>9)	BP4B-125 mL Plastic NaOH (pH > 12) (Cl-)	WGFU-Wide-mouthed Glass jar Unpreserved	AG1U-1 liter Amber Unpreserved (N/A) (Cl-)	AG1H-1 liter Amber HCl (pH < 2)	AG3U-250 mL Amber Unpreserved (N/A) (Cl-)	AG1S-1 liter Amber H2SO4 (pH < 2)	AG3S-250 mL Amber H2SO4 (pH < 2)	DG94-40 mL Amber NH4Cl (N/A)(Cl-)	DG9H-40 mL VOA HCl (N/A)	VG9T-40 mL VOA Na2S2O3 (N/A)	VG9U-40 mL VOA Unpreserved (N/A)	DG9V-40 mL VOA H3PO4 (N/A)	KP7U-50 mL Plastic Unpreserved (N/A)	V/GK (3 vials per kit)-VPH/Gas kit (N/A)	SP5T-125 mL Sterile Plastic (N/A – lab)	SP2T-250 mL Sterile Plastic (N/A – lab)		BP3R-250 mL Plastic (NH2)2SO4 (9.3-9.7)	AG0U-100 mL Amber Unpreserved (N/A) (Cl-)	VSGU-20 mL Scintillation vials (N/A)	DG9U-40 mL Amber Unpreserved vials (N/A)
CC																													
1		2	1				2✓	1✓																					
2		2	1				2	2✓ 1✓																					
3																													
4																													
5																													
6																													
7																													
8																													
9																													
10																													
11																													
12																													

pH Adjustment Log for Preserved Samples

Sample ID	Type of Preservative	pH upon receipt	Date preservation adjusted	Time preservation adjusted	Amount of Preservative added	Lot #

Note: Whenever there is a discrepancy affecting North Carolina compliance samples, a copy of this form will be sent to the North Carolina DENR Certification Office (i.e. Out of hold, incorrect preservative, out of temp, incorrect containers.

Pace® Location Requested (City/State):

Pace Analytical Charlotte
9800 Kinney Ave. Suite 100, Huntersville, NC 28078

CHAIN-OF-CUSTODY Analytical Request Document

Chain-of-Custody is a LEGAL DOCUMENT - Complete all relevant fields

LAB USE ONLY- Affix Workorder/Login Label Here

Scan QR Code for instructions

Company Name: Georgia Power - Bowen
Street Address:
241 Ralph McGill Blvd NE, Bin 10160, Atlanta, GA 30308

Customer Project #:
Project Name:
Bowen AP-1 CA Injection #2 Month 6
Site Collection Info/Facility ID (as applicable):

Contact/Report To: Kristen Jurinko, Minlao Lu, Marty Crook
Phone #: (470) 217-0008
E-Mail: knjurinx@southernco.com
Cc E-Mail: Laura Midkiff, Ben Hodges, Mike Smilley, Noella Gangi
Invoice to: Account Payable
Invoice E-mail:
georglapowerinvoices@southernco.com
Purchase Order # (if applicable): GPC95642-0007
Quote #:

Time Zone Collected: [ ] AK [ ] PT [ ] MT [ ] CT [X] ET

County / State origin of sample(s): Georgia

Data Deliverables:
[ ] Level II [ ] Level III [ ] Level IV
[ ] EQUIS
[ ] Other

Regulatory Program (DW, RCRA, etc.) as applicable:
Reportable [ ] Yes [ ] No

Rush (Pre-approval required):
[ ] Same Day [ ] 1 Day [ ] 2 Day [ ] 3 Day Other
Date Results Requested:

DW PWSID # or WW Permit # as applicable:
Field Filtered (if applicable): [ ] Yes [ ] No
Analysis:

* Matrix Codes (insert in Matrix box below): Drinking Water (DW), Ground Water (GW), Wastewater (WW), Product (P), Soil/Solid (SS), Oil (OL), Wipe (WP), Tissue (TS), Bioassay (B), Vapor (V), Surface Water (SW), Sediment (SED), Sludge (SL), Caulk (CK), Leachate (LL), Biosolid (BS), Other (OT)

Specify Container Size**: 3 | 2 | 3 | 4 | 3
Identify Container Preservative Type***: 1 | 1 | 1 | 5+6 | 2

**Container Size: (1) 1L, (2) 500mL, (3) 250mL, (4) 125mL, (5) 100mL, (6) 40mL vial, (7) EnCore, (8) TerraCore, (9) 90mL, (10) Other

*** Preservative Types: (1) None, (2) HNO3, (3) H2SO4, (4) HCl, (5) NaOH, (6) Zn Acetate, (7) NaHSO4, (8) Sod. Thiosulfate, (9) Ascorbic Acid, (10) MeOH, (11) Other

Customer Sample ID	Matrix *	Comp / Grab	Composite Start Date	Composite Start Time	Collected or Composite End Date	Collected or Composite End Time	# Cont.	Residual Chlorine Result	Residual Chlorine Units	2320B Total Alkalinity, Bicarbonate Alkalinity	2540C Total Dissolved Solids	300.0-F-, SO4 2-, Cl-	4500S2D Sulfide	*Appendix III/IV Metals + Major Ions							Sample Comment	Preservation non-conformance identified for sample.
BOW-PT-02	WG	G			2/3/26	1244	6			X	X	X	X	X								
BOW-PT-04	WG	G					6			X	X	X	X	X								
BOW-PT-05	WG	G			2/3/26	1121	6			X	X	X	X	X								
BOW-PT-06	WG	G					6			X	X	X	X	X								
BOW-INW-01	WG	G					6			X	X	X	X	X								
BOW-AP1-FD-01	WG	G					6			X	X	X	X	X								
BOW-AP1-FB-01	WQ	G					6			X	X	X	X	X								
BOW-AP1-EB-01	WQ	G					6			X	X	X	X	X								

Lab Use Only:
Proj. Mgr: Bonnie Vang
AcctNum / Client ID:
Table #:
Profile / Template: 16507
Prelog / Bottle Ord. ID: EZ 3355640

Additional Instructions from Pace®:
Task Code: BOW-CCR-CA-20250202
*Appendix III: Boron, Calcium, Chloride, Fluoride, pH, Sulfate, TDS
*Appendix IV: Antimony, Arsenic, Barium, Beryllium, Cadmium, Chromium, Cobalt, Combined Radium, Fluoride, Lead, Lithium, Mercury, Molybdenum, Selenium, Thallium
*Additional Metals: Iron, Magnesium, Manganese, Potassium, Sodium

Collected By: William Laakor, Jay Siewert, Natalie Piparo,
Printed Name: Shannon Northen, Oh Kimhi, Kyle Rhyne
Signature: ENSAFE

Customer Remarks / Special Conditions / Possible Hazards:

Coolers: | Thermometer ID: | Correction Factor (°C): | Obs. Temp. (°C): | Corrected Temp. (°C): | [ ] On Ice

Relinquished by/Company: (Signature)	Date/Time	Received by/Company: (Signature)	Date/Time
Jay Siewert EnSafe	2/6/26 1211	William Pace	2/6/26 1211
William Pace	2/6/26 1720	Charles Hale	2/6/26 1720

Tracking Number:
Delivered by: [ ] In-Person [ ] Courier [ ] FedEx [ ] UPS [ ] Other

Page: 1 of 1

Submitting a sample via this chain of custody constitutes acknowledgment and acceptance of the Pace® Terms and Conditions found at https://www.pacelabs.com/resource-library/resource/pace-terms-and-conditions/

ENV-FRM-CORQ-0019_v02_110123 ©

Field Sampling Forms

Low-Flow Test Report:

Test Date / Time: 5/1/2025 2:11:58 PM
Project: Plant Bowen AP CA Week 1 Performance Monitoring
Operator Name: Natalie Piparo

Location Name: PT-04 **Well Diameter: 2 in** **Casing Type: PVC** **Screen Length: 10 ft** **Top of Screen: 34.88 ft** **Total Depth: 44.88 ft** **Initial Depth to Water: 26.26 ft**	**Pump Type: Geotech Peristaltic** **Tubing Type: LDPE** **Pump Intake From TOC: 39.88 ft** **Estimated Total Volume Pumped: 3125 ml** **Flow Cell Volume: 90 ml** **Final Flow Rate: 125 ml/min** **Final Draw Down: 0.46 ft**	**Instrument Used: Aqua TROLL 400** **Serial Number: 1197755**

Test Notes:
Prepurged 2 L

Low-Flow Readings:

Date Time	Elapsed Time	pH	Temperature	Specific Conductivity	RDO Concentration	Turbidity	ORP	Depth to Water	Salinity	Flow
		+/- 0.1	+/- 1000	+/- 5 %	+/- 10 %	+/- 5	+/- 1000	+/- 0.3	+/- 1000	
5/1/2025 2:11 PM	00:00	7.23 pH	23.09 °C	3,600.2 µS/cm	0.61 mg/L	6.22 NTU	125.2 mV	26.62 ft	1.92 PSU	125.00 ml/min
5/1/2025 2:16 PM	05:00	7.23 pH	22.29 °C	3,662.4 µS/cm	0.49 mg/L	4.88 NTU	102.2 mV	26.65 ft	1.95 PSU	125.00 ml/min
5/1/2025 2:21 PM	10:00	7.24 pH	21.98 °C	3,667.9 µS/cm	0.36 mg/L	3.86 NTU	90.4 mV	26.68 ft	1.96 PSU	125.00 ml/min
5/1/2025 2:26 PM	15:00	7.28 pH	21.77 °C	3,762.4 µS/cm	0.29 mg/L	3.19 NTU	82.3 mV	26.70 ft	2.01 PSU	125.00 ml/min
5/1/2025 2:31 PM	20:00	7.31 pH	21.51 °C	3,815.5 µS/cm	0.26 mg/L	2.80 NTU	75.8 mV	26.71 ft	2.04 PSU	125.00 ml/min
5/1/2025 2:36 PM	25:00	7.33 pH	21.03 °C	3,867.2 µS/cm	0.25 mg/L	2.62 NTU	70.4 mV	26.72 ft	2.07 PSU	125.00 ml/min

Samples

Sample ID:	Description:
PT-04	Metals, Inorganics, Alkalinity, TDS, Sulfide

Low-Flow Test Report:

Test Date / Time: 5/1/2025 2:28:55 PM
Project: Plant Bowen AP CA Week 1 Performance Monitoring
Operator Name: Jay Siewert

Location Name: PT-05 **Well Diameter: 2 in** **Casing Type: PVC** **Screen Length: 10 ft** **Top of Screen: 35.19 ft** **Total Depth: 45.19 ft** **Initial Depth to Water: 25.17 ft**	**Pump Type: Geotech Peristaltic** **Tubing Type: LDPE** **Pump Intake From TOC: 40.19 ft** **Estimated Total Volume Pumped: 9950 ml** **Flow Cell Volume: 90 ml** **Final Flow Rate: 110 ml/min** **Final Draw Down: 1.39 ft**	**Instrument Used: Aqua TROLL 400** **Serial Number: 1202740**

Test Notes:
Pre-purged 4 L.

Low-Flow Readings:

Date Time	Elapsed Time	pH	Temperature	Specific Conductivity	RDO Concentration	Turbidity	ORP	Depth to Water	Salinity	Flow
		+/- 0.1	+/- 100	+/- 5 %	+/- 10 %	+/- 10	+/- 10	+/- 0.3	+/- 10	
5/1/2025 2:28 PM	00:00	6.96 pH	22.00 °C	1,795.8 µS/cm	0.23 mg/L	20.30 NTU	36.5 mV	26.70 ft	0.92 PSU	120.00 ml/min
5/1/2025 2:33 PM	05:00	6.98 pH	21.92 °C	1,797.5 µS/cm	0.22 mg/L	18.00 NTU	110.5 mV	26.70 ft	0.92 PSU	110.00 ml/min
5/1/2025 2:38 PM	10:00	6.98 pH	21.52 °C	1,791.5 µS/cm	0.21 mg/L	15.30 NTU	129.1 mV	26.70 ft	0.92 PSU	110.00 ml/min
5/1/2025 2:43 PM	15:00	6.98 pH	21.34 °C	1,775.4 µS/cm	0.21 mg/L	14.00 NTU	137.3 mV	26.70 ft	0.91 PSU	110.00 ml/min
5/1/2025 2:48 PM	20:00	6.96 pH	21.57 °C	1,774.9 µS/cm	0.21 mg/L	12.80 NTU	128.7 mV	26.70 ft	0.91 PSU	110.00 ml/min
5/1/2025 2:53 PM	25:00	6.98 pH	21.62 °C	1,762.8 µS/cm	0.21 mg/L	13.00 NTU	123.0 mV	26.71 ft	0.90 PSU	110.00 ml/min
5/1/2025 2:58 PM	30:00	6.98 pH	21.54 °C	1,766.8 µS/cm	0.21 mg/L	14.20 NTU	118.5 mV	26.71 ft	0.91 PSU	110.00 ml/min
5/1/2025 3:03 PM	35:00	6.97 pH	21.35 °C	1,766.3 µS/cm	0.21 mg/L	13.00 NTU	121.0 mV	26.71 ft	0.90 PSU	110.00 ml/min
5/1/2025 3:08 PM	40:00	6.97 pH	21.87 °C	1,772.5 µS/cm	0.20 mg/L	12.90 NTU	115.8 mV	26.69 ft	0.91 PSU	110.00 ml/min
5/1/2025 3:13 PM	45:00	6.97 pH	23.03 °C	1,764.9 µS/cm	0.20 mg/L	11.20 NTU	109.3 mV	26.67 ft	0.90 PSU	110.00 ml/min
5/1/2025 3:18 PM	50:00	6.97 pH	23.24 °C	1,764.4 µS/cm	0.19 mg/L	10.68 NTU	120.1 mV	26.65 ft	0.90 PSU	110.00 ml/min
5/1/2025 3:23 PM	55:00	6.96 pH	23.64 °C	1,760.8 µS/cm	0.19 mg/L	10.71 NTU	132.4 mV	26.63 ft	0.90 PSU	110.00 ml/min
5/1/2025 3:28 PM	01:00:00	6.96 pH	23.17 °C	1,767.7 µS/cm	0.19 mg/L	10.76 NTU	158.1 mV	26.61 ft	0.91 PSU	110.00 ml/min
5/1/2025 3:33 PM	01:05:00	6.95 pH	23.02 °C	1,750.9 µS/cm	0.18 mg/L	7.26 NTU	169.8 mV	26.57 ft	0.90 PSU	110.00 ml/min
5/1/2025 3:38 PM	01:10:00	6.95 pH	22.90 °C	1,760.8 µS/cm	0.18 mg/L	7.11 NTU	163.1 mV	26.56 ft	0.90 PSU	110.00 ml/min

5/1/2025 3:43 PM	01:15:00	6.94 pH	22.89 °C	1,779.1 µS/cm	0.17 mg/L	5.49 NTU	170.9 mV	26.57 ft	0.91 PSU	110.00 ml/min
5/1/2025 3:48 PM	01:20:00	6.93 pH	22.32 °C	1,774.1 µS/cm	0.16 mg/L	4.68 NTU	194.3 mV	26.57 ft	0.91 PSU	110.00 ml/min
5/1/2025 3:53 PM	01:25:00	6.94 pH	22.07 °C	1,768.0 µS/cm	0.16 mg/L	4.74 NTU	202.7 mV	26.56 ft	0.91 PSU	110.00 ml/min
5/1/2025 3:58 PM	01:30:00	6.94 pH	21.76 °C	1,782.7 µS/cm	0.16 mg/L	4.58 NTU	197.7 mV	26.56 ft	0.91 PSU	110.00 ml/min

Samples

Sample ID:	Description:
PT-05	Metals, Inorganics, Alkalinity, TDS, Sulfide

Low-Flow Test Report:

Test Date / Time: 5/2/2025 9:52:27 AM
Project: Plant Bowen AP CA Week 1 Performance Monitoring
Operator Name: Natalie Piparo

Location Name: INW-01 **Well Diameter: 2 in** **Casing Type: PVC** **Screen Length: 10 ft** **Top of Screen: 34.92 ft** **Total Depth: 44.92 ft** **Initial Depth to Water: 26.44 ft**	**Pump Type: Geotech Peristaltic** **Tubing Type: LDPE** **Pump Intake From TOC: 39.92 ft** **Estimated Total Volume Pumped: 2500 ml** **Flow Cell Volume: 90 ml** **Final Flow Rate: 100 ml/min** **Final Draw Down: 0.06 ft**	**Instrument Used: Aqua TROLL 400** **Serial Number: 1197755**

Test Notes:
Prepurged 2 L

Low-Flow Readings:

Date Time	Elapsed Time	pH	Temperature	Specific Conductivity	RDO Concentration	Turbidity	ORP	Depth to Water	Salinity	Flow
		+/- 0.1	+/- 1000	+/- 5 %	+/- 10 %	+/- 5	+/- 1000	+/- 0.3	+/- 1000	
5/2/2025 9:52 AM	00:00	7.22 pH	21.01 °C	3,752.8 µS/cm	0.82 mg/L	0.20 NTU	136.5 mV	26.45 ft	2.00 PSU	100.00 ml/min
5/2/2025 9:57 AM	05:00	7.22 pH	20.43 °C	3,914.0 µS/cm	0.55 mg/L	0.12 NTU	181.3 mV	26.48 ft	2.09 PSU	100.00 ml/min
5/2/2025 10:02 AM	10:00	7.26 pH	20.39 °C	3,777.4 µS/cm	0.43 mg/L	0.37 NTU	123.1 mV	26.49 ft	2.02 PSU	100.00 ml/min
5/2/2025 10:07 AM	15:00	7.26 pH	20.47 °C	3,838.6 µS/cm	0.36 mg/L	0.30 NTU	104.4 mV	26.49 ft	2.05 PSU	100.00 ml/min
5/2/2025 10:12 AM	20:00	7.27 pH	20.47 °C	3,816.9 µS/cm	0.33 mg/L	0.19 NTU	86.6 mV	26.50 ft	2.04 PSU	100.00 ml/min
5/2/2025 10:17 AM	25:00	7.26 pH	20.43 °C	3,816.6 µS/cm	0.30 mg/L	0.12 NTU	76.4 mV	26.50 ft	2.04 PSU	100.00 ml/min

Samples

Sample ID:	Description:
INW-01	Metals, Inorganics, Alkalinity, TDS, Sulfide
FD-01	Metals, Inorganics, Alkalinity, TDS, Sulfide

Created using VuSitu from In-Situ, Inc.

Low-Flow Test Report:

Test Date / Time: 5/2/2025 11:51:41 AM
Project: Plant Bowen AP CA Week 1 Performance Monitoring
Operator Name: Jay Siewert

Location Name: PT-06 **Well Diameter: 2 in** **Casing Type: PVC** **Screen Length: 10 ft** **Top of Screen: 33.86 ft** **Total Depth: 43.86 ft** **Initial Depth to Water: 25.95 ft**	**Pump Type: QED Bladder** **Tubing Type: LDPE** **Pump Intake From TOC: 38.86 ft** **Estimated Total Volume Pumped: 13750 ml** **Flow Cell Volume: 90 ml** **Final Flow Rate: 100 ml/min** **Final Draw Down: 3.93 ft**	**Instrument Used: Aqua TROLL 400** **Serial Number: 1202740**

Test Notes:
Pre-purged 12.5 L. Highly turbid water during pre-purge.

Low-Flow Readings:

Date Time	Elapsed Time	pH	Temperature	Specific Conductivity	RDO Concentration	Turbidity	ORP	Depth to Water	Salinity	Flow
		+/- 0.1	+/- 100	+/- 5 %	+/- 10 %	+/- 10	+/- 10	+/- 0.3	+/- 10	
5/2/2025 11:51 AM	00:00	7.08 pH	26.31 °C	2,269.8 µS/cm	1.12 mg/L	10.27 NTU	83.9 mV	28.92 ft	1.18 PSU	110.00 ml/min
5/2/2025 11:56 AM	05:00	7.07 pH	22.59 °C	2,444.9 µS/cm	0.29 mg/L	9.69 NTU	331.6 mV	28.86 ft	1.27 PSU	110.00 ml/min
5/2/2025 12:01 PM	10:00	7.07 pH	20.89 °C	2,484.2 µS/cm	0.26 mg/L	7.91 NTU	414.5 mV	28.77 ft	1.30 PSU	110.00 ml/min
5/2/2025 12:06 PM	15:00	7.07 pH	20.16 °C	2,500.9 µS/cm	0.24 mg/L	7.46 NTU	427.1 mV	28.79 ft	1.30 PSU	110.00 ml/min
5/2/2025 12:11 PM	20:00	7.06 pH	19.64 °C	2,517.7 µS/cm	0.22 mg/L	7.53 NTU	420.1 mV	28.90 ft	1.31 PSU	110.00 ml/min
5/2/2025 12:16 PM	25:00	7.07 pH	19.62 °C	2,523.1 µS/cm	0.21 mg/L	7.28 NTU	410.8 mV	29.04 ft	1.32 PSU	100.00 ml/min
5/2/2025 12:21 PM	30:00	7.06 pH	20.60 °C	2,521.6 µS/cm	0.19 mg/L	7.05 NTU	398.9 mV	29.08 ft	1.32 PSU	100.00 ml/min
5/2/2025 12:26 PM	35:00	7.07 pH	20.54 °C	2,487.2 µS/cm	0.18 mg/L	6.88 NTU	398.5 mV	29.14 ft	1.30 PSU	100.00 ml/min
5/2/2025 12:31 PM	40:00	7.08 pH	20.40 °C	2,395.0 µS/cm	0.16 mg/L	9.08 NTU	388.6 mV	29.20 ft	1.25 PSU	100.00 ml/min
5/2/2025 12:36 PM	45:00	7.07 pH	20.18 °C	2,396.4 µS/cm	0.15 mg/L	8.70 NTU	384.8 mV	29.24 ft	1.25 PSU	100.00 ml/min
5/2/2025 12:41 PM	50:00	7.07 pH	19.85 °C	2,415.3 µS/cm	0.15 mg/L	7.94 NTU	376.7 mV	29.29 ft	1.26 PSU	100.00 ml/min
5/2/2025 12:46 PM	55:00	7.07 pH	19.95 °C	2,417.9 µS/cm	0.14 mg/L	7.83 NTU	378.5 mV	29.35 ft	1.26 PSU	100.00 ml/min
5/2/2025 12:51 PM	01:00:00	7.07 pH	20.30 °C	2,406.6 µS/cm	0.13 mg/L	7.14 NTU	360.9 mV	29.42 ft	1.25 PSU	100.00 ml/min
5/2/2025 12:56 PM	01:05:00	7.07 pH	20.38 °C	2,416.6 µS/cm	0.12 mg/L	6.93 NTU	354.7 mV	29.51 ft	1.26 PSU	100.00 ml/min
5/2/2025 1:01 PM	01:10:00	7.07 pH	20.62 °C	2,411.6 µS/cm	0.12 mg/L	6.80 NTU	373.4 mV	29.55 ft	1.26 PSU	100.00 ml/min

5/2/2025 1:06 PM	01:15:00	7.07 pH	20.83 °C	2,399.7 µS/cm	0.11 mg/L	6.74 NTU	375.4 mV	29.59 ft	1.25 PSU	100.00 ml/min
5/2/2025 1:11 PM	01:20:00	7.07 pH	20.70 °C	2,406.0 µS/cm	0.11 mg/L	6.67 NTU	391.0 mV	29.63 ft	1.25 PSU	100.00 ml/min
5/2/2025 1:16 PM	01:25:00	7.07 pH	20.98 °C	2,403.5 µS/cm	0.11 mg/L	6.93 NTU	399.7 mV	29.66 ft	1.25 PSU	100.00 ml/min
5/2/2025 1:21 PM	01:30:00	7.07 pH	20.42 °C	2,402.8 µS/cm	0.11 mg/L	6.99 NTU	408.7 mV	29.67 ft	1.25 PSU	100.00 ml/min
5/2/2025 1:26 PM	01:35:00	7.07 pH	20.12 °C	2,410.0 µS/cm	0.11 mg/L	7.18 NTU	417.6 mV	29.73 ft	1.25 PSU	100.00 ml/min
5/2/2025 1:31 PM	01:40:00	7.07 pH	19.87 °C	2,416.3 µS/cm	0.12 mg/L	7.27 NTU	411.8 mV	29.76 ft	1.26 PSU	100.00 ml/min
5/2/2025 1:36 PM	01:45:00	7.07 pH	19.73 °C	2,425.8 µS/cm	0.12 mg/L	7.38 NTU	400.6 mV	29.80 ft	1.26 PSU	100.00 ml/min
5/2/2025 1:41 PM	01:50:00	7.07 pH	19.69 °C	2,444.3 µS/cm	0.12 mg/L	6.58 NTU	389.0 mV	29.83 ft	1.27 PSU	100.00 ml/min
5/2/2025 1:46 PM	01:55:00	7.07 pH	19.72 °C	2,438.2 µS/cm	0.11 mg/L	6.14 NTU	382.9 mV	29.85 ft	1.27 PSU	100.00 ml/min
5/2/2025 1:51 PM	02:00:00	7.06 pH	19.73 °C	2,456.6 µS/cm	0.12 mg/L	5.39 NTU	378.2 mV	29.86 ft	1.28 PSU	100.00 ml/min
5/2/2025 1:56 PM	02:05:00	7.06 pH	19.95 °C	2,478.3 µS/cm	0.11 mg/L	5.88 NTU	382.3 mV	29.87 ft	1.29 PSU	100.00 ml/min
5/2/2025 2:01 PM	02:10:00	7.06 pH	20.26 °C	2,493.3 µS/cm	0.11 mg/L	5.70 NTU	387.9 mV	29.87 ft	1.30 PSU	100.00 ml/min
5/2/2025 2:06 PM	02:15:00	7.06 pH	20.30 °C	2,486.5 µS/cm	0.11 mg/L	4.90 NTU	380.7 mV	29.88 ft	1.30 PSU	100.00 ml/min

Samples

Sample ID:	Description:
PT-06	Metals, Inorganics, Alkalinity, TDS, Sulfide

Low-Flow Test Report:

Test Date / Time: 5/2/2025 11:56:24 AM
Project: Plant Bowen AP CA Week 1 Performance Monitoring
Operator Name: Natalie Piparo

Location Name: PT-02 **Well Diameter: 2 in** **Casing Type: PVC** **Screen Length: 10 ft** **Top of Screen: 33.65 ft** **Total Depth: 43.65 ft** **Initial Depth to Water: 29.54 ft**	**Pump Type: Geotech Peristaltic** **Tubing Type: LDPE** **Pump Intake From TOC: 38.65 ft** **Estimated Total Volume Pumped: 2875 ml** **Flow Cell Volume: 90 ml** **Final Flow Rate: 115 ml/min** **Final Draw Down: 0.11 ft**	**Instrument Used: Aqua TROLL 400** **Serial Number: 1197755**

Test Notes:
Prepurged 2 L

Low-Flow Readings:

Date Time	Elapsed Time	pH	Temperature	Specific Conductivity	RDO Concentration	Turbidity	ORP	Depth to Water	Salinity	Flow
		+/- 0.1	+/- 1000	+/- 5 %	+/- 10 %	+/- 5	+/- 1000	+/- 0.3	+/- 1000	
5/2/2025 11:56 AM	00:00	7.25 pH	22.11 °C	3,038.0 µS/cm	0.50 mg/L	2.77 NTU	0.2 mV	29.65 ft	1.60 PSU	115.00 ml/min
5/2/2025 12:01 PM	05:00	7.25 pH	21.47 °C	3,152.2 µS/cm	0.41 mg/L	1.56 NTU	8.8 mV	29.65 ft	1.67 PSU	115.00 ml/min
5/2/2025 12:06 PM	10:00	7.25 pH	21.19 °C	3,179.3 µS/cm	0.35 mg/L	1.57 NTU	12.1 mV	29.65 ft	1.68 PSU	115.00 ml/min
5/2/2025 12:11 PM	15:00	7.24 pH	20.92 °C	3,189.9 µS/cm	0.31 mg/L	1.41 NTU	10.6 mV	29.65 ft	1.69 PSU	115.00 ml/min
5/2/2025 12:16 PM	20:00	7.23 pH	20.95 °C	3,184.3 µS/cm	0.29 mg/L	1.35 NTU	9.3 mV	29.65 ft	1.68 PSU	115.00 ml/min
5/2/2025 12:21 PM	25:00	7.21 pH	21.47 °C	3,175.9 µS/cm	0.28 mg/L	1.14 NTU	7.5 mV	29.65 ft	1.68 PSU	115.00 ml/min

Samples

Sample ID:	Description:
PT-02	Metals, Inorganics, Alkalinity, TDS, Sulfide

Low-Flow Test Report:

Test Date / Time: 5/15/2025 11:53:08 AM
Project: Plant Bowen AP CA Week 3 Performance Monitoring
Operator Name: Natalie Piparo

Location Name: PT-05 **Well Diameter: 2 in** **Casing Type: PVC** **Screen Length: 10 ft** **Top of Screen: 35.19 ft** **Total Depth: 45.19 ft** **Initial Depth to Water: 25.11 ft**	**Pump Type: QED Dedicated** **Tubing Type: LDPE** **Pump Intake From TOC: 40.19 ft** **Estimated Total Volume Pumped: 5950 ml** **Flow Cell Volume: 90 ml** **Final Flow Rate: 140 ml/min** **Final Draw Down: 0.59 ft**	**Instrument Used: Aqua TROLL 400** **Serial Number: 1197755**

Test Notes:
Prepurged 2 L

Low-Flow Readings:

Date Time	Elapsed Time	pH	Temperature	Specific Conductivity	RDO Concentration	Turbidity	ORP	Depth to Water	Salinity	Flow
		+/- 0.1	+/- 1000	+/- 5 %	+/- 10 %	+/- 5	+/- 1000	+/- 0.3	+/- 1000	
5/15/2025 11:53 AM	00:00	6.92 pH	20.52 °C	1,626.9 µS/cm	0.89 mg/L	10.16 NTU	-19.3 mV	25.53 ft	0.83 PSU	105.00 ml/min
5/15/2025 11:58 AM	05:00	6.92 pH	20.61 °C	1,637.1 µS/cm	0.71 mg/L	9.74 NTU	-16.6 mV	25.54 ft	0.84 PSU	105.00 ml/min
5/15/2025 12:03 PM	10:00	6.93 pH	20.46 °C	1,646.6 µS/cm	0.58 mg/L	7.11 NTU	-17.6 mV	25.53 ft	0.84 PSU	105.00 ml/min
5/15/2025 12:08 PM	15:00	6.92 pH	20.77 °C	1,645.9 µS/cm	0.54 mg/L	6.18 NTU	-20.3 mV	25.52 ft	0.84 PSU	105.00 ml/min
5/15/2025 12:13 PM	20:00	6.93 pH	21.14 °C	1,630.1 µS/cm	0.51 mg/L	5.91 NTU	-21.8 mV	25.48 ft	0.83 PSU	105.00 ml/min
5/15/2025 12:18 PM	25:00	6.93 pH	21.55 °C	1,614.6 µS/cm	0.50 mg/L	5.08 NTU	-23.0 mV	25.47 ft	0.82 PSU	105.00 ml/min
5/15/2025 12:23 PM	30:00	6.93 pH	21.72 °C	1,602.0 µS/cm	0.49 mg/L	4.24 NTU	-23.6 mV	25.54 ft	0.82 PSU	140.00 ml/min
5/15/2025 12:28 PM	35:00	6.93 pH	21.28 °C	1,592.5 µS/cm	0.53 mg/L	4.29 NTU	-22.9 mV	25.58 ft	0.81 PSU	140.00 ml/min
5/15/2025 12:33 PM	40:00	6.93 pH	21.31 °C	1,583.8 µS/cm	0.42 mg/L	4.16 NTU	-23.5 mV	25.63 ft	0.81 PSU	140.00 ml/min
5/15/2025 12:38 PM	45:00	6.94 pH	20.80 °C	1,580.9 µS/cm	0.38 mg/L	3.68 NTU	-23.3 mV	25.68 ft	0.81 PSU	140.00 ml/min
5/15/2025 12:43 PM	50:00	6.94 pH	20.66 °C	1,587.5 µS/cm	0.38 mg/L	3.22 NTU	-23.5 mV	25.70 ft	0.81 PSU	140.00 ml/min

Samples

Sample ID:	Description:
PT-05	Metals, Inorganics, Alkalinity, TDS

Created using VuSitu from In-Situ, Inc.

Low-Flow Test Report:

Test Date / Time: 5/15/2025 1:30:25 PM
Project: Plant Bowen AP CA Week 3 Performance Monitoring
Operator Name: Jay Siewert

Location Name: PT-06 **Well Diameter: 2 in** **Casing Type: PVC** **Screen Length: 10 ft** **Top of Screen: 34.92 ft** **Total Depth: 44.92 ft** **Initial Depth to Water: 24.92 ft**	**Pump Type: QED Dedicated** **Tubing Type: LDPE** **Pump Intake From TOC: 39.92 ft** **Estimated Total Volume Pumped: 9750 ml** **Flow Cell Volume: 90 ml** **Final Flow Rate: 130 ml/min** **Final Draw Down: 5.78 ft**	**Instrument Used: Aqua TROLL 400** **Serial Number: 1202740**

Test Notes:
Pre-purged 9 L

Low-Flow Readings:

Date Time	Elapsed Time	pH	Temperature	Specific Conductivity	RDO Concentration	Turbidity	ORP	Depth to Water	Salinity	Flow
		+/- 0.1	+/- 10	+/- 5 %	+/- 10 %	+/- 5	+/- 10	+/- 0.3	+/- 100	
5/15/2025 1:30 PM	00:00	7.08 pH	19.70 °C	1,446.2 µS/cm	0.25 mg/L	13.18 NTU	58.4 mV	30.20 ft	0.73 PSU	130.00 ml/min
5/15/2025 1:35 PM	05:00	7.08 pH	19.91 °C	1,505.7 µS/cm	0.24 mg/L	10.27 NTU	167.3 mV	30.25 ft	0.77 PSU	130.00 ml/min
5/15/2025 1:40 PM	10:00	7.07 pH	19.91 °C	1,561.5 µS/cm	0.24 mg/L	9.74 NTU	239.1 mV	30.33 ft	0.79 PSU	130.00 ml/min
5/15/2025 1:45 PM	15:00	7.07 pH	20.00 °C	1,595.5 µS/cm	0.24 mg/L	9.30 NTU	274.2 mV	30.40 ft	0.81 PSU	130.00 ml/min
5/15/2025 1:50 PM	20:00	7.07 pH	19.91 °C	1,642.7 µS/cm	0.23 mg/L	9.08 NTU	300.1 mV	30.46 ft	0.84 PSU	130.00 ml/min
5/15/2025 1:55 PM	25:00	7.06 pH	19.92 °C	1,688.0 µS/cm	0.23 mg/L	8.98 NTU	373.3 mV	30.50 ft	0.86 PSU	130.00 ml/min
5/15/2025 2:00 PM	30:00	7.06 pH	19.86 °C	1,714.9 µS/cm	0.24 mg/L	7.99 NTU	349.0 mV	30.54 ft	0.88 PSU	130.00 ml/min
5/15/2025 2:05 PM	35:00	7.06 pH	19.86 °C	1,758.7 µS/cm	0.23 mg/L	6.44 NTU	381.8 mV	30.57 ft	0.90 PSU	130.00 ml/min
5/15/2025 2:10 PM	40:00	7.05 pH	19.82 °C	1,797.9 µS/cm	0.24 mg/L	6.01 NTU	406.1 mV	30.60 ft	0.92 PSU	130.00 ml/min
5/15/2025 2:15 PM	45:00	7.05 pH	19.95 °C	1,824.9 µS/cm	0.23 mg/L	5.94 NTU	427.4 mV	30.62 ft	0.94 PSU	130.00 ml/min
5/15/2025 2:20 PM	50:00	7.05 pH	20.06 °C	1,853.1 µS/cm	0.23 mg/L	5.44 NTU	434.8 mV	30.65 ft	0.95 PSU	130.00 ml/min
5/15/2025 2:25 PM	55:00	7.05 pH	20.23 °C	1,883.3 µS/cm	0.23 mg/L	4.76 NTU	441.4 mV	30.69 ft	0.97 PSU	130.00 ml/min
5/15/2025 2:30 PM	01:00:00	7.04 pH	20.09 °C	1,911.2 µS/cm	0.22 mg/L	5.09 NTU	466.1 mV	30.71 ft	0.98 PSU	130.00 ml/min
5/15/2025 2:35 PM	01:05:00	7.04 pH	20.40 °C	1,936.1 µS/cm	0.23 mg/L	4.58 NTU	479.4 mV	30.72 ft	1.00 PSU	130.00 ml/min
5/15/2025 2:40 PM	01:10:00	7.04 pH	20.45 °C	1,985.5 µS/cm	0.22 mg/L	3.84 NTU	493.2 mV	30.69 ft	1.02 PSU	130.00 ml/min

5/15/2025 2:45 PM	01:15:00	7.04 pH	20.27 °C	2,025.2 µS/cm	0.23 mg/L	3.30 NTU	499.7 mV	30.70 ft	1.04 PSU	130.00 ml/min

Samples

Sample ID:	Description:
PT-06	Metals, Inorganics, Alkalinity, TDS

Created using VuSitu from In-Situ, Inc.

Low-Flow Test Report:

Test Date / Time: 5/15/2025 1:50:12 PM
Project: Plant Bowen AP CA Week 3 Performance Monitoring
Operator Name: Natalie Piparo

Location Name: PT-02 **Well Diameter: 2 in** **Casing Type: PVC** **Screen Length: 10 ft** **Top of Screen: 33.65 ft** **Total Depth: 43.65 ft** **Initial Depth to Water: 28.5 ft**	**Pump Type: QED Dedicated** **Tubing Type: LDPE** **Pump Intake From TOC: 38.65 ft** **Estimated Total Volume Pumped: 5000 ml** **Flow Cell Volume: 90 ml** **Final Flow Rate: 125 ml/min** **Final Draw Down: 0.09 ft**	**Instrument Used: Aqua TROLL 400** **Serial Number: 1197755**

Test Notes:
Prepurged 2 L

Low-Flow Readings:

Date Time	Elapsed Time	pH	Temperature	Specific Conductivity	RDO Concentration	Turbidity	ORP	Depth to Water	Salinity	Flow
		+/- 0.1	+/- 1000	+/- 5 %	+/- 10 %	+/- 5	+/- 1000	+/- 0.3	+/- 1000	
5/15/2025 1:50 PM	00:00	7.03 pH	23.87 °C	2,063.2 µS/cm	0.90 mg/L	2.66 NTU	32.4 mV	28.57 ft	1.07 PSU	125.00 ml/min
5/15/2025 1:55 PM	05:00	7.00 pH	21.36 °C	2,115.1 µS/cm	0.65 mg/L	2.14 NTU	31.7 mV	28.58 ft	1.09 PSU	125.00 ml/min
5/15/2025 2:00 PM	10:00	6.99 pH	20.92 °C	2,090.1 µS/cm	0.64 mg/L	2.25 NTU	28.3 mV	28.59 ft	1.08 PSU	125.00 ml/min
5/15/2025 2:05 PM	15:00	6.99 pH	20.77 °C	2,043.4 µS/cm	0.64 mg/L	1.73 NTU	28.3 mV	28.59 ft	1.05 PSU	125.00 ml/min
5/15/2025 2:10 PM	20:00	6.98 pH	20.68 °C	1,992.7 µS/cm	0.69 mg/L	1.81 NTU	28.7 mV	28.59 ft	1.03 PSU	125.00 ml/min
5/15/2025 2:15 PM	25:00	6.99 pH	20.65 °C	1,960.6 µS/cm	0.73 mg/L	1.68 NTU	29.0 mV	28.59 ft	1.01 PSU	125.00 ml/min
5/15/2025 2:20 PM	30:00	6.98 pH	20.64 °C	1,916.5 µS/cm	0.77 mg/L	1.45 NTU	29.5 mV	28.59 ft	0.99 PSU	125.00 ml/min
5/15/2025 2:25 PM	35:00	6.97 pH	20.91 °C	1,879.4 µS/cm	0.79 mg/L	1.34 NTU	29.9 mV	28.59 ft	0.97 PSU	125.00 ml/min
5/15/2025 2:30 PM	40:00	6.98 pH	20.78 °C	1,862.3 µS/cm	0.81 mg/L	1.22 NTU	29.7 mV	28.59 ft	0.96 PSU	125.00 ml/min

Samples

Sample ID:	Description:
PT-02	Metals, Inorganics, Alkalinity, TDS
FD-01	Metals, Inorganics, Alkalinity, TDS

Created using VuSitu from In-Situ, Inc.

Low-Flow Test Report:

Test Date / Time: 5/16/2025 10:23:53 AM
Project: Plant Bowen AP CA Week 3 Performance Monitoring
Operator Name: Jay Siewert

Location Name: INW-01 **Well Diameter: 2 in** **Casing Type: PVC** **Screen Length: 15 ft** **Top of Screen: 29.92 ft** **Total Depth: 44.92 ft** **Initial Depth to Water: 25.74 ft**	**Pump Type: QED Dedicated** **Tubing Type: LDPE** **Pump Intake From TOC: 37.42 ft** **Estimated Total Volume Pumped: 3500 ml** **Flow Cell Volume: 90 ml** **Final Flow Rate: 140 ml/min** **Final Draw Down: 0.06 ft**	**Instrument Used: Aqua TROLL 400** **Serial Number: 1202740**

Test Notes:
Pre-purged 3 L

Low-Flow Readings:

Date Time	Elapsed Time	pH	Temperature	Specific Conductivity	RDO Concentration	Turbidity	ORP	Depth to Water	Salinity	Flow
		+/- 0.1	+/- 5	+/- 5 %	+/- 10 %	+/- 5	+/- 10	+/- 0.3	+/- 10	
5/16/2025 10:23 AM	00:00	6.99 pH	19.91 °C	2,675.9 µS/cm	0.45 mg/L	0.53 NTU	156.6 mV	25.78 ft	1.40 PSU	140.00 ml/min
5/16/2025 10:28 AM	05:00	7.05 pH	19.95 °C	2,714.9 µS/cm	0.42 mg/L	0.70 NTU	416.5 mV	25.78 ft	1.42 PSU	140.00 ml/min
5/16/2025 10:33 AM	10:00	7.05 pH	19.85 °C	2,715.7 µS/cm	0.38 mg/L	0.34 NTU	460.9 mV	25.79 ft	1.42 PSU	140.00 ml/min
5/16/2025 10:38 AM	15:00	7.05 pH	19.87 °C	2,708.7 µS/cm	0.34 mg/L	0.27 NTU	473.5 mV	25.79 ft	1.42 PSU	140.00 ml/min
5/16/2025 10:43 AM	20:00	7.05 pH	19.87 °C	2,703.3 µS/cm	0.30 mg/L	0.21 NTU	460.2 mV	25.80 ft	1.42 PSU	140.00 ml/min
5/16/2025 10:48 AM	25:00	7.05 pH	19.95 °C	2,700.0 µS/cm	0.27 mg/L	0.08 NTU	446.7 mV	25.80 ft	1.41 PSU	140.00 ml/min

Samples

Sample ID:	Description:
INW-01	Metals, Inorganics, Alkalinity, TDS

Created using VuSitu from In-Situ, Inc.

Low-Flow Test Report:

Test Date / Time: 5/16/2025 10:30:15 AM
Project: Plant Bowen AP CA Week 3 Performance Monitoring
Operator Name: Natalie Piparo

Location Name: PT-04 **Well Diameter: 2 in** **Casing Type: PVC** **Screen Length: 10 ft** **Top of Screen: 34.88 ft** **Total Depth: 44.88 ft** **Initial Depth to Water: 25.57 ft**	**Pump Type: QED Dedicated** **Tubing Type: LDPE** **Pump Intake From TOC: 39.88 ft** **Estimated Total Volume Pumped: 8225 ml** **Flow Cell Volume: 90 ml** **Final Flow Rate: 110 ml/min** **Final Draw Down: 0.32 ft**	**Instrument Used: Aqua TROLL 400** **Serial Number: 1197755**

Test Notes:
Prepurged 4 L

Low-Flow Readings:

Date Time	Elapsed Time	pH	Temperature	Specific Conductivity	RDO Concentration	Turbidity	ORP	Depth to Water	Salinity	Flow
		+/- 0.1	+/- 1000	+/- 5 %	+/- 10 %	+/- 5	+/- 1000	+/- 0.3	+/- 1000	
5/16/2025 10:30 AM	00:00	7.04 pH	22.31 °C	2,770.9 µS/cm	0.46 mg/L	13.40 NTU	121.0 mV	25.86 ft	1.45 PSU	125.00 ml/min
5/16/2025 10:35 AM	05:00	7.04 pH	20.14 °C	2,859.9 µS/cm	0.38 mg/L	12.09 NTU	34.3 mV	25.86 ft	1.50 PSU	125.00 ml/min
5/16/2025 10:40 AM	10:00	7.04 pH	20.05 °C	2,861.9 µS/cm	0.36 mg/L	11.41 NTU	21.4 mV	25.86 ft	1.50 PSU	125.00 ml/min
5/16/2025 10:45 AM	15:00	7.04 pH	19.94 °C	2,862.8 µS/cm	0.34 mg/L	10.70 NTU	12.7 mV	25.87 ft	1.50 PSU	125.00 ml/min
5/16/2025 10:50 AM	20:00	7.04 pH	20.12 °C	2,854.7 µS/cm	0.33 mg/L	9.60 NTU	7.5 mV	25.87 ft	1.50 PSU	125.00 ml/min
5/16/2025 10:55 AM	25:00	7.04 pH	20.04 °C	2,842.3 µS/cm	0.31 mg/L	8.83 NTU	3.5 mV	25.87 ft	1.49 PSU	125.00 ml/min
5/16/2025 11:00 AM	30:00	7.04 pH	20.45 °C	2,834.0 µS/cm	0.30 mg/L	7.77 NTU	-0.0 mV	25.87 ft	1.49 PSU	125.00 ml/min
5/16/2025 11:05 AM	35:00	7.04 pH	20.28 °C	2,838.8 µS/cm	0.29 mg/L	6.79 NTU	-0.6 mV	25.87 ft	1.49 PSU	110.00 ml/min
5/16/2025 11:10 AM	40:00	7.05 pH	20.24 °C	2,818.6 µS/cm	0.29 mg/L	6.54 NTU	-1.8 mV	25.88 ft	1.48 PSU	110.00 ml/min
5/16/2025 11:15 AM	45:00	7.05 pH	19.95 °C	2,818.4 µS/cm	0.26 mg/L	6.24 NTU	-2.6 mV	25.88 ft	1.48 PSU	110.00 ml/min
5/16/2025 11:20 AM	50:00	7.05 pH	19.86 °C	2,815.7 µS/cm	0.26 mg/L	5.99 NTU	-3.5 mV	25.88 ft	1.48 PSU	110.00 ml/min
5/16/2025 11:25 AM	55:00	7.05 pH	19.83 °C	2,806.1 µS/cm	0.25 mg/L	5.47 NTU	-3.8 mV	25.88 ft	1.47 PSU	110.00 ml/min
5/16/2025 11:30 AM	01:00:00	7.05 pH	19.84 °C	2,801.3 µS/cm	0.24 mg/L	4.98 NTU	-4.1 mV	25.89 ft	1.47 PSU	110.00 ml/min
5/16/2025 11:35 AM	01:05:00	7.05 pH	20.01 °C	2,791.9 µS/cm	0.24 mg/L	3.60 NTU	-4.9 mV	25.89 ft	1.46 PSU	110.00 ml/min
5/16/2025 11:40 AM	01:10:00	7.05 pH	20.42 °C	2,783.0 µS/cm	0.24 mg/L	3.93 NTU	-5.4 mV	25.89 ft	1.46 PSU	110.00 ml/min

Samples

Sample ID:	Description:
PT-04	Metals, Inorganics, Alkalinity, TDS

Low-Flow Test Report:

Test Date / Time: 6/17/2025 11:15:10 AM
Project: Plant Bowen AP CA Month 2 Performance Monitoring
Operator Name: Jay Siewert

Location Name: PT-06 **Well Diameter: 2 in** **Casing Type: PVC** **Screen Length: 10 ft** **Top of Screen: 33.86 ft** **Total Depth: 43.86 ft** **Initial Depth to Water: 26.38 ft**	**Pump Type: QED Dedicated** **Tubing Type: LDPE** **Pump Intake From TOC: 38.86 ft** **Estimated Total Volume Pumped: 2920.75 ml** **Flow Cell Volume: 90 ml** **Final Flow Rate: 105 ml/min** **Final Draw Down: 3.52 ft**	**Instrument Used: Aqua TROLL 400** **Serial Number: 1202740**

Test Notes:
Pre-purged 4 L

Low-Flow Readings:

Date Time	Elapsed Time	pH	Temperature	Specific Conductivity	RDO Concentration	Turbidity	ORP	Depth to Water	Salinity	Flow
		+/- 0.1	+/- 5	+/- 5 %	+/- 10 %	+/- 5	+/- 10	+/- 0.3	+/- 10	
6/17/2025 11:15 AM	00:00	7.045 pH	20.31 °C	2,370 µS/cm	0.302 mg/L	2.490 NTU	318.5 mV	29.29 ft	1.232 PSU	105.0 ml/min
6/17/2025 11:17 AM	02:49	7.036 pH	20.64 °C	2,406 µS/cm	0.326 mg/L	2.080 NTU	478.2 mV	29.37 ft	1.252 PSU	105.0 ml/min
6/17/2025 11:22 AM	07:49	7.038 pH	20.87 °C	2,412 µS/cm	0.321 mg/L	1.690 NTU	541.7 mV	29.49 ft	1.256 PSU	105.0 ml/min
6/17/2025 11:27 AM	12:49	7.036 pH	20.69 °C	2,444 µS/cm	0.366 mg/L	2.080 NTU	583.4 mV	29.61 ft	1.273 PSU	105.0 ml/min
6/17/2025 11:32 AM	17:49	7.031 pH	20.56 °C	2,494 µS/cm	0.409 mg/L	1.680 NTU	626.4 mV	29.70 ft	1.301 PSU	105.0 ml/min
6/17/2025 11:37 AM	22:49	7.022 pH	20.87 °C	2,522 µS/cm	0.382 mg/L	1.890 NTU	644.3 mV	29.78 ft	1.316 PSU	105.0 ml/min
6/17/2025 11:42 AM	27:49	7.021 pH	20.92 °C	2,536 µS/cm	0.398 mg/L	1.640 NTU	667.6 mV	29.90 ft	1.324 PSU	105.0 ml/min

Samples

Sample ID:	Description:
PT-06	Metals, Inorganics, Alkalinity, TDS, Sulfide

Low-Flow Test Report:

Test Date / Time: 6/17/2025 1:21:41 PM
Project: Plant Bowen AP CA Month 2 Performance Monitoring
Operator Name: Jay Siewert

Location Name: PT-05 **Well Diameter: 2 in** **Casing Type: PVC** **Screen Length: 10 ft** **Top of Screen: 35.19 ft** **Total Depth: 45.19 ft** **Initial Depth to Water: 26.55 ft**	**Pump Type: QED Dedicated** **Tubing Type: LDPE** **Pump Intake From TOC: 40.19 ft** **Estimated Total Volume Pumped: 2750 ml** **Flow Cell Volume: 90 ml** **Final Flow Rate: 110 ml/min** **Final Draw Down: 0.51 ft**	**Instrument Used: Aqua TROLL 400** **Serial Number: 1202740**

Test Notes:
Pre-purged 3 L

Low-Flow Readings:

Date Time	Elapsed Time	pH	Temperature	Specific Conductivity	RDO Concentration	Turbidity	ORP	Depth to Water	Salinity	Flow
		+/- 0.1	+/- 5	+/- 5 %	+/- 10 %	+/- 5	+/- 10	+/- 0.3	+/- 10	
6/17/2025 1:21 PM	00:00	7.083 pH	20.35 °C	1,542 µS/cm	0.628 mg/L	2.100 NTU	286.7 mV	27.01 ft	0.785 PSU	110.0 ml/min
6/17/2025 1:26 PM	05:00	7.079 pH	20.54 °C	1,542 µS/cm	0.562 mg/L	1.750 NTU	582.9 mV	27.03 ft	0.785 PSU	110.0 ml/min
6/17/2025 1:31 PM	10:00	7.085 pH	20.75 °C	1,535 µS/cm	0.427 mg/L	1.460 NTU	600.6 mV	27.05 ft	0.781 PSU	110.0 ml/min
6/17/2025 1:36 PM	15:00	7.084 pH	21.07 °C	1,534 µS/cm	0.461 mg/L	1.500 NTU	616.0 mV	27.05 ft	0.780 PSU	110.0 ml/min
6/17/2025 1:41 PM	20:00	7.082 pH	21.05 °C	1,528 µS/cm	0.347 mg/L	1.370 NTU	620.2 mV	27.05 ft	0.777 PSU	110.0 ml/min
6/17/2025 1:46 PM	25:00	7.082 pH	20.71 °C	1,530 µS/cm	0.309 mg/L	1.230 NTU	627.2 mV	27.06 ft	0.778 PSU	110.0 ml/min

Samples

Sample ID:	Description:
PT-05	Metals, Inorganics, Alkalinity, TDS, Sulfide
FD-01	Metals, Inorganics, Alkalinity, TDS, Sulfide

Low-Flow Test Report:

Test Date / Time: 6/18/2025 10:32:18 AM
Project: Plant Bowen AP CA Month 2 Performance Monitoring
Operator Name: Shannon Northen

Location Name: PT-02 **Well Diameter: 2 in** **Casing Type: PVC** **Screen Length: 10 ft** **Top of Screen: 33.67 ft** **Total Depth: 43.67 ft** **Initial Depth to Water: 30.08 ft**	**Pump Type: QED Dedicated** **Tubing Type: LDPE** **Pump Intake From TOC: 38.67 ft** **Estimated Total Volume Pumped: 2400 ml** **Flow Cell Volume: 90 ml** **Final Flow Rate: 120 ml/min** **Final Draw Down: 0.12 ft**	**Instrument Used: Aqua TROLL 400** **Serial Number: 1202788**

Test Notes:
Pre-purged 2 L

Low-Flow Readings:

Date Time	Elapsed Time	pH	Temperature	Specific Conductivity	RDO Concentration	Turbidity	ORP	Depth to Water	Salinity	Flow
		+/- 0.1	+/- 5	+/- 5 %	+/- 10 %	+/- 5	+/- 10	+/- 0.3	+/- 10	
6/18/2025 10:32 AM	00:00	6.874 pH	20.42 °C	1,684 µS/cm	0.673 mg/L	0.370 NTU	49.3 mV	30.18 ft	0.861 PSU	120.0 ml/min
6/18/2025 10:37 AM	05:00	6.873 pH	20.34 °C	1,679 µS/cm	0.502 mg/L	0.210 NTU	48.4 mV	30.19 ft	0.858 PSU	120.0 ml/min
6/18/2025 10:42 AM	10:00	6.875 pH	20.51 °C	1,679 µS/cm	0.453 mg/L	0.200 NTU	49.4 mV	30.19 ft	0.858 PSU	120.0 ml/min
6/18/2025 10:47 AM	15:00	6.874 pH	20.59 °C	1,677 µS/cm	0.399 mg/L	0.170 NTU	50.0 mV	30.19 ft	0.857 PSU	120.0 ml/min
6/18/2025 10:52 AM	20:00	6.876 pH	20.48 °C	1,673 µS/cm	0.365 mg/L	0.010 NTU	50.4 mV	30.20 ft	0.855 PSU	120.0 ml/min

Samples

Sample ID:	Description:
PT-02	Metals, Inorganics, Alkalinity, TDS, Sulfide

Low-Flow Test Report:

Test Date / Time: 6/18/2025 12:11:26 PM
Project: Plant Bowen AP CA Month 2 Performance Monitoring
Operator Name: Shannon Northen

Location Name: PT-04 **Well Diameter: 2 in** **Casing Type: PVC** **Screen Length: 10 ft** **Top of Screen: 34.88 ft** **Total Depth: 44.88 ft** **Initial Depth to Water: 26.88 ft**	**Pump Type: QED Dedicated** **Tubing Type: LDPE** **Pump Intake From TOC: 39.88 ft** **Estimated Total Volume Pumped: 3000 ml** **Flow Cell Volume: 90 ml** **Final Flow Rate: 120 ml/min** **Final Draw Down: 0.35 ft**	**Instrument Used: Aqua TROLL 400** **Serial Number: 1202788**

Test Notes:
Pre-purged 2 L

Low-Flow Readings:

Date Time	Elapsed Time	pH	Temperature	Specific Conductivity	RDO Concentration	Turbidity	ORP	Depth to Water	Salinity	Flow
		+/- 0.1	+/- 5	+/- 5 %	+/- 10 %	+/- 5	+/- 10	+/- 0.3	+/- 10	
6/18/2025 12:11 PM	00:00	6.917 pH	20.81 °C	1,967 µS/cm	0.321 mg/L	0.280 NTU	68.6 mV	27.19 ft	1.013 PSU	120.0 ml/min
6/18/2025 12:16 PM	05:00	6.917 pH	21.17 °C	1,971 µS/cm	0.270 mg/L	0.290 NTU	73.7 mV	27.19 ft	1.015 PSU	120.0 ml/min
6/18/2025 12:21 PM	10:00	6.919 pH	20.93 °C	1,968 µS/cm	0.227 mg/L	0.390 NTU	64.1 mV	27.22 ft	1.014 PSU	120.0 ml/min
6/18/2025 12:26 PM	15:00	6.918 pH	20.86 °C	1,971 µS/cm	0.213 mg/L	0.460 NTU	56.1 mV	27.22 ft	1.015 PSU	120.0 ml/min
6/18/2025 12:31 PM	20:00	6.921 pH	20.60 °C	1,968 µS/cm	0.192 mg/L	0.140 NTU	47.0 mV	27.23 ft	1.014 PSU	120.0 ml/min
6/18/2025 12:36 PM	25:00	6.923 pH	20.29 °C	1,972 µS/cm	0.180 mg/L	0.190 NTU	41.4 mV	27.23 ft	1.016 PSU	120.0 ml/min

Samples

Sample ID:	Description:
PT-04	Metals, Inorganics, Alkalinity, TDS, Sulfide

Created using VuSitu from In-Situ, Inc.

Low-Flow Test Report:

Test Date / Time: 6/18/2025 1:00:46 PM
Project: Plant Bowen AP CA Month 2 Performance Monitoring
Operator Name: Jay Siewert

Location Name: INW-01 **Well Diameter: 2 in** **Casing Type: PVC** **Screen Length: 15 ft** **Top of Screen: 29.92 ft** **Total Depth: 44.92 ft** **Initial Depth to Water: 27.05 ft**	**Pump Type: QED Dedicated** **Tubing Type: LDPE** **Pump Intake From TOC: 37.42 ft** **Estimated Total Volume Pumped: 3000 ml** **Flow Cell Volume: 90 ml** **Final Flow Rate: 120 ml/min** **Final Draw Down: 0.03 ft**	**Instrument Used: Aqua TROLL 400** **Serial Number: 1197755**

Test Notes:
Pre-purged 2 L

Low-Flow Readings:

Date Time	Elapsed Time	pH	Temperature	Specific Conductivity	RDO Concentration	Turbidity	ORP	Depth to Water	Salinity	Flow
		+/- 0.1	+/- 5	+/- 5 %	+/- 10 %	+/- 5	+/- 10	+/- 0.3	+/- 10	
6/18/2025 1:00 PM	00:00	6.869 pH	19.89 °C	2,506 µS/cm	0.814 mg/L	0.690 NTU	119.6 mV	27.10 ft	1.307 PSU	120.0 ml/min
6/18/2025 1:05 PM	05:00	6.864 pH	19.88 °C	2,504 µS/cm	0.656 mg/L	0.760 NTU	117.8 mV	27.10 ft	1.305 PSU	120.0 ml/min
6/18/2025 1:10 PM	10:00	6.863 pH	19.78 °C	2,515 µS/cm	0.570 mg/L	0.730 NTU	74.5 mV	27.10 ft	1.311 PSU	120.0 ml/min
6/18/2025 1:15 PM	15:00	6.861 pH	19.76 °C	2,507 µS/cm	0.417 mg/L	0.900 NTU	66.9 mV	27.10 ft	1.307 PSU	120.0 ml/min
6/18/2025 1:20 PM	20:00	6.860 pH	19.85 °C	2,507 µS/cm	0.376 mg/L	0.530 NTU	63.4 mV	27.08 ft	1.307 PSU	120.0 ml/min
6/18/2025 1:25 PM	25:00	6.860 pH	19.85 °C	2,505 µS/cm	0.356 mg/L	0.470 NTU	59.9 mV	27.08 ft	1.306 PSU	120.0 ml/min

Samples

Sample ID:	Description:
INW-01	Metals, Inorganics, Alkalinity, TDS, Sulfide

Created using VuSitu from In-Situ, Inc.

Low-Flow Test Report:

Test Date / Time: 6/3/2025 10:35:39 AM
Project: Plant Bowen AP CA Week 6 Performance Monitoring
Operator Name: Jay Siewert

Location Name: PT-05 **Well Diameter: 2 in** **Casing Type: PVC** **Screen Length: 10 ft** **Top of Screen: 35.19 ft** **Total Depth: 45.19 ft** **Initial Depth to Water: 25.5 ft**	**Pump Type: QED Dedicated** **Tubing Type: LDPE** **Pump Intake From TOC: 40.19 ft** **Estimated Total Volume Pumped: 2750 ml** **Flow Cell Volume: 90 ml** **Final Flow Rate: 110 ml/min** **Final Draw Down: 0.69 ft**	**Instrument Used: Aqua TROLL 400** **Serial Number: 1202740**

Test Notes:
Pre-purged 2 L

Low-Flow Readings:

Date Time	Elapsed Time	pH	Temperature	Specific Conductivity	RDO Concentration	Turbidity	ORP	Depth to Water	Salinity	Flow
		+/- 0.1	+/- 5	+/- 5 %	+/- 10 %	+/- 5	+/- 10	+/- 0.3	+/- 10	
6/3/2025 10:35 AM	00:00	6.62 pH	19.46 °C	1,594.9 µS/cm	0.45 mg/L	7.97 NTU	282.4 mV	26.12 ft	0.81 PSU	110.00 ml/min
6/3/2025 10:40 AM	05:00	6.88 pH	19.38 °C	1,598.5 µS/cm	0.41 mg/L	6.08 NTU	484.9 mV	26.14 ft	0.81 PSU	110.00 ml/min
6/3/2025 10:45 AM	10:00	6.89 pH	19.48 °C	1,586.7 µS/cm	0.35 mg/L	5.48 NTU	422.9 mV	26.15 ft	0.81 PSU	110.00 ml/min
6/3/2025 10:50 AM	15:00	6.90 pH	19.46 °C	1,592.3 µS/cm	0.31 mg/L	3.88 NTU	404.0 mV	26.17 ft	0.81 PSU	110.00 ml/min
6/3/2025 10:55 AM	20:00	6.90 pH	19.57 °C	1,594.3 µS/cm	0.26 mg/L	2.93 NTU	383.2 mV	26.18 ft	0.81 PSU	110.00 ml/min
6/3/2025 11:00 AM	25:00	6.90 pH	19.64 °C	1,603.2 µS/cm	0.25 mg/L	2.74 NTU	383.2 mV	26.19 ft	0.82 PSU	110.00 ml/min

Samples

Sample ID:	Description:
PT-05	Metals, Inorganics, Alkalinity, TDS, Sulfide
FD-01	Metals, Inorganics, Alkalinity, TDS, Sulfide

Created using VuSitu from In-Situ, Inc.

Low-Flow Test Report:

Test Date / Time: 6/3/2025 10:44:08 AM
Project: Plant Bowen AP CA Week 6 Performance Monitoring
Operator Name: Natalie Piparo

Location Name: PT-06 **Well Diameter: 2 in** **Casing Type: PVC** **Screen Length: 10 ft** **Top of Screen: 33.86 ft** **Total Depth: 43.86 ft** **Initial Depth to Water: 25.35 ft**	**Pump Type: QED Dedicated** **Tubing Type: LDPE** **Pump Intake From TOC: 38.86 ft** **Estimated Total Volume Pumped: 8450 ml** **Flow Cell Volume: 90 ml** **Final Flow Rate: 130 ml/min** **Final Draw Down: 5.61 ft**	**Instrument Used: Aqua TROLL 400** **Serial Number: 1197755**

Test Notes:
Prepurged 3 L

Low-Flow Readings:

Date Time	Elapsed Time	pH	Temperature	Specific Conductivity	RDO Concentration	Turbidity	ORP	Depth to Water	Salinity	Flow
		+/- 0.1	+/- 1000	+/- 5 %	+/- 10 %	+/- 5	+/- 1000	+/- 0.3	+/- 1000	
6/3/2025 10:44 AM	00:00	7.11 pH	28.11 °C	1,604.3 µS/cm	1.06 mg/L	3.88 NTU	-50.5 mV	28.34 ft	0.82 PSU	130.00 ml/min
6/3/2025 10:49 AM	05:00	7.12 pH	20.74 °C	1,825.0 µS/cm	0.55 mg/L	3.31 NTU	-137.2 mV	28.61 ft	0.94 PSU	130.00 ml/min
6/3/2025 10:54 AM	10:00	7.11 pH	20.24 °C	1,928.8 µS/cm	0.49 mg/L	2.97 NTU	-79.1 mV	28.88 ft	0.99 PSU	130.00 ml/min
6/3/2025 10:59 AM	15:00	7.10 pH	20.24 °C	2,007.5 µS/cm	0.44 mg/L	2.25 NTU	-78.6 mV	29.14 ft	1.03 PSU	130.00 ml/min
6/3/2025 11:04 AM	20:00	7.09 pH	20.41 °C	2,077.1 µS/cm	0.44 mg/L	2.06 NTU	-77.4 mV	29.34 ft	1.07 PSU	130.00 ml/min
6/3/2025 11:09 AM	25:00	7.08 pH	20.16 °C	2,154.8 µS/cm	0.49 mg/L	1.71 NTU	-73.9 mV	29.57 ft	1.11 PSU	130.00 ml/min
6/3/2025 11:14 AM	30:00	7.08 pH	20.06 °C	2,147.4 µS/cm	0.45 mg/L	1.85 NTU	-72.0 mV	29.79 ft	1.11 PSU	130.00 ml/min
6/3/2025 11:19 AM	35:00	7.07 pH	20.12 °C	2,197.1 µS/cm	0.36 mg/L	1.77 NTU	-71.2 mV	30.08 ft	1.14 PSU	130.00 ml/min
6/3/2025 11:24 AM	40:00	7.06 pH	20.21 °C	2,236.1 µS/cm	0.30 mg/L	1.11 NTU	-70.5 mV	30.28 ft	1.16 PSU	130.00 ml/min
6/3/2025 11:29 AM	45:00	7.06 pH	20.26 °C	2,264.9 µS/cm	0.30 mg/L	1.14 NTU	-67.7 mV	30.43 ft	1.17 PSU	130.00 ml/min
6/3/2025 11:34 AM	50:00	7.05 pH	20.29 °C	2,281.0 µS/cm	0.29 mg/L	1.07 NTU	-64.9 mV	30.60 ft	1.18 PSU	130.00 ml/min
6/3/2025 11:39 AM	55:00	7.04 pH	20.14 °C	2,303.8 µS/cm	0.27 mg/L	1.55 NTU	-61.7 mV	30.73 ft	1.20 PSU	130.00 ml/min
6/3/2025 11:44 AM	01:00:00	7.04 pH	20.29 °C	2,307.8 µS/cm	0.26 mg/L	1.60 NTU	-57.3 mV	30.84 ft	1.20 PSU	130.00 ml/min
6/3/2025 11:49 AM	01:05:00	7.03 pH	20.16 °C	2,314.6 µS/cm	0.26 mg/L	1.58 NTU	-52.1 mV	30.96 ft	1.20 PSU	130.00 ml/min

Samples

Sample ID:	Description:
PT-06	Metals, Inorganics, Alkalinity, TDS, Sulfide

Low-Flow Test Report:

Test Date / Time: 6/3/2025 12:44:36 PM
Project: Plant Bowen AP CA Week 6 Performance Monitoring
Operator Name: Jay Siewert

Location Name: PT-02 **Well Diameter: 2 in** **Casing Type: PVC** **Screen Length: 10 ft** **Top of Screen: 33.67 ft** **Total Depth: 43.67 ft** **Initial Depth to Water: 28.96 ft**	**Pump Type: QED Dedicated** **Tubing Type: LDPE** **Pump Intake From TOC: 38.67 ft** **Estimated Total Volume Pumped: 4200 ml** **Flow Cell Volume: 90 ml** **Final Flow Rate: 140 ml/min** **Final Draw Down: 0.13 ft**	**Instrument Used: Aqua TROLL 400** **Serial Number: 1202740**

Test Notes:
Pre-purged 3 L

Low-Flow Readings:

Date Time	Elapsed Time	pH	Temperature	Specific Conductivity	RDO Concentration	Turbidity	ORP	Depth to Water	Salinity	Flow
		+/- 0.1	+/- 5	+/- 5 %	+/- 10 %	+/- 5	+/- 10	+/- 0.3	+/- 10	
6/3/2025 12:44 PM	00:00	6.81 pH	20.71 °C	1,975.0 µS/cm	0.66 mg/L	1.32 NTU	266.1 mV	29.07 ft	1.02 PSU	140.00 ml/min
6/3/2025 12:49 PM	05:00	6.88 pH	20.75 °C	1,919.5 µS/cm	0.63 mg/L	0.97 NTU	465.7 mV	29.07 ft	0.99 PSU	140.00 ml/min
6/3/2025 12:54 PM	10:00	6.87 pH	20.68 °C	1,872.8 µS/cm	0.55 mg/L	1.19 NTU	508.0 mV	29.08 ft	0.96 PSU	140.00 ml/min
6/3/2025 12:59 PM	15:00	6.87 pH	20.75 °C	1,823.1 µS/cm	0.49 mg/L	0.93 NTU	524.4 mV	29.08 ft	0.94 PSU	140.00 ml/min
6/3/2025 1:04 PM	20:00	6.86 pH	20.94 °C	1,793.9 µS/cm	0.48 mg/L	0.83 NTU	536.4 mV	29.08 ft	0.92 PSU	140.00 ml/min
6/3/2025 1:09 PM	25:00	6.86 pH	20.73 °C	1,786.1 µS/cm	0.49 mg/L	0.76 NTU	542.0 mV	29.08 ft	0.92 PSU	140.00 ml/min
6/3/2025 1:14 PM	30:00	6.86 pH	20.80 °C	1,755.4 µS/cm	0.47 mg/L	0.73 NTU	527.5 mV	29.09 ft	0.90 PSU	140.00 ml/min

Samples

Sample ID:	Description:
PT-02	Metals, Inorganics, Alkalinity, TDS, Sulfide

Low-Flow Test Report:

Test Date / Time: 6/3/2025 12:56:11 PM
Project: Plant Bowen AP CA Week 6 Performance Monitoring
Operator Name: Natalie Piparo

Location Name: INW-01 **Well Diameter: 2 in** **Casing Type: PVC** **Screen Length: 15 ft** **Top of Screen: 29.92 ft** **Total Depth: 44.92 ft** **Initial Depth to Water: 25.91 ft**	**Pump Type: QED Dedicated** **Tubing Type: LDPE** **Pump Intake From TOC: 37.42 ft** **Estimated Total Volume Pumped: 3600 ml** **Flow Cell Volume: 90 ml** **Final Flow Rate: 120 ml/min** **Final Draw Down: 0.08 ft**	**Instrument Used: Aqua TROLL 400** **Serial Number: 1197755**

Test Notes:
Prepurged 2 L

Low-Flow Readings:

Date Time	Elapsed Time	pH	Temperature	Specific Conductivity	RDO Concentration	Turbidity	ORP	Depth to Water	Salinity	Flow
		+/- 0.1	+/- 1000	+/- 5 %	+/- 10 %	+/- 5	+/- 1000	+/- 0.3	+/- 1000	
6/3/2025 12:56 PM	00:00	6.98 pH	21.19 °C	2,592.1 µS/cm	0.77 mg/L	0.22 NTU	30.2 mV	25.98 ft	1.35 PSU	120.00 ml/min
6/3/2025 1:01 PM	05:00	6.98 pH	20.92 °C	2,608.8 µS/cm	0.71 mg/L	0.10 NTU	46.4 mV	25.98 ft	1.36 PSU	120.00 ml/min
6/3/2025 1:06 PM	10:00	6.98 pH	21.07 °C	2,616.4 µS/cm	0.61 mg/L	0.18 NTU	44.3 mV	25.98 ft	1.37 PSU	120.00 ml/min
6/3/2025 1:11 PM	15:00	6.98 pH	20.93 °C	2,609.5 µS/cm	0.55 mg/L	0.21 NTU	45.5 mV	25.99 ft	1.36 PSU	120.00 ml/min
6/3/2025 1:16 PM	20:00	6.97 pH	20.97 °C	2,605.2 µS/cm	0.49 mg/L	0.20 NTU	45.9 mV	25.99 ft	1.36 PSU	120.00 ml/min
6/3/2025 1:21 PM	25:00	6.97 pH	20.89 °C	2,613.8 µS/cm	0.42 mg/L	0.19 NTU	46.5 mV	25.99 ft	1.37 PSU	120.00 ml/min
6/3/2025 1:26 PM	30:00	6.97 pH	20.71 °C	2,603.4 µS/cm	0.39 mg/L	0.15 NTU	47.0 mV	25.99 ft	1.36 PSU	120.00 ml/min

Samples

Sample ID:	Description:
INW-01	Metals, Inorganics, Alkalinity, TDS, Sulfide

Low-Flow Test Report:

Test Date / Time: 6/4/2025 9:44:17 AM
Project: Plant Bowen AP CA Week 6 Performance Monitoring
Operator Name: Natalie Piparo

Location Name: PT-04 **Well Diameter: 2 in** **Casing Type: PVC** **Screen Length: 10 ft** **Top of Screen: 34.88 ft** **Total Depth: 44.88 ft** **Initial Depth to Water: 25.97 ft**	**Pump Type: QED Dedicated** **Tubing Type: LDPE** **Pump Intake From TOC: 39.88 ft** **Estimated Total Volume Pumped: 3125 ml** **Flow Cell Volume: 90 ml** **Final Flow Rate: 125 ml/min** **Final Draw Down: 0.31 ft**	**Instrument Used: Aqua TROLL 400** **Serial Number: 1197755**

Test Notes:
Prepurged 2 L

Low-Flow Readings:

Date Time	Elapsed Time	pH	Temperature	Specific Conductivity	RDO Concentration	Turbidity	ORP	Depth to Water	Salinity	Flow
		+/- 0.1	+/- 1000	+/- 5 %	+/- 10 %	+/- 5	+/- 1000	+/- 0.3	+/- 1000	
6/4/2025 9:44 AM	00:00	6.87 pH	19.78 °C	2,562.8 µS/cm	0.45 mg/L	2.02 NTU	63.9 mV	26.24 ft	1.34 PSU	125.00 ml/min
6/4/2025 9:49 AM	05:00	6.86 pH	19.85 °C	2,543.1 µS/cm	0.35 mg/L	1.95 NTU	59.6 mV	26.26 ft	1.33 PSU	125.00 ml/min
6/4/2025 9:54 AM	10:00	6.87 pH	19.72 °C	2,546.3 µS/cm	0.32 mg/L	1.65 NTU	53.6 mV	26.28 ft	1.33 PSU	125.00 ml/min
6/4/2025 9:59 AM	15:00	6.87 pH	19.76 °C	2,564.0 µS/cm	0.28 mg/L	1.22 NTU	50.7 mV	26.28 ft	1.34 PSU	125.00 ml/min
6/4/2025 10:04 AM	20:00	6.87 pH	19.90 °C	2,554.6 µS/cm	0.26 mg/L	1.11 NTU	44.2 mV	26.28 ft	1.33 PSU	125.00 ml/min
6/4/2025 10:09 AM	25:00	6.87 pH	19.90 °C	2,550.3 µS/cm	0.24 mg/L	1.08 NTU	28.9 mV	26.28 ft	1.33 PSU	125.00 ml/min

Samples

Sample ID:	Description:
PT-04	Metals, Inorganics, Alkalinity, TDS, Sulfide

Created using VuSitu from In-Situ, Inc.

Low-Flow Test Report:

Test Date / Time: 7/23/2025 10:27:59 AM
Project: Plant Bowen AP CA July Week 1 Performance Monitoring
Operator Name: Shannon Northen

Location Name: PT-06 **Well Diameter: 2 in** **Casing Type: PVC** **Screen Length: 10 ft** **Top of Screen: 33.86 ft** **Total Depth: 43.86 ft** **Initial Depth to Water: 27.62 ft**	**Pump Type: QED Dedicated** **Tubing Type: LDPE** **Pump Intake From TOC: 38.86 ft** **Estimated Total Volume Pumped: 3150 ml** **Flow Cell Volume: 90 ml** **Final Flow Rate: 105 ml/min** **Final Draw Down: 2.37 ft**	**Instrument Used: Aqua TROLL 400** **Serial Number: 1202788**

Test Notes:
Pre-purged 2 L

Low-Flow Readings:

Date Time	Elapsed Time	pH	Temperature	Specific Conductivity	RDO Concentration	Turbidity	ORP	Depth to Water	Salinity	Flow
		+/- 0.1	+/- 5	+/- 5 %	+/- 10 %	+/- 5	+/- 10	+/- 0.3	+/- 10	
7/23/2025 10:27 AM	00:00	6.998 pH	23.86 °C	2,087 µS/cm	0.872 mg/L	3.710 NTU	-15.7 mV	29.62 ft	1.079 PSU	105.0 ml/min
7/23/2025 10:32 AM	05:00	7.025 pH	21.64 °C	2,171 µS/cm	0.323 mg/L	2.690 NTU	-29.5 mV	29.74 ft	1.124 PSU	105.0 ml/min
7/23/2025 10:37 AM	10:00	7.021 pH	21.55 °C	2,221 µS/cm	0.317 mg/L	2.370 NTU	-31.8 mV	29.83 ft	1.152 PSU	105.0 ml/min
7/23/2025 10:42 AM	15:00	7.014 pH	21.65 °C	2,252 µS/cm	0.307 mg/L	1.740 NTU	-32.8 mV	29.87 ft	1.168 PSU	105.0 ml/min
7/23/2025 10:47 AM	20:00	7.005 pH	21.93 °C	2,272 µS/cm	0.278 mg/L	1.810 NTU	-32.7 mV	29.92 ft	1.179 PSU	105.0 ml/min
7/23/2025 10:52 AM	25:00	7.001 pH	22.09 °C	2,288 µS/cm	0.257 mg/L	1.280 NTU	-32.5 mV	29.97 ft	1.188 PSU	105.0 ml/min
7/23/2025 10:57 AM	30:00	6.996 pH	22.32 °C	2,300 µS/cm	0.256 mg/L	1.230 NTU	-32.0 mV	29.99 ft	1.195 PSU	105.0 ml/min

Samples

Sample ID:	Description:
PT-06	Metals, Inorganics, Alkalinity, TDS, Sulfide

Created using VuSitu from In-Situ, Inc.

Low-Flow Test Report:

Test Date / Time: 7/23/2025 10:42:56 AM
Project: Plant Bowen AP CA July Week 1 Performance Monitoring
Operator Name: Jay Siewert

Location Name: PT-05 **Well Diameter: 2 in** **Casing Type: PVC** **Screen Length: 10 ft** **Top of Screen: 35.19 ft** **Total Depth: 45.19 ft** **Initial Depth to Water: 27.72 ft**	**Pump Type: QED Dedicated** **Tubing Type: LDPE** **Pump Intake From TOC: 40.19 ft** **Estimated Total Volume Pumped: 3222 ml** **Flow Cell Volume: 90 ml** **Final Flow Rate: 120 ml/min** **Final Draw Down: 0.48 ft**	**Instrument Used: Aqua TROLL 400** **Serial Number: 1202740**

Test Notes:
Pre-purged 3 L

Low-Flow Readings:

Date Time	Elapsed Time	pH	Temperature	Specific Conductivity	RDO Concentration	Turbidity	ORP	Depth to Water	Salinity	Flow
		+/- 0.1	+/- 5	+/- 5 %	+/- 10 %	+/- 5	+/- 10	+/- 0.3	+/- 10	
7/23/2025 10:42 AM	00:00	6.956 pH	20.98 °C	1,753 µS/cm	0.359 mg/L	4.070 NTU	334.1 mV	28.20 ft	0.898 PSU	120.0 ml/min
7/23/2025 10:47 AM	05:00	6.956 pH	21.31 °C	1,756 µS/cm	0.320 mg/L	3.450 NTU	455.9 mV	28.21 ft	0.899 PSU	120.0 ml/min
7/23/2025 10:52 AM	10:00	6.966 pH	21.47 °C	1,743 µS/cm	0.303 mg/L	2.610 NTU	447.9 mV	28.21 ft	0.892 PSU	120.0 ml/min
7/23/2025 10:54 AM	11:51	6.968 pH	21.43 °C	1,765 µS/cm	0.296 mg/L	2.600 NTU	449.2 mV	28.21 ft	0.904 PSU	120.0 ml/min
7/23/2025 10:59 AM	16:51	6.965 pH	21.59 °C	1,766 µS/cm	0.283 mg/L	2.420 NTU	487.0 mV	28.20 ft	0.905 PSU	120.0 ml/min
7/23/2025 11:04 AM	21:51	6.976 pH	21.41 °C	1,744 µS/cm	0.299 mg/L	2.330 NTU	454.0 mV	28.20 ft	0.893 PSU	120.0 ml/min
7/23/2025 11:09 AM	26:51	6.978 pH	21.08 °C	1,765 µS/cm	0.288 mg/L	1.900 NTU	444.6 mV	28.20 ft	0.904 PSU	120.0 ml/min

Samples

Sample ID:	Description:
PT-05	Metals, Inorganics, Alkalinity, TDS, Sulfide

Created using VuSitu from In-Situ, Inc.

Low-Flow Test Report:

Test Date / Time: 7/23/2025 12:36:32 PM
Project: Plant Bowen AP CA July Week 1 Performance Monitoring
Operator Name: Shannon Northen

Location Name: PT-04 **Well Diameter: 2 in** **Casing Type: PVC** **Screen Length: 10 ft** **Top of Screen: 34.88 ft** **Total Depth: 44.88 ft** **Initial Depth to Water: 28.12 ft**	**Pump Type: QED Dedicated** **Tubing Type: LDPE** **Pump Intake From TOC: 39.88 ft** **Estimated Total Volume Pumped: 3000 ml** **Flow Cell Volume: 90 ml** **Final Flow Rate: 120 ml/min** **Final Draw Down: 0.3 ft**	**Instrument Used: Aqua TROLL 400** **Serial Number: 1202788**

Test Notes:
Pre-Purged 2 L

Low-Flow Readings:

Date Time	Elapsed Time	pH	Temperature	Specific Conductivity	RDO Concentration	Turbidity	ORP	Depth to Water	Salinity	Flow
		+/- 0.1	+/- 5	+/- 5 %	+/- 10 %	+/- 5	+/- 10	+/- 0.3	+/- 10	
7/23/2025 12:36 PM	00:00	7.201 pH	22.22 °C	1,121 µS/cm	0.606 mg/L	0.730 NTU	-23.2 mV	28.35 ft	0.562 PSU	120.0 ml/min
7/23/2025 12:41 PM	05:00	7.205 pH	21.97 °C	1,116 µS/cm	0.508 mg/L	0.430 NTU	-31.3 mV	28.36 ft	0.560 PSU	120.0 ml/min
7/23/2025 12:46 PM	10:00	7.203 pH	21.67 °C	1,124 µS/cm	0.453 mg/L	0.440 NTU	-20.7 mV	28.39 ft	0.564 PSU	120.0 ml/min
7/23/2025 12:51 PM	15:00	7.199 pH	21.71 °C	1,124 µS/cm	0.384 mg/L	0.480 NTU	-22.7 mV	28.41 ft	0.564 PSU	120.0 ml/min
7/23/2025 12:56 PM	20:00	7.198 pH	21.77 °C	1,127 µS/cm	0.334 mg/L	0.810 NTU	-26.0 mV	28.42 ft	0.566 PSU	120.0 ml/min
7/23/2025 1:01 PM	25:00	7.198 pH	21.73 °C	1,124 µS/cm	0.294 mg/L	0.670 NTU	-31.6 mV	28.42 ft	0.564 PSU	120.0 ml/min

Samples

Sample ID:	Description:
PT-04	Metals, Inorganics, Alkalinity, TDS, Sulfide
FD-01	Metals, Inorganics, Alkalinity, TDS, Sulfide

Low-Flow Test Report:

Test Date / Time: 7/24/2025 10:53:21 AM
Project: Plant Bowen AP CA July Week 1 Performance Monitoring
Operator Name: Jay Siewert

Location Name: PT-02 **Latitude: 31.220489772997123** **Longitude: -81.54408579699839** **Well Diameter: 2 in** **Casing Type: PVC** **Screen Length: 10 ft** **Top of Screen: 33.67 ft** **Total Depth: 43.67 ft** **Initial Depth to Water: 31.28 ft**	**Pump Type: QED Dedicated** **Tubing Type: LDPE** **Pump Intake From TOC: 38.67 ft** **Estimated Total Volume Pumped: 3250 ml** **Flow Cell Volume: 90 ml** **Final Flow Rate: 130 ml/min** **Final Draw Down: 0.08 ft**	**Instrument Used: Aqua TROLL 400** **Serial Number: 1202740**

Test Notes:
Pre-purged 2 L

Low-Flow Readings:

Date Time	Elapsed Time	pH	Temperature	Specific Conductivity	RDO Concentration	Turbidity	ORP	Depth to Water	Salinity	Flow
		+/- 0.1	+/- 5	+/- 5 %	+/- 10 %	+/- 5	+/- 10	+/- 0.3	+/- 10	
7/24/2025 10:53 AM	00:00	6.907 pH	22.82 °C	1,549 µS/cm	0.540 mg/L	1.240 NTU	600.6 mV	31.36 ft	0.789 PSU	130.0 ml/min
7/24/2025 10:58 AM	05:00	7.015 pH	22.68 °C	1,533 µS/cm	0.467 mg/L	0.690 NTU	412.1 mV	31.36 ft	0.780 PSU	130.0 ml/min
7/24/2025 11:03 AM	10:00	7.014 pH	22.90 °C	1,582 µS/cm	0.416 mg/L	0.400 NTU	372.1 mV	31.36 ft	0.806 PSU	130.0 ml/min
7/24/2025 11:08 AM	15:00	7.012 pH	22.93 °C	1,559 µS/cm	0.393 mg/L	0.460 NTU	384.8 mV	31.36 ft	0.794 PSU	130.0 ml/min
7/24/2025 11:13 AM	20:00	7.011 pH	22.84 °C	1,570 µS/cm	0.367 mg/L	0.370 NTU	372.5 mV	31.36 ft	0.800 PSU	130.0 ml/min
7/24/2025 11:18 AM	25:00	7.012 pH	23.13 °C	1,558 µS/cm	0.361 mg/L	0.370 NTU	392.0 mV	31.36 ft	0.794 PSU	130.0 ml/min

Samples

Sample ID:	Description:
PT-02	Metals, Inorganics, Alkalinity, TDS, Sulfide

Low-Flow Test Report:

Test Date / Time: 7/24/2025 10:57:02 AM
Project: Plant Bowen AP CA July Week 1 Performance Monitoring
Operator Name: Shannon Northen

Location Name: INW-01 **Well Diameter: 2 in** **Casing Type: PVC** **Screen Length: 10 ft** **Top of Screen: 34.92 ft** **Total Depth: 44.92 ft** **Initial Depth to Water: 28.29 ft**	**Pump Type: QED Dedicated** **Tubing Type: LDPE** **Pump Intake From TOC: 39.92 ft** **Estimated Total Volume Pumped: 3300 ml** **Flow Cell Volume: 90 ml** **Final Flow Rate: 110 ml/min** **Final Draw Down: 0.03 ft**	**Instrument Used: Aqua TROLL 400** **Serial Number: 1202788**

Test Notes:
Pre-purged 2 L

Low-Flow Readings:

Date Time	Elapsed Time	pH	Temperature	Specific Conductivity	RDO Concentration	Turbidity	ORP	Depth to Water	Salinity	Flow
		+/- 0.1	+/- 5	+/- 5 %	+/- 10 %	+/- 5	+/- 10	+/- 0.3	+/- 10	
7/24/2025 10:57 AM	00:00	7.045 pH	23.07 °C	1,850 µS/cm	0.760 mg/L	0.470 NTU	45.8 mV	28.31 ft	0.950 PSU	110.0 ml/min
7/24/2025 11:02 AM	05:00	7.042 pH	23.20 °C	1,866 µS/cm	0.585 mg/L	0.370 NTU	42.1 mV	28.31 ft	0.959 PSU	110.0 ml/min
7/24/2025 11:07 AM	10:00	7.046 pH	23.26 °C	1,869 µS/cm	0.514 mg/L	0.370 NTU	39.6 mV	28.31 ft	0.961 PSU	110.0 ml/min
7/24/2025 11:12 AM	15:00	7.047 pH	23.46 °C	1,868 µS/cm	0.499 mg/L	0.390 NTU	35.8 mV	28.32 ft	0.960 PSU	110.0 ml/min
7/24/2025 11:17 AM	20:00	7.044 pH	23.70 °C	1,876 µS/cm	0.418 mg/L	0.270 NTU	32.0 mV	28.32 ft	0.965 PSU	110.0 ml/min
7/24/2025 11:22 AM	25:00	7.044 pH	24.06 °C	1,868 µS/cm	0.377 mg/L	0.460 NTU	28.4 mV	28.32 ft	0.960 PSU	110.0 ml/min
7/24/2025 11:27 AM	30:00	7.043 pH	23.82 °C	1,881 µS/cm	0.344 mg/L	0.340 NTU	25.0 mV	28.32 ft	0.967 PSU	110.0 ml/min

Samples

Sample ID:	Description:
INW-01	Metals, Inorganics, Alkalinity, TDS, Sulfide

Created using VuSitu from In-Situ, Inc.

Low-Flow Test Report:

Test Date / Time: 7/30/2025 10:38:12 AM
Project: Plant Bowen AP CA July Week 2 Performance Monitoring
Operator Name: Shannon Northen

Location Name: PT-02 **Well Diameter: 2 in** **Casing Type: PVC** **Screen Length: 10 ft** **Top of Screen: 33.65 ft** **Total Depth: 43.65 ft** **Initial Depth to Water: 31.49 ft**	**Pump Type: QED Dedicated** **Tubing Type: LDPE** **Pump Intake From TOC: 38.85 ft** **Estimated Total Volume Pumped: 2600 ml** **Flow Cell Volume: 90 ml** **Final Flow Rate: 130 ml/min** **Final Draw Down: 0.06 ft**	**Instrument Used: Aqua TROLL 400** **Serial Number: 1202788**

Test Notes:
Pre-purged 2 L

Low-Flow Readings:

Date Time	Elapsed Time	pH	Temperature	Specific Conductivity	RDO Concentration	Turbidity	ORP	Depth to Water	Salinity	Flow
		+/- 0.1	+/- 5	+/- 5 %	+/- 10 %	+/- 5	+/- 10	+/- 0.3	+/- 10	
7/30/2025 10:38 AM	00:00	6.905 pH	20.95 °C	1,772 µS/cm	0.640 mg/L	0.270 NTU	94.0 mV	31.49 ft	0.908 PSU	130.0 ml/min
7/30/2025 10:43 AM	05:00	6.897 pH	20.91 °C	1,785 µS/cm	0.480 mg/L	0.350 NTU	91.8 mV	31.55 ft	0.915 PSU	130.0 ml/min
7/30/2025 10:48 AM	10:00	6.891 pH	21.18 °C	1,783 µS/cm	0.402 mg/L	0.380 NTU	90.4 mV	31.55 ft	0.914 PSU	130.0 ml/min
7/30/2025 10:53 AM	15:00	6.887 pH	21.56 °C	1,768 µS/cm	0.360 mg/L	0.300 NTU	89.2 mV	31.55 ft	0.906 PSU	130.0 ml/min
7/30/2025 10:58 AM	20:00	6.886 pH	21.72 °C	1,775 µS/cm	0.329 mg/L	0.220 NTU	88.1 mV	31.55 ft	0.910 PSU	130.0 ml/min

Samples

Sample ID:	Description:
PT-02	Metals, Inorganics, Alkalinity

Created using VuSitu from In-Situ, Inc.

Low-Flow Test Report:

Test Date / Time: 7/30/2025 11:21:59 AM
Project: Plant Bowen AP CA Week 2 Performance Monitoring
Operator Name: Natalie Piparo

Location Name: PT-05 **Well Diameter: 2 in** **Casing Type: PVC** **Screen Length: 10 ft** **Top of Screen: 35.19 ft** **Total Depth: 45.19 ft** **Initial Depth to Water: 27.97 ft**	**Pump Type: QED Dedicated** **Tubing Type: LDPE** **Pump Intake From TOC: 40.19 ft** **Estimated Total Volume Pumped: 4375 ml** **Flow Cell Volume: 90 ml** **Final Flow Rate: 125 ml/min** **Final Draw Down: 0.55 ft**	**Instrument Used: Aqua TROLL 400** **Serial Number: 1197755**

Test Notes:
Prepurged 2 L

Low-Flow Readings:

Date Time	Elapsed Time	pH	Temperature	Specific Conductivity	RDO Concentration	Turbidity	ORP	Depth to Water	Salinity	Flow
		+/- 0.1	+/- 1000	+/- 5 %	+/- 10 %	+/- 5	+/- 1000	+/- 0.3	+/- 1000	
7/30/2025 11:21 AM	00:00	6.94 pH	21.36 °C	1,527.1 µS/cm	0.88 mg/L	8.35 NTU	7.6 mV	28.49 ft	0.78 PSU	125.00 ml/min
7/30/2025 11:26 AM	05:00	6.95 pH	21.06 °C	1,579.4 µS/cm	0.74 mg/L	5.93 NTU	-17.2 mV	28.51 ft	0.80 PSU	125.00 ml/min
7/30/2025 11:31 AM	10:00	6.95 pH	21.13 °C	1,565.1 µS/cm	0.66 mg/L	5.02 NTU	5.9 mV	28.50 ft	0.80 PSU	125.00 ml/min
7/30/2025 11:36 AM	15:00	6.96 pH	21.10 °C	1,568.8 µS/cm	0.57 mg/L	4.35 NTU	3.0 mV	28.50 ft	0.80 PSU	125.00 ml/min
7/30/2025 11:41 AM	20:00	6.96 pH	20.96 °C	1,562.5 µS/cm	0.52 mg/L	3.71 NTU	-3.1 mV	28.51 ft	0.80 PSU	125.00 ml/min
7/30/2025 11:46 AM	25:00	6.96 pH	20.95 °C	1,567.2 µS/cm	0.48 mg/L	3.15 NTU	-6.6 mV	28.52 ft	0.80 PSU	125.00 ml/min
7/30/2025 11:51 AM	30:00	6.96 pH	21.01 °C	1,576.2 µS/cm	0.45 mg/L	2.50 NTU	-11.1 mV	28.52 ft	0.80 PSU	125.00 ml/min
7/30/2025 11:56 AM	35:00	6.96 pH	21.63 °C	1,606.4 µS/cm	0.39 mg/L	2.35 NTU	-18.4 mV	28.52 ft	0.82 PSU	125.00 ml/min

Samples

Sample ID:	Description:
PT-05	Metals, Inorganics, Alkalinity
FD-01	Metals, Inorganics, Alkalinity

Low-Flow Test Report:

Test Date / Time: 7/30/2025 12:11:32 PM
Project: Plant Bowen AP CA July Week 2 Performance Monitoring
Operator Name: Shannon Northen

Location Name: INW-01 **Well Diameter: 2 in** **Casing Type: PVC** **Screen Length: 10 ft** **Top of Screen: 34.92 ft** **Total Depth: 44.92 ft** **Initial Depth to Water: 28.44 ft**	**Pump Type: QED Dedicated** **Tubing Type: LDPE** **Pump Intake From TOC: 39.92 ft** **Estimated Total Volume Pumped: 2200 ml** **Flow Cell Volume: 90 ml** **Final Flow Rate: 110 ml/min** **Final Draw Down: 0.07 ft**	**Instrument Used: Aqua TROLL 400** **Serial Number: 1202788**

Test Notes:
Pre-purge 2 L

Low-Flow Readings:

Date Time	Elapsed Time	pH	Temperature	Specific Conductivity	RDO Concentration	Turbidity	ORP	Depth to Water	Salinity	Flow
		+/- 0.1	+/- 5	+/- 5 %	+/- 10 %	+/- 5	+/- 10	+/- 0.3	+/- 10	
7/30/2025 12:11 PM	00:00	6.943 pH	21.53 °C	2,124 µS/cm	0.558 mg/L	0.390 NTU	55.3 mV	28.51 ft	1.098 PSU	110.0 ml/min
7/30/2025 12:16 PM	05:00	6.943 pH	21.49 °C	2,123 µS/cm	0.548 mg/L	0.210 NTU	53.4 mV	28.51 ft	1.098 PSU	110.0 ml/min
7/30/2025 12:21 PM	10:00	6.944 pH	21.44 °C	2,131 µS/cm	0.469 mg/L	0.280 NTU	51.5 mV	28.51 ft	1.102 PSU	110.0 ml/min
7/30/2025 12:26 PM	15:00	6.943 pH	21.44 °C	2,135 µS/cm	0.363 mg/L	0.250 NTU	49.6 mV	28.51 ft	1.104 PSU	110.0 ml/min
7/30/2025 12:31 PM	20:00	6.944 pH	21.44 °C	2,132 µS/cm	0.351 mg/L	0.260 NTU	47.7 mV	28.51 ft	1.103 PSU	110.0 ml/min

Samples

Sample ID:	Description:
INW-01	Metals, Inorganics, Alkalinity

Created using VuSitu from In-Situ, Inc.

Low-Flow Test Report:

Test Date / Time: 7/30/2025 1:00:07 PM
Project: Plant Bowen AP CA July Week 2 Performance Monitoring
Operator Name: Natalie Piparo

Location Name: PT-06 **Well Diameter: 2 in** **Casing Type: PVC** **Screen Length: 10 ft** **Top of Screen: 33.86 ft** **Total Depth: 43.86 ft** **Initial Depth to Water: 27.89 ft**	**Pump Type: QED Dedicated** **Tubing Type: LDPE** **Pump Intake From TOC: 38.86 ft** **Estimated Total Volume Pumped: 6250 ml** **Flow Cell Volume: 90 ml** **Final Flow Rate: 125 ml/min** **Final Draw Down: 3.11 ft**	**Instrument Used: Aqua TROLL 400** **Serial Number: 1197755**

Test Notes:
Prepurged 2 L

Low-Flow Readings:

Date Time	Elapsed Time	pH	Temperature	Specific Conductivity	RDO Concentration	Turbidity	ORP	Depth to Water	Salinity	Flow
		+/- 0.1	+/- 1000	+/- 5 %	+/- 10 %	+/- 5	+/- 1000	+/- 0.3	+/- 1000	
7/30/2025 1:00 PM	00:00	7.03 pH	22.07 °C	2,454.6 µS/cm	0.81 mg/L	4.15 NTU	-40.7 mV	29.60 ft	1.28 PSU	125.00 ml/min
7/30/2025 1:05 PM	05:00	7.03 pH	21.86 °C	2,491.2 µS/cm	0.67 mg/L	2.85 NTU	-69.9 mV	29.95 ft	1.30 PSU	125.00 ml/min
7/30/2025 1:10 PM	10:00	7.02 pH	21.67 °C	2,513.5 µS/cm	0.57 mg/L	3.70 NTU	-21.5 mV	30.09 ft	1.31 PSU	125.00 ml/min
7/30/2025 1:15 PM	15:00	7.01 pH	21.93 °C	2,536.2 µS/cm	0.54 mg/L	2.62 NTU	-18.5 mV	30.29 ft	1.32 PSU	125.00 ml/min
7/30/2025 1:20 PM	20:00	7.01 pH	21.60 °C	2,575.6 µS/cm	0.53 mg/L	2.00 NTU	-15.7 mV	30.44 ft	1.35 PSU	125.00 ml/min
7/30/2025 1:25 PM	25:00	7.00 pH	21.28 °C	2,593.9 µS/cm	0.51 mg/L	1.68 NTU	-13.8 mV	30.59 ft	1.36 PSU	125.00 ml/min
7/30/2025 1:30 PM	30:00	7.00 pH	21.00 °C	2,593.4 µS/cm	0.47 mg/L	1.43 NTU	-12.4 mV	30.75 ft	1.36 PSU	125.00 ml/min
7/30/2025 1:35 PM	35:00	7.00 pH	21.44 °C	2,590.7 µS/cm	0.40 mg/L	1.04 NTU	-12.8 mV	30.92 ft	1.35 PSU	125.00 ml/min
7/30/2025 1:40 PM	40:00	6.99 pH	21.99 °C	2,621.6 µS/cm	0.40 mg/L	1.07 NTU	-12.9 mV	30.95 ft	1.37 PSU	125.00 ml/min
7/30/2025 1:45 PM	45:00	6.99 pH	22.19 °C	2,656.5 µS/cm	0.38 mg/L	0.93 NTU	-10.6 mV	30.99 ft	1.39 PSU	125.00 ml/min
7/30/2025 1:50 PM	50:00	6.98 pH	22.32 °C	2,686.5 µS/cm	0.38 mg/L	0.22 NTU	-8.5 mV	31.00 ft	1.41 PSU	125.00 ml/min

Samples

Sample ID:	Description:
PT-06	Metals, Inorganics, Alkalinity

Created using VuSitu from In-Situ, Inc.

Low-Flow Test Report:

Test Date / Time: 7/30/2025 1:40:51 PM
Project: Plant Bowen AP CA July Week 2 Performance Monitoring
Operator Name: Shannon Northen

Location Name: PT-04 **Well Diameter: 2 in** **Casing Type: PVC** **Screen Length: 10 ft** **Top of Screen: 34.88 ft** **Total Depth: 44.88 ft** **Initial Depth to Water: 28.31 ft**	**Pump Type: QED Dedicated** **Tubing Type: LDPE** **Pump Intake From TOC: 39.88 ft** **Estimated Total Volume Pumped: 2400 ml** **Flow Cell Volume: 90 ml** **Final Flow Rate: 120 ml/min** **Final Draw Down: 0.29 ft**	**Instrument Used: Aqua TROLL 400** **Serial Number: 1202788**

Test Notes:
Pre-purge 2 L

Low-Flow Readings:

Date Time	Elapsed Time	pH	Temperature	Specific Conductivity	RDO Concentration	Turbidity	ORP	Depth to Water	Salinity	Flow
		+/- 0.1	+/- 5	+/- 5 %	+/- 10 %	+/- 5	+/- 10	+/- 0.3	+/- 10	
7/30/2025 1:40 PM	00:00	7.074 pH	22.25 °C	1,533 µS/cm	0.528 mg/L	0.210 NTU	39.2 mV	28.53 ft	0.780 PSU	120.0 ml/min
7/30/2025 1:45 PM	05:00	7.067 pH	21.74 °C	1,550 µS/cm	0.313 mg/L	0.350 NTU	36.0 mV	28.56 ft	0.789 PSU	120.0 ml/min
7/30/2025 1:50 PM	10:00	7.068 pH	21.66 °C	1,545 µS/cm	0.256 mg/L	0.220 NTU	34.3 mV	28.58 ft	0.786 PSU	120.0 ml/min
7/30/2025 1:55 PM	15:00	7.065 pH	21.64 °C	1,547 µS/cm	0.232 mg/L	0.310 NTU	31.8 mV	28.59 ft	0.788 PSU	120.0 ml/min
7/30/2025 2:00 PM	20:00	7.065 pH	21.54 °C	1,547 µS/cm	0.211 mg/L	0.290 NTU	29.5 mV	28.60 ft	0.787 PSU	120.0 ml/min

Samples

Sample ID:	Description:
PT-04	Metals, Inorganics, Alkalinity

Created using VuSitu from In-Situ, Inc.

Low-Flow Test Report:

Test Date / Time: 8/6/2025 10:04:12 AM
Project: Plant Bowen AP CA July Week 3 Performance Monitoring
Operator Name: Shannon Northen

Location Name: INW-01 **Well Diameter: 2 in** **Casing Type: PVC** **Screen Length: 10 ft** **Top of Screen: 34.92 ft** **Total Depth: 44.92 ft** **Initial Depth to Water: 28.61 ft**	**Pump Type: QED Dedicated** **Tubing Type: LDPE** **Pump Intake From TOC: 39.92 ft** **Estimated Total Volume Pumped: 2500 ml** **Flow Cell Volume: 90 ml** **Final Flow Rate: 110 ml/min** **Final Draw Down: 0.03 ft**	**Instrument Used: Aqua TROLL 400** **Serial Number: 1202788**

Test Notes:
Pre-purge 2 L

Low-Flow Readings:

Date Time	Elapsed Time	pH	Temperature	Specific Conductivity	RDO Concentration	Turbidity	ORP	Depth to Water	Salinity	Flow
		+/- 0.1	+/- 5	+/- 5 %	+/- 10 %	+/- 5	+/- 10	+/- 0.3	+/- 10	
8/6/2025 10:04 AM	00:00	6.904 pH	19.85 °C	2,258 µS/cm	0.368 mg/L	0.080 NTU	55.2 mV	28.63 ft	1.171 PSU	130.0 ml/min
8/6/2025 10:09 AM	05:00	6.910 pH	19.93 °C	2,259 µS/cm	0.387 mg/L	0.250 NTU	53.3 mV	28.64 ft	1.172 PSU	130.0 ml/min
8/6/2025 10:14 AM	10:00	6.910 pH	20.00 °C	2,264 µS/cm	0.327 mg/L	0.350 NTU	51.8 mV	28.64 ft	1.174 PSU	130.0 ml/min
8/6/2025 10:19 AM	15:00	6.917 pH	20.17 °C	2,262 µS/cm	0.421 mg/L	0.310 NTU	50.5 mV	28.64 ft	1.173 PSU	110.0 ml/min
8/6/2025 10:24 AM	20:00	6.921 pH	20.11 °C	2,261 µS/cm	0.472 mg/L	0.150 NTU	49.6 mV	28.64 ft	1.172 PSU	110.0 ml/min

Samples

Sample ID:	Description:
INW-01	Metals, Inorganics, Alkalinity, TDS, Sulfide
FD-01	Metals, Inorganics, Alkalinity, TDS, Sulfide

Low-Flow Test Report:

Test Date / Time: 8/6/2025 11:51:34 AM
Project: Plant Bowen AP CA August Week 3 Performance Monitoring
Operator Name: Shannon Northen

Location Name: PT-04 **Well Diameter: 2 in** **Casing Type: PVC** **Screen Length: 10 ft** **Top of Screen: 34.88 ft** **Total Depth: 44.88 ft** **Initial Depth to Water: 28.42 ft**	**Pump Type: QED Dedicated** **Tubing Type: LDPE** **Pump Intake From TOC: 39.88 ft** **Estimated Total Volume Pumped: 2800 ml** **Flow Cell Volume: 90 ml** **Final Flow Rate: 140 ml/min** **Final Draw Down: 0.29 ft**	**Instrument Used: Aqua TROLL 400** **Serial Number: 1202788**

Test Notes:
Pre-purge 2 L

Low-Flow Readings:

Date Time	Elapsed Time	pH	Temperature	Specific Conductivity	RDO Concentration	Turbidity	ORP	Depth to Water	Salinity	Flow
		+/- 0.1	+/- 5	+/- 5 %	+/- 10 %	+/- 5	+/- 10	+/- 0.3	+/- 10	
8/6/2025 11:51 AM	00:00	7.054 pH	20.01 °C	1,645 µS/cm	0.294 mg/L	0.210 NTU	53.0 mV	28.70 ft	0.839 PSU	140.0 ml/min
8/6/2025 11:56 AM	05:00	7.054 pH	19.88 °C	1,646 µS/cm	0.233 mg/L	0.120 NTU	51.3 mV	28.70 ft	0.840 PSU	140.0 ml/min
8/6/2025 12:01 PM	10:00	7.054 pH	19.84 °C	1,644 µS/cm	0.205 mg/L	0.260 NTU	49.7 mV	28.70 ft	0.839 PSU	140.0 ml/min
8/6/2025 12:06 PM	15:00	7.052 pH	19.84 °C	1,646 µS/cm	0.194 mg/L	0.090 NTU	48.1 mV	28.70 ft	0.840 PSU	140.0 ml/min
8/6/2025 12:11 PM	20:00	7.050 pH	19.90 °C	1,646 µS/cm	0.180 mg/L	0.180 NTU	46.2 mV	28.71 ft	0.840 PSU	140.0 ml/min

Samples

Sample ID:	Description:
PT-04	Metals, Inorganics, Alkalinity, TDS, Sulfide

Low-Flow Test Report:

Test Date / Time: 8/6/2025 1:25:45 PM
Project: Plant Bowen AP CA August Week 3 Performance Monitoring
Operator Name: Shannon Northen

Location Name: PT-02 **Well Diameter: 2 in** **Casing Type: PVC** **Screen Length: 10 ft** **Top of Screen: 33.65 ft** **Total Depth: 43.65 ft** **Initial Depth to Water: 31.61 ft**	**Pump Type: QED Dedicated** **Tubing Type: LDPE** **Pump Intake From TOC: 38.65 ft** **Estimated Total Volume Pumped: 12335.667 ml** **Flow Cell Volume: 90 ml** **Final Flow Rate: 100 ml/min** **Final Draw Down: 0.1 ft**	**Instrument Used: Aqua TROLL 400** **Serial Number: 1202788**

Test Notes:
Pre-purge 2 L

Low-Flow Readings:

Date Time	Elapsed Time	pH	Temperature	Specific Conductivity	RDO Concentration	Turbidity	ORP	Depth to Water	Salinity	Flow
		+/- 0.1	+/- 5	+/- 5 %	+/- 10 %	+/- 5	+/- 10	+/- 0.3	+/- 10	
8/6/2025 1:25 PM	00:00	6.959 pH	20.76 °C	1,911 µS/cm	0.468 mg/L	0.430 NTU	49.3 mV	31.71 ft	0.983 PSU	140.0 ml/min
8/6/2025 1:30 PM	05:00	6.952 pH	20.77 °C	1,907 µS/cm	0.360 mg/L	0.890 NTU	49.7 mV	31.71 ft	0.981 PSU	140.0 ml/min
8/6/2025 1:35 PM	10:00	6.951 pH	21.00 °C	1,900 µS/cm	0.318 mg/L	2.110 NTU	50.1 mV	31.71 ft	0.977 PSU	110.0 ml/min
8/6/2025 1:40 PM	15:00	6.947 pH	21.21 °C	1,894 µS/cm	0.297 mg/L	2.790 NTU	50.2 mV	31.71 ft	0.974 PSU	110.0 ml/min
8/6/2025 1:45 PM	20:00	6.944 pH	21.86 °C	1,885 µS/cm	0.288 mg/L	3.770 NTU	50.1 mV	31.71 ft	0.969 PSU	110.0 ml/min
8/6/2025 1:46 PM	21:14	6.944 pH	21.69 °C	1,881 µS/cm	0.284 mg/L	3.820 NTU	50.4 mV	31.71 ft	0.967 PSU	110.0 ml/min
8/6/2025 1:51 PM	26:14	6.941 pH	21.32 °C	1,892 µS/cm	0.290 mg/L	4.240 NTU	50.9 mV	31.71 ft	0.973 PSU	110.0 ml/min
8/6/2025 1:56 PM	31:14	6.940 pH	22.21 °C	1,888 µS/cm	0.288 mg/L	5.210 NTU	50.6 mV	31.71 ft	0.971 PSU	110.0 ml/min
8/6/2025 2:01 PM	36:14	6.948 pH	21.98 °C	1,876 µS/cm	0.290 mg/L	5.600 NTU	51.5 mV	31.71 ft	0.964 PSU	110.0 ml/min
8/6/2025 2:06 PM	41:14	6.942 pH	21.26 °C	1,871 µS/cm	0.287 mg/L	5.610 NTU	51.8 mV	31.71 ft	0.961 PSU	100.0 ml/min
8/6/2025 2:11 PM	46:14	6.941 pH	20.87 °C	1,881 µS/cm	0.281 mg/L	5.760 NTU	52.3 mV	31.71 ft	0.967 PSU	100.0 ml/min
8/6/2025 2:16 PM	51:14	6.936 pH	21.09 °C	1,891 µS/cm	0.268 mg/L	5.380 NTU	52.2 mV	31.71 ft	0.972 PSU	100.0 ml/min
8/6/2025 2:21 PM	56:14	6.939 pH	21.31 °C	1,885 µS/cm	0.262 mg/L	5.380 NTU	52.4 mV	31.71 ft	0.969 PSU	100.0 ml/min
8/6/2025 2:26 PM	01:01:14	6.939 pH	21.18 °C	1,887 µS/cm	0.253 mg/L	6.830 NTU	52.7 mV	31.71 ft	0.970 PSU	100.0 ml/min
8/6/2025 2:31 PM	01:06:14	6.940 pH	20.93 °C	1,887 µS/cm	0.248 mg/L	5.680 NTU	53.1 mV	31.71 ft	0.970 PSU	100.0 ml/min

8/6/2025 2:36 PM	01:11:14	6.939 pH	20.77 °C	1,887 µS/cm	0.247 mg/L	5.860 NTU	53.3 mV	31.71 ft	0.970 PSU	100.0 ml/min
8/6/2025 2:41 PM	01:16:14	6.938 pH	20.83 °C	1,891 µS/cm	0.242 mg/L	5.850 NTU	53.4 mV	31.71 ft	0.972 PSU	100.0 ml/min
8/6/2025 2:46 PM	01:21:14	6.941 pH	21.09 °C	1,888 µS/cm	0.236 mg/L	5.710 NTU	53.4 mV	31.71 ft	0.971 PSU	100.0 ml/min
8/6/2025 2:51 PM	01:26:14	6.941 pH	20.82 °C	1,885 µS/cm	0.228 mg/L	5.610 NTU	53.6 mV	31.71 ft	0.969 PSU	100.0 ml/min
8/6/2025 2:56 PM	01:31:14	6.941 pH	20.69 °C	1,889 µS/cm	0.232 mg/L	5.330 NTU	53.7 mV	31.71 ft	0.971 PSU	100.0 ml/min
8/6/2025 3:01 PM	01:36:14	6.940 pH	20.55 °C	1,892 µS/cm	0.229 mg/L	5.640 NTU	53.9 mV	31.71 ft	0.972 PSU	100.0 ml/min
8/6/2025 3:06 PM	01:41:14	6.941 pH	20.59 °C	1,890 µS/cm	0.233 mg/L	5.660 NTU	53.9 mV	31.71 ft	0.971 PSU	100.0 ml/min
8/6/2025 3:11 PM	01:46:14	6.941 pH	20.40 °C	1,889 µS/cm	0.224 mg/L	4.910 NTU	54.1 mV	31.71 ft	0.971 PSU	100.0 ml/min
8/6/2025 3:16 PM	01:51:14	6.941 pH	20.47 °C	1,893 µS/cm	0.220 mg/L	4.920 NTU	54.2 mV	31.71 ft	0.973 PSU	100.0 ml/min
8/6/2025 3:21 PM	01:56:14	6.941 pH	20.43 °C	1,890 µS/cm	0.215 mg/L	4.810 NTU	54.2 mV	31.71 ft	0.971 PSU	100.0 ml/min

Samples

Sample ID:	Description:
PT-02	Metals, Inorganics, Alkalinity, TDS, Sulfide

Low-Flow Test Report:

Test Date / Time: 8/7/2025 10:28:08 AM
Project: Plant Bowen AP CA August Week 3 Performance Monitoring
Operator Name: Shannon Northen

Location Name: PT-05 **Well Diameter: 2 in** **Casing Type: PVC** **Screen Length: 10 ft** **Top of Screen: 35.19 ft** **Total Depth: 45.19 ft** **Initial Depth to Water: 28.71 ft**	**Pump Type: QED Dedicated** **Tubing Type: LDPE** **Pump Intake From TOC: 40.19 ft** **Estimated Total Volume Pumped: 3900 ml** **Flow Cell Volume: 90 ml** **Final Flow Rate: 130 ml/min** **Final Draw Down: 0.01 ft**	**Instrument Used: Aqua TROLL 400** **Serial Number: 1202788**

Test Notes:
Pre-purge 2 L

Low-Flow Readings:

Date Time	Elapsed Time	pH	Temperature	Specific Conductivity	RDO Concentration	Turbidity	ORP	Depth to Water	Salinity	Flow
		+/- 0.1	+/- 5	+/- 5 %	+/- 10 %	+/- 5	+/- 10	+/- 0.3	+/- 10	
8/7/2025 10:28 AM	00:00	6.914 pH	19.58 °C	1,465 µS/cm	0.720 mg/L	1.510 NTU	72.5 mV	28.71 ft	0.744 PSU	130.0 ml/min
8/7/2025 10:33 AM	05:00	6.917 pH	19.57 °C	1,470 µS/cm	0.636 mg/L	1.500 NTU	75.0 mV	28.72 ft	0.746 PSU	130.0 ml/min
8/7/2025 10:38 AM	10:00	6.922 pH	19.54 °C	1,465 µS/cm	0.591 mg/L	1.500 NTU	68.1 mV	28.72 ft	0.743 PSU	130.0 ml/min
8/7/2025 10:43 AM	15:00	6.924 pH	19.53 °C	1,481 µS/cm	0.480 mg/L	1.750 NTU	65.0 mV	28.72 ft	0.752 PSU	130.0 ml/min
8/7/2025 10:48 AM	20:00	6.928 pH	19.62 °C	1,504 µS/cm	0.390 mg/L	1.400 NTU	60.3 mV	28.72 ft	0.764 PSU	130.0 ml/min
8/7/2025 10:53 AM	25:00	6.931 pH	19.53 °C	1,504 µS/cm	0.349 mg/L	1.090 NTU	56.4 mV	28.72 ft	0.764 PSU	130.0 ml/min
8/7/2025 10:58 AM	30:00	6.931 pH	19.57 °C	1,536 µS/cm	0.320 mg/L	1.040 NTU	53.0 mV	28.72 ft	0.781 PSU	130.0 ml/min

Samples

Sample ID:	Description:
PT-05	Metals, Inorganics, Alkalinity, TDS, Sulfide

Created using VuSitu from In-Situ, Inc.

Low-Flow Test Report:

Test Date / Time: 8/7/2025 12:14:21 PM
Project: Plant Bowen AP CA August Week 3 Performance Monitoring
Operator Name: Shannon Northen

Location Name: PT-06 **Well Diameter: 2 in** **Casing Type: PVC** **Screen Length: 10 ft** **Top of Screen: 33.86 ft** **Total Depth: 43.86 ft** **Initial Depth to Water: 28.03 ft**	**Pump Type: QED Dedicated** **Tubing Type: LDPE** **Pump Intake From TOC: 38.86 ft** **Estimated Total Volume Pumped: 3355.833 ml** **Flow Cell Volume: 90 ml** **Final Flow Rate: 100 ml/min** **Final Draw Down: 2.66 ft**	**Instrument Used: Aqua TROLL 400** **Serial Number: 1202788**

Test Notes:
Pre-purge 2 L

Low-Flow Readings:

Date Time	Elapsed Time	pH	Temperature	Specific Conductivity	RDO Concentration	Turbidity	ORP	Depth to Water	Salinity	Flow
		+/- 0.1	+/- 5	+/- 5 %	+/- 10 %	+/- 5	+/- 10	+/- 0.3	+/- 10	
8/7/2025 12:14 PM	00:00	6.998 pH	20.04 °C	2,567 µS/cm	0.609 mg/L	1.770 NTU	5.9 mV	29.95 ft	1.340 PSU	110.0 ml/min
8/7/2025 12:15 PM	01:25	6.998 pH	20.05 °C	2,578 µS/cm	0.643 mg/L	1.830 NTU	5.3 mV	29.95 ft	1.346 PSU	110.0 ml/min
8/7/2025 12:20 PM	06:25	6.991 pH	20.11 °C	2,609 µS/cm	0.497 mg/L	1.460 NTU	-2.5 mV	30.20 ft	1.363 PSU	110.0 ml/min
8/7/2025 12:25 PM	11:25	6.983 pH	20.04 °C	2,642 µS/cm	0.417 mg/L	1.690 NTU	-0.4 mV	30.39 ft	1.382 PSU	110.0 ml/min
8/7/2025 12:30 PM	16:25	6.979 pH	20.02 °C	2,679 µS/cm	0.379 mg/L	1.470 NTU	-2.3 mV	30.59 ft	1.402 PSU	110.0 ml/min
8/7/2025 12:35 PM	21:25	6.974 pH	20.24 °C	2,706 µS/cm	0.374 mg/L	1.210 NTU	-4.4 mV	30.69 ft	1.417 PSU	100.0 ml/min
8/7/2025 12:40 PM	26:25	6.969 pH	20.30 °C	2,774 µS/cm	0.356 mg/L	0.970 NTU	-6.4 mV	30.69 ft	1.455 PSU	100.0 ml/min
8/7/2025 12:45 PM	31:25	6.969 pH	20.36 °C	2,809 µS/cm	0.353 mg/L	1.110 NTU	-8.6 mV	30.69 ft	1.474 PSU	100.0 ml/min

Samples

Sample ID:	Description:
PT-06	Metals, Inorganics, Alkalinity, TDS, Sulfide

Low-Flow Test Report:

Test Date / Time: 8/12/2025 10:55:24 AM
Project: Plant Bowen AP CA August Week 4 Performance Monitoring
Operator Name: Shannon Northen

Location Name: PT-02 **Well Diameter: 2 in** **Casing Type: PVC** **Screen Length: 10 ft** **Top of Screen: 33.65 ft** **Total Depth: 43.65 ft** **Initial Depth to Water: 31.75 ft**	**Pump Type: QED Dedicated** **Tubing Type: LDPE** **Pump Intake From TOC: 38.65 ft** **Estimated Total Volume Pumped: 2400 ml** **Flow Cell Volume: 90 ml** **Final Flow Rate: 120 ml/min** **Final Draw Down: 0.09 ft**	**Instrument Used: Aqua TROLL 400** **Serial Number: 1202788**

Test Notes:
Pre-purge 3 L

Low-Flow Readings:

Date Time	Elapsed Time	pH	Temperature	Specific Conductivity	RDO Concentration	Turbidity	ORP	Depth to Water	Salinity	Flow
		+/- 0.1	+/- 5	+/- 5 %	+/- 10 %	+/- 5	+/- 10	+/- 0.3	+/- 10	
8/12/2025 10:55 AM	00:00	6.861 pH	20.88 °C	1,944 µS/cm	0.363 mg/L	0.510 NTU	69.4 mV	31.83 ft	1.000 PSU	120.0 ml/min
8/12/2025 11:00 AM	05:00	6.862 pH	21.00 °C	1,939 µS/cm	0.318 mg/L	0.450 NTU	68.5 mV	31.83 ft	0.998 PSU	120.0 ml/min
8/12/2025 11:05 AM	10:00	6.861 pH	21.09 °C	1,932 µS/cm	0.284 mg/L	0.260 NTU	67.5 mV	31.84 ft	0.994 PSU	120.0 ml/min
8/12/2025 11:10 AM	15:00	6.866 pH	21.07 °C	1,925 µS/cm	0.266 mg/L	0.310 NTU	66.9 mV	31.84 ft	0.991 PSU	120.0 ml/min
8/12/2025 11:15 AM	20:00	6.864 pH	21.08 °C	1,924 µS/cm	0.265 mg/L	0.240 NTU	66.3 mV	31.84 ft	0.990 PSU	120.0 ml/min

Samples

Sample ID:	Description:
PT-02	Metals, Inorganics, Alkalinity

Low-Flow Test Report:

Test Date / Time: 8/12/2025 12:14:27 PM
Project: Plant Bowen AP CA August Week 4 Performance Monitoring
Operator Name: Shannon Northen

Location Name: PT-05 **Well Diameter: 2 in** **Casing Type: PVC** **Screen Length: 10 ft** **Top of Screen: 35.19 ft** **Total Depth: 45.19 ft** **Initial Depth to Water: 28.25 ft**	**Pump Type: QED Dedicated** **Tubing Type: LDPE** **Pump Intake From TOC: 40.19 ft** **Estimated Total Volume Pumped: 2400 ml** **Flow Cell Volume: 90 ml** **Final Flow Rate: 120 ml/min** **Final Draw Down: 0.55 ft**	**Instrument Used: Aqua TROLL 400** **Serial Number: 1202788**

Test Notes:
Pre-purge 2 L

Low-Flow Readings:

Date Time	Elapsed Time	pH	Temperature	Specific Conductivity	RDO Concentration	Turbidity	ORP	Depth to Water	Salinity	Flow
		+/- 0.1	+/- 5	+/- 5 %	+/- 10 %	+/- 5	+/- 10	+/- 0.3	+/- 10	
8/12/2025 12:14 PM	00:00	6.949 pH	20.40 °C	1,462 µS/cm	0.600 mg/L	1.170 NTU	49.2 mV	28.75 ft	0.742 PSU	120.0 ml/min
8/12/2025 12:19 PM	05:00	6.947 pH	20.43 °C	1,468 µS/cm	0.472 mg/L	1.100 NTU	46.2 mV	28.75 ft	0.745 PSU	120.0 ml/min
8/12/2025 12:24 PM	10:00	6.947 pH	20.46 °C	1,516 µS/cm	0.380 mg/L	0.890 NTU	40.8 mV	28.77 ft	0.771 PSU	120.0 ml/min
8/12/2025 12:29 PM	15:00	6.953 pH	20.58 °C	1,543 µS/cm	0.309 mg/L	0.920 NTU	35.0 mV	28.77 ft	0.785 PSU	120.0 ml/min
8/12/2025 12:34 PM	20:00	6.955 pH	20.57 °C	1,563 µS/cm	0.307 mg/L	0.960 NTU	28.8 mV	28.80 ft	0.796 PSU	120.0 ml/min

Samples

Sample ID:	Description:
PT-05	Metals, Inorganics, Alkalinity

Low-Flow Test Report:

Test Date / Time: 8/12/2025 12:32:04 PM
Project: Plant Bowen AP CA August Week 4 Performance Monitoring
Operator Name: Natalie Piparo

Location Name: INW-01 **Well Diameter: 2 in** **Casing Type: PVC** **Screen Length: 10 ft** **Top of Screen: 34.92 ft** **Total Depth: 44.92 ft** **Initial Depth to Water: 28.74 ft**	**Pump Type: QED Dedicated** **Tubing Type: LDPE** **Pump Intake From TOC: 39.92 ft** **Estimated Total Volume Pumped: 2200 ml** **Flow Cell Volume: 90 ml** **Final Flow Rate: 110 ml/min** **Final Draw Down: 0.01 ft**	**Instrument Used: Aqua TROLL 400** **Serial Number: 1197755**

Test Notes:
Prepurged 2 L

Low-Flow Readings:

Date Time	Elapsed Time	pH	Temperature	Specific Conductivity	RDO Concentration	Turbidity	ORP	Depth to Water	Salinity	Flow
		+/- 0.1	+/- 1000	+/- 5 %	+/- 10 %	+/- 5	+/- 1000	+/- 0.3	+/- 1000	
8/12/2025 12:32 PM	00:00	6.88 pH	21.87 °C	2,258.6 µS/cm	0.59 mg/L	0.73 NTU	3.9 mV	28.75 ft	1.17 PSU	110.00 ml/min
8/12/2025 12:37 PM	05:00	6.88 pH	21.67 °C	2,271.4 µS/cm	0.56 mg/L	0.21 NTU	22.0 mV	28.75 ft	1.18 PSU	110.00 ml/min
8/12/2025 12:42 PM	10:00	6.88 pH	21.63 °C	2,271.3 µS/cm	0.48 mg/L	0.45 NTU	23.3 mV	28.75 ft	1.18 PSU	110.00 ml/min
8/12/2025 12:47 PM	15:00	6.88 pH	21.55 °C	2,273.8 µS/cm	0.44 mg/L	0.41 NTU	24.1 mV	28.75 ft	1.18 PSU	110.00 ml/min
8/12/2025 12:52 PM	20:00	6.88 pH	21.50 °C	2,275.2 µS/cm	0.42 mg/L	0.24 NTU	24.4 mV	28.75 ft	1.18 PSU	110.00 ml/min

Samples

Sample ID:	Description:
INW-01	Metals, Inorganics, Alkalinity

Created using VuSitu from In-Situ, Inc.

Low-Flow Test Report:

Test Date / Time: 8/12/2025 1:34:43 PM
Project: Plant Bowen AP CA August Week 4 Performance Monitoring
Operator Name: Shannon Northen

Location Name: PT-06 **Well Diameter: 2 in** **Casing Type: PVC** **Screen Length: 10 ft** **Top of Screen: 33.86 ft** **Total Depth: 43.86 ft** **Initial Depth to Water: 28.16 ft**	**Pump Type: QED Dedicated** **Tubing Type: LDPE** **Pump Intake From TOC: 38.86 ft** **Estimated Total Volume Pumped: 3050 ml** **Flow Cell Volume: 90 ml** **Final Flow Rate: 120 ml/min** **Final Draw Down: 2.74 ft**	**Instrument Used: Aqua TROLL 400** **Serial Number: 1202788**

Test Notes:
Pre-purge 2 L

Low-Flow Readings:

Date Time	Elapsed Time	pH	Temperature	Specific Conductivity	RDO Concentration	Turbidity	ORP	Depth to Water	Salinity	Flow
		+/- 0.1	+/- 5	+/- 5 %	+/- 10 %	+/- 5	+/- 10	+/- 0.3	+/- 10	
8/12/2025 1:34 PM	00:00	6.998 pH	20.83 °C	2,596 µS/cm	0.526 mg/L	1.720 NTU	-15.6 mV	30.20 ft	1.357 PSU	130.0 ml/min
8/12/2025 1:39 PM	05:00	6.989 pH	20.73 °C	2,609 µS/cm	0.369 mg/L	1.610 NTU	-23.3 mV	30.55 ft	1.364 PSU	120.0 ml/min
8/12/2025 1:44 PM	10:00	6.981 pH	21.02 °C	2,661 µS/cm	0.360 mg/L	1.430 NTU	-17.6 mV	30.70 ft	1.393 PSU	120.0 ml/min
8/12/2025 1:49 PM	15:00	6.980 pH	20.90 °C	2,741 µS/cm	0.369 mg/L	1.230 NTU	-17.4 mV	30.84 ft	1.437 PSU	120.0 ml/min
8/12/2025 1:54 PM	20:00	6.973 pH	21.13 °C	2,734 µS/cm	0.326 mg/L	1.170 NTU	-17.7 mV	30.90 ft	1.433 PSU	120.0 ml/min
8/12/2025 1:59 PM	25:00	6.970 pH	21.45 °C	2,778 µS/cm	0.366 mg/L	1.040 NTU	-18.7 mV	30.90 ft	1.457 PSU	120.0 ml/min

Samples

Sample ID:	Description:
PT-06	Metals, Inorganics, Alkalinity
FD-01	Metals, Inorganics, Alkalinity

Low-Flow Test Report:

Test Date / Time: 8/12/2025 1:52:46 PM
Project: Plant Bowen AP CA August Week 4 Performance Monitoring
Operator Name: Natalie Piparo

Location Name: PT-04 **Well Diameter: 2 in** **Casing Type: PVC** **Screen Length: 10 ft** **Top of Screen: 34.88 ft** **Total Depth: 44.88 ft** **Initial Depth to Water: 28.54 ft**	**Pump Type: QED Dedicated** **Tubing Type: LDPE** **Pump Intake From TOC: 39.88 ft** **Estimated Total Volume Pumped: 3125 ml** **Flow Cell Volume: 90 ml** **Final Flow Rate: 125 ml/min** **Final Draw Down: 0.35 ft**	**Instrument Used: Aqua TROLL 400** **Serial Number: 1197755**

Test Notes:
Prepurged 2 L

Low-Flow Readings:

Date Time	Elapsed Time	pH	Temperature	Specific Conductivity	RDO Concentration	Turbidity	ORP	Depth to Water	Salinity	Flow
		+/- 0.1	+/- 1000	+/- 5 %	+/- 10 %	+/- 5	+/- 1000	+/- 0.3	+/- 1000	
8/12/2025 1:52 PM	00:00	7.01 pH	21.65 °C	1,636.0 µS/cm	0.57 mg/L	0.49 NTU	21.5 mV	28.84 ft	0.84 PSU	125.00 ml/min
8/12/2025 1:57 PM	05:00	7.01 pH	21.48 °C	1,666.1 µS/cm	0.44 mg/L	0.71 NTU	16.8 mV	28.85 ft	0.85 PSU	125.00 ml/min
8/12/2025 2:02 PM	10:00	7.01 pH	21.39 °C	1,655.6 µS/cm	0.35 mg/L	0.96 NTU	35.7 mV	28.86 ft	0.85 PSU	125.00 ml/min
8/12/2025 2:07 PM	15:00	7.01 pH	21.09 °C	1,633.8 µS/cm	0.28 mg/L	1.36 NTU	35.6 mV	28.87 ft	0.83 PSU	125.00 ml/min
8/12/2025 2:12 PM	20:00	7.01 pH	21.26 °C	1,628.7 µS/cm	0.25 mg/L	1.88 NTU	34.8 mV	28.88 ft	0.83 PSU	125.00 ml/min
8/12/2025 2:17 PM	25:00	7.01 pH	21.20 °C	1,635.9 µS/cm	0.22 mg/L	1.76 NTU	32.5 mV	28.89 ft	0.84 PSU	125.00 ml/min

Samples

Sample ID:	Description:
PT-04	Metals, Inorganics, Alkalinity

Created using VuSitu from In-Situ, Inc.

Low-Flow Test Report:

Test Date / Time: 8/26/2025 12:05:58 PM
Project: Plant Bowen AP CA August Week 6 Performance Monitoring
Operator Name: Shannon Northen

Location Name: PT-06 **Well Diameter: 2 in** **Casing Type: PVC** **Screen Length: 10 ft** **Top of Screen: 33.86 ft** **Total Depth: 43.86 ft** **Initial Depth to Water: 28.25 ft**	**Pump Type: QED Dedicated** **Tubing Type: LDPE** **Pump Intake From TOC: 38.86 ft** **Estimated Total Volume Pumped: 14000 ml** **Flow Cell Volume: 90 ml** **Final Flow Rate: 100 ml/min** **Final Draw Down: 3.9 ft**	**Instrument Used: Aqua TROLL 400** **Serial Number: 1202788**

Test Notes:
Pre-purged 7.5 L

Low-Flow Readings:

Date Time	Elapsed Time	pH	Temperature	Specific Conductivity	RDO Concentration	Turbidity	ORP	Depth to Water	Salinity	Flow
		+/- 0.1	+/- 5	+/- 5 %	+/- 10 %	+/- 5	+/- 10	+/- 0.3	+/- 10	
8/26/2025 12:05 PM	00:00	7.024 pH	20.59 °C	2,192 µS/cm	0.388 mg/L	5.690 NTU	16.0 mV	31.38 ft	1.135 PSU	100.0 ml/min
8/26/2025 12:10 PM	05:00	7.029 pH	20.59 °C	2,182 µS/cm	0.359 mg/L	5.160 NTU	5.8 mV	31.38 ft	1.130 PSU	100.0 ml/min
8/26/2025 12:15 PM	10:00	7.034 pH	20.58 °C	2,168 µS/cm	0.336 mg/L	5.160 NTU	9.0 mV	31.40 ft	1.122 PSU	100.0 ml/min
8/26/2025 12:20 PM	15:00	7.035 pH	20.55 °C	2,166 µS/cm	0.308 mg/L	5.780 NTU	5.9 mV	31.45 ft	1.121 PSU	100.0 ml/min
8/26/2025 12:25 PM	20:00	7.039 pH	20.63 °C	2,163 µS/cm	0.308 mg/L	5.620 NTU	2.9 mV	31.52 ft	1.119 PSU	100.0 ml/min
8/26/2025 12:30 PM	25:00	7.037 pH	20.56 °C	2,178 µS/cm	0.308 mg/L	6.020 NTU	0.9 mV	31.59 ft	1.128 PSU	100.0 ml/min
8/26/2025 12:35 PM	30:00	7.036 pH	20.58 °C	2,189 µS/cm	0.268 mg/L	6.690 NTU	-0.1 mV	31.62 ft	1.134 PSU	100.0 ml/min
8/26/2025 12:40 PM	35:00	7.037 pH	20.58 °C	2,206 µS/cm	0.271 mg/L	6.430 NTU	-1.4 mV	31.65 ft	1.143 PSU	100.0 ml/min
8/26/2025 12:45 PM	40:00	7.037 pH	20.49 °C	2,221 µS/cm	0.290 mg/L	6.860 NTU	-2.2 mV	31.69 ft	1.151 PSU	100.0 ml/min
8/26/2025 12:50 PM	45:00	7.036 pH	20.60 °C	2,234 µS/cm	0.329 mg/L	6.560 NTU	-3.3 mV	31.73 ft	1.158 PSU	100.0 ml/min
8/26/2025 12:55 PM	50:00	7.035 pH	20.63 °C	2,257 µS/cm	0.327 mg/L	6.700 NTU	-4.0 mV	31.79 ft	1.171 PSU	100.0 ml/min
8/26/2025 1:00 PM	55:00	7.039 pH	20.52 °C	2,268 µS/cm	0.345 mg/L	7.110 NTU	-4.5 mV	31.83 ft	1.176 PSU	100.0 ml/min
8/26/2025 1:05 PM	01:00:00	7.038 pH	20.60 °C	2,258 µS/cm	0.319 mg/L	6.810 NTU	-5.3 mV	31.90 ft	1.171 PSU	100.0 ml/min
8/26/2025 1:10 PM	01:05:00	7.035 pH	20.54 °C	2,276 µS/cm	0.319 mg/L	7.070 NTU	-6.1 mV	31.93 ft	1.181 PSU	100.0 ml/min
8/26/2025 1:15 PM	01:10:00	7.038 pH	20.60 °C	2,291 µS/cm	0.316 mg/L	7.170 NTU	-6.1 mV	32.00 ft	1.189 PSU	100.0 ml/min

8/26/2025 1:20 PM	01:15:00	7.034 pH	20.69 °C	2,309 µS/cm	0.291 mg/L	7.220 NTU	-6.4 mV	32.03 ft	1.199 PSU	100.0 ml/min
8/26/2025 1:25 PM	01:20:00	7.036 pH	20.83 °C	2,310 µS/cm	0.300 mg/L	7.110 NTU	-6.7 mV	32.05 ft	1.199 PSU	100.0 ml/min
8/26/2025 1:30 PM	01:25:00	7.036 pH	20.83 °C	2,323 µS/cm	0.310 mg/L	7.500 NTU	-6.7 mV	32.10 ft	1.207 PSU	100.0 ml/min
8/26/2025 1:35 PM	01:30:00	7.035 pH	20.91 °C	2,352 µS/cm	0.329 mg/L	7.360 NTU	-6.6 mV	32.11 ft	1.223 PSU	100.0 ml/min
8/26/2025 1:40 PM	01:35:00	7.035 pH	20.85 °C	2,382 µS/cm	0.329 mg/L	7.260 NTU	-6.4 mV	32.13 ft	1.239 PSU	100.0 ml/min
8/26/2025 1:45 PM	01:40:00	7.033 pH	20.92 °C	2,399 µS/cm	0.330 mg/L	6.900 NTU	-6.6 mV	32.14 ft	1.248 PSU	100.0 ml/min
8/26/2025 1:50 PM	01:45:00	7.032 pH	20.95 °C	2,418 µS/cm	0.336 mg/L	6.500 NTU	-6.3 mV	32.15 ft	1.259 PSU	100.0 ml/min
8/26/2025 1:55 PM	01:50:00	7.030 pH	21.12 °C	2,431 µS/cm	0.340 mg/L	5.970 NTU	-6.5 mV	32.15 ft	1.266 PSU	100.0 ml/min
8/26/2025 2:00 PM	01:55:00	7.031 pH	21.22 °C	2,460 µS/cm	0.329 mg/L	5.310 NTU	-6.6 mV	32.15 ft	1.282 PSU	100.0 ml/min
8/26/2025 2:05 PM	02:00:00	7.032 pH	21.17 °C	2,474 µS/cm	0.314 mg/L	5.530 NTU	-6.4 mV	32.15 ft	1.290 PSU	100.0 ml/min
8/26/2025 2:10 PM	02:05:00	7.030 pH	21.53 °C	2,477 µS/cm	0.315 mg/L	5.370 NTU	-6.8 mV	32.15 ft	1.292 PSU	100.0 ml/min
8/26/2025 2:15 PM	02:10:00	7.029 pH	22.01 °C	2,500 µS/cm	0.309 mg/L	5.330 NTU	-7.7 mV	32.15 ft	1.304 PSU	100.0 ml/min
8/26/2025 2:20 PM	02:15:00	7.034 pH	21.87 °C	2,519 µS/cm	0.331 mg/L	5.000 NTU	-7.4 mV	32.15 ft	1.315 PSU	100.0 ml/min
8/26/2025 2:25 PM	02:20:00	7.032 pH	21.64 °C	2,544 µS/cm	0.311 mg/L	4.500 NTU	-7.0 mV	32.15 ft	1.328 PSU	100.0 ml/min

Samples

Sample ID:	Description:
PT-06	Metals, Inorganics, Alkalinity, TDS, Sulfide

Low-Flow Test Report:

Test Date / Time: 8/26/2025 3:39:44 PM
Project: Plant Bowen AP CA August Week 6 Performance Monitoring
Operator Name: Shannon Northen

Location Name: PT-02 **Well Diameter: 2 in** **Casing Type: PVC** **Screen Length: 10 ft** **Top of Screen: 33.65 ft** **Total Depth: 43.65 ft** **Initial Depth to Water: 31.9 ft**	**Pump Type: QED Dedicated** **Tubing Type: LDPE** **Pump Intake From TOC: 38.65 ft** **Estimated Total Volume Pumped: 2400 ml** **Flow Cell Volume: 90 ml** **Final Flow Rate: 120 ml/min** **Final Draw Down: 0.05 ft**	**Instrument Used: Aqua TROLL 400** **Serial Number: 1202788**

Test Notes:
Pre-purged 2 L

Low-Flow Readings:

Date Time	Elapsed Time	pH	Temperature	Specific Conductivity	RDO Concentration	Turbidity	ORP	Depth to Water	Salinity	Flow
		+/- 0.1	+/- 5	+/- 5 %	+/- 10 %	+/- 5	+/- 10	+/- 0.3	+/- 10	
8/26/2025 3:39 PM	00:00	6.949 pH	20.82 °C	2,028 µS/cm	0.563 mg/L	0.180 NTU	29.5 mV	31.95 ft	1.046 PSU	120.0 ml/min
8/26/2025 3:44 PM	05:00	6.945 pH	20.82 °C	2,017 µS/cm	0.384 mg/L	0.080 NTU	24.7 mV	31.95 ft	1.040 PSU	120.0 ml/min
8/26/2025 3:49 PM	10:00	6.942 pH	20.61 °C	2,003 µS/cm	0.322 mg/L	0.020 NTU	33.8 mV	31.95 ft	1.033 PSU	120.0 ml/min
8/26/2025 3:54 PM	15:00	6.940 pH	20.55 °C	2,001 µS/cm	0.294 mg/L	0.140 NTU	35.0 mV	31.95 ft	1.031 PSU	120.0 ml/min
8/26/2025 3:59 PM	20:00	6.935 pH	20.63 °C	1,996 µS/cm	0.265 mg/L	0.010 NTU	36.0 mV	31.95 ft	1.028 PSU	120.0 ml/min

Samples

Sample ID:	Description:
PT-02	Metals, Inorganics, Alkalinity, TDS, Sulfide
FD-01	Metals, Inorganics, Alkalinity, TDS, Sulfide

Low-Flow Test Report:

Test Date / Time: 8/27/2025 10:20:21 AM
Project: Plant Bowen AP CA August Week 6 Performance Monitoring
Operator Name: Shannon Northen

Location Name: PT-05 **Well Diameter: 2 in** **Casing Type: PVC** **Screen Length: 10 ft** **Top of Screen: 35.19 ft** **Total Depth: 45.19 ft** **Initial Depth to Water: 28.38 ft**	**Pump Type: QED Dedicated** **Tubing Type: LDPE** **Pump Intake From TOC: 40.19 ft** **Estimated Total Volume Pumped: 3000 ml** **Flow Cell Volume: 90 ml** **Final Flow Rate: 100 ml/min** **Final Draw Down: 0.43 ft**	**Instrument Used: Aqua TROLL 400** **Serial Number: 1202788**

Test Notes:
Pre-purged 2 L

Low-Flow Readings:

Date Time	Elapsed Time	pH	Temperature	Specific Conductivity	RDO Concentration	Turbidity	ORP	Depth to Water	Salinity	Flow
		+/- 0.1	+/- 5	+/- 5 %	+/- 10 %	+/- 5	+/- 10	+/- 0.3	+/- 10	
8/27/2025 10:20 AM	00:00	6.912 pH	19.99 °C	1,455 µS/cm	0.574 mg/L	2.100 NTU	48.1 mV	28.78 ft	0.738 PSU	100.0 ml/min
8/27/2025 10:25 AM	05:00	6.917 pH	20.22 °C	1,461 µS/cm	0.537 mg/L	1.560 NTU	45.1 mV	28.79 ft	0.742 PSU	100.0 ml/min
8/27/2025 10:30 AM	10:00	6.923 pH	20.55 °C	1,460 µS/cm	0.500 mg/L	1.210 NTU	42.4 mV	28.79 ft	0.741 PSU	100.0 ml/min
8/27/2025 10:35 AM	15:00	6.928 pH	20.46 °C	1,455 µS/cm	0.473 mg/L	1.260 NTU	40.6 mV	28.80 ft	0.738 PSU	100.0 ml/min
8/27/2025 10:40 AM	20:00	6.931 pH	20.74 °C	1,452 µS/cm	0.403 mg/L	1.160 NTU	38.2 mV	28.81 ft	0.737 PSU	100.0 ml/min
8/27/2025 10:45 AM	25:00	6.934 pH	21.09 °C	1,457 µS/cm	0.393 mg/L	1.150 NTU	35.4 mV	28.81 ft	0.739 PSU	100.0 ml/min
8/27/2025 10:50 AM	30:00	6.940 pH	21.10 °C	1,458 µS/cm	0.401 mg/L	1.120 NTU	32.5 mV	28.81 ft	0.740 PSU	100.0 ml/min

Samples

Sample ID:	Description:
PT-05	Metals, Inorganics, Alkalinity, TDS, Sulfide

Created using VuSitu from In-Situ, Inc.

Low-Flow Test Report:

Test Date / Time: 8/27/2025 12:16:09 PM
Project: Plant Bowen AP CA August Week 6 Performance Monitoring
Operator Name: Shannon Northen

Location Name: PT-04 **Well Diameter: 2 in** **Casing Type: PVC** **Screen Length: 10 ft** **Top of Screen: 34.88 ft** **Total Depth: 44.88 ft** **Initial Depth to Water: 28.75 ft**	**Pump Type: QED Dedicated** **Tubing Type: LDPE** **Pump Intake From TOC: 39.88 ft** **Estimated Total Volume Pumped: 2400 ml** **Flow Cell Volume: 90 ml** **Final Flow Rate: 120 ml/min** **Final Draw Down: 0.3 ft**	**Instrument Used: Aqua TROLL 400** **Serial Number: 1202788**

Test Notes:
Pre-purged 2 L

Low-Flow Readings:

Date Time	Elapsed Time	pH	Temperature	Specific Conductivity	RDO Concentration	Turbidity	ORP	Depth to Water	Salinity	Flow
		+/- 0.1	+/- 5	+/- 5 %	+/- 10 %	+/- 5	+/- 10	+/- 0.3	+/- 10	
8/27/2025 12:16 PM	00:00	7.041 pH	19.93 °C	1,672 µS/cm	0.253 mg/L	1.450 NTU	27.0 mV	28.99 ft	0.854 PSU	120.0 ml/min
8/27/2025 12:21 PM	05:00	7.041 pH	19.99 °C	1,667 µS/cm	0.207 mg/L	1.190 NTU	25.8 mV	29.02 ft	0.851 PSU	120.0 ml/min
8/27/2025 12:26 PM	10:00	7.042 pH	19.86 °C	1,665 µS/cm	0.196 mg/L	0.910 NTU	24.4 mV	29.05 ft	0.850 PSU	120.0 ml/min
8/27/2025 12:31 PM	15:00	7.043 pH	19.79 °C	1,669 µS/cm	0.172 mg/L	0.730 NTU	21.5 mV	29.05 ft	0.852 PSU	120.0 ml/min
8/27/2025 12:36 PM	20:00	7.042 pH	19.75 °C	1,669 µS/cm	0.164 mg/L	0.810 NTU	17.5 mV	29.05 ft	0.852 PSU	120.0 ml/min

Samples

Sample ID:	Description:
PT-04	Metals, Inorganics, Alkalinity, TDS, Sulfide

Low-Flow Test Report:

Test Date / Time: 8/27/2025 1:44:13 PM
Project: Plant Bowen AP CA August Week 6 Performance Monitoring
Operator Name: Shannon Northen

Location Name: INW-01 **Well Diameter: 2 in** **Casing Type: PVC** **Screen Length: 10 ft** **Top of Screen: 34.92 ft** **Total Depth: 44.92 ft** **Initial Depth to Water: 28.93 ft**	**Pump Type: QED Dedicated** **Tubing Type: LDPE** **Pump Intake From TOC: 39.92 ft** **Estimated Total Volume Pumped: 3000 ml** **Flow Cell Volume: 90 ml** **Final Flow Rate: 120 ml/min** **Final Draw Down: 0.01 ft**	**Instrument Used: Aqua TROLL 400** **Serial Number: 1202788**

Test Notes:
Pre-purged 2.5 L

Low-Flow Readings:

Date Time	Elapsed Time	pH	Temperature	Specific Conductivity	RDO Concentration	Turbidity	ORP	Depth to Water	Salinity	Flow
		+/- 0.1	+/- 5	+/- 5 %	+/- 10 %	+/- 5	+/- 10	+/- 0.3	+/- 10	
8/27/2025 1:44 PM	00:00	6.925 pH	20.28 °C	2,351 µS/cm	0.264 mg/L	0.120 NTU	15.6 mV	28.93 ft	1.222 PSU	120.0 ml/min
8/27/2025 1:49 PM	05:00	6.926 pH	20.21 °C	2,354 µS/cm	0.258 mg/L	0.220 NTU	16.6 mV	28.93 ft	1.223 PSU	120.0 ml/min
8/27/2025 1:54 PM	10:00	6.927 pH	20.20 °C	2,360 µS/cm	0.236 mg/L	0.220 NTU	16.6 mV	28.94 ft	1.227 PSU	120.0 ml/min
8/27/2025 1:59 PM	15:00	6.927 pH	20.19 °C	2,358 µS/cm	0.238 mg/L	0.120 NTU	16.5 mV	28.94 ft	1.226 PSU	120.0 ml/min
8/27/2025 2:04 PM	20:00	6.928 pH	20.27 °C	2,355 µS/cm	0.204 mg/L	0.150 NTU	16.3 mV	28.94 ft	1.224 PSU	120.0 ml/min
8/27/2025 2:09 PM	25:00	6.930 pH	20.09 °C	2,357 µS/cm	0.234 mg/L	0.050 NTU	16.4 mV	28.94 ft	1.225 PSU	120.0 ml/min

Samples

Sample ID:	Description:
INW-01	Metals, Inorganics, Alkalinity, TDS, Sulfide

Low-Flow Test Report:

Test Date / Time: 9/11/2025 10:43:23 AM
Project: Plant Bowen AP CA September Month 2 Performance Monitoring
Operator Name: Jay Siewert

Location Name: PT-06 **Well Diameter: 2 in** **Casing Type: PVC** **Screen Length: 10 ft** **Top of Screen: 33.86 ft** **Total Depth: 43.86 ft** **Initial Depth to Water: 28.45 ft**	**Pump Type: QED Dedicated** **Tubing Type: LDPE** **Pump Intake From TOC: 38.86 ft** **Estimated Total Volume Pumped: 2200 ml** **Flow Cell Volume: 90 ml** **Final Flow Rate: 110 ml/min** **Final Draw Down: 3.64 ft**	**Instrument Used: Aqua TROLL 400** **Serial Number: 1170046**

Test Notes:
Pre-purged 6 L. High turbidity (20-30 NTU) at start of pre-purge.

Low-Flow Readings:

Date Time	Elapsed Time	pH	Temperature	Specific Conductivity	RDO Concentration	Turbidity	ORP	Depth to Water	Salinity	Flow
		+/- 0.1	+/- 5	+/- 5 %	+/- 10 %	+/- 5	+/- 10 %	+/- 0.3	+/- 10	
9/11/2025 10:43 AM	00:00	7.086 pH	20.94 °C	2,353 µS/cm	0.586 mg/L	5.360 NTU	-61.2 mV	31.99 ft	1.223 PSU	110.0 ml/min
9/11/2025 10:48 AM	05:00	7.088 pH	20.72 °C	2,424 µS/cm	0.563 mg/L	4.690 NTU	-52.6 mV	32.02 ft	1.262 PSU	110.0 ml/min
9/11/2025 10:53 AM	10:00	7.087 pH	20.70 °C	2,467 µS/cm	0.492 mg/L	4.480 NTU	-34.8 mV	32.05 ft	1.286 PSU	110.0 ml/min
9/11/2025 10:58 AM	15:00	7.085 pH	20.80 °C	2,500 µS/cm	0.481 mg/L	4.380 NTU	-32.8 mV	32.07 ft	1.304 PSU	110.0 ml/min
9/11/2025 11:03 AM	20:00	7.081 pH	20.97 °C	2,528 µS/cm	0.421 mg/L	4.290 NTU	-30.7 mV	32.09 ft	1.320 PSU	110.0 ml/min

Samples

Sample ID:	Description:
PT-06	Metals, Inorganics, Alkalinity, TDS

Low-Flow Test Report:

Test Date / Time: 9/11/2025 12:32:16 PM
Project: Plant Bowen AP CA September Month 2 Performance Monitoring
Operator Name: Jay Siewert

Location Name: PT-05 **Well Diameter: 2 in** **Casing Type: PVC** **Screen Length: 10 ft** **Top of Screen: 35.19 ft** **Total Depth: 45.19 ft** **Initial Depth to Water: 28.6 ft**	**Pump Type: QED Dedicated** **Tubing Type: LDPE** **Pump Intake From TOC: 40.19 ft** **Estimated Total Volume Pumped: 2200 ml** **Flow Cell Volume: 90 ml** **Final Flow Rate: 110 ml/min** **Final Draw Down: 0.42 ft**	**Instrument Used: Aqua TROLL 400** **Serial Number: 1170046**

Test Notes:
Pre-purged 2 L

Low-Flow Readings:

Date Time	Elapsed Time	pH	Temperature	Specific Conductivity	RDO Concentration	Turbidity	ORP	Depth to Water	Salinity	Flow
		+/- 0.1	+/- 5	+/- 5 %	+/- 10 %	+/- 5	+/- 10 %	+/- 0.3	+/- 10	
9/11/2025 12:32 PM	00:00	7.037 pH	20.53 °C	1,443 µS/cm	0.552 mg/L	2.780 NTU	-26.6 mV	29.00 ft	0.732 PSU	110.0 ml/min
9/11/2025 12:37 PM	05:00	7.035 pH	20.32 °C	1,442 µS/cm	0.399 mg/L	2.640 NTU	-17.4 mV	29.01 ft	0.731 PSU	110.0 ml/min
9/11/2025 12:42 PM	10:00	7.035 pH	20.32 °C	1,428 µS/cm	0.414 mg/L	2.280 NTU	-12.3 mV	29.01 ft	0.724 PSU	110.0 ml/min
9/11/2025 12:47 PM	15:00	7.035 pH	20.46 °C	1,428 µS/cm	0.329 mg/L	2.090 NTU	-14.6 mV	29.01 ft	0.724 PSU	110.0 ml/min
9/11/2025 12:52 PM	20:00	7.030 pH	20.49 °C	1,430 µS/cm	0.299 mg/L	1.640 NTU	-17.9 mV	29.02 ft	0.725 PSU	110.0 ml/min

Samples

Sample ID:	Description:
PT-05	Metals, Inorganics, Alkalinity, TDS
FD-01	Metals, Inorganics, Alkalinity, TDS

Low-Flow Test Report:

Test Date / Time: 9/11/2025 2:28:34 PM
Project: Plant Bowen AP CA September Month 2 Performance Monitoring
Operator Name: Jay Siewert

Location Name: PT-02 **Latitude: 31.220489772997123** **Longitude: -81.54408579699839** **Well Diameter: 2 in** **Casing Type: PVC** **Screen Length: 10 ft** **Top of Screen: 33.67 ft** **Total Depth: 43.67 ft** **Initial Depth to Water: 32.08 ft**	**Pump Type: QED Dedicated** **Tubing Type: LDPE** **Pump Intake From TOC: 38.67 ft** **Estimated Total Volume Pumped: 2500 ml** **Flow Cell Volume: 90 ml** **Final Flow Rate: 125 ml/min** **Final Draw Down: 0.11 ft**	**Instrument Used: Aqua TROLL 400** **Serial Number: 1170046**

Test Notes:
Pre-purged 2 L

Low-Flow Readings:

Date Time	Elapsed Time	pH	Temperature	Specific Conductivity	RDO Concentration	Turbidity	ORP	Depth to Water	Salinity	Flow
		+/- 0.1	+/- 5	+/- 5 %	+/- 10 %	+/- 5	+/- 10 %	+/- 0.3	+/- 10	
9/11/2025 2:28 PM	00:00	7.019 pH	21.47 °C	1,998 µS/cm	1.011 mg/L	0.680 NTU	4.0 mV	32.19 ft	1.030 PSU	125.0 ml/min
9/11/2025 2:33 PM	05:00	7.019 pH	21.20 °C	1,988 µS/cm	0.483 mg/L	0.720 NTU	34.1 mV	32.19 ft	1.024 PSU	125.0 ml/min
9/11/2025 2:38 PM	10:00	7.018 pH	21.02 °C	1,967 µS/cm	0.295 mg/L	0.710 NTU	33.5 mV	32.19 ft	1.013 PSU	125.0 ml/min
9/11/2025 2:43 PM	15:00	7.014 pH	21.28 °C	1,956 µS/cm	0.244 mg/L	0.420 NTU	36.3 mV	32.19 ft	1.007 PSU	125.0 ml/min
9/11/2025 2:48 PM	20:00	7.012 pH	21.45 °C	1,929 µS/cm	0.179 mg/L	0.280 NTU	39.4 mV	32.19 ft	0.993 PSU	125.0 ml/min

Samples

Sample ID:	Description:
PT-02	Metals, Inorganics, Alkalinity, TDS

Created using VuSitu from In-Situ, Inc.

Low-Flow Test Report:

Test Date / Time: 9/15/2025 10:32:48 AM
Project: Plant Bowen AP CA September Month 2 Performance Monitoring
Operator Name: Jay Siewert

Location Name: PT-04 **Well Diameter: 2 in** **Casing Type: PVC** **Screen Length: 10 ft** **Top of Screen: 34.88 ft** **Total Depth: 44.88 ft** **Initial Depth to Water: 28.91 ft**	**Pump Type: QED Dedicated** **Tubing Type: LDPE** **Pump Intake From TOC: 39.88 ft** **Estimated Total Volume Pumped: 2400 ml** **Flow Cell Volume: 90 ml** **Final Flow Rate: 120 ml/min** **Final Draw Down: 0.28 ft**	**Instrument Used: Aqua TROLL 400** **Serial Number: 1170046**

Test Notes:
Pre-purged 2 L

Low-Flow Readings:

Date Time	Elapsed Time	pH	Temperature	Specific Conductivity	RDO Concentration	Turbidity	ORP	Depth to Water	Salinity	Flow
		+/- 0.1	+/- 5	+/- 5 %	+/- 10 %	+/- 5	+/- 10 %	+/- 0.3	+/- 10	
9/15/2025 10:32 AM	00:00	7.053 pH	20.37 °C	1,446 µS/cm	0.303 mg/L	1.040 NTU	32.2 mV	29.19 ft	0.734 PSU	120.0 ml/min
9/15/2025 10:37 AM	05:00	7.055 pH	20.44 °C	1,468 µS/cm	0.255 mg/L	1.570 NTU	69.8 mV	29.19 ft	0.745 PSU	120.0 ml/min
9/15/2025 10:42 AM	10:00	7.054 pH	20.58 °C	1,471 µS/cm	0.220 mg/L	1.130 NTU	50.7 mV	29.19 ft	0.747 PSU	120.0 ml/min
9/15/2025 10:47 AM	15:00	7.056 pH	20.60 °C	1,468 µS/cm	0.198 mg/L	0.990 NTU	48.0 mV	29.19 ft	0.745 PSU	120.0 ml/min
9/15/2025 10:52 AM	20:00	7.057 pH	20.91 °C	1,464 µS/cm	0.192 mg/L	0.880 NTU	38.8 mV	29.19 ft	0.743 PSU	120.0 ml/min

Samples

Sample ID:	Description:
PT-04	Metals, Inorganics, Alkalinity, TDS

Low-Flow Test Report:

Test Date / Time: 9/15/2025 12:10:54 PM
Project: Plant Bowen AP CA September Month 2 Performance Monitoring
Operator Name: Jay Siewert

Location Name: INW-01 **Well Diameter: 2 in** **Casing Type: PVC** **Screen Length: 15 ft** **Top of Screen: 29.92 ft** **Total Depth: 44.92 ft** **Initial Depth to Water: 29.14 ft**	**Pump Type: QED Dedicated** **Tubing Type: LDPE** **Pump Intake From TOC: 37.42 ft** **Estimated Total Volume Pumped: 2400 ml** **Flow Cell Volume: 90 ml** **Final Flow Rate: 120 ml/min** **Final Draw Down: 0.06 ft**	**Instrument Used: Aqua TROLL 400** **Serial Number: 1170046**

Test Notes:
Pre-purged 2 L

Low-Flow Readings:

Date Time	Elapsed Time	pH	Temperature	Specific Conductivity	RDO Concentration	Turbidity	ORP	Depth to Water	Salinity	Flow
		+/- 0.1	+/- 5	+/- 5 %	+/- 10 %	+/- 5	+/- 10 %	+/- 0.3	+/- 10	
9/15/2025 12:10 PM	00:00	6.985 pH	21.06 °C	1,750 µS/cm	0.801 mg/L	0.780 NTU	33.3 mV	29.20 ft	0.896 PSU	120.0 ml/min
9/15/2025 12:15 PM	05:00	6.986 pH	21.13 °C	1,741 µS/cm	0.601 mg/L	1.060 NTU	72.2 mV	29.20 ft	0.891 PSU	120.0 ml/min
9/15/2025 12:20 PM	10:00	6.989 pH	20.91 °C	1,740 µS/cm	0.381 mg/L	0.620 NTU	54.9 mV	29.20 ft	0.891 PSU	120.0 ml/min
9/15/2025 12:25 PM	15:00	6.991 pH	20.83 °C	1,725 µS/cm	0.302 mg/L	0.630 NTU	55.3 mV	29.20 ft	0.883 PSU	120.0 ml/min
9/15/2025 12:30 PM	20:00	6.989 pH	21.03 °C	1,747 µS/cm	0.267 mg/L	0.470 NTU	55.2 mV	29.20 ft	0.894 PSU	120.0 ml/min

Samples

Sample ID:	Description:
INW-01	Metals, Inorganics, Alkalinity, TDS

Low-Flow Test Report:

Test Date / Time: 10/15/2025 11:11:52 AM
Project: Plant Bowen AP CA October Month 3 Performance Monitoring
Operator Name: Shannon Northen

Location Name: PT-06 **Well Diameter: 2 in** **Casing Type: PVC** **Screen Length: 10 ft** **Top of Screen: 33.86 ft** **Total Depth: 43.86 ft** **Initial Depth to Water: 28.93 ft**	**Pump Type: QED Dedicated** **Tubing Type: LDPE** **Pump Intake From TOC: 38.86 ft** **Estimated Total Volume Pumped: 2500 ml** **Flow Cell Volume: 90 ml** **Final Flow Rate: 100 ml/min** **Final Draw Down: 3.25 ft**	**Instrument Used: Aqua TROLL 400** **Serial Number: 1202788**

Test Notes:
Pre-purged 6.5

Low-Flow Readings:

Date Time	Elapsed Time	pH	Temperature	Specific Conductivity	RDO Concentration	Turbidity	ORP	Depth to Water	Salinity	Flow
		+/- 0.1	+/- 5	+/- 5 %	+/- 10 %	+/- 5	+/- 10	+/- 0.3	+/- 10	
10/15/2025 11:11 AM	00:00	6.960 pH	20.42 °C	2,427 µS/cm	0.468 mg/L	4.810 NTU	-19.9 mV	31.79 ft	1.263 PSU	100.0 ml/min
10/15/2025 11:16 AM	05:00	6.962 pH	19.91 °C	2,478 µS/cm	0.478 mg/L	4.150 NTU	-43.1 mV	31.83 ft	1.291 PSU	100.0 ml/min
10/15/2025 11:21 AM	10:00	6.965 pH	19.68 °C	2,504 µS/cm	0.430 mg/L	3.760 NTU	-0.5 mV	31.92 ft	1.306 PSU	100.0 ml/min
10/15/2025 11:26 AM	15:00	6.965 pH	19.56 °C	2,509 µS/cm	0.373 mg/L	2.970 NTU	1.4 mV	32.00 ft	1.308 PSU	100.0 ml/min
10/15/2025 11:31 AM	20:00	6.967 pH	19.55 °C	2,524 µS/cm	0.328 mg/L	2.820 NTU	2.2 mV	32.10 ft	1.316 PSU	100.0 ml/min
10/15/2025 11:36 AM	25:00	6.968 pH	19.57 °C	2,540 µS/cm	0.313 mg/L	2.740 NTU	3.0 mV	32.18 ft	1.325 PSU	100.0 ml/min

Samples

Sample ID:	Description:
PT-06	Metals, Inorganics, Alkalinity, TDS, Sulfide

Created using VuSitu from In-Situ, Inc.

Low-Flow Test Report:

Test Date / Time: 10/15/2025 12:50:52 PM
Project: Plant Bowen AP CA October Month 3 Performance Monitoring
Operator Name: Shannon Northen

Location Name: PT-05 **Well Diameter: 2 in** **Casing Type: PVC** **Screen Length: 10 ft** **Top of Screen: 35.19 ft** **Total Depth: 45.19 ft** **Initial Depth to Water: 29.08 ft**	**Pump Type: QED Dedicated** **Tubing Type: LDPE** **Pump Intake From TOC: 40.19 ft** **Estimated Total Volume Pumped: 2800 ml** **Flow Cell Volume: 90 ml** **Final Flow Rate: 100 ml/min** **Final Draw Down: 0.33 ft**	**Instrument Used: Aqua TROLL 400** **Serial Number: 1202788**

Test Notes:
Pre-purged 3 L

Low-Flow Readings:

Date Time	Elapsed Time	pH	Temperature	Specific Conductivity	RDO Concentration	Turbidity	ORP	Depth to Water	Salinity	Flow
		+/- 0.1	+/- 5	+/- 5 %	+/- 10 %	+/- 5	+/- 10	+/- 0.3	+/- 10	
10/15/2025 12:50 PM	00:00	6.886 pH	19.43 °C	1,249 µS/cm	0.514 mg/L	0.420 NTU	36.0 mV	29.52 ft	0.629 PSU	120.0 ml/min
10/15/2025 12:55 PM	05:00	6.883 pH	19.44 °C	1,257 µS/cm	0.397 mg/L	0.440 NTU	42.5 mV	29.53 ft	0.633 PSU	120.0 ml/min
10/15/2025 1:00 PM	10:00	6.881 pH	19.48 °C	1,271 µS/cm	0.379 mg/L	0.520 NTU	45.5 mV	29.54 ft	0.641 PSU	120.0 ml/min
10/15/2025 1:05 PM	15:00	6.878 pH	19.84 °C	1,275 µS/cm	0.381 mg/L	0.590 NTU	47.5 mV	29.54 ft	0.643 PSU	100.0 ml/min
10/15/2025 1:10 PM	20:00	6.880 pH	20.02 °C	1,282 µS/cm	0.460 mg/L	0.500 NTU	49.4 mV	29.41 ft	0.647 PSU	100.0 ml/min
10/15/2025 1:15 PM	25:00	6.877 pH	20.02 °C	1,280 µS/cm	0.448 mg/L	0.480 NTU	51.2 mV	29.41 ft	0.645 PSU	100.0 ml/min

Samples

Sample ID:	Description:
PT-05	Metals, Inorganics, Alkalinity, TDS, Sulfide

Created using VuSitu from In-Situ, Inc.

Low-Flow Test Report:

Test Date / Time: 10/15/2025 2:22:18 PM
Project: Plant Bowen AP CA October Month 3 Performance Monitoring
Operator Name: Shannon Northen

Location Name: INW-01 **Well Diameter: 2 in** **Casing Type: PVC** **Screen Length: 15 ft** **Top of Screen: 29.92 ft** **Total Depth: 44.92 ft** **Initial Depth to Water: 29.59 ft**	**Pump Type: QED Dedicated** **Tubing Type: LDPE** **Pump Intake From TOC: 37.42 ft** **Estimated Total Volume Pumped: 4200 ml** **Flow Cell Volume: 90 ml** **Final Flow Rate: 120 ml/min** **Final Draw Down: 0.03 ft**	**Instrument Used: Aqua TROLL 400** **Serial Number: 1202788**

Test Notes:
Pre-purged 2 L

Low-Flow Readings:

Date Time	Elapsed Time	pH	Temperature	Specific Conductivity	RDO Concentration	Turbidity	ORP	Depth to Water	Salinity	Flow
		+/- 0.1	+/- 5	+/- 5 %	+/- 10 %	+/- 5	+/- 10	+/- 0.3	+/- 10	
10/15/2025 2:22 PM	00:00	6.863 pH	20.12 °C	1,501 µS/cm	0.805 mg/L	0.490 NTU	49.2 mV	29.60 ft	0.763 PSU	120.0 ml/min
10/15/2025 2:27 PM	05:00	6.858 pH	20.06 °C	1,497 µS/cm	0.618 mg/L	0.430 NTU	46.3 mV	29.62 ft	0.760 PSU	120.0 ml/min
10/15/2025 2:32 PM	10:00	6.855 pH	20.10 °C	1,513 µS/cm	0.570 mg/L	0.580 NTU	55.5 mV	29.62 ft	0.769 PSU	120.0 ml/min
10/15/2025 2:37 PM	15:00	6.853 pH	20.04 °C	1,504 µS/cm	0.432 mg/L	0.570 NTU	57.2 mV	29.62 ft	0.764 PSU	120.0 ml/min
10/15/2025 2:42 PM	20:00	6.853 pH	19.97 °C	1,502 µS/cm	0.395 mg/L	0.480 NTU	58.5 mV	29.62 ft	0.763 PSU	120.0 ml/min
10/15/2025 2:47 PM	25:00	6.852 pH	20.07 °C	1,499 µS/cm	0.343 mg/L	0.560 NTU	59.4 mV	29.62 ft	0.762 PSU	120.0 ml/min
10/15/2025 2:52 PM	30:00	6.852 pH	20.33 °C	1,498 µS/cm	0.399 mg/L	0.550 NTU	60.0 mV	29.62 ft	0.761 PSU	120.0 ml/min
10/15/2025 2:57 PM	35:00	6.852 pH	20.35 °C	1,497 µS/cm	0.406 mg/L	0.380 NTU	60.6 mV	29.62 ft	0.761 PSU	120.0 ml/min

Samples

Sample ID:	Description:
INW-01	Metals, Inorganics, Alkalinity, TDS, Sulfide

Created using VuSitu from In-Situ, Inc.

Low-Flow Test Report:

Test Date / Time: 10/16/2025 10:32:45 AM
Project: Plant Bowen AP CA October Month 3 Performance Monitoring
Operator Name: Shannon Northen

Location Name: PT-02 **Well Diameter: 2 in** **Casing Type: PVC** **Screen Length: 10 ft** **Top of Screen: 33.65 ft** **Total Depth: 43.65 ft** **Initial Depth to Water: 32.56 ft**	**Pump Type: QED Dedicated** **Tubing Type: LDPE** **Pump Intake From TOC: 38.65 ft** **Estimated Total Volume Pumped: 3600 ml** **Flow Cell Volume: 90 ml** **Final Flow Rate: 110 ml/min** **Final Draw Down: 0.1 ft**	**Instrument Used: Aqua TROLL 400** **Serial Number: 1202788**

Test Notes:
Pre-purged 2 L

Low-Flow Readings:

Date Time	Elapsed Time	pH	Temperature	Specific Conductivity	RDO Concentration	Turbidity	ORP	Depth to Water	Salinity	Flow
		+/- 0.1	+/- 5	+/- 5 %	+/- 10 %	+/- 5	+/- 10	+/- 0.3	+/- 10	
10/16/2025 10:32 AM	00:00	6.771 pH	19.31 °C	1,497 µS/cm	0.253 mg/L	0.430 NTU	53.8 mV	32.66 ft	0.760 PSU	125.0 ml/min
10/16/2025 10:37 AM	05:00	6.767 pH	19.35 °C	1,502 µS/cm	0.215 mg/L	0.340 NTU	58.3 mV	32.66 ft	0.763 PSU	125.0 ml/min
10/16/2025 10:42 AM	10:00	6.767 pH	19.36 °C	1,503 µS/cm	0.194 mg/L	0.200 NTU	59.8 mV	32.66 ft	0.764 PSU	125.0 ml/min
10/16/2025 10:47 AM	15:00	6.766 pH	19.41 °C	1,496 µS/cm	0.184 mg/L	0.700 NTU	61.0 mV	32.66 ft	0.760 PSU	125.0 ml/min
10/16/2025 10:52 AM	20:00	6.766 pH	19.52 °C	1,490 µS/cm	0.176 mg/L	0.820 NTU	62.0 mV	32.66 ft	0.757 PSU	110.0 ml/min
10/16/2025 10:57 AM	25:00	6.766 pH	19.70 °C	1,489 µS/cm	0.182 mg/L	0.500 NTU	62.5 mV	32.66 ft	0.756 PSU	110.0 ml/min
10/16/2025 11:02 AM	30:00	6.767 pH	19.80 °C	1,484 µS/cm	0.180 mg/L	0.160 NTU	63.0 mV	32.66 ft	0.753 PSU	110.0 ml/min

Samples

Sample ID:	Description:
PT-02	Metals, Inorganics, Alkalinity, TDS, Sulfide
FD-01	Metals, Inorganics, Alkalinity, TDS, Sulfide

Low-Flow Test Report:

Test Date / Time: 10/16/2025 11:30:40 AM
Project: Plant Bowen AP CA October Month 3 Performance Monitoring
Operator Name: William Laaker

Location Name: PT-04 **Well Diameter: 2 in** **Casing Type: PVC** **Screen Length: 10 ft** **Top of Screen: 34.88 ft** **Total Depth: 44.88 ft** **Initial Depth to Water: 29.3 ft**	**Pump Type: QED Dedicated** **Tubing Type: LDPE** **Pump Intake From TOC: 39.88 ft** **Estimated Total Volume Pumped: 2400 ml** **Flow Cell Volume: 90 ml** **Final Flow Rate: 120 ml/min** **Final Draw Down: 0.35 ft**	**Instrument Used: Aqua TROLL 400** **Serial Number: 1182553**

Test Notes:
Prepurged 6 L

Low-Flow Readings:

Date Time	Elapsed Time	pH	Temperature	Specific Conductivity	RDO Concentration	Turbidity	ORP	Depth to Water	Salinity	Flow
		+/- 0.1	+/- 1000 %	+/- 5 %	+/- 10 %	+/- 10	+/- 1000 %	+/- 0.3	+/- 1000 %	
10/16/2025 11:30 AM	00:00	7.018 pH	21.05 °C	1,449 µS/cm	0.151 mg/L	4.870 NTU	-10.6 mV	29.65 ft	0.735 PSU	120.0 ml/min
10/16/2025 11:35 AM	05:00	7.018 pH	21.01 °C	1,458 µS/cm	0.146 mg/L	4.490 NTU	1.4 mV	29.65 ft	0.740 PSU	120.0 ml/min
10/16/2025 11:40 AM	10:00	7.017 pH	21.05 °C	1,472 µS/cm	0.146 mg/L	4.350 NTU	3.4 mV	29.65 ft	0.747 PSU	120.0 ml/min
10/16/2025 11:45 AM	15:00	7.015 pH	21.04 °C	1,482 µS/cm	0.142 mg/L	3.440 NTU	3.8 mV	29.65 ft	0.753 PSU	120.0 ml/min
10/16/2025 11:50 AM	20:00	7.010 pH	21.19 °C	1,496 µS/cm	0.143 mg/L	3.230 NTU	4.4 mV	29.65 ft	0.760 PSU	120.0 ml/min

Samples

Sample ID:	Description:
PT-04	Metals, Inorganics, Alkalinity, TDS, Sulfide

Created using VuSitu from In-Situ, Inc.

Low-Flow Test Report:

Test Date / Time: 12/8/2025 10:43:45 AM
Project: Plant Bowen AP CA December Month 5 Performance Monitoring
Operator Name: Shannon Northen

Location Name: PT-05 **Well Diameter: 2 in** **Casing Type: PVC** **Screen Length: 10 ft** **Top of Screen: 35.19 ft** **Total Depth: 45.19 ft** **Initial Depth to Water: 29.11 ft**	**Pump Type: QED Dedicated** **Tubing Type: LDPE** **Pump Intake From TOC: 40.19 ft** **Estimated Total Volume Pumped: 3850 ml** **Flow Cell Volume: 90 ml** **Final Flow Rate: 110 ml/min** **Final Draw Down: 0.54 ft**	**Instrument Used: Aqua TROLL 400** **Serial Number: 1202788**

Test Notes:
Pre-purged 2.5 L

Low-Flow Readings:

Date Time	Elapsed Time	pH	Temperature	Specific Conductivity	RDO Concentration	Turbidity	ORP	Depth to Water	Salinity	Flow
		+/- 0.1	+/- 5	+/- 5 %	+/- 10 %	+/- 5	+/- 10	+/- 0.3	+/- 10	
12/8/2025 10:43 AM	00:00	6.734 pH	16.90 °C	1,786 µS/cm	0.265 mg/L	1.800 NTU	46.1 mV	29.60 ft	0.913 PSU	110.0 ml/min
12/8/2025 10:48 AM	05:00	6.738 pH	16.87 °C	1,795 µS/cm	0.290 mg/L	1.660 NTU	43.6 mV	29.60 ft	0.918 PSU	110.0 ml/min
12/8/2025 10:53 AM	10:00	6.738 pH	17.03 °C	1,803 µS/cm	0.281 mg/L	1.560 NTU	41.8 mV	29.60 ft	0.922 PSU	110.0 ml/min
12/8/2025 10:58 AM	15:00	6.739 pH	16.96 °C	1,811 µS/cm	0.311 mg/L	1.380 NTU	38.7 mV	29.62 ft	0.927 PSU	110.0 ml/min
12/8/2025 11:03 AM	20:00	6.739 pH	17.07 °C	1,808 µS/cm	0.292 mg/L	0.700 NTU	35.7 mV	29.63 ft	0.925 PSU	110.0 ml/min
12/8/2025 11:08 AM	25:00	6.741 pH	17.12 °C	1,814 µS/cm	0.277 mg/L	1.350 NTU	32.2 mV	29.63 ft	0.929 PSU	110.0 ml/min
12/8/2025 11:13 AM	30:00	6.739 pH	17.05 °C	1,824 µS/cm	0.291 mg/L	1.330 NTU	29.5 mV	29.64 ft	0.934 PSU	110.0 ml/min
12/8/2025 11:18 AM	35:00	6.742 pH	17.07 °C	1,825 µS/cm	0.284 mg/L	1.180 NTU	27.6 mV	29.65 ft	0.935 PSU	110.0 ml/min

Samples

Sample ID:	Description:
PT-05	Metals, Inorganics, Alkalinity, TDS

Low-Flow Test Report:

Test Date / Time: 12/8/2025 10:45:56 AM
Project: Plant Bowen AP December Month 5 Performance Monitoring
Operator Name: Natalie Piparo

Location Name: PT-06 **Well Diameter: 2 in** **Casing Type: PVC** **Screen Length: 10 ft** **Top of Screen: 33.86 ft** **Total Depth: 43.86 ft** **Initial Depth to Water: 28.91 ft**	**Pump Type: QED Dedicated** **Tubing Type: LDPE** **Pump Intake From TOC: 38.86 ft** **Estimated Total Volume Pumped: 5870 ml** **Flow Cell Volume: 90 ml** **Final Flow Rate: 110 ml/min** **Final Draw Down: 4.12 ft**	**Instrument Used: Aqua TROLL 400** **Serial Number: 1197755**

Test Notes:
Prepurged 4.5 L

Low-Flow Readings:

Date Time	Elapsed Time	pH	Temperature	Specific Conductivity	RDO Concentration	Turbidity	ORP	Depth to Water	Salinity	Flow
		+/- 0.1	+/- 1000	+/- 5 %	+/- 10 %	+/- 5	+/- 1000	+/- 0.3	+/- 1000	
12/8/2025 10:45 AM	00:00	6.86 pH	16.55 °C	2,532.7 µS/cm	0.76 mg/L	10.30 NTU	1.6 mV	31.58 ft	1.32 PSU	120.00 ml/min
12/8/2025 10:50 AM	05:00	6.90 pH	16.90 °C	2,497.9 µS/cm	0.49 mg/L	8.51 NTU	-38.9 mV	31.91 ft	1.30 PSU	120.00 ml/min
12/8/2025 10:55 AM	10:00	6.92 pH	16.93 °C	2,470.2 µS/cm	0.43 mg/L	7.23 NTU	0.2 mV	32.17 ft	1.28 PSU	120.00 ml/min
12/8/2025 11:00 AM	15:00	6.93 pH	16.84 °C	2,537.7 µS/cm	0.40 mg/L	6.66 NTU	-1.0 mV	32.31 ft	1.32 PSU	110.00 ml/min
12/8/2025 11:05 AM	20:00	6.94 pH	16.95 °C	2,575.2 µS/cm	0.49 mg/L	5.95 NTU	-2.4 mV	32.46 ft	1.34 PSU	110.00 ml/min
12/8/2025 11:10 AM	25:00	6.95 pH	16.92 °C	2,588.1 µS/cm	0.52 mg/L	5.55 NTU	-1.7 mV	32.60 ft	1.35 PSU	110.00 ml/min
12/8/2025 11:15 AM	30:00	6.96 pH	16.92 °C	2,617.8 µS/cm	0.62 mg/L	5.23 NTU	-1.5 mV	32.72 ft	1.37 PSU	110.00 ml/min
12/8/2025 11:20 AM	35:00	6.97 pH	16.90 °C	2,618.6 µS/cm	0.71 mg/L	4.40 NTU	-0.8 mV	32.82 ft	1.37 PSU	110.00 ml/min
12/8/2025 11:25 AM	40:00	6.97 pH	17.01 °C	2,645.9 µS/cm	0.66 mg/L	4.25 NTU	-1.3 mV	32.89 ft	1.38 PSU	110.00 ml/min
12/8/2025 11:27 AM	42:00	6.97 pH	17.01 °C	2,677.5 µS/cm	0.66 mg/L	4.25 NTU	-3.0 mV	32.89 ft	1.40 PSU	110.00 ml/min
12/8/2025 11:32 AM	47:00	6.97 pH	17.09 °C	2,681.6 µS/cm	0.65 mg/L	4.05 NTU	-1.2 mV	33.00 ft	1.40 PSU	110.00 ml/min
12/8/2025 11:37 AM	52:00	6.98 pH	17.09 °C	2,703.3 µS/cm	0.63 mg/L	3.95 NTU	-1.1 mV	33.03 ft	1.41 PSU	110.00 ml/min

Samples

Sample ID:	Description:

PT-06	Metals, Inorganics, Alkalinity, TDS

Created using VuSitu from In-Situ, Inc.

Low-Flow Test Report:

Test Date / Time: 12/8/2025 12:18:42 PM
Project: Plant Bowen AP CA December Month 5 Performance Monitoring
Operator Name: Shannon Northen

Location Name: PT-02 **Well Diameter: 2 in** **Casing Type: PVC** **Screen Length: 10 ft** **Top of Screen: 33.65 ft** **Total Depth: 43.65 ft** **Initial Depth to Water: 32.65 ft**	**Pump Type: QED Dedicated** **Tubing Type: LDPE** **Pump Intake From TOC: 38.65 ft** **Estimated Total Volume Pumped: 2750 ml** **Flow Cell Volume: 90 ml** **Final Flow Rate: 110 ml/min** **Final Draw Down: 0.05 ft**	**Instrument Used: Aqua TROLL 400** **Serial Number: 1202788**

Test Notes:
Pre-purged 2L

Low-Flow Readings:

Date Time	Elapsed Time	pH	Temperature	Specific Conductivity	RDO Concentration	Turbidity	ORP	Depth to Water	Salinity	Flow
		+/- 0.1	+/- 5	+/- 5 %	+/- 10 %	+/- 5	+/- 10	+/- 0.3	+/- 10	
12/8/2025 12:18 PM	00:00	6.662 pH	17.16 °C	1,402 µS/cm	0.812 mg/L	0.850 NTU	31.0 mV	32.70 ft	0.709 PSU	110.0 ml/min
12/8/2025 12:23 PM	05:00	6.655 pH	17.21 °C	1,397 µS/cm	0.740 mg/L	0.790 NTU	30.5 mV	32.70 ft	0.706 PSU	110.0 ml/min
12/8/2025 12:28 PM	10:00	6.653 pH	17.18 °C	1,412 µS/cm	0.705 mg/L	0.550 NTU	35.9 mV	32.70 ft	0.714 PSU	110.0 ml/min
12/8/2025 12:33 PM	15:00	6.651 pH	16.98 °C	1,405 µS/cm	0.689 mg/L	0.860 NTU	37.7 mV	32.70 ft	0.710 PSU	110.0 ml/min
12/8/2025 12:38 PM	20:00	6.650 pH	16.98 °C	1,403 µS/cm	0.686 mg/L	0.850 NTU	39.2 mV	32.70 ft	0.709 PSU	110.0 ml/min
12/8/2025 12:43 PM	25:00	6.648 pH	17.04 °C	1,398 µS/cm	0.683 mg/L	0.830 NTU	40.2 mV	32.70 ft	0.707 PSU	110.0 ml/min

Samples

Sample ID:	Description:
PT-02	Metals, Inorganics, Alkalinity, TDS

Created using VuSitu from In-Situ, Inc.

Low-Flow Test Report:

Test Date / Time: 12/8/2025 1:50:58 PM
Project: Plant Bowen AP CA December Month 5 Performance Monitoring
Operator Name: Shannon Northen

Location Name: INW-01 **Well Diameter: 2 in** **Casing Type: PVC** **Screen Length: 10 ft** **Top of Screen: 34.92 ft** **Total Depth: 44.92 ft** **Initial Depth to Water: 29.65 ft**	**Pump Type: QED Dedicated** **Tubing Type: LDPE** **Pump Intake From TOC: 39.92 ft** **Estimated Total Volume Pumped: 4950 ml** **Flow Cell Volume: 90 ml** **Final Flow Rate: 110 ml/min** **Final Draw Down: 0.05 ft**	**Instrument Used: Aqua TROLL 400** **Serial Number: 1202788**

Test Notes:
Pre-purged 2 L

Low-Flow Readings:

Date Time	Elapsed Time	pH	Temperature	Specific Conductivity	RDO Concentration	Turbidity	ORP	Depth to Water	Salinity	Flow
		+/- 0.1	+/- 5	+/- 5 %	+/- 10 %	+/- 5	+/- 10	+/- 0.3	+/- 10	
12/8/2025 1:50 PM	00:00	6.697 pH	17.15 °C	1,457 µS/cm	1.112 mg/L	1.260 NTU	50.2 mV	29.70 ft	0.738 PSU	110 ml/min
12/8/2025 1:55 PM	05:00	6.690 pH	17.88 °C	1,454 µS/cm	0.910 mg/L	1.620 NTU	48.6 mV	29.70 ft	0.737 PSU	110 ml/min
12/8/2025 2:00 PM	10:00	6.694 pH	17.30 °C	1,476 µS/cm	0.845 mg/L	1.070 NTU	51.7 mV	29.70 ft	0.748 PSU	110 ml/min
12/8/2025 2:05 PM	15:00	6.695 pH	17.04 °C	1,477 µS/cm	0.705 mg/L	1.180 NTU	52.4 mV	29.70 ft	0.748 PSU	110 ml/min
12/8/2025 2:10 PM	20:00	6.690 pH	17.12 °C	1,480 µS/cm	0.648 mg/L	1.150 NTU	52.7 mV	29.70 ft	0.750 PSU	110 ml/min
12/8/2025 2:15 PM	25:00	6.690 pH	17.69 °C	1,472 µS/cm	0.598 mg/L	1.080 NTU	53.0 mV	29.70 ft	0.746 PSU	110 ml/min
12/8/2025 2:20 PM	30:00	6.692 pH	17.34 °C	1,474 µS/cm	0.623 mg/L	1.180 NTU	53.6 mV	29.70 ft	0.747 PSU	110 ml/min
12/8/2025 2:25 PM	35:00	6.697 pH	17.67 °C	1,464 µS/cm	0.602 mg/L	1.190 NTU	54.0 mV	29.70 ft	0.742 PSU	110 ml/min
12/8/2025 2:30 PM	40:00	6.698 pH	17.20 °C	1,473 µS/cm	0.588 mg/L	1.050 NTU	54.4 mV	29.70 ft	0.747 PSU	110 ml/min
12/8/2025 2:35 PM	45:00	6.697 pH	17.28 °C	1,476 µS/cm	0.561 mg/L	0.600 NTU	54.6 mV	29.70 ft	0.748 PSU	110 ml/min

Samples

Sample ID:	Description:
INW-01	Metals, Inorganics, Alkalinity, TDS
FD-01	Metals, Inorganics, Alkalinity, TDS

Created using VuSitu from In-Situ, Inc.

Low-Flow Test Report:

Test Date / Time: 12/8/2025 2:26:13 PM
Project: Plant Bowen AP CA December Month 5 Performance Monitoring
Operator Name: Natalie Piparo

Location Name: PT-04 **Well Diameter: 2 in** **Casing Type: PVC** **Screen Length: 10 ft** **Top of Screen: 34.88 ft** **Total Depth: 44.88 ft** **Initial Depth to Water: 29.38 ft**	**Pump Type: QED Dedicated** **Tubing Type: LDPE** **Pump Intake From TOC: 39.88 ft** **Estimated Total Volume Pumped: 16200 ml** **Flow Cell Volume: 90 ml** **Final Flow Rate: 120 ml/min** **Final Draw Down: 0.44 ft**	**Instrument Used: Aqua TROLL 400** **Serial Number: 1197755**

Test Notes:
Prepurged 11 L. No sample collected due to high turbidity.

Low-Flow Readings:

Date Time	Elapsed Time	pH	Temperature	Specific Conductivity	RDO Concentration	Turbidity	ORP	Depth to Water	Salinity	Flow
		+/- 0.1	+/- 1000	+/- 5 %	+/- 10 %	+/- 5	+/- 1000	+/- 0.3	+/- 1000	
12/8/2025 2:26 PM	00:00	7.26 pH	17.62 °C	1,569.6 µS/cm	1.49 mg/L	20.50 NTU	42.5 mV	29.79 ft	0.80 PSU	120.00 ml/min
12/8/2025 2:31 PM	05:00	7.14 pH	17.22 °C	1,612.6 µS/cm	0.57 mg/L	17.60 NTU	31.7 mV	29.81 ft	0.82 PSU	120.00 ml/min
12/8/2025 2:36 PM	10:00	7.13 pH	17.30 °C	1,570.7 µS/cm	0.60 mg/L	27.00 NTU	46.0 mV	29.81 ft	0.80 PSU	120.00 ml/min
12/8/2025 2:41 PM	15:00	7.14 pH	17.48 °C	1,528.4 µS/cm	0.66 mg/L	21.90 NTU	47.5 mV	29.81 ft	0.78 PSU	120.00 ml/min
12/8/2025 2:46 PM	20:00	7.15 pH	17.44 °C	1,477.8 µS/cm	0.66 mg/L	20.30 NTU	49.6 mV	29.81 ft	0.75 PSU	120.00 ml/min
12/8/2025 2:51 PM	25:00	7.14 pH	17.31 °C	1,457.1 µS/cm	0.63 mg/L	19.30 NTU	50.4 mV	29.81 ft	0.74 PSU	120.00 ml/min
12/8/2025 2:56 PM	30:00	7.10 pH	17.40 °C	1,534.7 µS/cm	0.57 mg/L	25.60 NTU	50.1 mV	29.81 ft	0.78 PSU	120.00 ml/min
12/8/2025 3:01 PM	35:00	7.04 pH	17.30 °C	1,736.0 µS/cm	0.45 mg/L	22.40 NTU	43.9 mV	29.81 ft	0.89 PSU	120.00 ml/min
12/8/2025 3:06 PM	40:00	7.03 pH	17.65 °C	1,768.0 µS/cm	0.41 mg/L	14.30 NTU	42.4 mV	29.81 ft	0.90 PSU	120.00 ml/min
12/8/2025 3:11 PM	45:00	7.05 pH	17.53 °C	1,746.2 µS/cm	0.40 mg/L	10.30 NTU	42.7 mV	29.81 ft	0.89 PSU	120.00 ml/min
12/8/2025 3:16 PM	50:00	7.05 pH	17.37 °C	1,731.1 µS/cm	0.45 mg/L	8.91 NTU	43.1 mV	29.81 ft	0.88 PSU	120.00 ml/min
12/8/2025 3:21 PM	55:00	7.06 pH	17.78 °C	1,694.0 µS/cm	0.48 mg/L	8.88 NTU	43.5 mV	29.81 ft	0.86 PSU	120.00 ml/min
12/8/2025 3:26 PM	01:00:00	7.07 pH	17.53 °C	1,674.6 µS/cm	0.45 mg/L	9.14 NTU	44.8 mV	29.81 ft	0.85 PSU	120.00 ml/min
12/8/2025 3:31 PM	01:05:00	7.07 pH	17.38 °C	1,650.3 µS/cm	0.44 mg/L	9.18 NTU	45.8 mV	29.81 ft	0.84 PSU	120.00 ml/min
12/8/2025 3:36 PM	01:10:00	7.09 pH	17.31 °C	1,550.7 µS/cm	0.44 mg/L	17.20 NTU	48.9 mV	29.81 ft	0.79 PSU	120.00 ml/min

12/8/2025 3:41 PM	01:15:00	7.11 pH	17.13 °C	1,419.2 µS/cm	0.47 mg/L	302.00 NTU	54.9 mV	29.86 ft	0.72 PSU	120.00 ml/min
12/8/2025 3:46 PM	01:20:00	7.14 pH	17.13 °C	1,326.1 µS/cm	0.35 mg/L	224.00 NTU	56.5 mV	29.83 ft	0.67 PSU	120.00 ml/min
12/8/2025 3:51 PM	01:25:00	7.14 pH	17.04 °C	1,333.6 µS/cm	0.32 mg/L	153.00 NTU	57.5 mV	29.82 ft	0.67 PSU	120.00 ml/min
12/8/2025 3:56 PM	01:30:00	7.11 pH	17.04 °C	1,462.1 µS/cm	0.31 mg/L	116.00 NTU	57.5 mV	29.80 ft	0.74 PSU	120.00 ml/min
12/8/2025 4:01 PM	01:35:00	7.09 pH	16.93 °C	1,550.8 µS/cm	0.33 mg/L	78.50 NTU	57.5 mV	29.80 ft	0.79 PSU	120.00 ml/min
12/8/2025 4:06 PM	01:40:00	7.07 pH	16.91 °C	1,603.8 µS/cm	0.33 mg/L	63.90 NTU	58.1 mV	29.80 ft	0.82 PSU	120.00 ml/min
12/8/2025 4:11 PM	01:45:00	7.06 pH	16.91 °C	1,648.4 µS/cm	0.31 mg/L	58.10 NTU	58.4 mV	29.80 ft	0.84 PSU	120.00 ml/min
12/8/2025 4:16 PM	01:50:00	7.05 pH	16.93 °C	1,672.8 µS/cm	0.31 mg/L	48.00 NTU	58.5 mV	29.81 ft	0.85 PSU	120.00 ml/min
12/8/2025 4:21 PM	01:55:00	7.05 pH	17.02 °C	1,695.0 µS/cm	0.30 mg/L	44.00 NTU	58.6 mV	29.81 ft	0.86 PSU	120.00 ml/min
12/8/2025 4:26 PM	02:00:00	7.04 pH	16.91 °C	1,726.7 µS/cm	0.29 mg/L	39.80 NTU	58.6 mV	29.81 ft	0.88 PSU	120.00 ml/min
12/8/2025 4:31 PM	02:05:00	7.03 pH	16.76 °C	1,747.8 µS/cm	0.29 mg/L	28.10 NTU	58.6 mV	29.81 ft	0.89 PSU	120.00 ml/min
12/8/2025 4:36 PM	02:10:00	7.03 pH	16.77 °C	1,762.5 µS/cm	0.28 mg/L	32.50 NTU	58.5 mV	29.82 ft	0.90 PSU	120.00 ml/min
12/8/2025 4:41 PM	02:15:00	7.03 pH	16.67 °C	1,768.1 µS/cm	0.28 mg/L	40.30 NTU	58.5 mV	29.82 ft	0.90 PSU	120.00 ml/min

Samples

Sample ID:	Description:

Low-Flow Test Report:

Test Date / Time: 12/9/2025 11:32:00 AM
Project: Plant Bowen AP CA December Month 5 Performance Monitoring
Operator Name: Shannon Northen

Location Name: PT-04 **Well Diameter: 2 in** **Casing Type: PVC** **Screen Length: 10 ft** **Top of Screen: 34.88 ft** **Total Depth: 44.88 ft** **Initial Depth to Water: 29.4 ft**	**Pump Type: QED Dedicated** **Tubing Type: LDPE** **Pump Intake From TOC: 39.88 ft** **Estimated Total Volume Pumped: 5000 ml** **Flow Cell Volume: 90 ml** **Final Flow Rate: 100 ml/min** **Final Draw Down: 0.33 ft**	**Instrument Used: Aqua TROLL 400** **Serial Number: 1182553**

Test Notes:
Pre-purged 3.5 L
Purged 27.2 L on 12/8/25, no sample was collected due to turbidity

Low-Flow Readings:

Date Time	Elapsed Time	pH	Temperature	Specific Conductivity	RDO Concentration	Turbidity	ORP	Depth to Water	Salinity	Flow
		+/- 0.1	+/- 5	+/- 5 %	+/- 10 %	+/- 5	+/- 10	+/- 0.3	+/- 10	
12/9/2025 11:32 AM	00:00	6.857 pH	17.09 °C	1,775 µS/cm	0.331 mg/L	13.60 NTU	81.2 mV	29.65 ft	0.908 PSU	100.0 ml/min
12/9/2025 11:37 AM	05:00	6.841 pH	17.08 °C	1,780 µS/cm	0.276 mg/L	11.80 NTU	82.7 mV	29.68 ft	0.910 PSU	100.0 ml/min
12/9/2025 11:42 AM	10:00	6.828 pH	17.24 °C	1,838 µS/cm	0.240 mg/L	10.50 NTU	60.2 mV	29.69 ft	0.941 PSU	100.0 ml/min
12/9/2025 11:47 AM	15:00	6.817 pH	17.21 °C	1,870 µS/cm	0.222 mg/L	10.00 NTU	55.5 mV	29.69 ft	0.959 PSU	100.0 ml/min
12/9/2025 11:52 AM	20:00	6.816 pH	17.28 °C	1,878 µS/cm	0.211 mg/L	9.410 NTU	49.7 mV	29.70 ft	0.963 PSU	100.0 ml/min
12/9/2025 11:57 AM	25:00	6.800 pH	17.34 °C	1,910 µS/cm	0.203 mg/L	6.370 NTU	36.8 mV	29.70 ft	0.980 PSU	100.0 ml/min
12/9/2025 12:02 PM	30:00	6.796 pH	17.43 °C	1,934 µS/cm	0.198 mg/L	6.040 NTU	28.8 mV	29.70 ft	0.993 PSU	100.0 ml/min
12/9/2025 12:07 PM	35:00	6.795 pH	17.47 °C	1,940 µS/cm	0.196 mg/L	5.920 NTU	24.6 mV	29.70 ft	0.996 PSU	100.0 ml/min
12/9/2025 12:12 PM	40:00	6.802 pH	17.50 °C	1,935 µS/cm	0.197 mg/L	5.700 NTU	22.2 mV	29.73 ft	0.994 PSU	100.0 ml/min
12/9/2025 12:17 PM	45:00	6.807 pH	17.41 °C	1,930 µS/cm	0.190 mg/L	5.310 NTU	20.7 mV	29.73 ft	0.991 PSU	100.0 ml/min
12/9/2025 12:22 PM	50:00	6.813 pH	17.30 °C	1,937 µS/cm	0.189 mg/L	4.680 NTU	19.4 mV	29.73 ft	0.995 PSU	100.0 ml/min

Samples

Sample ID:	Description:
PT-04	Metals, Inorganics, Alkalinity, TDS

Created using VuSitu from In-Situ, Inc.

Low-Flow Test Report:

Test Date / Time: 2/2/2026 11:51:47 AM
Project: Plant Bowen AP February Month 6 Performance Monitoring
Operator Name: Natalie Piparo

Location Name: INW-01 **Well Diameter: 2 in** **Casing Type: PVC** **Screen Length: 10 ft** **Top of Screen: 34.92 ft** **Total Depth: 44.92 ft** **Initial Depth to Water: 28.26 ft**	**Pump Type: QED Dedicated** **Tubing Type: LDPE** **Pump Intake From TOC: 39.92 ft** **Estimated Total Volume Pumped: 2500 ml** **Flow Cell Volume: 90 ml** **Final Flow Rate: 100 ml/min** **Final Draw Down: 0.04 ft**	**Instrument Used: Aqua TROLL 400** **Serial Number: 1197755**

Test Notes:
Prepurged 2 L

Low-Flow Readings:

Date Time	Elapsed Time	pH	Temperature	Specific Conductivity	RDO Concentration	Turbidity	ORP	Depth to Water	Salinity	Flow
		+/- 0.1	+/- 1000 %	+/- 5 %	+/- 10 %	+/- 5	+/- 1000 %	+/- 0.3	+/- 1000 %	
2/2/2026 11:51 AM	00:00	6.788 pH	17.90 °C	1,260 µS/cm	0.640 mg/L	2.880 NTU	163.6 mV	28.26 ft	0.634 PSU	100.0 ml/min
2/2/2026 11:56 AM	05:00	6.762 pH	17.49 °C	1,355 µS/cm	0.621 mg/L	1.630 NTU	139.9 mV	28.29 ft	0.684 PSU	100.0 ml/min
2/2/2026 12:01 PM	10:00	6.758 pH	17.54 °C	1,332 µS/cm	0.466 mg/L	1.390 NTU	105.7 mV	28.30 ft	0.672 PSU	100.0 ml/min
2/2/2026 12:06 PM	15:00	6.756 pH	17.62 °C	1,341 µS/cm	0.432 mg/L	0.900 NTU	101.8 mV	28.30 ft	0.677 PSU	100.0 ml/min
2/2/2026 12:11 PM	20:00	6.755 pH	17.51 °C	1,321 µS/cm	0.386 mg/L	0.710 NTU	99.7 mV	28.30 ft	0.666 PSU	100.0 ml/min
2/2/2026 12:16 PM	25:00	6.753 pH	17.49 °C	1,343 µS/cm	0.350 mg/L	0.570 NTU	95.2 mV	28.30 ft	0.678 PSU	100.0 ml/min

Samples

Sample ID:	Description:
INW-01	Metals, Inorganics, Alkalinity, TDS, Sulfide

Created using VuSitu from In-Situ, Inc.

Low-Flow Test Report:

Test Date / Time: 2/2/2026 12:27:49 PM
Project: Plant Bowen AP February Month 6 Performance Monitoring
Operator Name: Shannon Northen

Location Name: PT-06 **Well Diameter: 2 in** **Casing Type: PVC** **Screen Length: 10 ft** **Top of Screen: 33.68 ft** **Total Depth: 43.68 ft** **Initial Depth to Water: 27.63 ft**	**Pump Type: QED Dedicated** **Tubing Type: LPDE** **Pump Intake From TOC: 38.68 ft** **Estimated Total Volume Pumped: 10300 ml** **Flow Cell Volume: 90 ml** **Final Flow Rate: 100 ml/min** **Final Draw Down: 4.02 ft**	**Instrument Used: Aqua TROLL 400** **Serial Number: 1202788**

Test Notes:
Pre-purged 4.5L

Low-Flow Readings:

Date Time	Elapsed Time	pH	Temperature	Specific Conductivity	RDO Concentration	Turbidity	ORP	Depth to Water	Salinity	Flow
		+/- 0.1	+/- 100	+/- 5 %	+/- 10 %	+/- 10	+/- 10	+/- 0.3	+/- 10	
2/2/2026 12:27 PM	00:00	6.853 pH	17.31 °C	2,135 µS/cm	2.076 mg/L	9.370 NTU	-7.8 mV	30.65 ft	1.102 PSU	115.0 ml/min
2/2/2026 12:32 PM	05:00	6.856 pH	17.22 °C	2,235 µS/cm	1.932 mg/L	7.180 NTU	-14.5 mV	30.79 ft	1.156 PSU	115.0 ml/min
2/2/2026 12:37 PM	10:00	6.854 pH	17.32 °C	2,317 µS/cm	1.743 mg/L	5.250 NTU	-16.7 mV	30.91 ft	1.201 PSU	115.0 ml/min
2/2/2026 12:42 PM	15:00	6.855 pH	17.29 °C	2,383 µS/cm	1.573 mg/L	4.280 NTU	-20.2 mV	31.04 ft	1.237 PSU	115.0 ml/min
2/2/2026 12:47 PM	20:00	6.859 pH	17.18 °C	2,438 µS/cm	1.460 mg/L	3.890 NTU	-23.4 mV	31.13 ft	1.267 PSU	100.0 ml/min
2/2/2026 12:52 PM	25:00	6.862 pH	17.31 °C	2,477 µS/cm	1.382 mg/L	3.580 NTU	-26.8 mV	31.18 ft	1.288 PSU	100.0 ml/min
2/2/2026 12:57 PM	30:00	6.865 pH	17.36 °C	2,516 µS/cm	1.300 mg/L	3.310 NTU	-29.7 mV	31.28 ft	1.310 PSU	100.0 ml/min
2/2/2026 1:02 PM	35:00	6.869 pH	17.41 °C	2,553 µS/cm	1.214 mg/L	3.250 NTU	-31.8 mV	31.34 ft	1.330 PSU	100.0 ml/min
2/2/2026 1:07 PM	40:00	6.874 pH	17.26 °C	2,585 µS/cm	1.178 mg/L	2.880 NTU	-32.5 mV	31.40 ft	1.347 PSU	100.0 ml/min
2/2/2026 1:12 PM	45:00	6.874 pH	17.34 °C	2,620 µS/cm	1.045 mg/L	2.240 NTU	-33.8 mV	31.43 ft	1.367 PSU	100.0 ml/min
2/2/2026 1:17 PM	50:00	6.876 pH	17.39 °C	2,642 µS/cm	0.964 mg/L	2.170 NTU	-34.4 mV	31.46 ft	1.379 PSU	100.0 ml/min
2/2/2026 1:22 PM	55:00	6.878 pH	17.41 °C	2,659 µS/cm	0.876 mg/L	2.130 NTU	-34.8 mV	31.49 ft	1.389 PSU	100.0 ml/min
2/2/2026 1:27 PM	01:00:00	6.880 pH	17.44 °C	2,668 µS/cm	0.811 mg/L	2.080 NTU	-34.7 mV	31.51 ft	1.394 PSU	100.0 ml/min
2/2/2026 1:32 PM	01:05:00	6.879 pH	17.42 °C	2,673 µS/cm	0.749 mg/L	1.640 NTU	-34.5 mV	31.54 ft	1.396 PSU	100.0 ml/min
2/2/2026 1:37 PM	01:10:00	6.880 pH	17.45 °C	2,686 µS/cm	0.724 mg/L	1.490 NTU	-34.2 mV	31.56 ft	1.403 PSU	100.0 ml/min

2/2/2026 1:42 PM	01:15:00	6.880 pH	17.50 °C	2,692 µS/cm	0.652 mg/L	1.510 NTU	-33.6 mV	31.57 ft	1.407 PSU	100.0 ml/min
2/2/2026 1:47 PM	01:20:00	6.882 pH	17.43 °C	2,696 µS/cm	0.624 mg/L	1.440 NTU	-32.8 mV	31.60 ft	1.409 PSU	100.0 ml/min
2/2/2026 1:52 PM	01:25:00	6.884 pH	17.41 °C	2,696 µS/cm	0.587 mg/L	1.440 NTU	-32.0 mV	31.60 ft	1.409 PSU	100.0 ml/min
2/2/2026 1:57 PM	01:30:00	6.883 pH	17.42 °C	2,701 µS/cm	0.568 mg/L	1.400 NTU	-31.3 mV	31.60 ft	1.411 PSU	100.0 ml/min
2/2/2026 2:02 PM	01:35:00	6.882 pH	17.36 °C	2,708 µS/cm	0.547 mg/L	1.110 NTU	-30.7 mV	31.63 ft	1.415 PSU	100.0 ml/min
2/2/2026 2:07 PM	01:40:00	6.881 pH	17.41 °C	2,708 µS/cm	0.528 mg/L	1.230 NTU	-30.1 mV	31.65 ft	1.415 PSU	100.0 ml/min

Samples

Sample ID:	Description:
PT-06	Metals, Inorganics, Alkalinity, TDS, Sulfide
FD-01	Metals, Inorganics, Alkalinity, TDS, Sulfide

Low-Flow Test Report:

Test Date / Time: 2/2/2026 1:45:47 PM
Project: Plant Bowen AP February Month 6 Performance Monitoring
Operator Name: Natalie Piparo

Location Name: PT-04 **Well Diameter: 2 in** **Casing Type: PVC** **Screen Length: 10 ft** **Top of Screen: 34.88 ft** **Total Depth: 44.88 ft** **Initial Depth to Water: 28.08 ft**	**Pump Type: QED Dedicated** **Tubing Type: LDPE** **Pump Intake From TOC: 39.88 ft** **Estimated Total Volume Pumped: 18100 ml** **Flow Cell Volume: 90 ml** **Final Flow Rate: 100 ml/min** **Final Draw Down: 0.43 ft**	**Instrument Used: Aqua TROLL 400** **Serial Number: 1197755**

Test Notes:
Prepurged 7 L

Low-Flow Readings:

Date Time	Elapsed Time	pH	Temperature	Specific Conductivity	RDO Concentration	Turbidity	ORP	Depth to Water	Salinity	Flow
		+/- 0.1	+/- 1000 %	+/- 5 %	+/- 10 %	+/- 5	+/- 1000 %	+/- 0.3	+/- 1000 %	
2/2/2026 1:45 PM	00:00	7.030 pH	19.71 °C	1,090 µS/cm	0.561 mg/L	25.90 NTU	102.2 mV	28.49 ft	0.546 PSU	150.0 ml/min
2/2/2026 1:50 PM	05:00	6.968 pH	18.28 °C	1,166 µS/cm	0.368 mg/L	23.00 NTU	95.4 mV	28.51 ft	0.585 PSU	150.0 ml/min
2/2/2026 1:55 PM	10:00	6.973 pH	18.29 °C	1,185 µS/cm	0.341 mg/L	24.00 NTU	81.3 mV	28.51 ft	0.595 PSU	150.0 ml/min
2/2/2026 2:00 PM	15:00	6.989 pH	18.24 °C	1,197 µS/cm	0.320 mg/L	22.00 NTU	78.7 mV	28.53 ft	0.602 PSU	150.0 ml/min
2/2/2026 2:05 PM	20:00	6.987 pH	18.36 °C	1,208 µS/cm	0.298 mg/L	21.10 NTU	77.7 mV	28.53 ft	0.608 PSU	150.0 ml/min
2/2/2026 2:10 PM	25:00	6.993 pH	18.30 °C	1,219 µS/cm	0.288 mg/L	19.30 NTU	77.4 mV	28.53 ft	0.613 PSU	150.0 ml/min
2/2/2026 2:15 PM	30:00	6.999 pH	18.42 °C	1,213 µS/cm	0.310 mg/L	20.00 NTU	77.7 mV	28.55 ft	0.610 PSU	160.0 ml/min
2/2/2026 2:20 PM	35:00	7.004 pH	18.33 °C	1,231 µS/cm	0.271 mg/L	18.70 NTU	78.0 mV	28.55 ft	0.619 PSU	160.0 ml/min
2/2/2026 2:25 PM	40:00	7.014 pH	18.30 °C	1,254 µS/cm	0.211 mg/L	12.50 NTU	78.1 mV	28.51 ft	0.631 PSU	100.0 ml/min
2/2/2026 2:30 PM	45:00	7.013 pH	18.34 °C	1,245 µS/cm	0.240 mg/L	14.10 NTU	78.3 mV	28.51 ft	0.627 PSU	100.0 ml/min
2/2/2026 2:35 PM	50:00	7.014 pH	18.36 °C	1,238 µS/cm	0.253 mg/L	14.60 NTU	79.0 mV	28.51 ft	0.623 PSU	100.0 ml/min
2/2/2026 2:40 PM	55:00	7.012 pH	18.36 °C	1,242 µS/cm	0.258 mg/L	13.10 NTU	79.4 mV	28.51 ft	0.625 PSU	100.0 ml/min
2/2/2026 2:45 PM	01:00:00	7.013 pH	18.41 °C	1,235 µS/cm	0.261 mg/L	12.40 NTU	80.0 mV	28.51 ft	0.621 PSU	100.0 ml/min
2/2/2026 2:50 PM	01:05:00	7.045 pH	18.38 °C	1,237 µS/cm	0.252 mg/L	11.90 NTU	80.4 mV	28.51 ft	0.622 PSU	100.0 ml/min
2/2/2026 2:55 PM	01:10:00	7.018 pH	18.25 °C	1,240 µS/cm	0.247 mg/L	11.80 NTU	80.7 mV	28.51 ft	0.624 PSU	100.0 ml/min

2/2/2026 3:00 PM	01:15:00	7.016 pH	18.34 °C	1,244 µS/cm	0.248 mg/L	10.80 NTU	80.9 mV	28.51 ft	0.626 PSU	100.0 ml/min
2/2/2026 3:05 PM	01:20:00	7.016 pH	18.15 °C	1,254 µS/cm	0.246 mg/L	9.530 NTU	80.8 mV	28.51 ft	0.631 PSU	100.0 ml/min
2/2/2026 3:10 PM	01:25:00	7.018 pH	18.25 °C	1,254 µS/cm	0.239 mg/L	9.520 NTU	80.6 mV	28.51 ft	0.631 PSU	100.0 ml/min
2/2/2026 3:15 PM	01:30:00	7.020 pH	18.20 °C	1,255 µS/cm	0.230 mg/L	8.980 NTU	80.7 mV	28.51 ft	0.632 PSU	100.0 ml/min
2/2/2026 3:20 PM	01:35:00	7.019 pH	18.24 °C	1,254 µS/cm	0.231 mg/L	8.590 NTU	81.0 mV	28.51 ft	0.631 PSU	100.0 ml/min
2/2/2026 3:25 PM	01:40:00	7.018 pH	18.16 °C	1,261 µS/cm	0.228 mg/L	7.970 NTU	81.3 mV	28.51 ft	0.635 PSU	100.0 ml/min
2/2/2026 3:30 PM	01:45:00	7.020 pH	18.17 °C	1,260 µS/cm	0.222 mg/L	7.590 NTU	81.3 mV	28.51 ft	0.635 PSU	100.0 ml/min
2/2/2026 3:35 PM	01:50:00	7.020 pH	18.16 °C	1,255 µS/cm	0.213 mg/L	7.580 NTU	81.5 mV	28.51 ft	0.632 PSU	100.0 ml/min
2/2/2026 3:40 PM	01:55:00	7.019 pH	18.11 °C	1,263 µS/cm	0.211 mg/L	7.270 NTU	81.4 mV	28.51 ft	0.636 PSU	100.0 ml/min
2/2/2026 3:45 PM	02:00:00	7.023 pH	18.17 °C	1,258 µS/cm	0.211 mg/L	6.730 NTU	81.5 mV	28.51 ft	0.634 PSU	100.0 ml/min
2/2/2026 3:50 PM	02:05:00	7.021 pH	18.16 °C	1,256 µS/cm	0.207 mg/L	6.290 NTU	81.7 mV	28.51 ft	0.633 PSU	100.0 ml/min
2/2/2026 3:55 PM	02:10:00	7.021 pH	18.12 °C	1,262 µS/cm	0.207 mg/L	6.190 NTU	82.1 mV	28.51 ft	0.636 PSU	100.0 ml/min
2/2/2026 4:00 PM	02:15:00	7.021 pH	18.07 °C	1,264 µS/cm	0.208 mg/L	5.870 NTU	82.5 mV	28.51 ft	0.637 PSU	100.0 ml/min
2/2/2026 4:05 PM	02:20:00	7.021 pH	18.00 °C	1,269 µS/cm	0.204 mg/L	5.850 NTU	82.6 mV	28.51 ft	0.639 PSU	100.0 ml/min
2/2/2026 4:10 PM	02:25:00	7.023 pH	18.01 °C	1,262 µS/cm	0.205 mg/L	5.510 NTU	82.3 mV	28.51 ft	0.636 PSU	100.0 ml/min
2/2/2026 4:15 PM	02:30:00	7.025 pH	17.30 °C	1,271 µS/cm	0.211 mg/L	5.220 NTU	82.0 mV	28.51 ft	0.640 PSU	100.0 ml/min
2/2/2026 4:20 PM	02:35:00	7.022 pH	17.01 °C	1,277 µS/cm	0.209 mg/L	5.390 NTU	80.2 mV	28.51 ft	0.643 PSU	100.0 ml/min
2/2/2026 4:25 PM	02:40:00	7.023 pH	16.82 °C	1,280 µS/cm	0.207 mg/L	4.970 NTU	77.6 mV	28.51 ft	0.645 PSU	100.0 ml/min

Samples

Sample ID:	Description:
PT-04	Metals, Inorganics, Alkalinity, TDS, Sulfide

Low-Flow Test Report:

Test Date / Time: 2/3/2026 10:36:32 AM
Project: Plant Bowen AP February Month 6 Performance Monitoring
Operator Name: Shannon Northen

Location Name: PT-05 **Well Diameter: 2 in** **Casing Type: PVC** **Screen Length: 10 ft** **Top of Screen: 35.19 ft** **Total Depth: 45.19 ft** **Initial Depth to Water: 27.92 ft**	**Pump Type: QED Dedicated** **Tubing Type: LPDE** **Pump Intake From TOC: 40.19 ft** **Estimated Total Volume Pumped: 4200 ml** **Flow Cell Volume: 90 ml** **Final Flow Rate: 120 ml/min** **Final Draw Down: 0.37 ft**	**Instrument Used: Aqua TROLL 400** **Serial Number: 1202788**

Test Notes:
Pre-purged 2L

Low-Flow Readings:

Date Time	Elapsed Time	pH	Temperature	Specific Conductivity	RDO Concentration	Turbidity	ORP	Depth to Water	Salinity	Flow
		+/- 0.1	+/- 100	+/- 5 %	+/- 10 %	+/- 10	+/- 10	+/- 0.3	+/- 10	
2/3/2026 10:36 AM	00:00	6.535 pH	16.18 °C	1,283 µS/cm	0.806 mg/L	1.230 NTU	80.1 mV	28.28 ft	0.645 PSU	120.0 ml/min
2/3/2026 10:41 AM	05:00	6.537 pH	16.10 °C	1,278 µS/cm	0.716 mg/L	0.780 NTU	79.3 mV	28.29 ft	0.643 PSU	120.0 ml/min
2/3/2026 10:46 AM	10:00	6.535 pH	15.86 °C	1,272 µS/cm	0.573 mg/L	0.740 NTU	78.4 mV	28.29 ft	0.639 PSU	120.0 ml/min
2/3/2026 10:51 AM	15:00	6.533 pH	15.82 °C	1,267 µS/cm	0.501 mg/L	0.900 NTU	77.6 mV	28.29 ft	0.637 PSU	120.0 ml/min
2/3/2026 10:56 AM	20:00	6.527 pH	16.12 °C	1,260 µS/cm	0.426 mg/L	0.790 NTU	76.5 mV	28.29 ft	0.633 PSU	120.0 ml/min
2/3/2026 11:01 AM	25:00	6.522 pH	16.05 °C	1,257 µS/cm	0.378 mg/L	0.620 NTU	75.7 mV	28.29 ft	0.632 PSU	120.0 ml/min
2/3/2026 11:06 AM	30:00	6.518 pH	16.40 °C	1,257 µS/cm	0.350 mg/L	0.580 NTU	75.0 mV	28.29 ft	0.632 PSU	120.0 ml/min
2/3/2026 11:11 AM	35:00	6.514 pH	16.52 °C	1,261 µS/cm	0.344 mg/L	0.470 NTU	74.0 mV	28.29 ft	0.634 PSU	120.0 ml/min

Samples

Sample ID:	Description:
PT-05	Metals, Inorganics, Alkalinity, TDS, Sulfide

Low-Flow Test Report:

Test Date / Time: 2/3/2026 12:13:57 PM
Project: Plant Bowen AP February Month 6 Performance Monitoring
Operator Name: Shannon Northen

Location Name: PT-02 **Well Diameter: 2 in** **Casing Type: PVC** **Screen Length: 10 ft** **Top of Screen: 33.65 ft** **Total Depth: 43.65 ft** **Initial Depth to Water: 31.41 ft**	**Pump Type: QED Dedicated** **Tubing Type: LPDE** **Pump Intake From TOC: 38.65 ft** **Estimated Total Volume Pumped: 2400 ml** **Flow Cell Volume: 90 ml** **Final Flow Rate: 120 ml/min** **Final Draw Down: 0.08 ft**	**Instrument Used: Aqua TROLL 400** **Serial Number: 1202788**

Test Notes:
Pre-purged 2L

Low-Flow Readings:

Date Time	Elapsed Time	pH	Temperature	Specific Conductivity	RDO Concentration	Turbidity	ORP	Depth to Water	Salinity	Flow
		+/- 0.1	+/- 100	+/- 5 %	+/- 10 %	+/- 10	+/- 10	+/- 0.3	+/- 10	
2/3/2026 12:13 PM	00:00	6.570 pH	17.30 °C	1,141 µS/cm	0.228 mg/L	0.510 NTU	70.4 mV	31.49 ft	0.572 PSU	120.0 ml/min
2/3/2026 12:18 PM	05:00	6.565 pH	17.13 °C	1,142 µS/cm	0.204 mg/L	0.450 NTU	69.8 mV	31.49 ft	0.572 PSU	120.0 ml/min
2/3/2026 12:23 PM	10:00	6.565 pH	17.24 °C	1,141 µS/cm	0.186 mg/L	0.380 NTU	69.7 mV	31.49 ft	0.572 PSU	120.0 ml/min
2/3/2026 12:28 PM	15:00	6.560 pH	17.44 °C	1,134 µS/cm	0.187 mg/L	0.320 NTU	69.5 mV	31.49 ft	0.568 PSU	120.0 ml/min
2/3/2026 12:33 PM	20:00	6.560 pH	17.44 °C	1,132 µS/cm	0.202 mg/L	0.280 NTU	69.3 mV	31.49 ft	0.567 PSU	120.0 ml/min

Samples

Sample ID:	Description:
PT-02	Metals, Inorganics, Alkalinity, TDS, Sulfide

Calibration Forms

Field Instrumentation Calibration Form

Site Name: Plant Bowen AP

Date: 05/01/2025

Calibrated By: Jay Siewert

Field Conditions: 85°/65°

Instrument	Manufactuer/ Model	Serial Number
Water Quality Meter	AquaTroll 400	1202740
Turbidity Meter	LaMotte 2020	70423818

Calibration Standard Information				
Parameter	Standard	Lot #	Date of Expiration	Brand
Specific Conductance (µS/cm)	4,490	24010943	05/2025	Atlanta Instrument Rental, Inc.
pH (SU)	4.00	24010943	05/2025	Atlanta Instrument Rental, Inc.
pH (SU)	7.00	24008587	06/2025	Atlanta Instrument Rental, Inc.
pH (SU)	10.00	24004996	06/2025	Atlanta Instrument Rental, Inc.
D.O. (%)	N/A	24010943	05/2025	Atlanta Instrument Rental, Inc.
ORP (mV)	228.0	24006903	05/2025	Atlanta Instrument Rental, Inc.

Calibration					
Time Start	08:54	Time Finish	09:19		
Parameter	Standard	Calibration Value	Calibration Solution Temperature (°C)	Acceptance Criteria	Reference
D.O. (%)	N/A	99.87	23.59	± 10%	NA
Specific Conductance (µS/cm)	4,490	4,611.80	23.61	± 10% of standard	EPA 2023
pH (SU)	4.00	3.99	23.59	± 0.1	GWMP
pH (SU)	7.00	7.01	23.23	± 0.1	GWMP
pH (SU)	10.00	10.01	23.15	± 0.1	GWMP
ORP (mV)	228.0	222.60	23.33	± 10	EPA 2023

	Standard	Calibration Value	Acceptance Criteria	Reference
Turbidity (NTU)	0.00	0	± 10% of standard	EPA 2023
	1.00	1.11		
	10.00	10.19		

Calibration Check					
Time Start	17:11	Time Finish	17:19		
Parameter	Standard	Calibration Value	Calibration Solution Temperature (°C)	Acceptance Criteria	Reference
Specific Conductance (µS/cm)	4,490	4,323.60	27.71	± 10% of standard	EPA 2023
pH (SU)	4.00	4.14	27.29	± 0.1	GWMP
pH (SU)	7.00	7.14	28.71	± 0.1	GWMP
pH (SU)	10.00	10.11	29.91	± 0.1	GWMP

	Standard	Calibration Value	Acceptance Criteria	Reference
Turbidity (NTU)	0.00	0	± 10% of standard	EPA 2023
	1.00	1.05		
	10.00	10.40		

Notes:

Start of Day:

End of Day:

Field Instrumentation Calibration Form

Site Name: Plant Bowen AP

Date: 05/01/2025

Calibrated By: Natalie Piparo

Field Conditions: H 82, L 66

Instrument	Manufactuer/ Model	Serial Number
Water Quality Meter	AquaTroll 400	1197755
Turbidity Meter	LaMotte 2020	20680320

Calibration Standard Information				
Parameter	Standard	Lot #	Date of Expiration	Brand
Specific Conductance (µS/cm)	4,490	24010943	05/2025	Atlanta Instrument Rental, Inc.
pH (SU)	4.00	24010943	05/2025	Atlanta Instrument Rental, Inc.
pH (SU)	7.00	24008587	06/2025	Atlanta Instrument Rental, Inc.
pH (SU)	10.00	24004996	06/2025	Atlanta Instrument Rental, Inc.
D.O. (%)	N/A	24010943	05/2025	Atlanta Instrument Rental, Inc.
ORP (mV)	228.0	24006903	05/2025	Atlanta Instrument Rental, Inc.

Calibration					
Time Start	08:53	Time Finish	09:11		
Parameter	Standard	Calibration Value	Calibration Solution Temperature (°C)	Acceptance Criteria	Reference
D.O. (%)	N/A	101.45	23.34	± 10%	NA
Specific Conductance (µS/cm)	4,490	4,441.60	22.57	± 10% of standard	EPA 2023
pH (SU)	4.00	4.00	22.47	± 0.1	GWMP
pH (SU)	7.00	7.05	22.64	± 0.1	GWMP
pH (SU)	10.00	10.11	22.89	± 0.1	GWMP
ORP (mV)	228.0	224.60	22.61	± 10	EPA 2023

	Standard	Calibration Value	Acceptance Criteria	Reference
Turbidity (NTU)	0.00	0.02	± 10% of standard	EPA 2023
	1.00	1.19		
	10.00	10.22		

Calibration Check					
Time Start	16:43	Time Finish	16:55		
Parameter	Standard	Calibration Value	Calibration Solution Temperature (°C)	Acceptance Criteria	Reference
Specific Conductance (µS/cm)	4,490	4,491.30	26.14	± 10% of standard	EPA 2023
pH (SU)	4.00	4.12	26.09	± 0.1	GWMP
pH (SU)	7.00	7.12	27.61	± 0.1	GWMP
pH (SU)	10.00	10.03	29.18	± 0.1	GWMP

	Standard	Calibration Value	Acceptance Criteria	Reference
Turbidity (NTU)	0.00	0	± 10% of standard	EPA 2023
	1.00	1.03		
	10.00	10.10		

Notes:

Start of Day:

End of Day:

Field Instrumentation Calibration Form

Site Name: Plant Bowen AP

Date: 05/02/2025

Calibrated By: Jay Siewert

Field Conditions: 81°/61°

Instrument	Manufactuer/ Model	Serial Number
Water Quality Meter	AquaTroll 400	1202740
Turbidity Meter	LaMotte 2020	70423818

Calibration Standard Information				
Parameter	Standard	Lot #	Date of Expiration	Brand
Specific Conductance (µS/cm)	4,490	24010943	05/2025	Atlanta Instrument Rental, Inc.
pH (SU)	4.00	24010943	05/2025	Atlanta Instrument Rental, Inc.
pH (SU)	7.00	24008587	06/2025	Atlanta Instrument Rental, Inc.
pH (SU)	10.00	24004996	06/2025	Atlanta Instrument Rental, Inc.
D.O. (%)	N/A	24010943	05/2025	Atlanta Instrument Rental, Inc.
ORP (mV)	228.0	24006903	05/2025	Atlanta Instrument Rental, Inc.

Calibration					
Time Start	08:32	Time Finish	08:51		
Parameter	Standard	Calibration Value	Calibration Solution Temperature (°C)	Acceptance Criteria	Reference
D.O. (%)	N/A	99.29	20.00	± 10%	NA
Specific Conductance (µS/cm)	4,490	4,384.60	19.73	± 10% of standard	EPA 2023
pH (SU)	4.00	4.05	19.74	± 0.1	GWMP
pH (SU)	7.00	7.02	20.09	± 0.1	GWMP
pH (SU)	10.00	10.07	20.18	± 0.1	GWMP
ORP (mV)	228.0	230.30	20.22	± 10	EPA 2023

	Standard	Calibration Value	Acceptance Criteria	Reference
Turbidity (NTU)	0.00	0	± 10% of standard	EPA 2023
	1.00	1.01		
	10.00	10.45		

Calibration Check					
Time Start	15:10	Time Finish	15:27		
Parameter	Standard	Calibration Value	Calibration Solution Temperature (°C)	Acceptance Criteria	Reference
Specific Conductance (µS/cm)	4,490	4,339.40	26.16	± 10% of standard	EPA 2023
pH (SU)	4.00	4.12	26.94	± 0.1	GWMP
pH (SU)	7.00	7.07	26.67	± 0.1	GWMP
pH (SU)	10.00	10.10	28.68	± 0.1	GWMP

	Standard	Calibration Value	Acceptance Criteria	Reference
Turbidity (NTU)	0.00	0	± 10% of standard	EPA 2023
	1.00	1.02		
	10.00	10.20		

Notes:

Start of Day:

End of Day:

Field Instrumentation Calibration Form

Site Name: Plant Bowen AP

Date: 05/02/2025

Calibrated By: Natalie Piparo

Field Conditions: H 81, L 61

Instrument	Manufactuer/ Model	Serial Number
Water Quality Meter	AquaTroll 400	1197755
Turbidity Meter	LaMotte 2020	20680320

Calibration Standard Information				
Parameter	Standard	Lot #	Date of Expiration	Brand
Specific Conductance (µS/cm)	4,490	24010943	05/2025	Atlanta Instrument Rental, Inc.
pH (SU)	4.00	24010943	05/2025	Atlanta Instrument Rental, Inc.
pH (SU)	7.00	24008587	06/2025	Atlanta Instrument Rental, Inc.
pH (SU)	10.00	24004996	06/2025	Atlanta Instrument Rental, Inc.
D.O. (%)	N/A	24010943	05/2025	Atlanta Instrument Rental, Inc.
ORP (mV)	228.0	24006903	05/2025	Atlanta Instrument Rental, Inc.

Calibration					
Time Start	08:29	Time Finish	08:42		
Parameter	Standard	Calibration Value	Calibration Solution Temperature (°C)	Acceptance Criteria	Reference
D.O. (%)	N/A	99.09	19.89	± 10%	NA
Specific Conductance (µS/cm)	4,490	4,519.00	19.77	± 10% of standard	EPA 2023
pH (SU)	4.00	4.01	19.76	± 0.1	GWMP
pH (SU)	7.00	7.01	19.90	± 0.1	GWMP
pH (SU)	10.00	10.02	20.00	± 0.1	GWMP
ORP (mV)	228.0	232.20	20.02	± 10	EPA 2023

	Standard	Calibration Value	Acceptance Criteria	Reference
Turbidity (NTU)	0.00	0	± 10% of standard	EPA 2023
	1.00	1.14		
	10.00	10.17		

Calibration Check					
Time Start	14:01	Time Finish	14:13		
Parameter	Standard	Calibration Value	Calibration Solution Temperature (°C)	Acceptance Criteria	Reference
Specific Conductance (µS/cm)	4,490	4,439.40	26.88	± 10% of standard	EPA 2023
pH (SU)	4.00	4.10	23.91	± 0.1	GWMP
pH (SU)	7.00	7.17	25.13	± 0.1	GWMP
pH (SU)	10.00	10.16	26.09	± 0.1	GWMP

	Standard	Calibration Value	Acceptance Criteria	Reference
Turbidity (NTU)	0.00	0	± 10% of standard	EPA 2023
	1.00	1.20		
	10.00	10.16		

Notes:

Start of Day:

End of Day:

Field Instrumentation Calibration Form

Site Name: Plant Bowen AP

Date: 05/15/2025

Calibrated By: Natalie Piparo

Field Conditions: H 85, L 65

Instrument	Manufactuer/ Model	Serial Number
Water Quality Meter	AquaTroll 400	1197755
Turbidity Meter	LaMotte 2020	70423818

Calibration Standard Information				
Parameter	Standard	Lot #	Date of Expiration	Brand
Specific Conductance (µS/cm)	4,490	24010943	05/2025	Atlanta Instrument Rental, Inc.
pH (SU)	4.00	24010943	05/2025	Atlanta Instrument Rental, Inc.
pH (SU)	7.00	24008587	06/2025	Atlanta Instrument Rental, Inc.
pH (SU)	10.00	24004996	06/2025	Atlanta Instrument Rental, Inc.
D.O. (%)	N/A	24010943	05/2025	Atlanta Instrument Rental, Inc.
ORP (mV)	228.0	24006903	05/2025	Atlanta Instrument Rental, Inc.

Calibration					
Time Start	10:30	Time Finish	10:40		
Parameter	Standard	Calibration Value	Calibration Solution Temperature (°C)	Acceptance Criteria	Reference
D.O. (%)	N/A	101.40	22.79	± 10%	NA
Specific Conductance (µS/cm)	4,490	4,512.40	22.17	± 10% of standard	EPA 2023
pH (SU)	4.00	4.12	22.81	± 0.1	GWMP
pH (SU)	7.00	7.10	22.55	± 0.1	GWMP
pH (SU)	10.00	10.10	22.45	± 0.1	GWMP
ORP (mV)	228.0	220.10	22.72	± 10	EPA 2023

	Standard	Calibration Value	Acceptance Criteria	Reference
Turbidity (NTU)	0.00	0.02	± 10% of standard	EPA 2023
	1.00	1.06		
	10.00	10.48		

Calibration Check					
Time Start	15:53	Time Finish	16:00		
Parameter	Standard	Calibration Value	Calibration Solution Temperature (°C)	Acceptance Criteria	Reference
Specific Conductance (µS/cm)	4,490	4,410.50	26.60	± 10% of standard	EPA 2023
pH (SU)	4.00	4.08	26.57	± 0.1	GWMP
pH (SU)	7.00	7.18	26.51	± 0.1	GWMP
pH (SU)	10.00	10.20	27.13	± 0.1	GWMP

	Standard	Calibration Value	Acceptance Criteria	Reference
Turbidity (NTU)	0.00	0.01	± 10% of standard	EPA 2023
	1.00	1.17		
	10.00	10.33		

Notes:

Start of Day:

End of Day:

Field Instrumentation Calibration Form

Site Name: Plant Bowen AP

Date: 05/15/2025

Calibrated By: Jay Siewert

Field Conditions: 87°/63°

Instrument	Manufactuer/ Model	Serial Number
Water Quality Meter	AquaTroll 400	1202740
Turbidity Meter	LaMotte 2020	20680320

Calibration Standard Information				
Parameter	Standard	Lot #	Date of Expiration	Brand
Specific Conductance (µS/cm)	4,490	24010943	05/2025	Atlanta Instrument Rental, Inc.
pH (SU)	4.00	24010943	05/2025	Atlanta Instrument Rental, Inc.
pH (SU)	7.00	24008587	06/2025	Atlanta Instrument Rental, Inc.
pH (SU)	10.00	24004996	06/2025	Atlanta Instrument Rental, Inc.
D.O. (%)	N/A	24010943	05/2025	Atlanta Instrument Rental, Inc.
ORP (mV)	228.0	24006903	05/2025	Atlanta Instrument Rental, Inc.

Calibration					
Time Start	10:35	Time Finish	10:47		
Parameter	Standard	Calibration Value	Calibration Solution Temperature (°C)	Acceptance Criteria	Reference
D.O. (%)	N/A	100.04	24.09	± 10%	NA
Specific Conductance (µS/cm)	4,490	4,449.50	23.85	± 10% of standard	EPA 2023
pH (SU)	4.00	4.10	24.31	± 0.1	GWMP
pH (SU)	7.00	7.07	24.52	± 0.1	GWMP
pH (SU)	10.00	10.03	23.95	± 0.1	GWMP
ORP (mV)	228.0	231.30	22.95	± 10	EPA 2023

	Standard	Calibration Value	Acceptance Criteria	Reference
Turbidity (NTU)	0.00	0	± 10% of standard	EPA 2023
	1.00	1.03		
	10.00	10.28		

Calibration Check					
Time Start	16:15	Time Finish	16:23		
Parameter	Standard	Calibration Value	Calibration Solution Temperature (°C)	Acceptance Criteria	Reference
Specific Conductance (µS/cm)	4,490	4,211.30	28.86	± 10% of standard	EPA 2023
pH (SU)	4.00	4.06	28.50	± 0.1	GWMP
pH (SU)	7.00	7.15	28.52	± 0.1	GWMP
pH (SU)	10.00	10.13	30.42	± 0.1	GWMP

	Standard	Calibration Value	Acceptance Criteria	Reference
Turbidity (NTU)	0.00	0	± 10% of standard	EPA 2023
	1.00	1.08		
	10.00	10.33		

Notes:

Start of Day:

End of Day:

Field Instrumentation Calibration Form

Site Name: Plant Bowen AP

Date: 05/16/2025

Calibrated By: Jay Siewert

Field Conditions: 88°/68°

Instrument	Manufactuer/ Model	Serial Number
Water Quality Meter	AquaTroll 400	1202740
Turbidity Meter	LaMotte 2020	20680320

Calibration Standard Information				
Parameter	Standard	Lot #	Date of Expiration	Brand
Specific Conductance (µS/cm)	4,490	24010943	05/2025	Atlanta Instrument Rental, Inc.
pH (SU)	4.00	24010943	05/2025	Atlanta Instrument Rental, Inc.
pH (SU)	7.00	24008587	06/2025	Atlanta Instrument Rental, Inc.
pH (SU)	10.00	24004996	06/2025	Atlanta Instrument Rental, Inc.
D.O. (%)	N/A	24010943	05/2025	Atlanta Instrument Rental, Inc.
ORP (mV)	228.0	24006903	05/2025	Atlanta Instrument Rental, Inc.

Calibration					
Time Start	08:47	Time Finish	09:07		
Parameter	Standard	Calibration Value	Calibration Solution Temperature (°C)	Acceptance Criteria	Reference
D.O. (%)	N/A	102.34	23.03	± 10%	NA
Specific Conductance (µS/cm)	4,490	4,095.60	23.20	± 10% of standard	EPA 2023
pH (SU)	4.00	3.94	23.42	± 0.1	GWMP
pH (SU)	7.00	7.02	23.57	± 0.1	GWMP
pH (SU)	10.00	10.09	23.94	± 0.1	GWMP
ORP (mV)	228.0	235.00	23.99	± 10	EPA 2023

	Standard	Calibration Value	Acceptance Criteria	Reference
Turbidity (NTU)	0.00	0	± 10% of standard	EPA 2023
	1.00	1.11		
	10.00	10.10		

Calibration Check					
Time Start	12:33	Time Finish	12:40		
Parameter	Standard	Calibration Value	Calibration Solution Temperature (°C)	Acceptance Criteria	Reference
Specific Conductance (µS/cm)	4,490	4,383.90	26.17	± 10% of standard	EPA 2023
pH (SU)	4.00	4.09	26.07	± 0.1	GWMP
pH (SU)	7.00	7.10	26.84	± 0.1	GWMP
pH (SU)	10.00	10.05	27.91	± 0.1	GWMP

	Standard	Calibration Value	Acceptance Criteria	Reference
Turbidity (NTU)	0.00	0	± 10% of standard	EPA 2023
	1.00	1.02		
	10.00	10.62		

Notes:

Start of Day:

End of Day:

Field Instrumentation Calibration Form

Site Name: Plant Bowen AP

Date: 05/16/2025

Calibrated By: Natalie Piparo

Field Conditions: H 85, L 70

Instrument	Manufactuer/ Model	Serial Number
Water Quality Meter	AquaTroll 400	1197755
Turbidity Meter	LaMotte 2020	70423818

Calibration Standard Information				
Parameter	Standard	Lot #	Date of Expiration	Brand
Specific Conductance (µS/cm)	4,490	24010943	05/2025	Atlanta Instrument Rental, Inc.
pH (SU)	4.00	24010943	05/2025	Atlanta Instrument Rental, Inc.
pH (SU)	7.00	24008587	06/2025	Atlanta Instrument Rental, Inc.
pH (SU)	10.00	24004996	06/2025	Atlanta Instrument Rental, Inc.
D.O. (%)	N/A	24010943	05/2025	Atlanta Instrument Rental, Inc.
ORP (mV)	228.0	24006903	05/2025	Atlanta Instrument Rental, Inc.

Calibration					
Time Start	08:47	Time Finish	08:59		
Parameter	Standard	Calibration Value	Calibration Solution Temperature (°C)	Acceptance Criteria	Reference
D.O. (%)	N/A	102.25	22.41	± 10%	NA
Specific Conductance (µS/cm)	4,490	4,279.80	22.29	± 10% of standard	EPA 2023
pH (SU)	4.00	3.96	22.31	± 0.1	GWMP
pH (SU)	7.00	6.98	22.18	± 0.1	GWMP
pH (SU)	10.00	10.05	22.35	± 0.1	GWMP
ORP (mV)	228.0	229.10	22.34	± 10	EPA 2023

	Standard	Calibration Value	Acceptance Criteria	Reference
Turbidity (NTU)	0.00	0.01	± 10% of standard	EPA 2023
	1.00	1.22		
	10.00	10.23		

Calibration Check					
Time Start	12:27	Time Finish	12:31		
Parameter	Standard	Calibration Value	Calibration Solution Temperature (°C)	Acceptance Criteria	Reference
Specific Conductance (µS/cm)	4,490	4,498.90	23.81	± 10% of standard	EPA 2023
pH (SU)	4.00	4.11	23.79	± 0.1	GWMP
pH (SU)	7.00	7.19	23.86	± 0.1	GWMP
pH (SU)	10.00	10.08	24.05	± 0.1	GWMP

	Standard	Calibration Value	Acceptance Criteria	Reference
Turbidity (NTU)	0.00	0	± 10% of standard	EPA 2023
	1.00	1.31		
	10.00	10.09		

Notes:

Start of Day:

End of Day:

Field Instrumentation Calibration Form

Site Name: Plant Bowen AP

Date: 06/03/2025

Calibrated By: Jay Siewert

Field Conditions: 86°/65°

Instrument	Manufactuer/ Model	Serial Number
Water Quality Meter	AquaTroll 400	1202740
Turbidity Meter	LaMotte 2020	70423818

Calibration Standard Information				
Parameter	Standard	Lot #	Date of Expiration	Brand
Specific Conductance (µS/cm)	4,490	24010943	05/2025	Atlanta Instrument Rental, Inc.
pH (SU)	4.00	24010943	05/2025	Atlanta Instrument Rental, Inc.
pH (SU)	7.00	24008587	06/2025	Atlanta Instrument Rental, Inc.
pH (SU)	10.00	24004996	06/2025	Atlanta Instrument Rental, Inc.
D.O. (%)	N/A	24010943	05/2025	Atlanta Instrument Rental, Inc.
ORP (mV)	228.0	24006903	05/2025	Atlanta Instrument Rental, Inc.

Calibration					
Time Start	08:51	Time Finish	09:11		
Parameter	Standard	Calibration Value	Calibration Solution Temperature (°C)	Acceptance Criteria	Reference
D.O. (%)	N/A	97.67	22.82	± 10%	NA
Specific Conductance (µS/cm)	4,490	4,566.30	23.39	± 10% of standard	EPA 2023
pH (SU)	4.00	4.01	23.60	± 0.1	GWMP
pH (SU)	7.00	7.12	24.47	± 0.1	GWMP
pH (SU)	10.00	10.01	24.24	± 0.1	GWMP
ORP (mV)	228.0	225.50	24.22	± 10	EPA 2023

	Standard	Calibration Value	Acceptance Criteria	Reference
Turbidity (NTU)	0.00	0	± 10% of standard	EPA 2023
	1.00	1.08		
	10.00	10.46		

Calibration Check					
Time Start	14:25	Time Finish	14:32		
Parameter	Standard	Calibration Value	Calibration Solution Temperature (°C)	Acceptance Criteria	Reference
Specific Conductance (µS/cm)	4,490	4,356.40	28.46	± 10% of standard	EPA 2023
pH (SU)	4.00	4.09	28.51	± 0.1	GWMP
pH (SU)	7.00	7.05	29.34	± 0.1	GWMP
pH (SU)	10.00	9.99	30.57	± 0.1	GWMP

	Standard	Calibration Value	Acceptance Criteria	Reference
Turbidity (NTU)	0.00	0	± 10% of standard	EPA 2023
	1.00	1.07		
	10.00	10.21		

Notes:

Start of Day:

End of Day:

Field Instrumentation Calibration Form

Site Name: Plant Bowen AP

Date: 06/03/2025

Calibrated By: Natalie Piparo

Field Conditions: H 85, L 62

Instrument	Manufactuer/ Model	Serial Number
Water Quality Meter	AquaTroll 400	1197755
Turbidity Meter	LaMotte 2020	20680320

Calibration Standard Information				
Parameter	Standard	Lot #	Date of Expiration	Brand
Specific Conductance (µS/cm)	4,490	24010943	05/2025	Atlanta Instrument Rental, Inc.
pH (SU)	4.00	24010943	05/2025	Atlanta Instrument Rental, Inc.
pH (SU)	7.00	24008587	06/2025	Atlanta Instrument Rental, Inc.
pH (SU)	10.00	24004996	06/2025	Atlanta Instrument Rental, Inc.
D.O. (%)	N/A	24010943	05/2025	Atlanta Instrument Rental, Inc.
ORP (mV)	228.0	24006903	05/2025	Atlanta Instrument Rental, Inc.

Calibration					
Time Start	08:57	Time Finish	09:09		
Parameter	Standard	Calibration Value	Calibration Solution Temperature (°C)	Acceptance Criteria	Reference
D.O. (%)	N/A	100.20	23.61	± 10%	NA
Specific Conductance (µS/cm)	4,490	4,494.00	24.01	± 10% of standard	EPA 2023
pH (SU)	4.00	4.05	24.26	± 0.1	GWMP
pH (SU)	7.00	7.06	24.54	± 0.1	GWMP
pH (SU)	10.00	10.02	24.72	± 0.1	GWMP
ORP (mV)	228.0	218.50	24.77	± 10	EPA 2023

	Standard	Calibration Value	Acceptance Criteria	Reference
Turbidity (NTU)	0.00	0	± 10% of standard	EPA 2023
	1.00	1.13		
	10.00	10.06		

Calibration Check					
Time Start	14:22	Time Finish	14:32		
Parameter	Standard	Calibration Value	Calibration Solution Temperature (°C)	Acceptance Criteria	Reference
Specific Conductance (µS/cm)	4,490	4,451.40	25.87	± 10% of standard	EPA 2023
pH (SU)	4.00	4.17	25.87	± 0.1	GWMP
pH (SU)	7.00	7.22	25.00	± 0.1	GWMP
pH (SU)	10.00	10.19	26.60	± 0.1	GWMP

	Standard	Calibration Value	Acceptance Criteria	Reference
Turbidity (NTU)	0.00	0.03	± 10% of standard	EPA 2023
	1.00	1.09		
	10.00	10.20		

Notes:

Start of Day:

End of Day:

Field Instrumentation Calibration Form

Site Name: Plant Bowen AP

Date: 06/04/2025

Calibrated By: Natalie Piparo

Field Conditions: H 82, L 67

Instrument	Manufactuer/ Model	Serial Number
Water Quality Meter	AquaTroll 400	1197755
Turbidity Meter	LaMotte 2020	20680320

Calibration Standard Information				
Parameter	Standard	Lot #	Date of Expiration	Brand
Specific Conductance (µS/cm)	4,490	24010943	05/2025	Atlanta Instrument Rental, Inc.
pH (SU)	4.00	24010943	05/2025	Atlanta Instrument Rental, Inc.
pH (SU)	7.00	24008587	06/2025	Atlanta Instrument Rental, Inc.
pH (SU)	10.00	24004996	06/2025	Atlanta Instrument Rental, Inc.
D.O. (%)	N/A	24010943	05/2025	Atlanta Instrument Rental, Inc.
ORP (mV)	228.0	24006903	05/2025	Atlanta Instrument Rental, Inc.

Calibration					
Time Start	08:42	Time Finish	08:54		
Parameter	Standard	Calibration Value	Calibration Solution Temperature (°C)	Acceptance Criteria	Reference
D.O. (%)	N/A	100.94	22.21	± 10%	NA
Specific Conductance (µS/cm)	4,490	4,408.80	22.48	± 10% of standard	EPA 2023
pH (SU)	4.00	4.02	22.62	± 0.1	GWMP
pH (SU)	7.00	7.00	22.84	± 0.1	GWMP
pH (SU)	10.00	10.00	22.86	± 0.1	GWMP
ORP (mV)	228.0	231.20	22.74	± 10	EPA 2023

	Standard	Calibration Value	Acceptance Criteria	Reference
Turbidity (NTU)	0.00	0.01	± 10% of standard	EPA 2023
	1.00	1.05		
	10.00	10.27		

Calibration Check					
Time Start	11:05	Time Finish	11:11		
Parameter	Standard	Calibration Value	Calibration Solution Temperature (°C)	Acceptance Criteria	Reference
Specific Conductance (µS/cm)	4,490	4,456.80	23.29	± 10% of standard	EPA 2023
pH (SU)	4.00	4.12	23.33	± 0.1	GWMP
pH (SU)	7.00	7.21	23.76	± 0.1	GWMP
pH (SU)	10.00	10.09	25.16	± 0.1	GWMP

	Standard	Calibration Value	Acceptance Criteria	Reference
Turbidity (NTU)	0.00	0	± 10% of standard	EPA 2023
	1.00	1.11		
	10.00	10.10		

Notes:

Start of Day:

End of Day:

Field Instrumentation Calibration Form

Site Name: Plant Bowen AP

Date: 06/17/2025

Calibrated By: Jay Siewert

Field Conditions: 86°/68°

Instrument	Manufactuer/ Model	Serial Number
Water Quality Meter	AquaTroll 400	1202740
Turbidity Meter	LaMotte 2020	70423818

Calibration Standard Information				
Parameter	Standard	Lot #	Date of Expiration	Brand
Specific Conductance (µS/cm)	4,490	24010943	05/2025	Atlanta Instrument Rental, Inc.
pH (SU)	4.00	24010943	05/2025	Atlanta Instrument Rental, Inc.
pH (SU)	7.00	24008587	06/2025	Atlanta Instrument Rental, Inc.
pH (SU)	10.00	24004996	06/2025	Atlanta Instrument Rental, Inc.
D.O. (%)	N/A	24010943	05/2025	Atlanta Instrument Rental, Inc.
ORP (mV)	228.0	24006903	05/2025	Atlanta Instrument Rental, Inc.

Calibration					
Time Start	08:58	Time Finish	09:17		
Parameter	Standard	Calibration Value	Calibration Solution Temperature (°C)	Acceptance Criteria	Reference
D.O. (%)	N/A	100.30	24.61	± 10%	NA
Specific Conductance (µS/cm)	4,490	4,450.00	24.84	± 10% of standard	EPA 2023
pH (SU)	4.00	4.04	25.01	± 0.1	GWMP
pH (SU)	7.00	6.95	24.79	± 0.1	GWMP
pH (SU)	10.00	10.03	25.13	± 0.1	GWMP
ORP (mV)	228.0	224.80	25.10	± 10	EPA 2023

	Standard	Calibration Value	Acceptance Criteria	Reference
Turbidity (NTU)	0.00	0	± 10% of standard	EPA 2023
	1.00	1.09		
	10.00	10.23		

Calibration Check					
Time Start	15:09	Time Finish	15:15		
Parameter	Standard	Calibration Value	Calibration Solution Temperature (°C)	Acceptance Criteria	Reference
Specific Conductance (µS/cm)	4,490	4,437.00	29.45	± 10% of standard	EPA 2023
pH (SU)	4.00	4.13	29.45	± 0.1	GWMP
pH (SU)	7.00	7.18	30.00	± 0.1	GWMP
pH (SU)	10.00	10.12	30.43	± 0.1	GWMP

	Standard	Calibration Value	Acceptance Criteria	Reference
Turbidity (NTU)	0.00	0	± 10% of standard	EPA 2023
	1.00	1.05		
	10.00	10.22		

Notes:

Start of Day:

End of Day:

Field Instrumentation Calibration Form

Site Name: Plant Bowen AP

Date: 06/18/2025

Calibrated By: Jay Siewert

Field Conditions: 86°/68°

Instrument	Manufactuer/ Model	Serial Number
Water Quality Meter	AquaTroll 400	1197755
Turbidity Meter	LaMotte 2020	70453818

Calibration Standard Information				
Parameter	Standard	Lot #	Date of Expiration	Brand
Specific Conductance (µS/cm)	4,490	24010943	05/2025	Atlanta Instrument Rental, Inc.
pH (SU)	4.00	24010943	05/2025	Atlanta Instrument Rental, Inc.
pH (SU)	7.00	24008587	06/2025	Atlanta Instrument Rental, Inc.
pH (SU)	10.00	24004996	06/2025	Atlanta Instrument Rental, Inc.
D.O. (%)	N/A	24010943	05/2025	Atlanta Instrument Rental, Inc.
ORP (mV)	228.0	24006903	05/2025	Atlanta Instrument Rental, Inc.

Calibration					
Time Start	09:40	Time Finish	09:54		
Parameter	Standard	Calibration Value	Calibration Solution Temperature (°C)	Acceptance Criteria	Reference
D.O. (%)	N/A	100.90	25.21	± 10%	NA
Specific Conductance (µS/cm)	4,490	4,387.00	24.96	± 10% of standard	EPA 2023
pH (SU)	4.00	3.99	25.18	± 0.1	GWMP
pH (SU)	7.00	6.98	24.83	± 0.1	GWMP
pH (SU)	10.00	10.02	24.49	± 0.1	GWMP
ORP (mV)	228.0	220.00	24.89	± 10	EPA 2023

	Standard	Calibration Value	Acceptance Criteria	Reference
Turbidity (NTU)	0.00	0	± 10% of standard	EPA 2023
	1.00	1.01		
	10.00	10.33		

Calibration Check					
Time Start	15:04	Time Finish	15:15		
Parameter	Standard	Calibration Value	Calibration Solution Temperature (°C)	Acceptance Criteria	Reference
Specific Conductance (µS/cm)	4,490	4,584.00	30.18	± 10% of standard	EPA 2023
pH (SU)	4.00	4.13	30.14	± 0.1	GWMP
pH (SU)	7.00	7.18	30.86	± 0.1	GWMP
pH (SU)	10.00	10.14	31.87	± 0.1	GWMP

	Standard	Calibration Value	Acceptance Criteria	Reference
Turbidity (NTU)	0.00	0	± 10% of standard	EPA 2023
	1.00	1.05		
	10.00	10.64		

Notes:

Start of Day:

End of Day:

Field Instrumentation Calibration Form

Site Name: Plant Bowen AP

Date: 06/18/2025

Calibrated By: Shannon Northen

Field Conditions: 86 High/ 68 Low

Instrument	Manufactuer/ Model	Serial Number
Water Quality Meter	AquaTroll 400	1202788
Turbidity Meter	LaMotte 2020	20680320

Calibration Standard Information				
Parameter	Standard	Lot #	Date of Expiration	Brand
Specific Conductance (µS/cm)	4,490	24010943	05/2025	Atlanta Instrument Rental, Inc.
pH (SU)	4.00	24010943	05/2025	Atlanta Instrument Rental, Inc.
pH (SU)	7.00	24008587	06/2025	Atlanta Instrument Rental, Inc.
pH (SU)	10.00	24004996	06/2025	Atlanta Instrument Rental, Inc.
D.O. (%)	N/A	24010943	05/2025	Atlanta Instrument Rental, Inc.
ORP (mV)	228.0	24006903	05/2025	Atlanta Instrument Rental, Inc.

Calibration					
Time Start	08:43	Time Finish	08:54		
Parameter	Standard	Calibration Value	Calibration Solution Temperature (°C)	Acceptance Criteria	Reference
D.O. (%)	N/A	100.90	22.45	± 10%	NA
Specific Conductance (µS/cm)	4,490	4,490.00	22.56	± 10% of standard	EPA 2023
pH (SU)	4.00	4.02	22.60	± 0.1	GWMP
pH (SU)	7.00	23.01	23.04	± 0.1	GWMP
pH (SU)	10.00	10.07	23.25	± 0.1	GWMP
ORP (mV)	228.0	228.30	23.28	± 10	EPA 2023

	Standard	Calibration Value	Acceptance Criteria	Reference
Turbidity (NTU)	0.00	0	± 10% of standard	EPA 2023
	1.00	0.99		
	10.00	10.83		

Calibration Check					
Time Start	15:08	Time Finish	15:16		
Parameter	Standard	Calibration Value	Calibration Solution Temperature (°C)	Acceptance Criteria	Reference
Specific Conductance (µS/cm)	4,490	4,710.00	33.11	± 10% of standard	EPA 2023
pH (SU)	4.00	4.10	33.17	± 0.1	GWMP
pH (SU)	7.00	7.15	32.69	± 0.1	GWMP
pH (SU)	10.00	10.11	32.30	± 0.1	GWMP

	Standard	Calibration Value	Acceptance Criteria	Reference
Turbidity (NTU)	0.00	0	± 10% of standard	EPA 2023
	1.00	1.12		
	10.00	9.44		

Notes:

Start of Day:

End of Day:

Site Name: Plant Bowen AP

Field Instrumentation Calibration Form

Date: 07/23/2025

Calibrated By: Jay Siewert

Field Conditions: 89°/72°

Instrument	Manufactuer/ Model	Serial Number
Water Quality Meter	AquaTroll 400	1202740
Turbidity Meter	LaMotte 2020	70423818

Calibration Standard Information					
Parameter	Standard	Lot #	Date of Expiration	Brand	
Specific Conductance (µS/cm)	4,490	~~24010943~~	~~05/2025~~	Atlanta Instrument Rental, Inc.	24014218 01/2026
pH (SU)	4.00	~~24010943~~	~~05/2025~~	Atlanta Instrument Rental, Inc.	24014218 01/2026
pH (SU)	7.00	~~24000587~~	~~06/2025~~	Atlanta Instrument Rental, Inc.	24014266 01/2026
pH (SU)	10.00	~~24004006~~	~~06/2025~~	Atlanta Instrument Rental, Inc.	24011537 01/2026
D.O. (%)	N/A	~~24010943~~	~~05/2025~~	Atlanta Instrument Rental, Inc.	24014218 01/2026
ORP (mV)	228.0	~~24000903~~	~~05/2025~~	Atlanta Instrument Rental, Inc.	22490162 01/2026

Calibration					
Time Start	08:37	Time Finish	08:57		
Parameter	Standard	Calibration Value	Calibration Solution Temperature (°C)	Acceptance Criteria	Reference
D.O. (%)	N/A	99.44	25.06	± 10%	NA
Specific Conductance (µS/cm)	4,490	4,484.00	25.66	± 10% of standard	EPA 2023
pH (SU)	4.00	4.10	25.72	± 0.1	GWMP
pH (SU)	7.00	7.06	25.96	± 0.1	GWMP
pH (SU)	10.00	10.10	26.06	± 0.1	GWMP
ORP (mV)	228.0	229.90	28.93	± 10	EPA 2023

	Standard	Calibration Value	Acceptance Criteria	Reference
Turbidity (NTU)	0.00	0	± 10% of standard	EPA 2023
	1.00	0.92		
	10.00	9.92		

Calibration Check					
Time Start	13:00	Time Finish	13:09		
Parameter	Standard	Calibration Value	Calibration Solution Temperature (°C)	Acceptance Criteria	Reference
Specific Conductance (µS/cm)	4,490	4,512.00	27.97	± 10% of standard	EPA 2023
pH (SU)	4.00	4.08	27.95	± 0.1	GWMP
pH (SU)	7.00	7.10	28.19	± 0.1	GWMP
pH (SU)	10.00	10.08	28.94	± 0.1	GWMP

	Standard	Calibration Value	Acceptance Criteria	Reference
Turbidity (NTU)	0.00	0	± 10% of standard	EPA 2023
	1.00	0.95		
	10.00	10.04		

Notes:

Start of Day:

End of Day:

Field Instrumentation Calibration Form

Site Name: Plant Bowen AP

Date: 07/23/2025

Calibrated By: Shannon Northen

Field Conditions: 89/72

Instrument	Manufactuer/ Model	Serial Number
Water Quality Meter	AquaTroll 400	1211518
Turbidity Meter	LaMotte 2020	15114111

Calibration Standard Information

Parameter	Standard	Lot #	Date of Expiration	Brand	
Specific Conductance (µS/cm)	4,490	~~24010963~~	~~05/2025~~	Atlanta Instrument Rental, Inc.	24014218 01/2026
pH (SU)	4.00	~~24010943~~	~~05/2025~~	Atlanta Instrument Rental, Inc.	24014218 01/2026
pH (SU)	7.00	~~24008587~~	~~06/2025~~	Atlanta Instrument Rental, Inc.	24014264 01/2026
pH (SU)	10.00	~~24004098~~	~~06/2025~~	Atlanta Instrument Rental, Inc.	24011537 01/2026
D.O. (%)	N/A	~~24010943~~	~~05/2025~~	Atlanta Instrument Rental, Inc.	24014218 01/2026
ORP (mV)	228.0	~~24008903~~	~~06/2025~~	Atlanta Instrument Rental, Inc.	24090162 01/2026

Calibration

Time Start	08:33	Time Finish	08:49		
Parameter	**Standard**	**Calibration Value**	**Calibration Solution Temperature (°C)**	**Acceptance Criteria**	**Reference**
D.O. (%)	N/A	111.70	25.92	± 10%	NA
Specific Conductance (µS/cm)	4,490	4,554.00	25.06	± 10% of standard	EPA 2023
pH (SU)	4.00	4.26	25.13	± 0.1	GWMP
pH (SU)	7.00	7.19	25.60	± 0.1	GWMP
pH (SU)	10.00	10.17	25.83	± 0.1	GWMP
ORP (mV)	228.0	212.60	25.88	± 10	EPA 2023

	Standard	Calibration Value	Acceptance Criteria	Reference
Turbidity (NTU)	0.00	0	± 10% of standard	EPA 2023
	1.00	1.09		
	10.00	9.96		

Calibration Check

Time Start	08:59	Time Finish	08:59		
Parameter	**Standard**	**Calibration Value**	**Calibration Solution Temperature (°C)**	**Acceptance Criteria**	**Reference**
Specific Conductance (µS/cm)	4,490	4,242.00	28.82	± 10% of standard	EPA 2023
pH (SU)	4.00	4.65	28.71	± 0.1	GWMP
pH (SU)	7.00	7.15	28.61	± 0.1	GWMP
pH (SU)	10.00	10.00	28.58	± 0.1	GWMP

	Standard	Calibration Value	Acceptance Criteria	Reference
Turbidity (NTU)	0.00	0	± 10% of standard	EPA 2023
	1.00	0.98		
	10.00	9.95		

Notes:

Start of Day:

End of Day:

Field Instrumentation Calibration Form

Site Name: Plant Bowen AP

Date: 07/24/2025

Calibrated By: Jay Siewert

Field Conditions: 92°/74°

Instrument	Manufactuer/ Model	Serial Number
Water Quality Meter	AquaTroll 400	1202740
Turbidity Meter	LaMotte 2020	70423818

Calibration Standard Information

Parameter	Standard	Lot #	Date of Expiration	Brand	
Specific Conductance (µS/cm)	4,490	~~24010943~~	~~05/2025~~	Atlanta Instrument Rental, Inc.	24014218 01/2026
pH (SU)	4.00	~~24010943~~	~~05/2025~~	Atlanta Instrument Rental, Inc.	24014218 01/2026
pH (SU)	7.00	~~24008587~~	~~06/2025~~	Atlanta Instrument Rental, Inc.	24014266 01/2026
pH (SU)	10.00	~~24004996~~	~~06/2025~~	Atlanta Instrument Rental, Inc.	24011537 01/2026
D.O. (%)	N/A	~~24010943~~	~~05/2025~~	Atlanta Instrument Rental, Inc.	24014218 01/2026
ORP (mV)	228.0	~~24006003~~	~~05/2025~~	Atlanta Instrument Rental, Inc.	22490162 01/2026

Calibration

Time Start	08:53	Time Finish	09:06		
Parameter	**Standard**	**Calibration Value**	**Calibration Solution Temperature (°C)**	**Acceptance Criteria**	**Reference**
D.O. (%)	N/A	99.40	24.59	± 10%	NA
Specific Conductance (µS/cm)	4,490	4,482.00	24.47	± 10% of standard	EPA 2023
pH (SU)	4.00	3.99	24.71	± 0.1	GWMP
pH (SU)	7.00	6.96	24.74	± 0.1	GWMP
pH (SU)	10.00	9.98	24.79	± 0.1	GWMP
ORP (mV)	228.0	280.80	24.74	± 10	EPA 2023

	Standard	Calibration Value	Acceptance Criteria	Reference
Turbidity (NTU)	0.00	0	± 10% of standard	EPA 2023
	1.00	1.02		
	10.00	10.08		

Calibration Check

Time Start	12:32	Time Finish	12:41		
Parameter	**Standard**	**Calibration Value**	**Calibration Solution Temperature (°C)**	**Acceptance Criteria**	**Reference**
Specific Conductance (µS/cm)	4,490	4,482.00	33.14	± 10% of standard	EPA 2023
pH (SU)	4.00	4.10	33.41	± 0.1	GWMP
pH (SU)	7.00	7.09	34.01	± 0.1	GWMP
pH (SU)	10.00	10.14	33.92	± 0.1	GWMP

	Standard	Calibration Value	Acceptance Criteria	Reference
Turbidity (NTU)	0.00	0	± 10% of standard	EPA 2023
	1.00	0.96		
	10.00	9.94		

Notes:

Start of Day:

End of Day:

Site Name: Plant Bowen AP

Field Instrumentation Calibration Form

Date: 07/23/2025

Calibrated By: Shannon Northen

Field Conditions: 89/72

Instrument	Manufactuer/ Model	Serial Number
Water Quality Meter	AquaTroll 400	1211518
Turbidity Meter	LaMotte 2020	15114111

Calibration Standard Information					
Parameter	Standard	Lot #	Date of Expiration	Brand	
Specific Conductance (µS/cm)	4,490	~~24010943~~	~~05/2025~~	Atlanta Instrument Rental, Inc.	24014218 01/2026
pH (SU)	4.00	~~24010943~~	~~05/2025~~	Atlanta Instrument Rental, Inc.	24014218 01/2026
pH (SU)	7.00	~~24008587~~	~~06/2025~~	Atlanta Instrument Rental, Inc.	24014266 01/2026
pH (SU)	10.00	~~24004996~~	~~06/2025~~	Atlanta Instrument Rental, Inc.	24011537 01/2026
D.O. (%)	N/A	~~24010943~~	~~05/2025~~	Atlanta Instrument Rental, Inc.	24014218 01/2026
ORP (mV)	228.0	~~24006903~~	~~05/2025~~	Atlanta Instrument Rental, Inc.	22490162 01/2026

Calibration					
Time Start	08:33	Time Finish	08:49		
Parameter	Standard	Calibration Value	Calibration Solution Temperature (°C)	Acceptance Criteria	Reference
D.O. (%)	N/A	111.70	25.92	± 10%	NA
Specific Conductance (µS/cm)	4,490	4,554.00	25.06	± 10% of standard	EPA 2023
pH (SU)	4.00	4.26	25.13	± 0.1	GWMP
pH (SU)	7.00	7.19	25.60	± 0.1	GWMP
pH (SU)	10.00	10.17	25.83	± 0.1	GWMP
ORP (mV)	228.0	212.60	25.88	± 10	EPA 2023

	Standard	Calibration Value	Acceptance Criteria	Reference
Turbidity (NTU)	0.00	0	± 10% of standard	EPA 2023
	1.00	1.09		
	10.00	9.96		

Calibration Check					
Time Start	08:59	Time Finish	08:59		
Parameter	Standard	Calibration Value	Calibration Solution Temperature (°C)	Acceptance Criteria	Reference
Specific Conductance (µS/cm)	4,490	4,242.00	28.82	± 10% of standard	EPA 2023
pH (SU)	4.00	4.65	28.71	± 0.1	GWMP
pH (SU)	7.00	7.15	28.61	± 0.1	GWMP
pH (SU)	10.00	10.00	28.58	± 0.1	GWMP

	Standard	Calibration Value	Acceptance Criteria	Reference
Turbidity (NTU)	0.00	0	± 10% of standard	EPA 2023
	1.00	0.98		
	10.00	9.95		

Notes:

Start of Day:

End of Day:

Field Instrumentation Calibration Form

Site Name: Plant Bowen AP

Date: 07/30/2025

Calibrated By: Natalie Piparo

Field Conditions: H 90, L 74

Instrument	Manufactuer/ Model	Serial Number
Water Quality Meter	AquaTroll 400	1197755
Turbidity Meter	LaMotte 2020	41262623

Calibration Standard Information				
Parameter	Standard	Lot #	Date of Expiration	Brand
Specific Conductance (µS/cm)	4,490	24014218	01/2026	Atlanta Instrument Rental, Inc.
pH (SU)	4.00	24014218	01/2026	Atlanta Instrument Rental, Inc.
pH (SU)	7.00	24014266	01/2026	Atlanta Instrument Rental, Inc.
pH (SU)	10.00	24011537	01/2026	Atlanta Instrument Rental, Inc.
D.O. (%)	N/A	24014218	01/2026	Atlanta Instrument Rental, Inc.
ORP (mV)	228.0	22490162	01/2026	Atlanta Instrument Rental, Inc.

Calibration					
Time Start	08:46	Time Finish	08:57		
Parameter	Standard	Calibration Value	Calibration Solution Temperature (°C)	Acceptance Criteria	Reference
D.O. (%)	N/A	100.51	27.24	± 10%	NA
Specific Conductance (µS/cm)	4,490	4,556.50	27.79	± 10% of standard	EPA 2023
pH (SU)	4.00	4.03	28.00	± 0.1	GWMP
pH (SU)	7.00	7.04	28.44	± 0.1	GWMP
pH (SU)	10.00	10.02	28.63	± 0.1	GWMP
ORP (mV)	228.0	222.30	28.60	± 10	EPA 2023

	Standard	Calibration Value	Acceptance Criteria	Reference
Turbidity (NTU)	0.00	0	± 10% of standard	EPA 2023
	1.00	1.13		
	10.00	10.50		

Calibration Check					
Time Start	15:19	Time Finish	15:30		
Parameter	Standard	Calibration Value	Calibration Solution Temperature (°C)	Acceptance Criteria	Reference
Specific Conductance (µS/cm)	4,490	4,402.50	29.58	± 10% of standard	EPA 2023
pH (SU)	4.00	4.23	29.72	± 0.1	GWMP
pH (SU)	7.00	7.26	30.69	± 0.1	GWMP
pH (SU)	10.00	10.16	32.09	± 0.1	GWMP

	Standard	Calibration Value	Acceptance Criteria	Reference
Turbidity (NTU)	0.00	0	± 10% of standard	EPA 2023
	1.00	1.08		
	10.00	10.04		

Notes:

Start of Day:

End of Day:

Field Instrumentation Calibration Form

Site Name: Plant Bowen AP

Date: 07/30/2025

Calibrated By: Shannon Northen

Field Conditions: 90°/74°

Instrument	Manufactuer/ Model	Serial Number
Water Quality Meter	AquaTroll 400	1211518
Turbidity Meter	LaMotte 2020	70423818

Calibration Standard Information				
Parameter	Standard	Lot #	Date of Expiration	Brand
Specific Conductance (µS/cm)	4,490	24014218	01/2026	Atlanta Instrument Rental, Inc.
pH (SU)	4.00	24014218	01/2026	Atlanta Instrument Rental, Inc.
pH (SU)	7.00	24014266	01/2026	Atlanta Instrument Rental, Inc.
pH (SU)	10.00	24011537	01/2026	Atlanta Instrument Rental, Inc.
D.O. (%)	N/A	24014218	01/2026	Atlanta Instrument Rental, Inc.
ORP (mV)	228.0	22490162	01/2026	Atlanta Instrument Rental, Inc.

Calibration					
Time Start	08:51	Time Finish	08:56		
Parameter	Standard	Calibration Value	Calibration Solution Temperature (°C)	Acceptance Criteria	Reference
D.O. (%)	N/A	102.60	27.55	± 10%	NA
Specific Conductance (µS/cm)	4,490	4,606.00	27.59	± 10% of standard	EPA 2023
pH (SU)	4.00	4.65	27.61	± 0.1	GWMP
pH (SU)	7.00	7.58	26.81	± 0.1	GWMP
pH (SU)	10.00	10.35	26.79	± 0.1	GWMP
ORP (mV)	228.0	189.30	27.30	± 10	EPA 2023

	Standard	Calibration Value	Acceptance Criteria	Reference
Turbidity (NTU)	0.00	0	± 10% of standard	EPA 2023
	1.00	1.08		
	10.00	9.90		

Calibration Check					
Time Start	15:23	Time Finish	15:30		
Parameter	Standard	Calibration Value	Calibration Solution Temperature (°C)	Acceptance Criteria	Reference
Specific Conductance (µS/cm)	4,490	4,432.00	40.03	± 10% of standard	EPA 2023
pH (SU)	4.00	4.12	40.07	± 0.1	GWMP
pH (SU)	7.00	7.16	40.17	± 0.1	GWMP
pH (SU)	10.00	10.13	40.32	± 0.1	GWMP

	Standard	Calibration Value	Acceptance Criteria	Reference
Turbidity (NTU)	0.00	0	± 10% of standard	EPA 2023
	1.00	1.12		
	10.00	10.14		

Notes:

Start of Day:

End of Day:

Field Instrumentation Calibration Form

Site Name: Plant Bowen AP

Date: 08/06/2025

Calibrated By: Shannon Northen

Field Conditions: 83°/ 69°

Instrument	Manufactuer/ Model	Serial Number
Water Quality Meter	AquaTroll 400	1202788
Turbidity Meter	LaMotte 2020	20680320

Calibration Standard Information				
Parameter	Standard	Lot #	Date of Expiration	Brand
Specific Conductance (µS/cm)	4,490	24014218	01/2026	Atlanta Instrument Rental, Inc.
pH (SU)	4.00	24014218	01/2026	Atlanta Instrument Rental, Inc.
pH (SU)	7.00	24014266	01/2026	Atlanta Instrument Rental, Inc.
pH (SU)	10.00	24011537	01/2026	Atlanta Instrument Rental, Inc.
D.O. (%)	N/A	24014218	01/2026	Atlanta Instrument Rental, Inc.
ORP (mV)	228.0	22490162	01/2026	Atlanta Instrument Rental, Inc.

Calibration					
Time Start	08:28	Time Finish	08:29		
Parameter	Standard	Calibration Value	Calibration Solution Temperature (°C)	Acceptance Criteria	Reference
D.O. (%)	N/A	101.60	21.56	± 10%	NA
Specific Conductance (µS/cm)	4,490	4,186.00	21.59	± 10% of standard	EPA 2023
pH (SU)	4.00	4.02	21.62	± 0.1	GWMP
pH (SU)	7.00	7.03	21.67	± 0.1	GWMP
pH (SU)	10.00	10.06	21.75	± 0.1	GWMP
ORP (mV)	228.0	225.80	21.00	± 10	EPA 2023

	Standard	Calibration Value	Acceptance Criteria	Reference
Turbidity (NTU)	0.00	0	± 10% of standard	EPA 2023
	1.00	1.09		
	10.00	10.14		

Calibration Check					
Time Start	16:15	Time Finish	16:25		
Parameter	Standard	Calibration Value	Calibration Solution Temperature (°C)	Acceptance Criteria	Reference
Specific Conductance (µS/cm)	4,490	4,486.00	34.79	± 10% of standard	EPA 2023
pH (SU)	4.00	4.14	34.73	± 0.1	GWMP
pH (SU)	7.00	7.20	34.68	± 0.1	GWMP
pH (SU)	10.00	10.25	34.43	± 0.1	GWMP

	Standard	Calibration Value	Acceptance Criteria	Reference
Turbidity (NTU)	0.00	0	± 10% of standard	EPA 2023
	1.00	0.95		
	10.00	9.86		

Notes:

Start of Day:

End of Day:

Field Instrumentation Calibration Form

Site Name: Plant Bowen AP

Date: 08/07/2025

Calibrated By: Shannon Northen

Field Conditions: 68°/ 85°

Instrument	Manufactuer/ Model	Serial Number
Water Quality Meter	AquaTroll 400	1202788
Turbidity Meter	LaMotte 2020	20680320

Calibration Standard Information				
Parameter	Standard	Lot #	Date of Expiration	Brand
Specific Conductance (µS/cm)	4,490	24014218	01/2026	Atlanta Instrument Rental, Inc.
pH (SU)	4.00	24014218	01/2026	Atlanta Instrument Rental, Inc.
pH (SU)	7.00	24014266	01/2026	Atlanta Instrument Rental, Inc.
pH (SU)	10.00	24011537	01/2026	Atlanta Instrument Rental, Inc.
D.O. (%)	N/A	24014218	01/2026	Atlanta Instrument Rental, Inc.
ORP (mV)	228.0	22490162	01/2026	Atlanta Instrument Rental, Inc.

Calibration					
Time Start	08:33	Time Finish	08:49		
Parameter	Standard	Calibration Value	Calibration Solution Temperature (°C)	Acceptance Criteria	Reference
D.O. (%)	N/A	99.74	23.77	± 10%	NA
Specific Conductance (µS/cm)	4,490	4,433.00	23.89	± 10% of standard	EPA 2023
pH (SU)	4.00	4.00	24.00	± 0.1	GWMP
pH (SU)	7.00	7.02	24.61	± 0.1	GWMP
pH (SU)	10.00	10.04	24.94	± 0.1	GWMP
ORP (mV)	228.0	221.30	25.03	± 10	EPA 2023

	Standard	Calibration Value	Acceptance Criteria	Reference
Turbidity (NTU)	0.00	0	± 10% of standard	EPA 2023
	1.00	0.95		
	10.00	10.12		

Calibration Check					
Time Start	16:08	Time Finish	16:16		
Parameter	Standard	Calibration Value	Calibration Solution Temperature (°C)	Acceptance Criteria	Reference
Specific Conductance (µS/cm)	4,490	4,462.00	32.62	± 10% of standard	EPA 2023
pH (SU)	4.00	4.12	32.62	± 0.1	GWMP
pH (SU)	7.00	7.22	32.61	± 0.1	GWMP
pH (SU)	10.00	10.20	32.57	± 0.1	GWMP

	Standard	Calibration Value	Acceptance Criteria	Reference
Turbidity (NTU)	0.00	0	± 10% of standard	EPA 2023
	1.00	0.96		
	10.00	10.12		

Notes:

Start of Day:

End of Day:

Field Instrumentation Calibration Form

Site Name: Plant Bowen AP

Date: 08/12/2025

Calibrated By: Natalie Piparo

Field Conditions: H 82, L 72

Instrument	Manufactuer/ Model	Serial Number
Water Quality Meter	AquaTroll 400	1197755
Turbidity Meter	LaMotte 2020	41262623

Calibration Standard Information				
Parameter	Standard	Lot #	Date of Expiration	Brand
Specific Conductance (µS/cm)	4,490	24014218	01/2026	Atlanta Instrument Rental, Inc.
pH (SU)	4.00	24014218	01/2026	Atlanta Instrument Rental, Inc.
pH (SU)	7.00	24014266	01/2026	Atlanta Instrument Rental, Inc.
pH (SU)	10.00	24011537	01/2026	Atlanta Instrument Rental, Inc.
D.O. (%)	N/A	24014218	01/2026	Atlanta Instrument Rental, Inc.
ORP (mV)	228.0	22490162	01/2026	Atlanta Instrument Rental, Inc.

Calibration					
Time Start	09:39	Time Finish	09:53		
Parameter	Standard	Calibration Value	Calibration Solution Temperature (°C)	Acceptance Criteria	Reference
D.O. (%)	N/A	101.34	24.90	± 10%	NA
Specific Conductance (µS/cm)	4,490	4,476.30	24.91	± 10% of standard	EPA 2023
pH (SU)	4.00	4.00	24.97	± 0.1	GWMP
pH (SU)	7.00	7.07	24.95	± 0.1	GWMP
pH (SU)	10.00	10.01	24.98	± 0.1	GWMP
ORP (mV)	228.0	226.20	25.05	± 10	EPA 2023

	Standard	Calibration Value	Acceptance Criteria	Reference
Turbidity (NTU)	0.00	0	± 10% of standard	EPA 2023
	1.00	1.22		
	10.00	10.14		

Calibration Check					
Time Start	16:24	Time Finish	16:28		
Parameter	Standard	Calibration Value	Calibration Solution Temperature (°C)	Acceptance Criteria	Reference
Specific Conductance (µS/cm)	4,490	4,548.40	27.65	± 10% of standard	EPA 2023
pH (SU)	4.00	4.20	27.65	± 0.1	GWMP
pH (SU)	7.00	7.23	27.69	± 0.1	GWMP
pH (SU)	10.00	10.21	27.82	± 0.1	GWMP

	Standard	Calibration Value	Acceptance Criteria	Reference
Turbidity (NTU)	0.00	0	± 10% of standard	EPA 2023
	1.00	1.02		
	10.00	10.06		

Notes:

Start of Day:

End of Day:

Field Instrumentation Calibration Form

Site Name: Plant Bowen AP

Date: 08/12/2025

Calibrated By: Shannon Northen

Field Conditions: 82°/ 73°

Instrument	Manufactuer/ Model	Serial Number
Water Quality Meter	AquaTroll 400	1202788
Turbidity Meter	LaMotte 2020	20680320

Calibration Standard Information				
Parameter	Standard	Lot #	Date of Expiration	Brand
Specific Conductance (µS/cm)	4,490	24014218	01/2026	Atlanta Instrument Rental, Inc.
pH (SU)	4.00	24014218	01/2026	Atlanta Instrument Rental, Inc.
pH (SU)	7.00	24014266	01/2026	Atlanta Instrument Rental, Inc.
pH (SU)	10.00	24011537	01/2026	Atlanta Instrument Rental, Inc.
D.O. (%)	N/A	24014218	01/2026	Atlanta Instrument Rental, Inc.
ORP (mV)	228.0	22490162	01/2026	Atlanta Instrument Rental, Inc.

Calibration					
Time Start	08:48	Time Finish	09:03		
Parameter	Standard	Calibration Value	Calibration Solution Temperature (°C)	Acceptance Criteria	Reference
D.O. (%)	N/A	99.90	24.97	± 10%	NA
Specific Conductance (µS/cm)	4,490	4,451.00	24.99	± 10% of standard	EPA 2023
pH (SU)	4.00	4.01	25.03	± 0.1	GWMP
pH (SU)	7.00	7.01	25.02	± 0.1	GWMP
pH (SU)	10.00	10.01	24.94	± 0.1	GWMP
ORP (mV)	228.0	229.70	25.04	± 10	EPA 2023

	Standard	Calibration Value	Acceptance Criteria	Reference
Turbidity (NTU)	0.00	0	± 10% of standard	EPA 2023
	1.00	1.14		
	10.00	10.06		

Calibration Check					
Time Start	16:20	Time Finish	16:29		
Parameter	Standard	Calibration Value	Calibration Solution Temperature (°C)	Acceptance Criteria	Reference
Specific Conductance (µS/cm)	4,490	4,458.00	30.58	± 10% of standard	EPA 2023
pH (SU)	4.00	4.10	30.61	± 0.1	GWMP
pH (SU)	7.00	7.23	30.65	± 0.1	GWMP
pH (SU)	10.00	10.22	30.69	± 0.1	GWMP

	Standard	Calibration Value	Acceptance Criteria	Reference
Turbidity (NTU)	0.00	0	± 10% of standard	EPA 2023
	1.00	1.14		
	10.00	9.84		

Notes:

Start of Day:

End of Day:

Field Instrumentation Calibration Form

Site Name: Plant Bowen AP

Date: 08/26/2025

Calibrated By: Shannon Northen

Field Conditions: 79°/ 62°

Instrument	Manufactuer/ Model	Serial Number
Water Quality Meter	AquaTroll 400	1202788
Turbidity Meter	LaMotte 2020	14754011

Calibration Standard Information				
Parameter	Standard	Lot #	Date of Expiration	Brand
Specific Conductance (µS/cm)	4,490	24014218	01/2026	Atlanta Instrument Rental, Inc.
pH (SU)	4.00	24014218	01/2026	Atlanta Instrument Rental, Inc.
pH (SU)	7.00	24014266	01/2026	Atlanta Instrument Rental, Inc.
pH (SU)	10.00	24011537	01/2026	Atlanta Instrument Rental, Inc.
D.O. (%)	N/A	24014218	01/2026	Atlanta Instrument Rental, Inc.
ORP (mV)	228.0	22490162	01/2026	Atlanta Instrument Rental, Inc.

Calibration					
Time Start	08:51	Time Finish	09:11		
Parameter	Standard	Calibration Value	Calibration Solution Temperature (°C)	Acceptance Criteria	Reference
D.O. (%)	N/A	96.65	20.88	± 10%	NA
Specific Conductance (µS/cm)	4,490	4,473.00	20.88	± 10% of standard	EPA 2023
pH (SU)	4.00	4.03	20.85	± 0.1	GWMP
pH (SU)	7.00	7.04	20.59	± 0.1	GWMP
pH (SU)	10.00	10.04	20.82	± 0.1	GWMP
ORP (mV)	228.0	232.30	21.22	± 10	EPA 2023

	Standard	Calibration Value	Acceptance Criteria	Reference
Turbidity (NTU)	0.00	0	± 10% of standard	EPA 2023
	1.00	1.04		
	10.00	9.76		

Calibration Check					
Time Start	17:08	Time Finish	17:16		
Parameter	Standard	Calibration Value	Calibration Solution Temperature (°C)	Acceptance Criteria	Reference
Specific Conductance (µS/cm)	4,490	4,567.00	33.86	± 10% of standard	EPA 2023
pH (SU)	4.00	4.08	34.05	± 0.1	GWMP
pH (SU)	7.00	7.21	34.25	± 0.1	GWMP
pH (SU)	10.00	10.19	34.41	± 0.1	GWMP

	Standard	Calibration Value	Acceptance Criteria	Reference
Turbidity (NTU)	0.00	0	± 10% of standard	EPA 2023
	1.00	1.10		
	10.00	10.06		

Notes:

Start of Day:

End of Day:

Field Instrumentation Calibration Form

Site Name: Plant Bowen AP

Date: 08/27/2025

Calibrated By: Shannon Northen

Field Conditions: 81°/ 55°

Instrument	Manufactuer/ Model	Serial Number
Water Quality Meter	AquaTroll 400	1202788
Turbidity Meter	LaMotte 2020	14754011

Calibration Standard Information				
Parameter	Standard	Lot #	Date of Expiration	Brand
Specific Conductance (µS/cm)	4,490	24014218	01/2026	Atlanta Instrument Rental, Inc.
pH (SU)	4.00	24014218	01/2026	Atlanta Instrument Rental, Inc.
pH (SU)	7.00	24014266	01/2026	Atlanta Instrument Rental, Inc.
pH (SU)	10.00	24011537	01/2026	Atlanta Instrument Rental, Inc.
D.O. (%)	N/A	24014218	01/2026	Atlanta Instrument Rental, Inc.
ORP (mV)	228.0	22490162	01/2026	Atlanta Instrument Rental, Inc.

Calibration					
Time Start	09:05	Time Finish	09:17		
Parameter	Standard	Calibration Value	Calibration Solution Temperature (°C)	Acceptance Criteria	Reference
D.O. (%)	N/A	103.20	17.49	± 10%	NA
Specific Conductance (µS/cm)	4,490	446.00	17.48	± 10% of standard	EPA 2023
pH (SU)	4.00	3.98	17.47	± 0.1	GWMP
pH (SU)	7.00	7.03	17.70	± 0.1	GWMP
pH (SU)	10.00	10.05	17.90	± 0.1	GWMP
ORP (mV)	228.0	234.10	17.91	± 10	EPA 2023

	Standard	Calibration Value	Acceptance Criteria	Reference
Turbidity (NTU)	0.00	0	± 10% of standard	EPA 2023
	1.00	1.08		
	10.00	9.90		

Calibration Check					
Time Start	16:01	Time Finish	16:07		
Parameter	Standard	Calibration Value	Calibration Solution Temperature (°C)	Acceptance Criteria	Reference
Specific Conductance (µS/cm)	4,490	4,463.00	41.68	± 10% of standard	EPA 2023
pH (SU)	4.00	4.12	41.75	± 0.1	GWMP
pH (SU)	7.00	7.23	42.24	± 0.1	GWMP
pH (SU)	10.00	10.25	43.02	± 0.1	GWMP

	Standard	Calibration Value	Acceptance Criteria	Reference
Turbidity (NTU)	0.00	0	± 10% of standard	EPA 2023
	1.00	1.12		
	10.00	10.08		

Notes:

Start of Day:

End of Day:

Field Instrumentation Calibration Form

Site Name: Plant Bowen AP

Date: 09/11/2025

Calibrated By: Jay Siewert

Field Conditions: 84°/63°

Instrument	Manufactuer/ Model	Serial Number
Water Quality Meter	AquaTroll 400	1170046
Turbidity Meter	LaMotte 2020	94534417

Calibration Standard Information				
Parameter	Standard	Lot #	Date of Expiration	Brand
Specific Conductance (µS/cm)	4,490	24014218	01/2026	Atlanta Instrument Rental, Inc.
pH (SU)	4.00	24014218	01/2026	Atlanta Instrument Rental, Inc.
pH (SU)	7.00	24014266	01/2026	Atlanta Instrument Rental, Inc.
pH (SU)	10.00	24011537	01/2026	Atlanta Instrument Rental, Inc.
D.O. (%)	N/A	24014218	01/2026	Atlanta Instrument Rental, Inc.
ORP (mV)	228.0	22490162	01/2026	Atlanta Instrument Rental, Inc.

Calibration					
Time Start	08:31	Time Finish	08:44		
Parameter	Standard	Calibration Value	Calibration Solution Temperature (°C)	Acceptance Criteria	Reference
D.O. (%)	N/A	100.10	17.09	± 10%	NA
Specific Conductance (µS/cm)	4,490	4,534.00	17.99	± 10% of standard	EPA 2023
pH (SU)	4.00	4.04	18.44	± 0.1	GWMP
pH (SU)	7.00	7.09	19.72	± 0.1	GWMP
pH (SU)	10.00	10.17	20.25	± 0.1	GWMP
ORP (mV)	228.0	229.50	20.21	± 10	EPA 2023

	Standard	Calibration Value	Acceptance Criteria	Reference
Turbidity (NTU)	0.00	0	± 10% of standard	EPA 2023
	1.00	1.10		
	10.00	10.39		

Calibration Check					
Time Start	16:08	Time Finish	16:19		
Parameter	Standard	Calibration Value	Calibration Solution Temperature (°C)	Acceptance Criteria	Reference
Specific Conductance (µS/cm)	4,490	4,367.00	28.28	± 10% of standard	EPA 2023
pH (SU)	4.00	4.09	28.27	± 0.1	GWMP
pH (SU)	7.00	7.10	28.51	± 0.1	GWMP
pH (SU)	10.00	10.05	30.58	± 0.1	GWMP

	Standard	Calibration Value	Acceptance Criteria	Reference
Turbidity (NTU)	0.00	0	± 10% of standard	EPA 2023
	1.00	1.06		
	10.00	10.25		

Notes:

Start of Day:

End of Day:

Field Instrumentation Calibration Form

Site Name: Plant Bowen AP

Date: 09/15/2025

Calibrated By: Jay Siewert

Field Conditions: 89°/64°

Instrument	Manufactuer/ Model	Serial Number
Water Quality Meter	AquaTroll 400	1170046
Turbidity Meter	LaMotte 2020	94534417

Calibration Standard Information				
Parameter	Standard	Lot #	Date of Expiration	Brand
Specific Conductance (µS/cm)	4,490	24014218	01/2026	Atlanta Instrument Rental, Inc.
pH (SU)	4.00	24014218	01/2026	Atlanta Instrument Rental, Inc.
pH (SU)	7.00	24014266	01/2026	Atlanta Instrument Rental, Inc.
pH (SU)	10.00	24011537	01/2026	Atlanta Instrument Rental, Inc.
D.O. (%)	N/A	24014218	01/2026	Atlanta Instrument Rental, Inc.
ORP (mV)	228.0	22490162	01/2026	Atlanta Instrument Rental, Inc.

Calibration					
Time Start	08:36	Time Finish	08:46		
Parameter	Standard	Calibration Value	Calibration Solution Temperature (°C)	Acceptance Criteria	Reference
D.O. (%)	N/A	100.20	20.43	± 10%	NA
Specific Conductance (µS/cm)	4,490	4,574.00	20.75	± 10% of standard	EPA 2023
pH (SU)	4.00	4.07	20.92	± 0.1	GWMP
pH (SU)	7.00	7.06	21.38	± 0.1	GWMP
pH (SU)	10.00	10.00	21.69	± 0.1	GWMP
ORP (mV)	228.0	225.50	21.75	± 10	EPA 2023

	Standard	Calibration Value	Acceptance Criteria	Reference
Turbidity (NTU)	0.00	0	± 10% of standard	EPA 2023
	1.00	0.98		
	10.00	10.81		

Calibration Check					
Time Start	13:33	Time Finish	13:40		
Parameter	Standard	Calibration Value	Calibration Solution Temperature (°C)	Acceptance Criteria	Reference
Specific Conductance (µS/cm)	4,490	4,264.00	21.91	± 10% of standard	EPA 2023
pH (SU)	4.00	4.08	25.04	± 0.1	GWMP
pH (SU)	7.00	7.10	25.79	± 0.1	GWMP
pH (SU)	10.00	10.07	28.31	± 0.1	GWMP

	Standard	Calibration Value	Acceptance Criteria	Reference
Turbidity (NTU)	0.00	0	± 10% of standard	EPA 2023
	1.00	0.96		
	10.00	10.50		

Notes:

Start of Day:

End of Day:

Field Instrumentation Calibration Form

Site Name: Plant Bowen AP

Date: 10/15/2025

Calibrated By: Shannon Northen

Field Conditions: 83°/ 52°

Instrument	Manufactuer/ Model	Serial Number
Water Quality Meter	AquaTroll 400	1202788
Turbidity Meter	LaMotte 2020	20680320

Calibration Standard Information				
Parameter	Standard	Lot #	Date of Expiration	Brand
Specific Conductance (µS/cm)	4,490	24014218	01/2026	Atlanta Instrument Rental, Inc.
pH (SU)	4.00	24014218	01/2026	Atlanta Instrument Rental, Inc.
pH (SU)	7.00	24014266	01/2026	Atlanta Instrument Rental, Inc.
pH (SU)	10.00	24011537	01/2026	Atlanta Instrument Rental, Inc.
D.O. (%)	N/A	24014218	01/2026	Atlanta Instrument Rental, Inc.
ORP (mV)	228.0	22490162	01/2026	Atlanta Instrument Rental, Inc.

Calibration					
Time Start	09:04	Time Finish	09:20		
Parameter	Standard	Calibration Value	Calibration Solution Temperature (°C)	Acceptance Criteria	Reference
D.O. (%)	N/A	95.89	19.65	± 10%	NA
Specific Conductance (µS/cm)	4,490	4,540.00	19.96	± 10% of standard	EPA 2023
pH (SU)	4.00	4.13	19.91	± 0.1	GWMP
pH (SU)	7.00	7.11	20.45	± 0.1	GWMP
pH (SU)	10.00	10.10	20.41	± 0.1	GWMP
ORP (mV)	228.0	228.80	20.82	± 10	EPA 2023

	Standard	Calibration Value	Acceptance Criteria	Reference
Turbidity (NTU)	0.00	0.09	± 10% of standard	EPA 2023
	1.00	1.12		
	10.00	9.95		

Calibration Check					
Time Start	13:59	Time Finish	16:09		
Parameter	Standard	Calibration Value	Calibration Solution Temperature (°C)	Acceptance Criteria	Reference
Specific Conductance (µS/cm)	4,490	4,419.00	34.02	± 10% of standard	EPA 2023
pH (SU)	4.00	4.14	34.02	± 0.1	GWMP
pH (SU)	7.00	7.25	33.89	± 0.1	GWMP
pH (SU)	10.00	10.23	33.70	± 0.1	GWMP

	Standard	Calibration Value	Acceptance Criteria	Reference
Turbidity (NTU)	0.00	0.09	± 10% of standard	EPA 2023
	1.00	1.12		
	10.00	10.15		

Notes:

Start of Day:

End of Day:

Field Instrumentation Calibration Form

Site Name: Plant Bowen AP

Date: 10/16/2025

Calibrated By: Shannon Northen

Field Conditions: 81°/55°

Instrument	Manufactuer/ Model	Serial Number
Water Quality Meter	AquaTroll 400	1202788
Turbidity Meter	LaMotte 2020	20680320

Calibration Standard Information				
Parameter	Standard	Lot #	Date of Expiration	Brand
Specific Conductance (µS/cm)	4,490	24014218	01/2026	Atlanta Instrument Rental, Inc.
pH (SU)	4.00	24014218	01/2026	Atlanta Instrument Rental, Inc.
pH (SU)	7.00	24014266	01/2026	Atlanta Instrument Rental, Inc.
pH (SU)	10.00	24011537	01/2026	Atlanta Instrument Rental, Inc.
D.O. (%)	N/A	24014218	01/2026	Atlanta Instrument Rental, Inc.
ORP (mV)	228.0	22490162	01/2026	Atlanta Instrument Rental, Inc.

Calibration					
Time Start	08:46	Time Finish	09:03		
Parameter	Standard	Calibration Value	Calibration Solution Temperature (°C)	Acceptance Criteria	Reference
D.O. (%)	N/A	101.50	18.08	± 10%	NA
Specific Conductance (µS/cm)	4,490	4,490.00	18.15	± 10% of standard	EPA 2023
pH (SU)	4.00	4.01	18.18	± 0.1	GWMP
pH (SU)	7.00	7.05	19.01	± 0.1	GWMP
pH (SU)	10.00	10.08	19.22	± 0.1	GWMP
ORP (mV)	228.0	230.10	19.53	± 10	EPA 2023

	Standard	Calibration Value	Acceptance Criteria	Reference
Turbidity (NTU)	0.00	0.06	± 10% of standard	EPA 2023
	1.00	1.12		
	10.00	10.06		

Calibration Check					
Time Start	12:40	Time Finish	12:47		
Parameter	Standard	Calibration Value	Calibration Solution Temperature (°C)	Acceptance Criteria	Reference
Specific Conductance (µS/cm)	4,490	4,372.00	36.32	± 10% of standard	EPA 2023
pH (SU)	4.00	4.15	36.32	± 0.1	GWMP
pH (SU)	7.00	7.24	36.58	± 0.1	GWMP
pH (SU)	10.00	10.23	37.10	± 0.1	GWMP

	Standard	Calibration Value	Acceptance Criteria	Reference
Turbidity (NTU)	0.00	0.09	± 10% of standard	EPA 2023
	1.00	1.13		
	10.00	10.15		

Notes:

Start of Day:

End of Day:

Field Instrumentation Calibration Form

Site Name: Plant Bowen AP

Date: 10/16/2025

Calibrated By: William Laaker

Field Conditions: 82/55 sunny

Instrument	Manufactuer/ Model	Serial Number
Water Quality Meter	AquaTroll 400	1182553
Turbidity Meter	LaMotte 2020	70423818

Calibration Standard Information				
Parameter	Standard	Lot #	Date of Expiration	Brand
Specific Conductance (µS/cm)	4,490	24014218	01/2026	Atlanta Instrument Rental, Inc.
pH (SU)	4.00	24014218	01/2026	Atlanta Instrument Rental, Inc.
pH (SU)	7.00	24014266	01/2026	Atlanta Instrument Rental, Inc.
pH (SU)	10.00	24011537	01/2026	Atlanta Instrument Rental, Inc.
D.O. (%)	N/A	24014218	01/2026	Atlanta Instrument Rental, Inc.
ORP (mV)	228.0	22490162	01/2026	Atlanta Instrument Rental, Inc.

Calibration					
Time Start	09:00	Time Finish	09:21		
Parameter	Standard	Calibration Value	Calibration Solution Temperature (°C)	Acceptance Criteria	Reference
D.O. (%)	N/A	93.72	13.91	± 10%	NA
Specific Conductance (µS/cm)	4,490	4,522.00	14.39	± 10% of standard	EPA 2023
pH (SU)	4.00	4.03	14.65	± 0.1	GWMP
pH (SU)	7.00	7.09	15.33	± 0.1	GWMP
pH (SU)	10.00	10.10	15.74	± 0.1	GWMP
ORP (mV)	228.0	239.70	15.78	± 10	EPA 2023

	Standard	Calibration Value	Acceptance Criteria	Reference
Turbidity (NTU)	0.00	0.01	± 10% of standard	EPA 2023
	1.00	0.92		
	10.00	10.12		

Calibration Check					
Time Start	13:00	Time Finish	13:08		
Parameter	Standard	Calibration Value	Calibration Solution Temperature (°C)	Acceptance Criteria	Reference
Specific Conductance (µS/cm)	4,490	4,311.00	18.37	± 10% of standard	EPA 2023
pH (SU)	4.00	4.10	18.41	± 0.1	GWMP
pH (SU)	7.00	7.18	19.04	± 0.1	GWMP
pH (SU)	10.00	10.19	20.84	± 0.1	GWMP

	Standard	Calibration Value	Acceptance Criteria	Reference
Turbidity (NTU)	0.00	0	± 10% of standard	EPA 2023
	1.00	0.99		
	10.00	10.12		

Notes:

Start of Day:

End of Day:

Field Instrumentation Calibration Form

Site Name: Plant Bowen AP

Date: 12/08/2025

Calibrated By: Natalie Piparo

Field Conditions: H 48, L 35

Instrument	Manufactuer/ Model	Serial Number
Water Quality Meter	AquaTroll 400	1197755
Turbidity Meter	Hach 21000Q	220900000239

Calibration Standard Information				
Parameter	Standard	Lot #	Date of Expiration	Brand
Specific Conductance (µS/cm)	4,490	24014218	01/2026	Atlanta Instrument Rental, Inc.
pH (SU)	4.00	24014218	01/2026	Atlanta Instrument Rental, Inc.
pH (SU)	7.00	24014266	01/2026	Atlanta Instrument Rental, Inc.
pH (SU)	10.00	24011537	01/2026	Atlanta Instrument Rental, Inc.
D.O. (%)	N/A	24014218	01/2026	Atlanta Instrument Rental, Inc.
ORP (mV)	228.0	22490162	01/2026	Atlanta Instrument Rental, Inc.

Calibration					
Time Start	09:08	Time Finish	09:22		
Parameter	Standard	Calibration Value	Calibration Solution Temperature (°C)	Acceptance Criteria	Reference
D.O. (%)	N/A	97.53	16.62	± 10%	NA
Specific Conductance (µS/cm)	4,490	4,505.60	16.40	± 10% of standard	EPA 2023
pH (SU)	4.00	4.03	16.38	± 0.1	GWMP
pH (SU)	7.00	7.05	16.10	± 0.1	GWMP
pH (SU)	10.00	10.09	15.92	± 0.1	GWMP
ORP (mV)	228.0	216.10	15.78	± 10	EPA 2023

	Standard	Calibration Value	Acceptance Criteria	Reference
Turbidity (NTU)	10.00	10.00	± 10% of standard	EPA 2023
	20.00	20.60		
	100.00	100.02		
	800.00	809.00		

Calibration Check					
Time Start	17:20	Time Finish	17:34		
Parameter	Standard	Calibration Value	Calibration Solution Temperature (°C)	Acceptance Criteria	Reference
Specific Conductance (µS/cm)	4,490	4,482.60	9.44	± 10% of standard	EPA 2023
pH (SU)	4.00	4.03	9.49	± 0.1	GWMP
pH (SU)	7.00	7.14	9.28	± 0.1	GWMP
pH (SU)	10.00	10.11	9.26	± 0.1	GWMP

	Standard	Calibration Value	Acceptance Criteria	Reference
Turbidity (NTU)	10.00	10.03	± 10% of standard	EPA 2023
	20.00	20.24		
	100.00	101.00		
	800.00	802.00		

Notes:

Start of Day:

End of Day:

Field Instrumentation Calibration Form

Site Name: Plant Bowen AP

Date: 12/08/2025

Calibrated By: Shannon Northen

Field Conditions: 48/35

Instrument	Manufactuer/ Model	Serial Number
Water Quality Meter	AquaTroll 400	1202788
Turbidity Meter	LaMotte 2020	70423818

Calibration Standard Information				
Parameter	Standard	Lot #	Date of Expiration	Brand
Specific Conductance (µS/cm)	4,490	24014218	01/2026	Atlanta Instrument Rental, Inc.
pH (SU)	4.00	24014218	01/2026	Atlanta Instrument Rental, Inc.
pH (SU)	7.00	24014266	01/2026	Atlanta Instrument Rental, Inc.
pH (SU)	10.00	24011537	01/2026	Atlanta Instrument Rental, Inc.
D.O. (%)	N/A	24014218	01/2026	Atlanta Instrument Rental, Inc.
ORP (mV)	228.0	22490162	01/2026	Atlanta Instrument Rental, Inc.

Calibration					
Time Start	09:07	Time Finish	09:25		
Parameter	Standard	Calibration Value	Calibration Solution Temperature (°C)	Acceptance Criteria	Reference
D.O. (%)	N/A	100.60	16.32	± 10%	NA
Specific Conductance (µS/cm)	4,490	4,375.00	13.75	± 10% of standard	EPA 2023
pH (SU)	4.00	4.04	13.36	± 0.1	GWMP
pH (SU)	7.00	7.08	14.75	± 0.1	GWMP
pH (SU)	10.00	9.94	13.97	± 0.1	GWMP
ORP (mV)	228.0	215.10	13.88	± 10	EPA 2023

	Standard	Calibration Value	Acceptance Criteria	Reference
Turbidity (NTU)	0.00	0.01	± 10% of standard	EPA 2023
	1.00	0.97		
	10.00	9.89		

Calibration Check					
Time Start	16:18	Time Finish	16:35		
Parameter	Standard	Calibration Value	Calibration Solution Temperature (°C)	Acceptance Criteria	Reference
Specific Conductance (µS/cm)	4,490	4,464.00	13.55	± 10% of standard	EPA 2023
pH (SU)	4.00	3.98	13.57	± 0.1	GWMP
pH (SU)	7.00	6.86	13.50	± 0.1	GWMP
pH (SU)	10.00	10.02	13.41	± 0.1	GWMP

	Standard	Calibration Value	Acceptance Criteria	Reference
Turbidity (NTU)	0.00	0.02	± 10% of standard	EPA 2023
	1.00	0.98		
	10.00	10.12		

Notes:

Start of Day:

End of Day:

Field Instrumentation Calibration Form

Site Name: Plant Bowen AP

Date: 12/09/2025

Calibrated By: Shannon Northen

Field Conditions: 50°/ 27°

Instrument	Manufactuer/ Model	Serial Number
Water Quality Meter	AquaTroll 400	1182553
Turbidity Meter	LaMotte 2020	70423818

Calibration Standard Information				
Parameter	Standard	Lot #	Date of Expiration	Brand
Specific Conductance (µS/cm)	4,490	24014218	01/2026	Atlanta Instrument Rental, Inc.
pH (SU)	4.00	24014218	01/2026	Atlanta Instrument Rental, Inc.
pH (SU)	7.00	24014266	01/2026	Atlanta Instrument Rental, Inc.
pH (SU)	10.00	24011537	01/2026	Atlanta Instrument Rental, Inc.
D.O. (%)	N/A	24014218	01/2026	Atlanta Instrument Rental, Inc.
ORP (mV)	228.0	22490162	01/2026	Atlanta Instrument Rental, Inc.

Calibration					
Time Start	09:53	Time Finish	10:10		
Parameter	Standard	Calibration Value	Calibration Solution Temperature (°C)	Acceptance Criteria	Reference
D.O. (%)	N/A	97.94	0.40	± 10%	NA
Specific Conductance (µS/cm)	4,490	4,550.00	0.44	± 10% of standard	EPA 2023
pH (SU)	4.00	4.10	0.51	± 0.1	GWMP
pH (SU)	7.00	7.14	0.29	± 0.1	GWMP
pH (SU)	10.00	10.26	0.08	± 0.1	GWMP
ORP (mV)	228.0	234.50	0.61	± 10	EPA 2023

	Standard	Calibration Value	Acceptance Criteria	Reference
Turbidity (NTU)	0.00	0	± 10% of standard	EPA 2023
	1.00	0.98		
	10.00	9.95		

Calibration Check					
Time Start	13:14	Time Finish	13:20		
Parameter	Standard	Calibration Value	Calibration Solution Temperature (°C)	Acceptance Criteria	Reference
Specific Conductance (µS/cm)	4,490	4,390.00	17.27	± 10% of standard	EPA 2023
pH (SU)	4.00	4.19	17.29	± 0.1	GWMP
pH (SU)	7.00	7.32	17.48	± 0.1	GWMP
pH (SU)	10.00	10.24	17.72	± 0.1	GWMP

	Standard	Calibration Value	Acceptance Criteria	Reference
Turbidity (NTU)	0.00	0.02	± 10% of standard	EPA 2023
	1.00	1.02		
	10.00	10.05		

Notes:

Start of Day:

End of Day:

Field Instrumentation Calibration Form

Site Name: Plant Bowen AP

Date: 02/02/2026

Calibrated By: Natalie Piparo

Field Conditions: H48, L 21

Instrument	Manufactuer/ Model	Serial Number
Water Quality Meter	AquaTroll 400	1,197,755
Turbidity Meter	Hach	25100D000278

Calibration Standard Information				
Parameter	Standard	Lot #	Date of Expiration	Brand
Specific Conductance (µS/cm)	4,490	24021650	09/2026	Atlanta Instrument Rental, Inc.
pH (SU)	4.00	24021650	09/2026	Atlanta Instrument Rental, Inc.
pH (SU)	7.00	24021711	09/2026	Atlanta Instrument Rental, Inc.
pH (SU)	10.00	24022784	09/2026	Atlanta Instrument Rental, Inc.
D.O. (%)	N/A	24021650	09/2026	Atlanta Instrument Rental, Inc.
ORP (mV)	228.0	24020598	09/2026	Atlanta Instrument Rental, Inc.

Calibration					
Time Start	09:02	Time Finish	09:33		
Parameter	Standard	Calibration Value	Calibration Solution Temperature (°C)	Acceptance Criteria	Reference
D.O. (%)	N/A	99.94	8.89	± 10%	NA
Specific Conductance (µS/cm)	4,490	4,662.00	10.52	± 10% of standard	EPA 2023
pH (SU)	4.00	4.06	11.10	± 0.1	GWMP
pH (SU)	7.00	7.11	12.62	± 0.1	GWMP
pH (SU)	10.00	10.17	13.40	± 0.1	GWMP
ORP (mV)	228.0	213.90	13.57	± 10	EPA 2023

	Standard	Calibration Value	Acceptance Criteria	Reference
Turbidity (NTU)	10.00	10.00	± 10% of standard	EPA 2023
	20.00	20.00		
	100.00	102.00		
	800.00	796.00		

Calibration Check					
Time Start	17:01	Time Finish	17:07		
Parameter	Standard	Calibration Value	Calibration Solution Temperature (°C)	Acceptance Criteria	Reference
Specific Conductance (µS/cm)	4,490	4,399.00	13.81	± 10% of standard	EPA 2023
pH (SU)	4.00	4.19	13.76	± 0.1	GWMP
pH (SU)	7.00	7.29	13.48	± 0.1	GWMP
pH (SU)	10.00	10.13	13.40	± 0.1	GWMP

	Standard	Calibration Value	Acceptance Criteria	Reference
Turbidity (NTU)	10.00	10.00	± 10% of standard	EPA 2023
	20.00	20.01		
	100.00	101.20		
	800.00	799.00		

Notes:

Start of Day:

End of Day:

Field Instrumentation Calibration Form

Site Name: Plant Bowen AP

Date: 02/02/2026

Calibrated By: Shannon Northen

Field Conditions: 48°/ 26°

Instrument	Manufactuer/ Model	Serial Number
Water Quality Meter	AquaTroll 400	1,202,788
Turbidity Meter	Hach	2509D000152

Calibration Standard Information				
Parameter	Standard	Lot #	Date of Expiration	Brand
Specific Conductance (µS/cm)	4,490	24021650	09/2026	Atlanta Instrument Rental, Inc.
pH (SU)	4.00	24021650	09/2026	Atlanta Instrument Rental, Inc.
pH (SU)	7.00	24021711	09/2026	Atlanta Instrument Rental, Inc.
pH (SU)	10.00	24022784	09/2026	Atlanta Instrument Rental, Inc.
D.O. (%)	N/A	24021650	09/2026	Atlanta Instrument Rental, Inc.
ORP (mV)	228.0	24020598	09/2026	Atlanta Instrument Rental, Inc.

Calibration					
Time Start	08:58	Time Finish	09:15		
Parameter	Standard	Calibration Value	Calibration Solution Temperature (°C)	Acceptance Criteria	Reference
D.O. (%)	N/A	94.68	10.83	± 10%	NA
Specific Conductance (µS/cm)	4,490	4,521.00	10.27	± 10% of standard	EPA 2023
pH (SU)	4.00	4.08	10.20	± 0.1	GWMP
pH (SU)	7.00	7.20	10.15	± 0.1	GWMP
pH (SU)	10.00	10.17	10.15	± 0.1	GWMP
ORP (mV)	228.0	220.60	10.42	± 10	EPA 2023

	Standard	Calibration Value	Acceptance Criteria	Reference
Turbidity (NTU)	10.00	10.30	± 10% of standard	EPA 2023
	20.00	20.50		
	100.00	100.00		
	800.00	802.00		

Calibration Check					
Time Start	15:37	Time Finish	15:48		
Parameter	Standard	Calibration Value	Calibration Solution Temperature (°C)	Acceptance Criteria	Reference
Specific Conductance (µS/cm)	4,490	4,436.00	17.41	± 10% of standard	EPA 2023
pH (SU)	4.00	4.02	17.50	± 0.1	GWMP
pH (SU)	7.00	7.03	18.82	± 0.1	GWMP
pH (SU)	10.00	10.11	20.39	± 0.1	GWMP

	Standard	Calibration Value	Acceptance Criteria	Reference
Turbidity (NTU)	10.00	10.30	± 10% of standard	EPA 2023
	20.00	20.50		
	100.00	98.00		
	800.00	788.00		

Notes:

Start of Day:

End of Day:

Field Instrumentation Calibration Form

Site Name: Plant Bowen AP

Date: 02/03/2026

Calibrated By: Shannon Northen

Field Conditions: 61°/ 24°

Instrument	Manufactuer/ Model	Serial Number
Water Quality Meter	AquaTroll 400	1,202,788
Turbidity Meter	Hach	25090D000152

Calibration Standard Information				
Parameter	Standard	Lot #	Date of Expiration	Brand
Specific Conductance (µS/cm)	4,490	24021650	09/2026	Atlanta Instrument Rental, Inc.
pH (SU)	4.00	24021650	09/2026	Atlanta Instrument Rental, Inc.
pH (SU)	7.00	24021711	09/2026	Atlanta Instrument Rental, Inc.
pH (SU)	10.00	24022784	09/2026	Atlanta Instrument Rental, Inc.
D.O. (%)	N/A	24021650	09/2026	Atlanta Instrument Rental, Inc.
ORP (mV)	228.0	24020598	09/2026	Atlanta Instrument Rental, Inc.

Calibration					
Time Start	08:36	Time Finish	08:55		
Parameter	Standard	Calibration Value	Calibration Solution Temperature (°C)	Acceptance Criteria	Reference
D.O. (%)	N/A	102.70	16.14	± 10%	NA
Specific Conductance (µS/cm)	4,490	4,494.00	15.98	± 10% of standard	EPA 2023
pH (SU)	4.00	4.14	15.82	± 0.1	GWMP
pH (SU)	7.00	7.18	13.61	± 0.1	GWMP
pH (SU)	10.00	10.12	15.26	± 0.1	GWMP
ORP (mV)	228.0	218.20	14.44	± 10	EPA 2023

	Standard	Calibration Value	Acceptance Criteria	Reference
Turbidity (NTU)	10.00	10.30	± 10% of standard	EPA 2023
	20.00	20.30		
	100.00	100.00		
	800.00	799.00		

Calibration Check					
Time Start	16:17	Time Finish	16:28		
Parameter	Standard	Calibration Value	Calibration Solution Temperature (°C)	Acceptance Criteria	Reference
Specific Conductance (µS/cm)	4,490	4,262.00	22.15	± 10% of standard	EPA 2023
pH (SU)	4.00	3.99	3.43	± 0.1	GWMP
pH (SU)	7.00	7.06	22.38	± 0.1	GWMP
pH (SU)	10.00	10.15	22.65	± 0.1	GWMP

	Standard	Calibration Value	Acceptance Criteria	Reference
Turbidity (NTU)	10.00	103.00	± 10% of standard	EPA 2023
	20.00	19.20		
	100.00	99.00		
	800.00	798.00		

Notes:

Start of Day:

End of Day: